Case No. : CTA24090900404	
Ambient Condition: 23 ℃, 52 %RH	
According Standard: ■Part15E	
Test Date: 2024.9.19	**Test Engineer:** Lushan Kong

Appendix D.1: Emission Bandwidth

Test Result

TestMode	Antenna	Freq(MHz)	26db EBW [MHz]	FL[MHz]	FH[MHz]	Limit[MHz]	Verdict
11A	Ant1	5180	19.920	5170.160	5190.080	---	---
		5200	20.000	5190.000	5210.000	---	---
		5240	19.840	5230.080	5249.920	---	---
11N20SISO	Ant1	5180	20.240	5169.960	5190.200	---	---
		5200	20.400	5189.800	5210.200	---	---
		5240	20.240	5229.920	5250.160	---	---
11N40SISO	Ant1	5190	40.960	5169.680	5210.640	---	---
		5230	40.640	5209.680	5250.320	---	---
11AC20SISO	Ant1	5180	20.400	5169.880	5190.280	---	---
		5200	20.160	5190.000	5210.160	---	---
		5240	20.280	5229.840	5250.120	---	---
11AC40SISO	Ant1	5190	40.160	5170.080	5210.240	---	---
		5230	40.720	5209.600	5250.320	---	---
11AC80SISO	Ant1	5210	81.120	5169.840	5250.960	---	---

Test Graphs

11A_Ant1_5180

11A_Ant1_5200

11A_Ant1_5240

11N20SISO_Ant1_5180

11N20SISO_Ant1_5200

11N20SISO_Ant1_5240

11N40SISO_Ant1_5190

11N40SISO_Ant1_5230

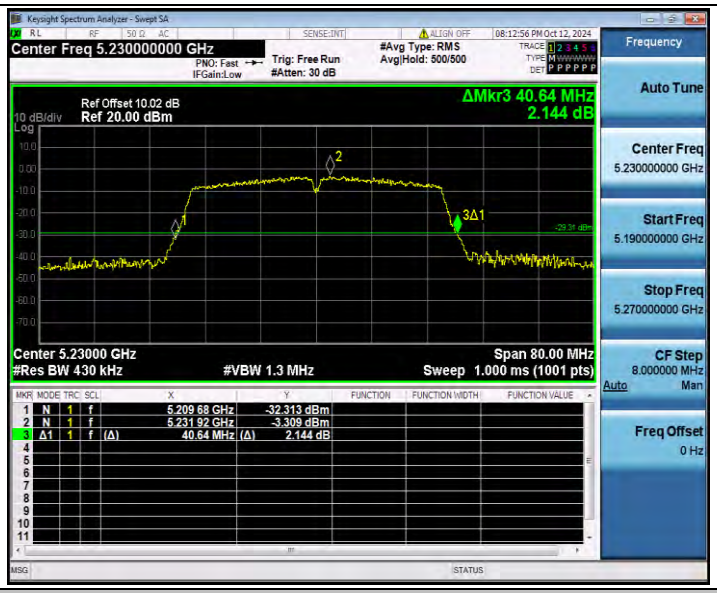

11AC20SISO_Ant1_5180

11AC20SISO_Ant1_5200

11AC20SISO_Ant1_5240

11AC40SISO_Ant1_5190

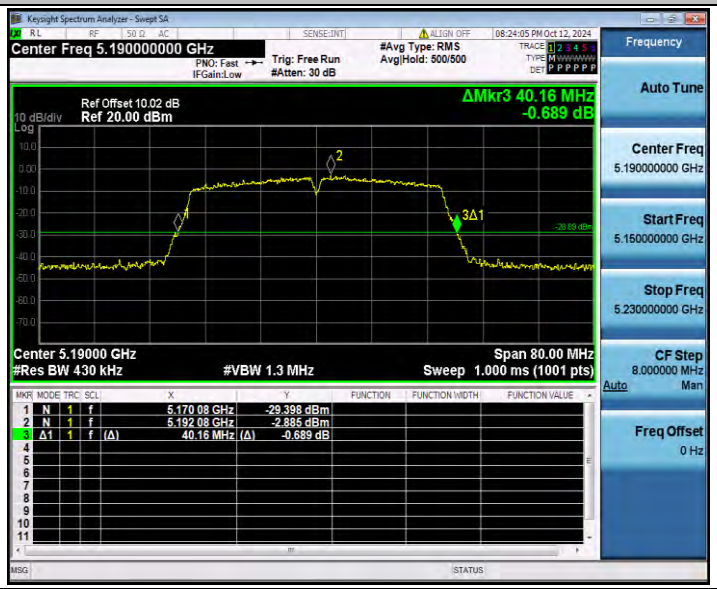

11AC40SISO_Ant1_5230

11AC80SISO_Ant1_5210

Appendix D.2: Occupied channel bandwidth

Test Result

TestMode	Antenna	Freq(MHz)	OCB [MHz]	FL[MHz]	FH[MHz]	Limit[MHz]	Verdict
11A	Ant1	5180	16.921	5171.5985	5188.5195	---	---
		5200	16.858	5191.5735	5208.4315	---	---
		5240	16.874	5231.5789	5248.4529	---	---
11N20SISO	Ant1	5180	17.877	5171.1174	5188.9944	---	---
		5200	17.864	5191.0827	5208.9467	---	---
		5240	17.849	5231.1071	5248.9561	---	---
11N40SISO	Ant1	5190	36.153	5172.0057	5208.1587	---	---
		5230	36.157	5212.0046	5248.1616	---	---
11AC20SISO	Ant1	5180	17.830	5171.1281	5188.9581	---	---
		5200	17.841	5191.0780	5208.9190	---	---
		5240	17.865	5231.0764	5248.9414	---	---
11AC40SISO	Ant1	5190	36.223	5171.9695	5208.1925	---	---
		5230	36.261	5211.9430	5248.2040	---	---
11AC80SISO	Ant1	5210	75.169	5172.6452	5247.8142	---	---

Test Graphs

11A_Ant1_5180

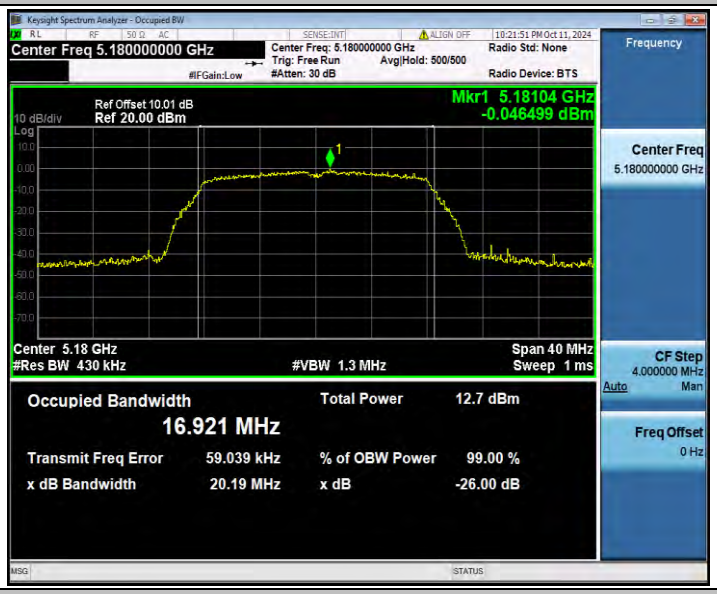

11A_Ant1_5200

11A_Ant1_5240

11N20SISO_Ant1_5180

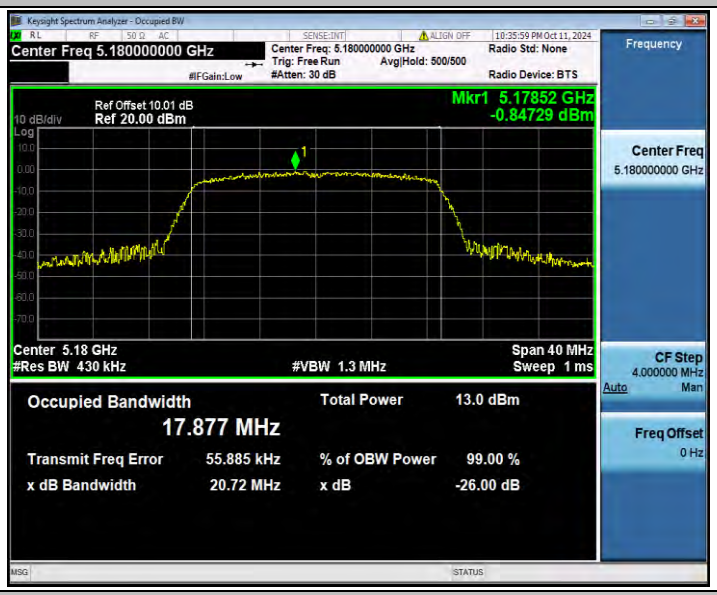

11N20SISO_Ant1_5200

11N20SISO_Ant1_5240

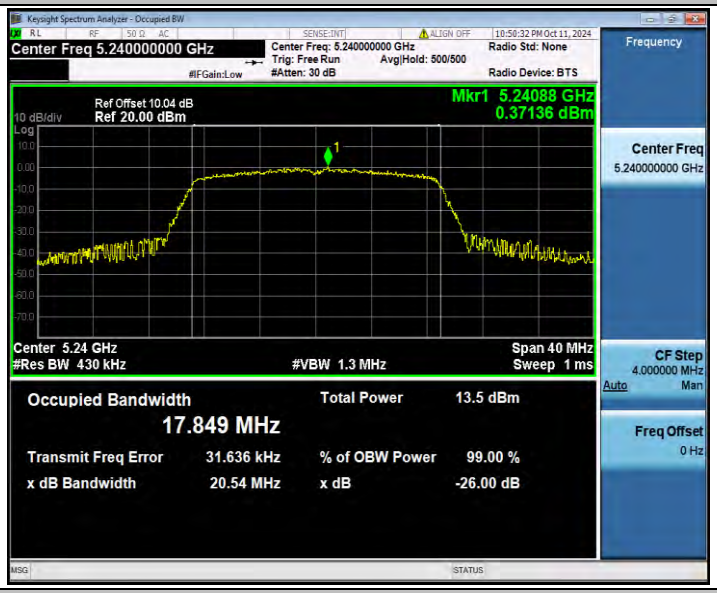

11N40SISO_Ant1_5190

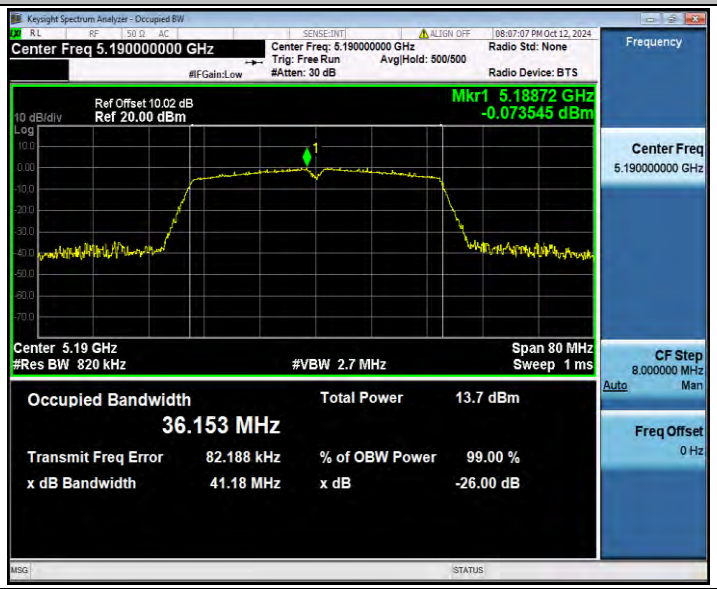

11N40SISO_Ant1_5230

11AC20SISO_Ant1_5180

11AC20SISO_Ant1_5200

11AC20SISO_Ant1_5240

11AC40SISO_Ant1_5190

11AC40SISO_Ant1_5230

11AC80SISO_Ant1_5210

Appendix D.3: Duty Cycle

Test Result

TestMode	Antenna	Freq(MHz)	Transmission Duration [ms]	Transmission Period [ms]	Duty Cycle [%]	Duty Cycle Factor[dB]	1/T Factor[KHz]
11A	Ant1	5180	1.40	1.43	97.90	0.09	0.71
		5200	1.39	1.43	97.20	0.12	0.72
		5240	1.39	1.43	97.20	0.12	0.72
11N20SISO	Ant1	5180	1.30	1.34	97.01	0.13	0.77
		5200	1.30	1.34	97.01	0.13	0.77
		5240	1.30	1.34	97.01	0.13	0.77
11N40SISO	Ant1	5190	0.65	0.68	95.59	0.20	1.54
		5230	0.65	0.68	95.59	0.20	1.54
11AC20SISO	Ant1	5180	1.31	1.34	97.76	0.10	0.76
		5200	1.31	1.35	97.04	0.13	0.76
		5240	1.31	1.35	97.04	0.13	0.76
11AC40SISO	Ant1	5190	0.65	0.69	94.20	0.26	1.54
		5230	0.65	0.69	94.20	0.26	1.54
11AC80SISO	Ant1	5210	0.32	0.35	91.43	0.39	3.13

Test Graphs

11A_Ant1_5180
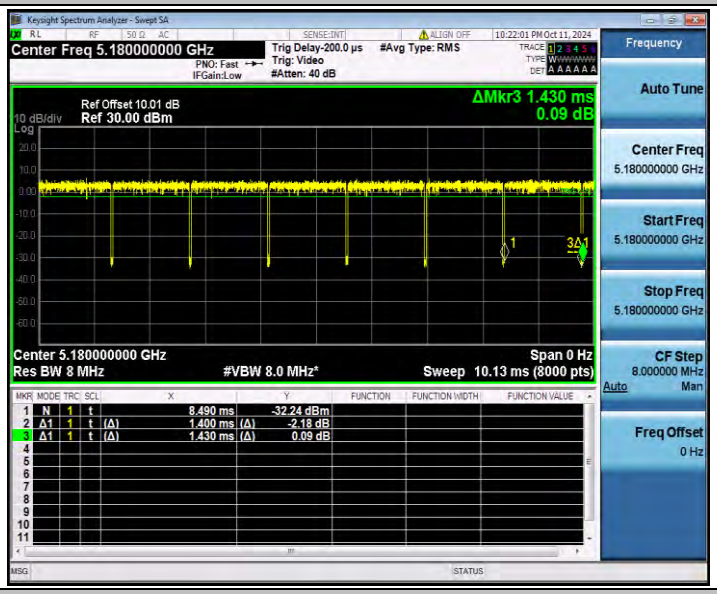
11A_Ant1_5200
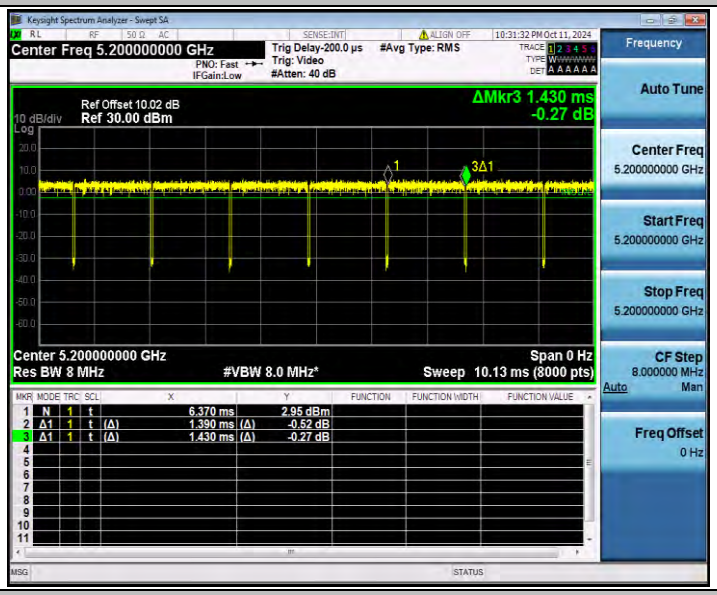
11A_Ant1_5240

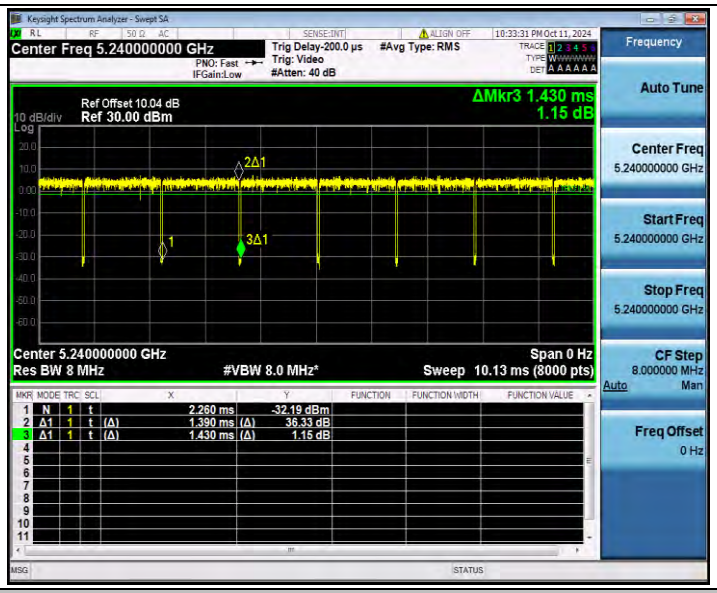

11N20SISO_Ant1_5180

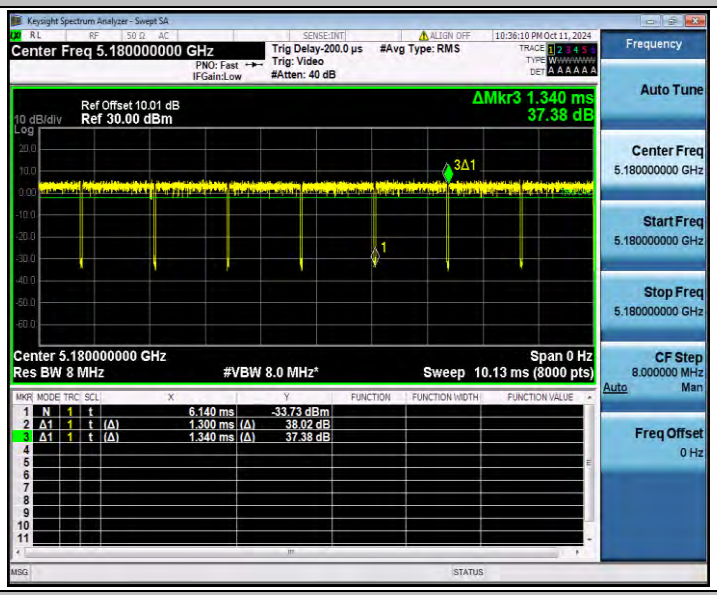

11N20SISO_Ant1_5200

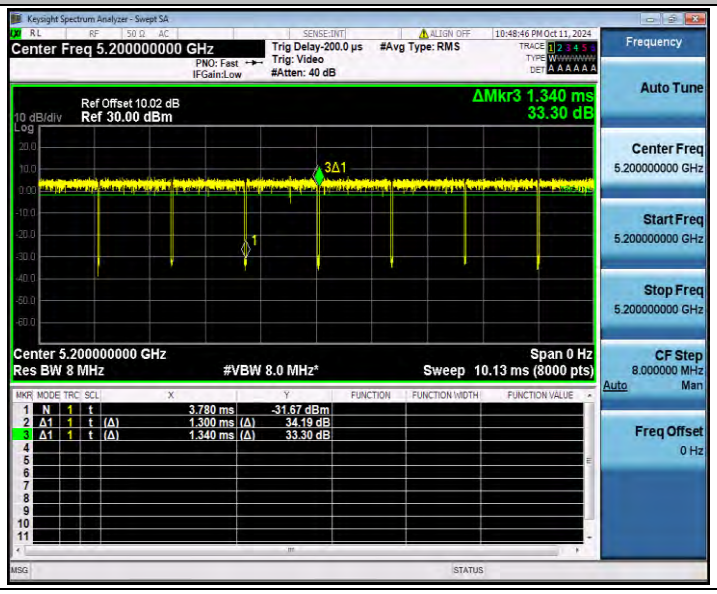

11N20SISO_Ant1_5240

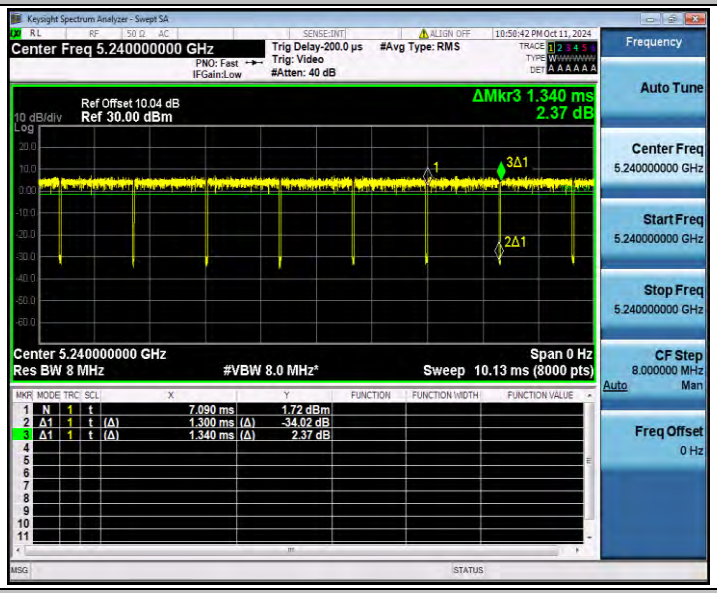

11N40SISO_Ant1_5190

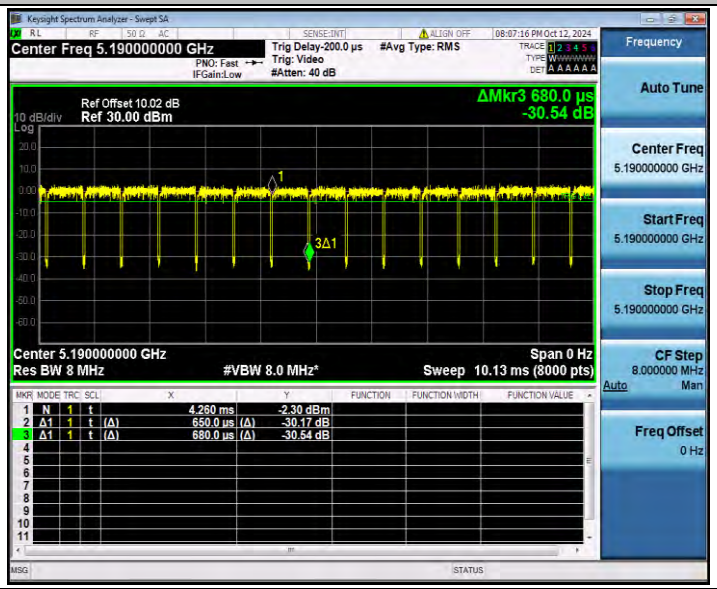

11N40SISO_Ant1_5230

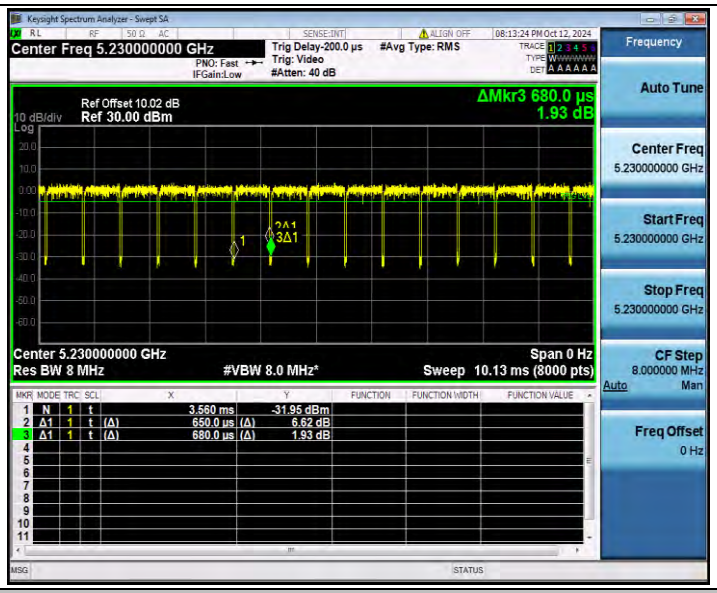

11AC20SISO_Ant1_5180

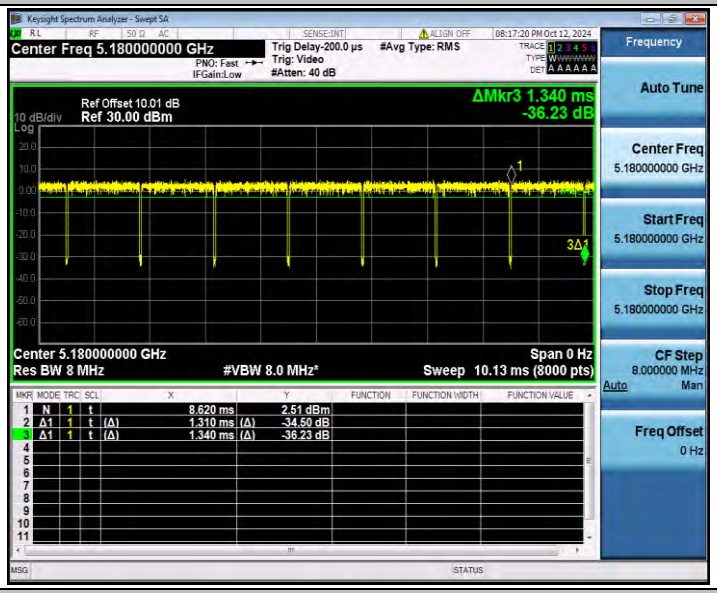

11AC20SISO_Ant1_5200

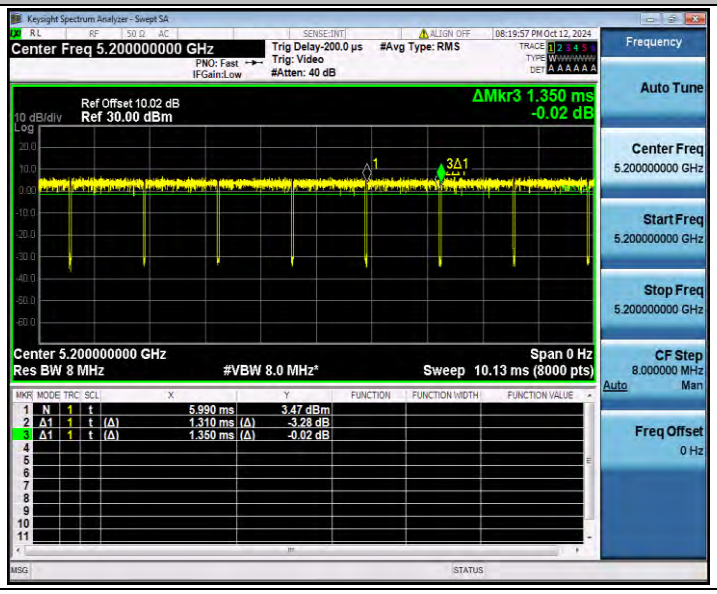

11AC20SISO_Ant1_5240

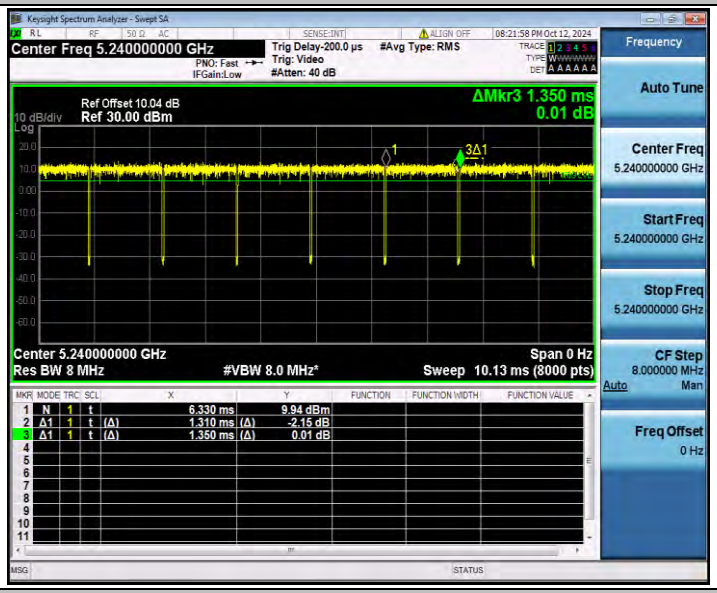

11AC40SISO_Ant1_5190

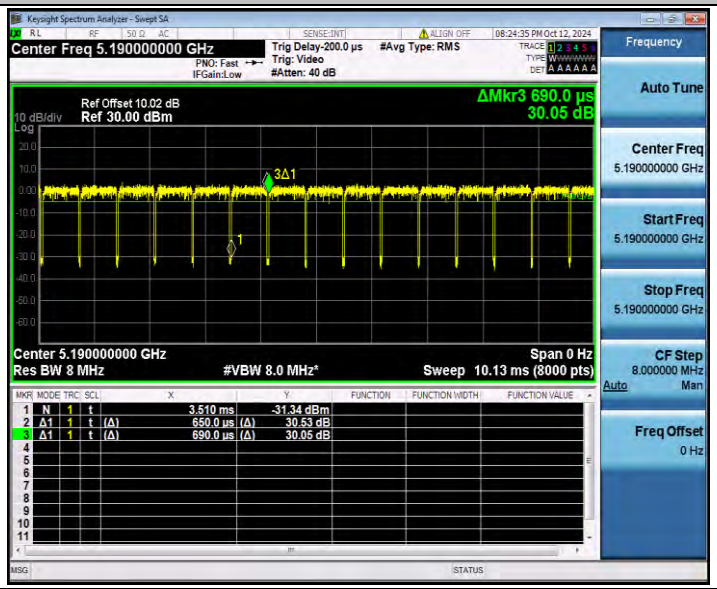

11AC40SISO_Ant1_5230

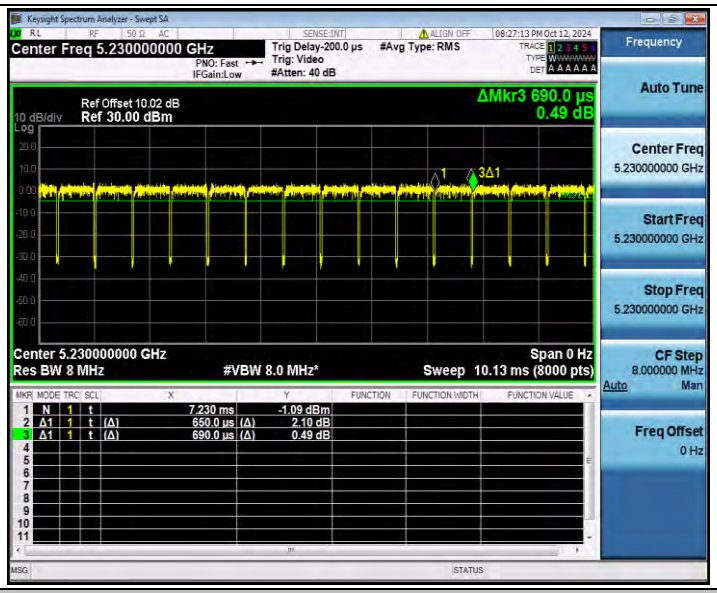

11AC80SISO_Ant1_5210

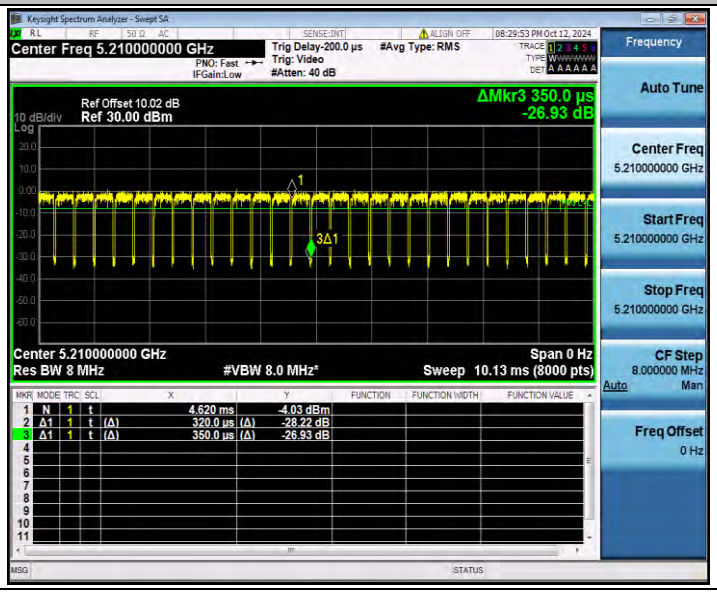

Appendix D.4: Maximum conducted output power

Test Result Channel Power

Test Mode	Antenna	Freq(MHz)	Channel Powert [dBm]	Duty Cycle [%]	DC Factor [dBm]	Result [dBm]	Limit [dBm]	Verdict
11A	Ant1	5180	5.82	97.90	0.09	5.91	≤23.98	PASS
		5200	5.69	97.20	0.12	5.81	≤23.98	PASS
		5240	6.3	97.20	0.12	6.42	≤23.98	PASS
11N20SISO	Ant1	5180	5.61	97.01	0.13	5.74	≤23.98	PASS
		5200	6.27	97.01	0.13	6.40	≤23.98	PASS
		5240	6.64	97.01	0.13	6.77	≤23.98	PASS
11N40SISO	Ant1	5190	5.55	95.59	0.20	5.75	≤23.98	PASS
		5230	6.1	95.59	0.20	6.30	≤23.98	PASS
11AC20SISO	Ant1	5180	5.13	97.76	0.10	5.23	≤23.98	PASS
		5200	6.43	97.04	0.13	6.56	≤23.98	PASS
		5240	6.82	97.04	0.13	6.95	≤23.98	PASS
11AC40SISO	Ant1	5190	5.87	94.20	0.26	6.13	≤23.98	PASS
		5230	6.34	94.20	0.26	6.60	≤23.98	PASS
11AC80SISO	Ant1	5210	5.55	91.43	0.39	5.94	≤23.98	PASS

Appendix D.5: Maximum power spectral density

Test Result

TestMode	Antenna	Freq(MHz)	Result [dBm/MHz]	Limit[dBm/MHz]	Verdict
11A	Ant1	5180	-4.88	≤11.00	PASS
		5200	-4.71	≤11.00	PASS
		5240	-4.08	≤11.00	PASS
11N20SISO	Ant1	5180	-5.04	≤11.00	PASS
		5200	-4.31	≤11.00	PASS
		5240	-3.98	≤11.00	PASS
11N40SISO	Ant1	5190	-7.74	≤11.00	PASS
		5230	-7.20	≤11.00	PASS
11AC20SISO	Ant1	5180	-5.64	≤11.00	PASS
		5200	-4.25	≤11.00	PASS
		5240	-4.50	≤11.00	PASS
11AC40SISO	Ant1	5190	-7.42	≤11.00	PASS
		5230	-7.15	≤11.00	PASS
11AC80SISO	Ant1	5210	-10.53	≤11.00	PASS

Note：1.The Result and Limit Unit is dBm/500 kHz in the band 5.725–5.85 GHz.
2.The Duty Cycle Factor and RBW Factor is compensated in the graph.

Test Graphs

11A_Ant1_5180

11A_Ant1_5200

11A_Ant1_5240

11N20SISO_Ant1_5180

11N20SISO_Ant1_5200

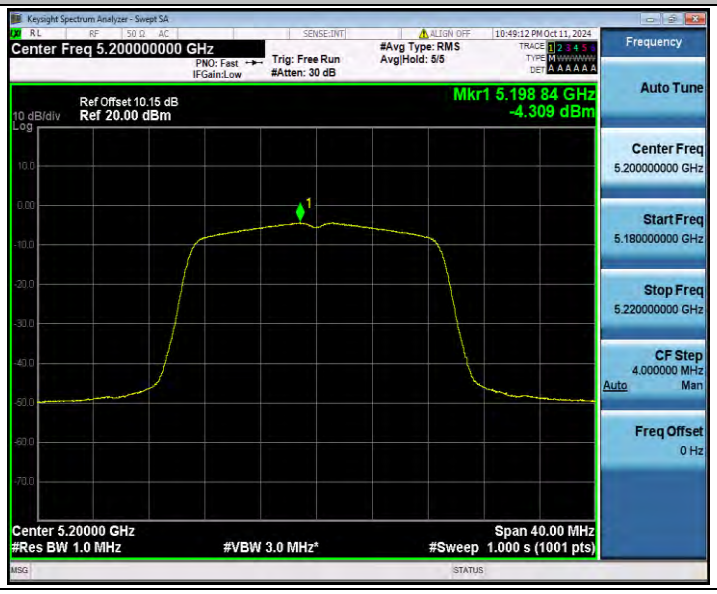

11N20SISO_Ant1_5240

11N40SISO_Ant1_5190

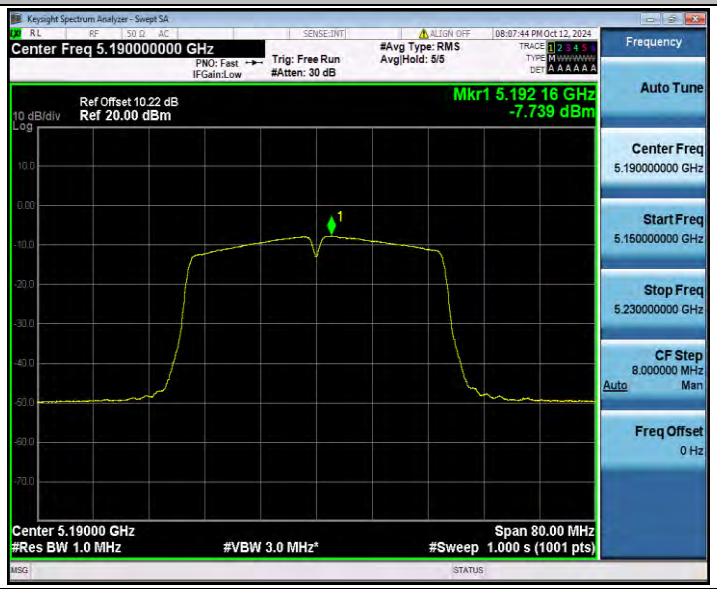

11N40SISO_Ant1_5230

11AC20SISO_Ant1_5180

11AC20SISO_Ant1_5200

11AC20SISO_Ant1_5240

11AC40SISO_Ant1_5190

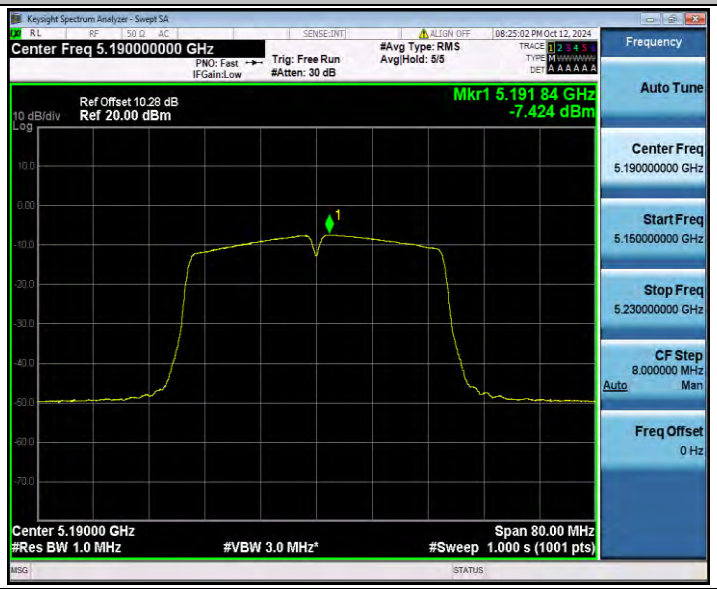

11AC40SISO_Ant1_5230

11AC80SISO_Ant1_5210