| | |
|---|---|
| **Case No. :** CTA24090900404 | |
| **Ambient Condition**: 23 ℃, 52 %RH | |
| **According Standard:** ■Part15E | |
| **Test Date:** 2024.9.19 | **Test Engineer:** Lushan Kong |

# Appendix E.1: Min emission bandwidth

## Test Result B4

| TestMode | Antenna | Freq(MHz) | 6db EBW [MHz] | FL[MHz] | FH[MHz] | Limit[MHz] | Verdict |
|---|---|---|---|---|---|---|---|
| 11A | Ant1 | 5745 | 15.080 | 5737.440 | 5752.520 | 0.5 | PASS |
| | | 5785 | 15.120 | 5777.440 | 5792.560 | 0.5 | PASS |
| | | 5825 | 15.120 | 5817.440 | 5832.560 | 0.5 | PASS |
| 11N20SISO | Ant1 | 5745 | 15.120 | 5737.440 | 5752.560 | 0.5 | PASS |
| | | 5785 | 15.080 | 5777.480 | 5792.560 | 0.5 | PASS |
| | | 5825 | 15.120 | 5817.440 | 5832.560 | 0.5 | PASS |
| 11N40SISO | Ant1 | 5755 | 35.040 | 5737.480 | 5772.520 | 0.5 | PASS |
| | | 5795 | 35.040 | 5777.480 | 5812.520 | 0.5 | PASS |
| 11AC20SISO | Ant1 | 5745 | 15.080 | 5737.480 | 5752.560 | 0.5 | PASS |
| | | 5785 | 15.040 | 5777.520 | 5792.560 | 0.5 | PASS |
| | | 5825 | 15.080 | 5817.480 | 5832.560 | 0.5 | PASS |
| 11AC40SISO | Ant1 | 5755 | 35.040 | 5737.480 | 5772.520 | 0.5 | PASS |
| | | 5795 | 35.040 | 5777.480 | 5812.520 | 0.5 | PASS |
| 11AC80SISO | Ant1 | 5775 | 75.200 | 5737.400 | 5812.600 | 0.5 | PASS |

## Test Graphs B4

11A_Ant1_5745

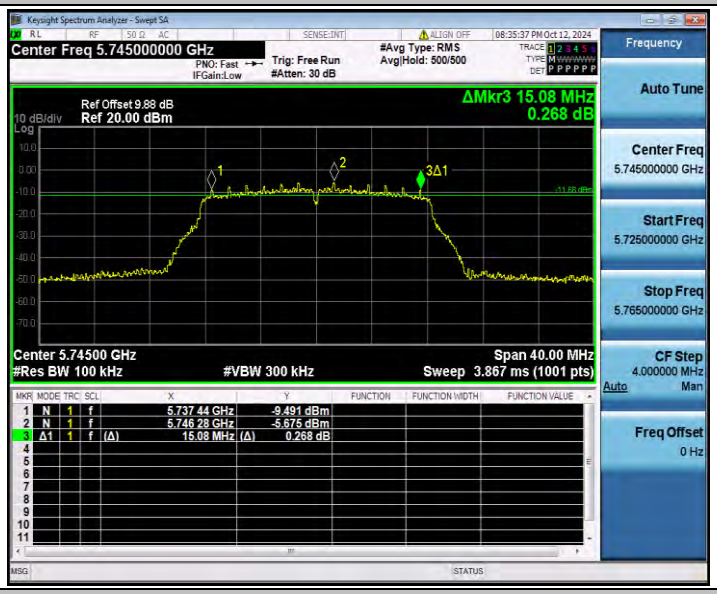


11A_Ant1_5785

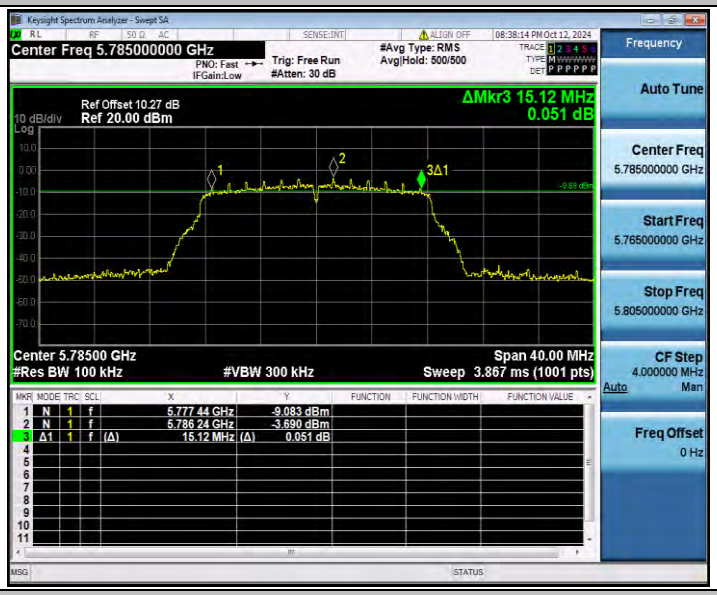


11A_Ant1_5825

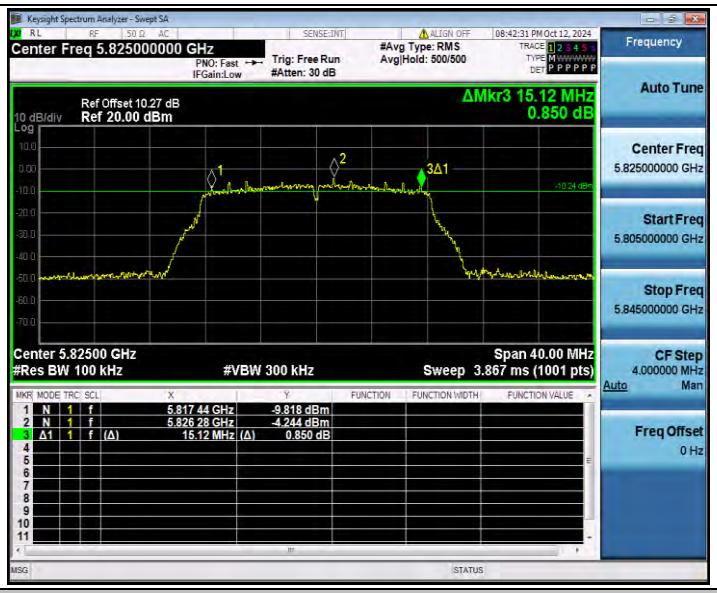


11N20SISO_Ant1_5745

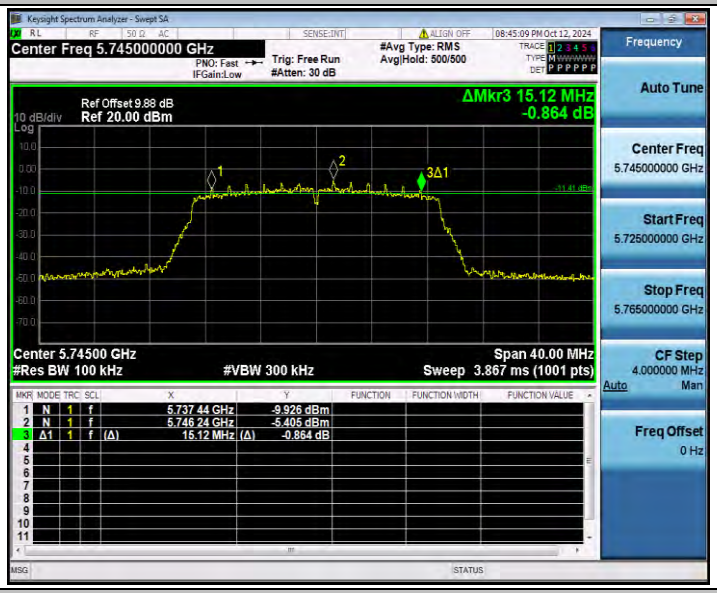


11N20SISO_Ant1_5785

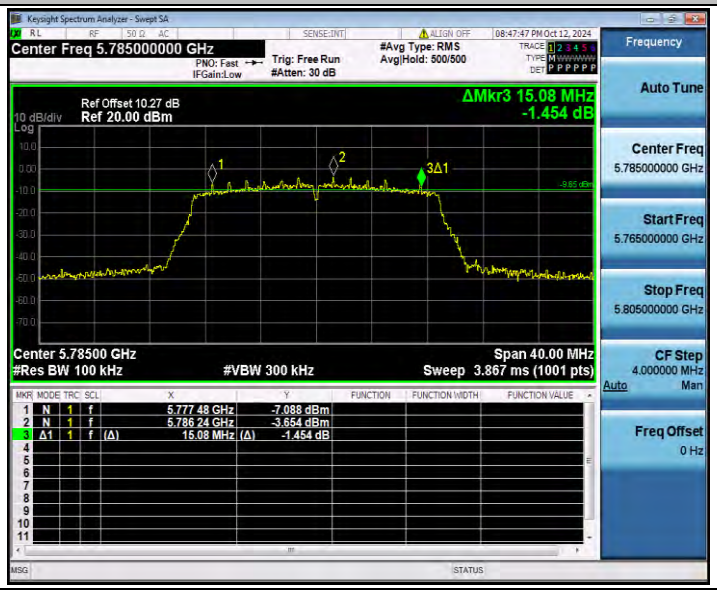

11N20SISO_Ant1_5825

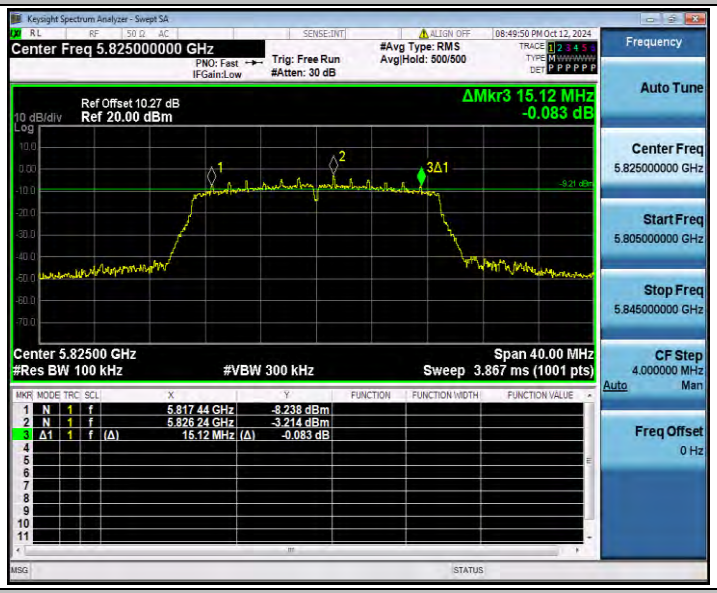


11N40SISO_Ant1_5755

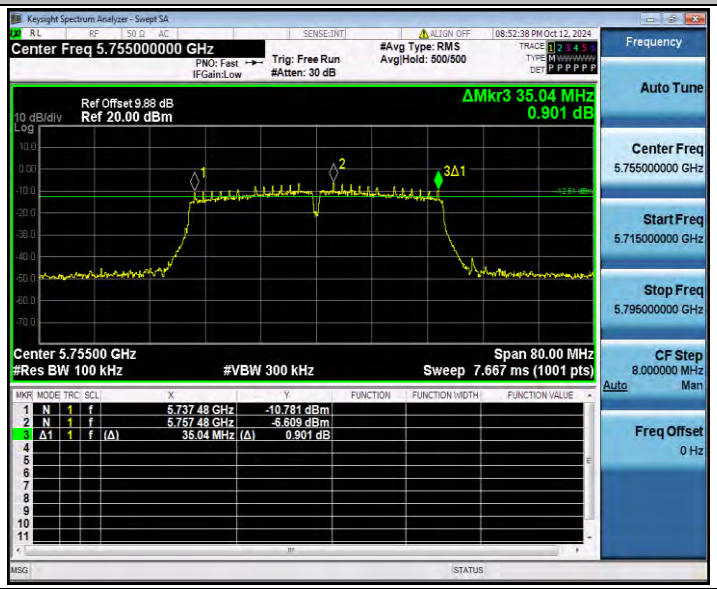


11N40SISO_Ant1_5795

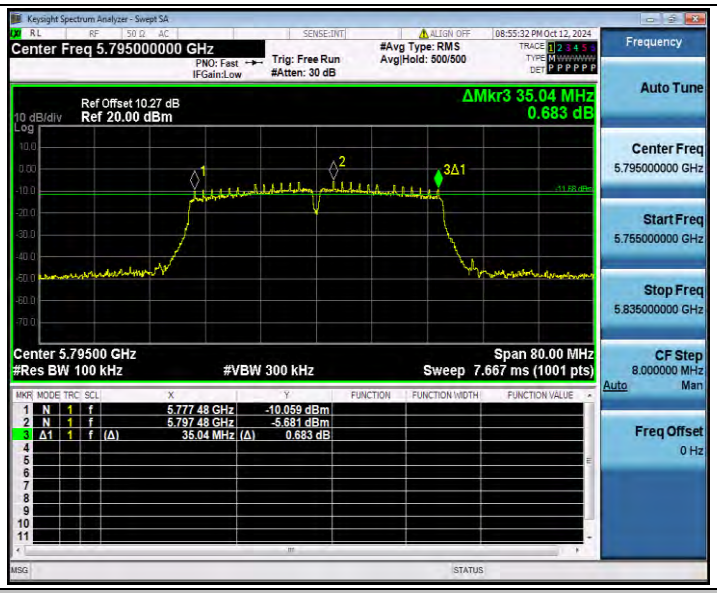


11AC20SISO_Ant1_5745

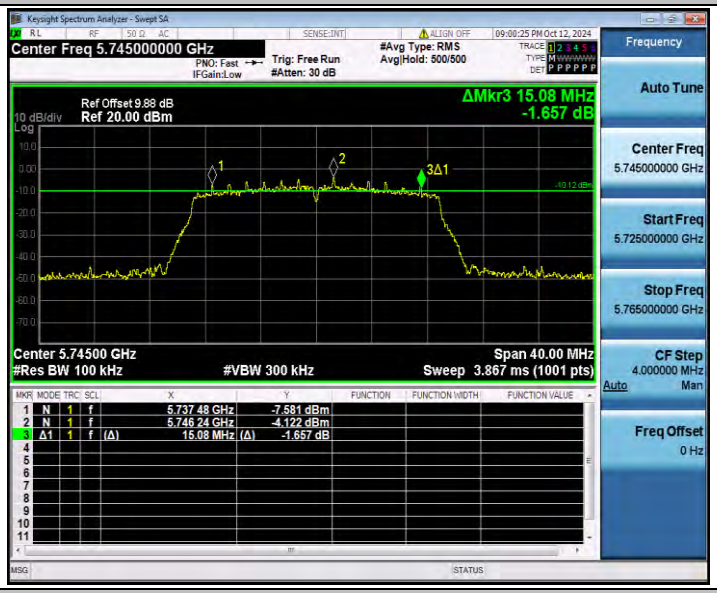


11AC20SISO_Ant1_5785

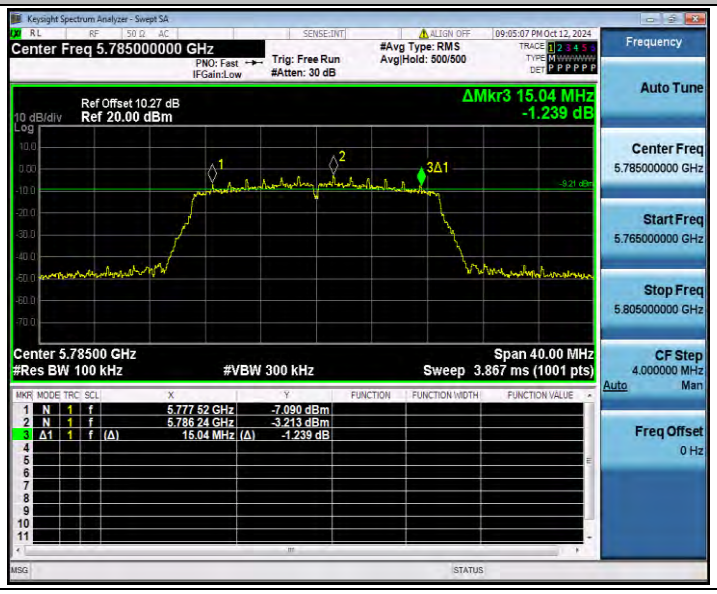

| 11AC20SISO_Ant1_5825 |
| --- |
| 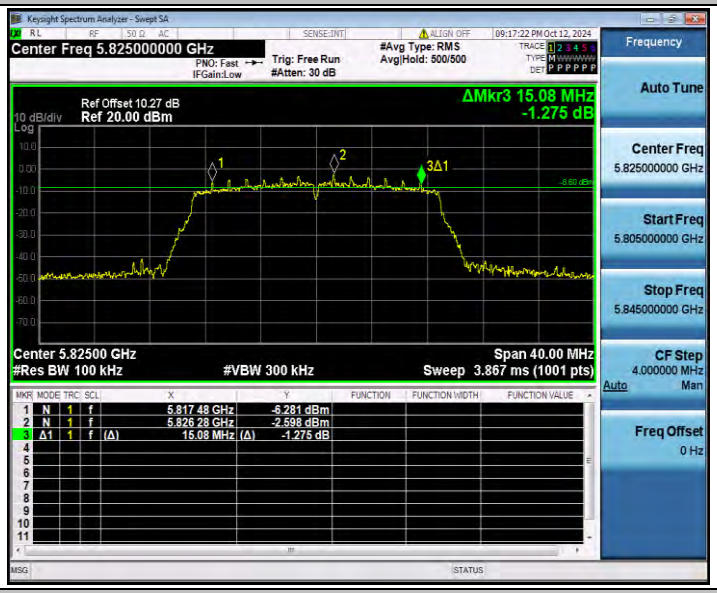 |



| 11AC40SISO_Ant1_5755 |
| --- |
| 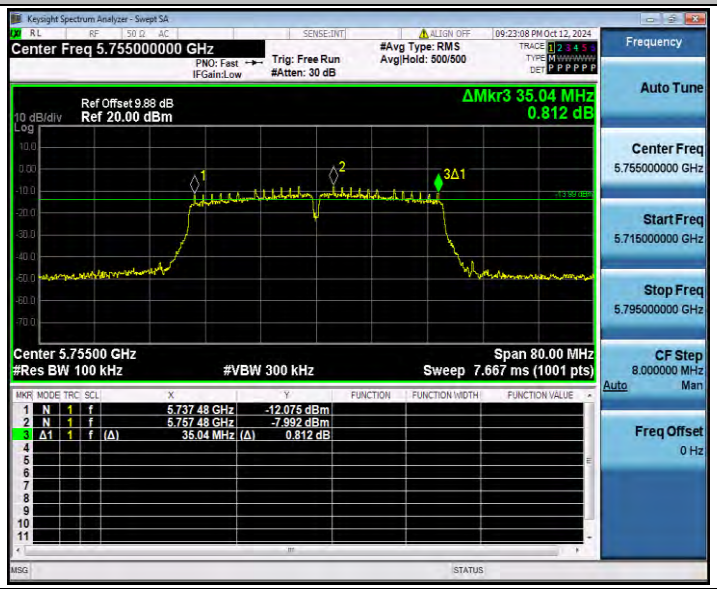 |



| 11AC40SISO_Ant1_5795 |
| --- |

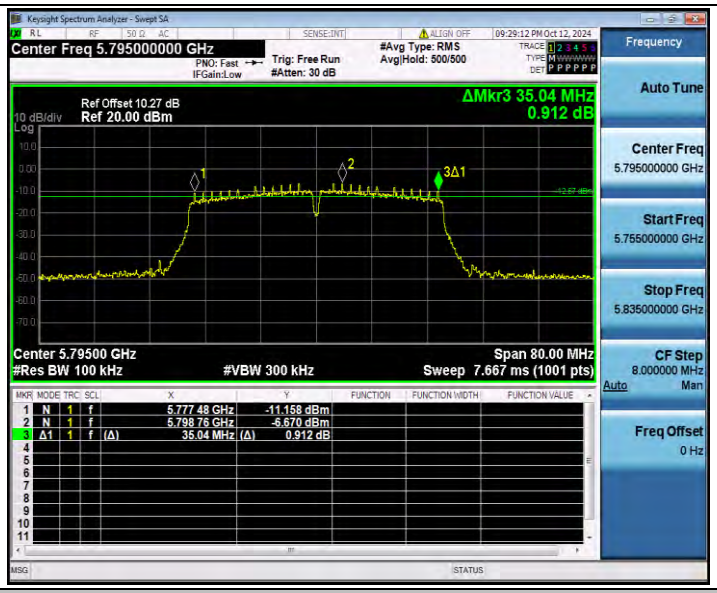


11AC80SISO_Ant1_5775

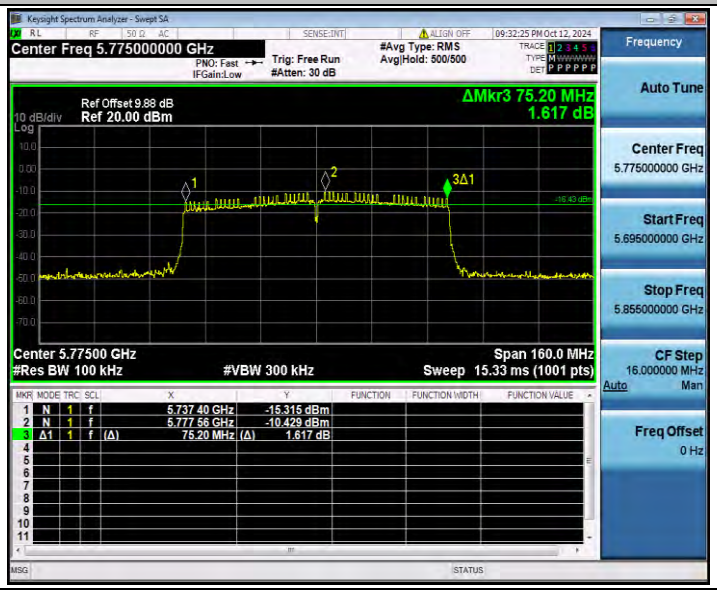

# Appendix E.2: Occupied channel bandwidth

## Test Result

| TestMode | Antenna | Freq(MHz) | OCB [MHz] | FL[MHz] | FH[MHz] | Limit[MHz] | Verdict |
|---|---|---|---|---|---|---|---|
| 11A | Ant1 | 5745 | 16.891 | 5736.5731 | 5753.4641 | --- | --- |
| | | 5785 | 16.874 | 5776.5722 | 5793.4462 | --- | --- |
| | | 5825 | 16.894 | 5816.5874 | 5833.4814 | --- | --- |
| 11N20SISO | Ant1 | 5745 | 17.796 | 5736.1116 | 5753.9076 | --- | --- |
| | | 5785 | 17.839 | 5776.1021 | 5793.9411 | --- | --- |
| | | 5825 | 17.865 | 5816.0967 | 5833.9617 | --- | --- |
| 11N40SISO | Ant1 | 5755 | 36.308 | 5736.9061 | 5773.2141 | --- | --- |
| | | 5795 | 36.206 | 5776.9810 | 5813.1870 | --- | --- |
| 11AC20SISO | Ant1 | 5745 | 17.864 | 5736.0745 | 5753.9385 | --- | --- |
| | | 5785 | 17.841 | 5776.0915 | 5793.9325 | --- | --- |
| | | 5825 | 17.870 | 5816.0792 | 5833.9492 | --- | --- |
| 11AC40SISO | Ant1 | 5755 | 36.306 | 5736.9189 | 5773.2249 | --- | --- |
| | | 5795 | 36.220 | 5776.9694 | 5813.1894 | --- | --- |
| 11AC80SISO | Ant1 | 5775 | 75.315 | 5737.5108 | 5812.8258 | --- | --- |

## Test Graphs

11A_Ant1_5745

11A_Ant1_5785

11A_Ant1_5825

11N20SISO_Ant1_5745

11N20SISO_Ant1_5785

11N20SISO_Ant1_5825

11N40SISO_Ant1_5755

11N40SISO_Ant1_5795

11AC20SISO_Ant1_5745

11AC20SISO_Ant1_5785

11AC20SISO_Ant1_5825

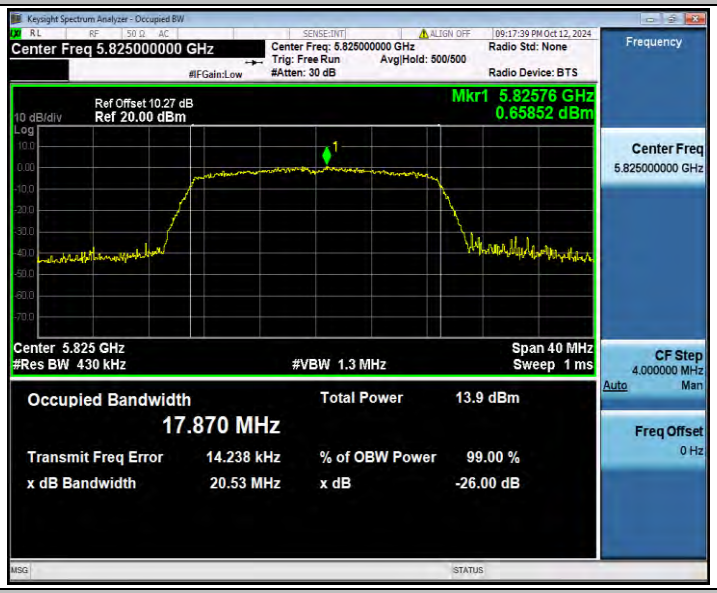


11AC40SISO_Ant1_5755

11AC40SISO_Ant1_5795

11AC80SISO_Ant1_5775

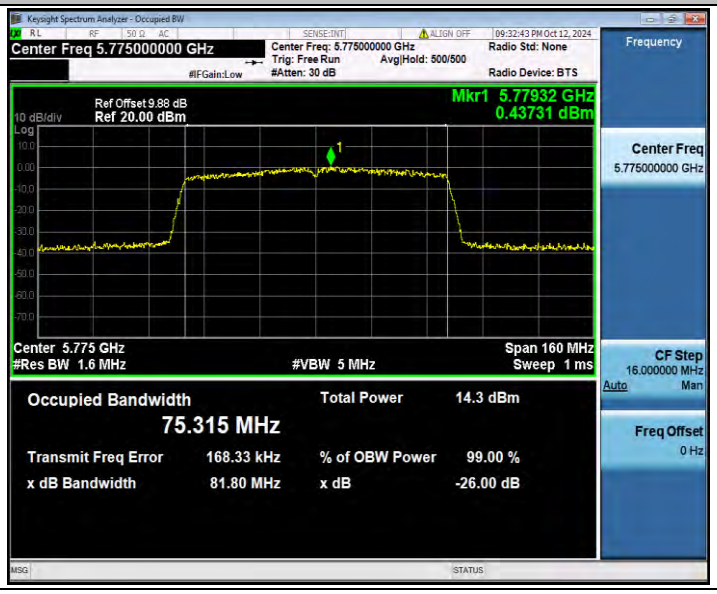

# Appendix E.3: Duty Cycle

## Test Result

| TestMode | Antenna | Freq(MHz) | Transmission Duration [ms] | Transmission Period [ms] | Duty Cycle [%] | Duty Cycle Factor[dB] | 1/T Factor[KHz] |
|---|---|---|---|---|---|---|---|
| 11A | Ant1 | 5745 | 1.39 | 1.43 | 97.20 | 0.12 | 0.72 |
| | | 5785 | 1.39 | 1.43 | 97.20 | 0.12 | 0.72 |
| | | 5825 | 1.39 | 1.43 | 97.20 | 0.12 | 0.72 |
| 11N20SISO | Ant1 | 5745 | 1.30 | 1.33 | 97.74 | 0.10 | 0.77 |
| | | 5785 | 1.30 | 1.33 | 97.74 | 0.10 | 0.77 |
| | | 5825 | 1.30 | 1.34 | 97.01 | 0.13 | 0.77 |
| 11N40SISO | Ant1 | 5755 | 0.64 | 0.68 | 94.12 | 0.26 | 1.56 |
| | | 5795 | 0.64 | 0.68 | 94.12 | 0.26 | 1.56 |
| 11AC20SISO | Ant1 | 5745 | 1.31 | 1.34 | 97.76 | 0.10 | 0.76 |
| | | 5785 | 1.31 | 1.34 | 97.76 | 0.10 | 0.76 |
| | | 5825 | 1.31 | 1.35 | 97.04 | 0.13 | 0.76 |
| 11AC40SISO | Ant1 | 5755 | 0.65 | 0.69 | 94.20 | 0.26 | 1.54 |
| | | 5795 | 0.65 | 0.69 | 94.20 | 0.26 | 1.54 |
| 11AC80SISO | Ant1 | 5775 | 0.32 | 0.36 | 88.89 | 0.51 | 3.13 |

## Test Graphs

11A_Ant1_5745

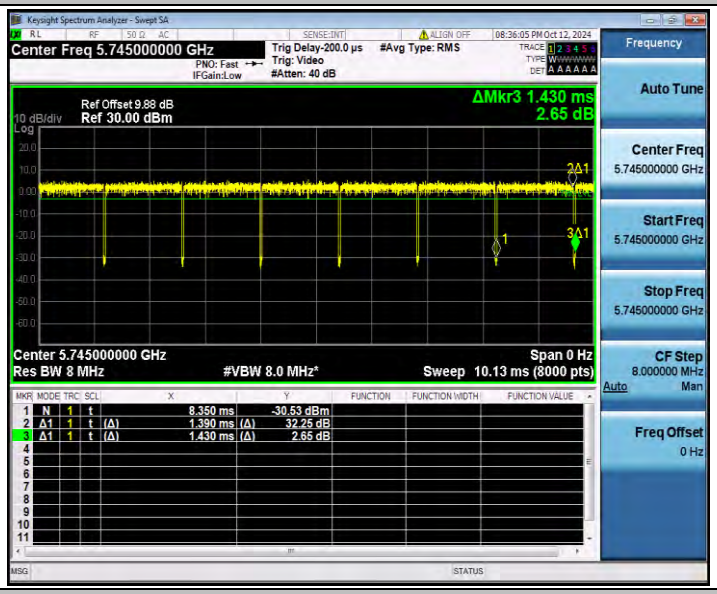


11A_Ant1_5785

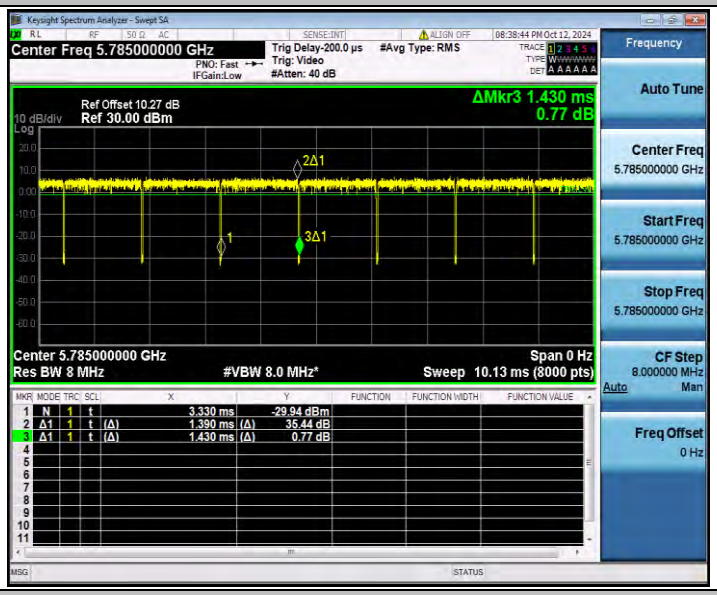


11A_Ant1_5825

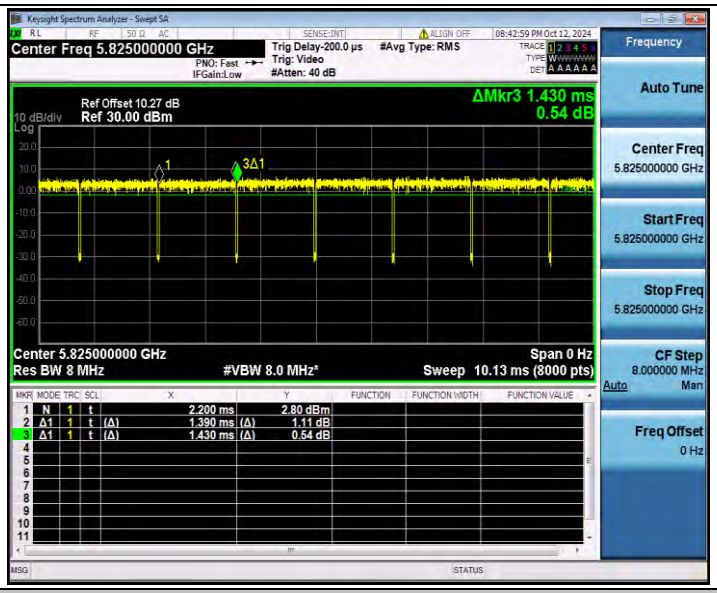


11N20SISO_Ant1_5745

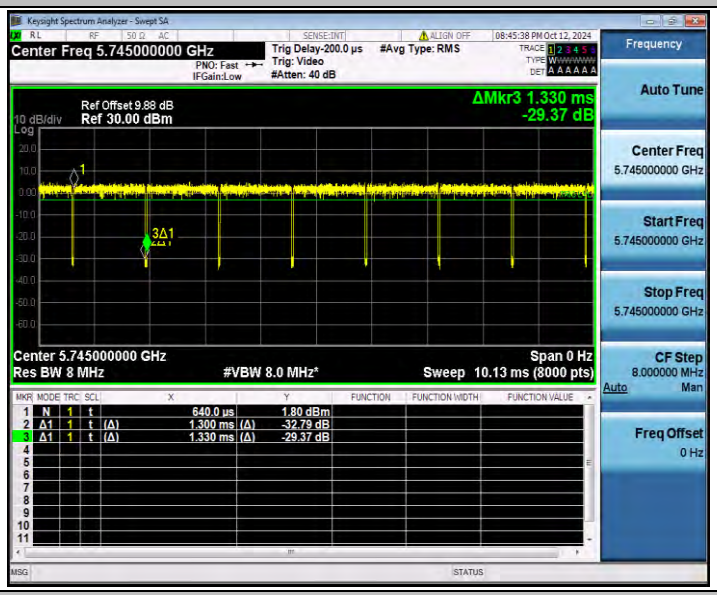


11N20SISO_Ant1_5785

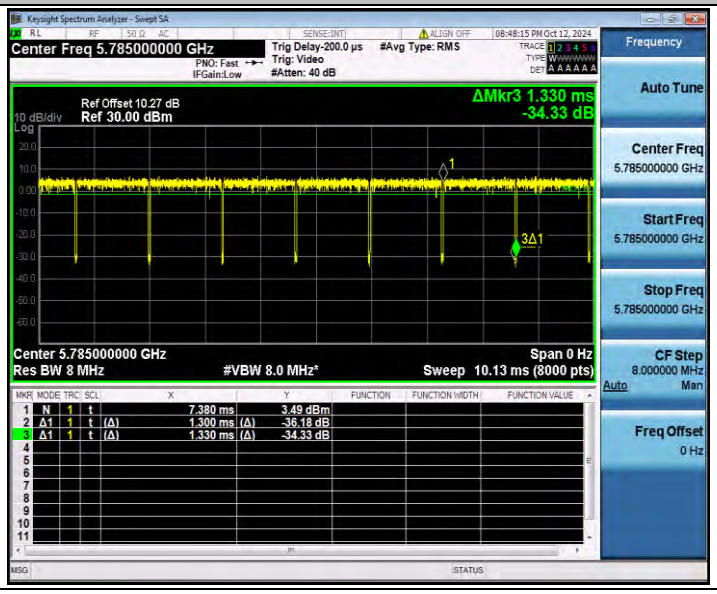

11N20SISO_Ant1_5825

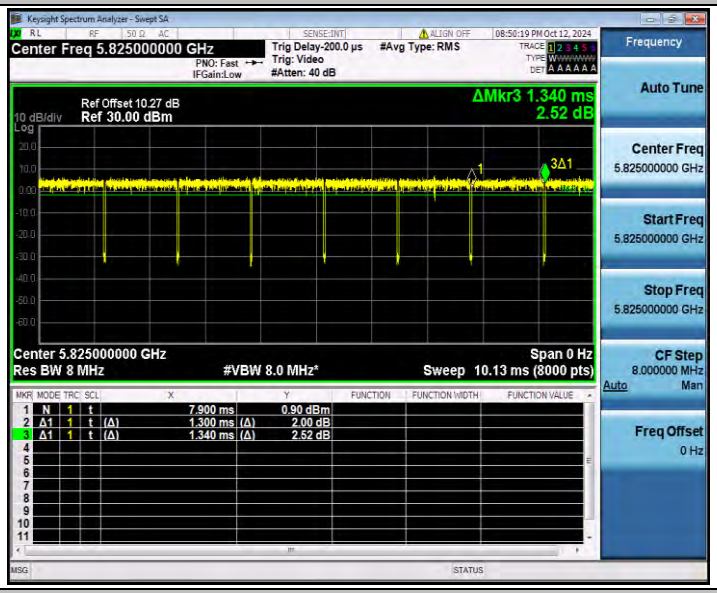


11N40SISO_Ant1_5755

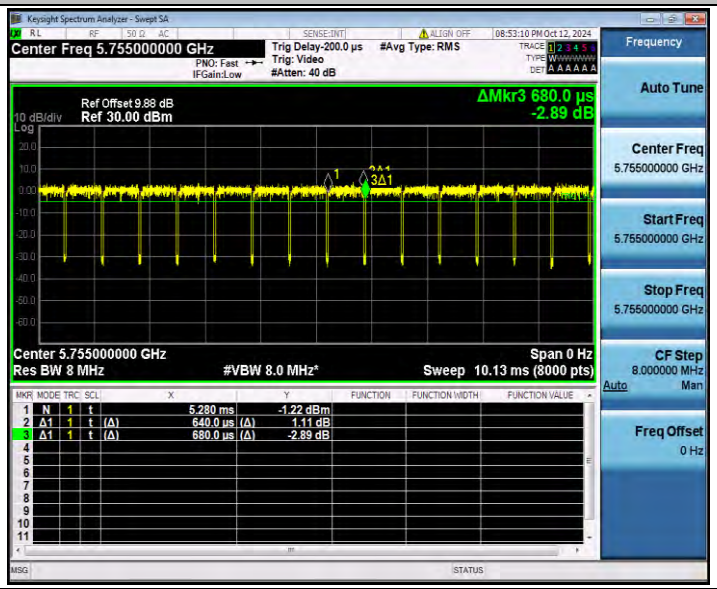


11N40SISO_Ant1_5795

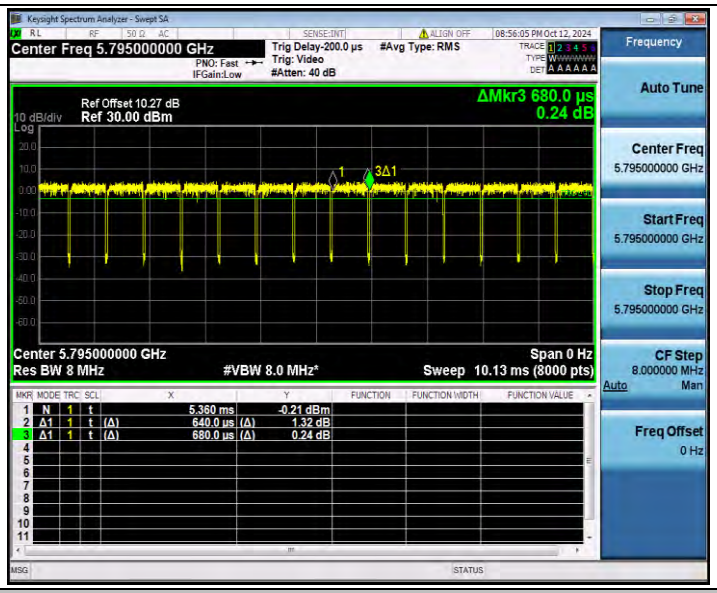


11AC20SISO_Ant1_5745

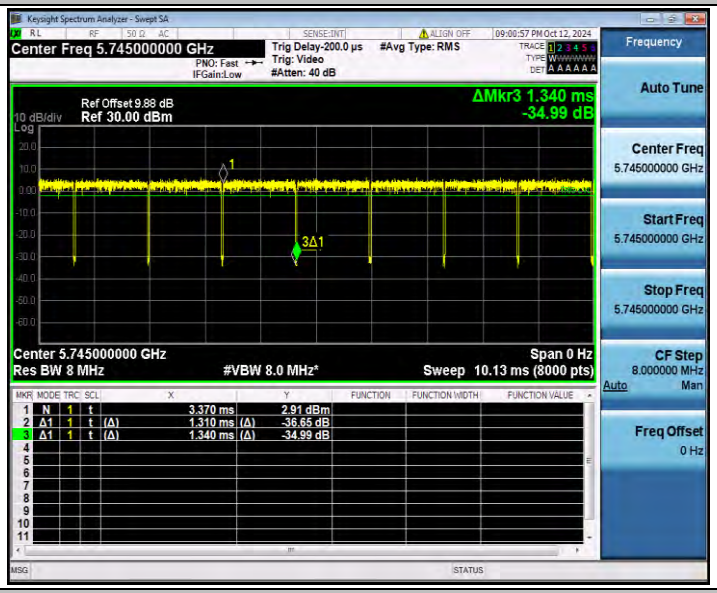


11AC20SISO_Ant1_5785

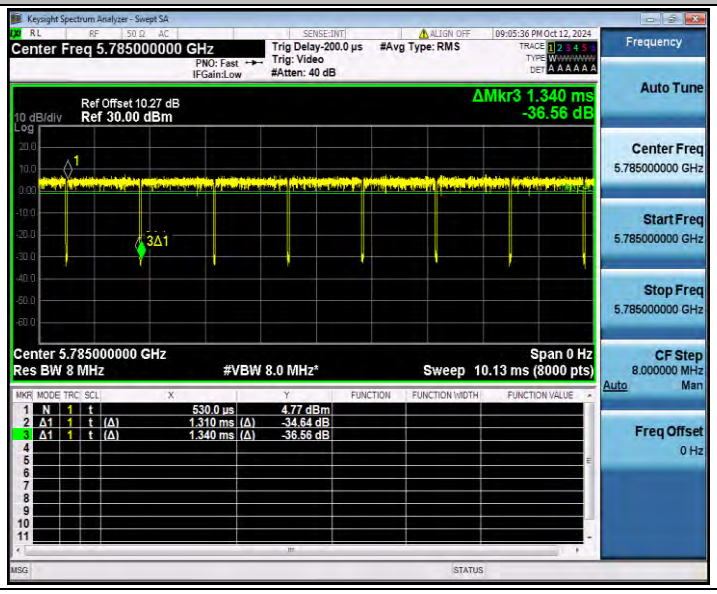

11AC20SISO_Ant1_5825

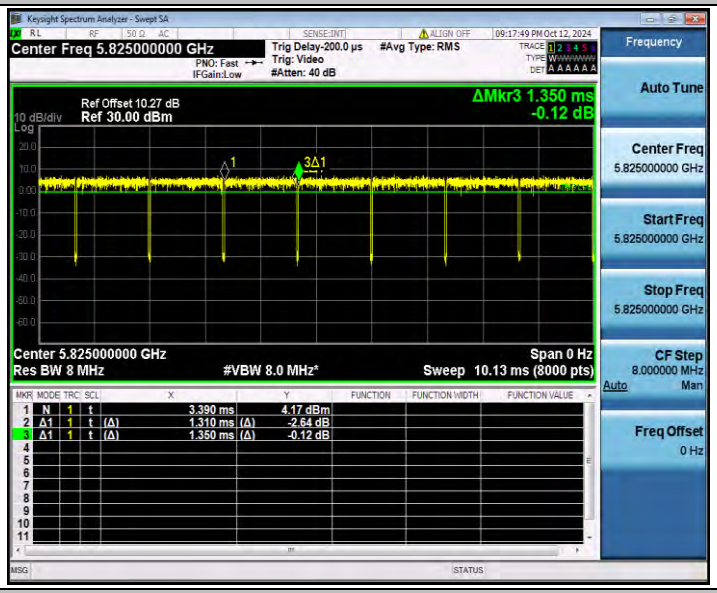


11AC40SISO_Ant1_5755

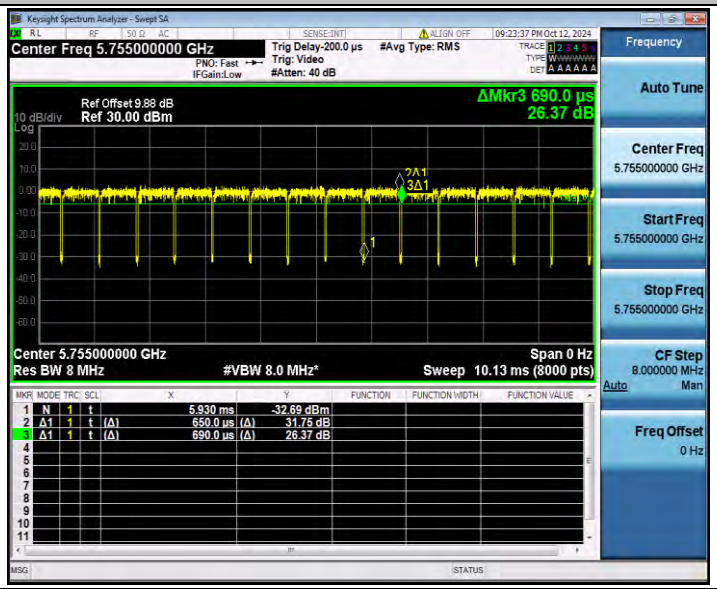


11AC40SISO_Ant1_5795

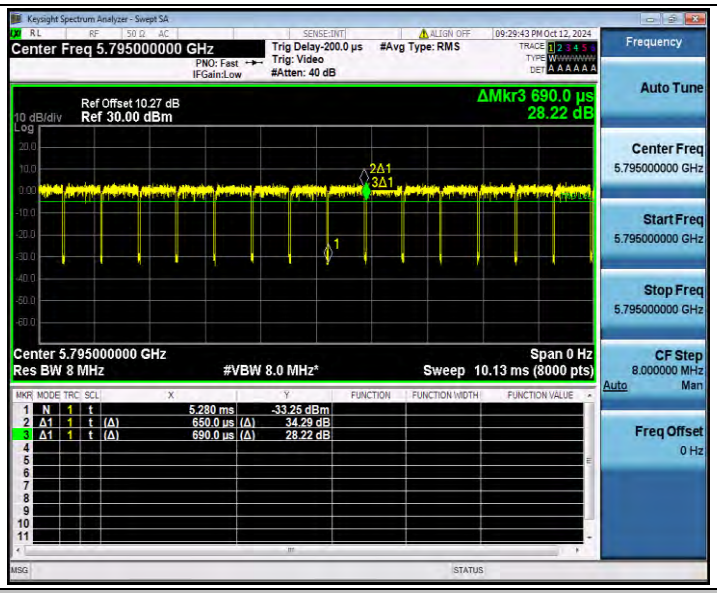


11AC80SISO_Ant1_5775

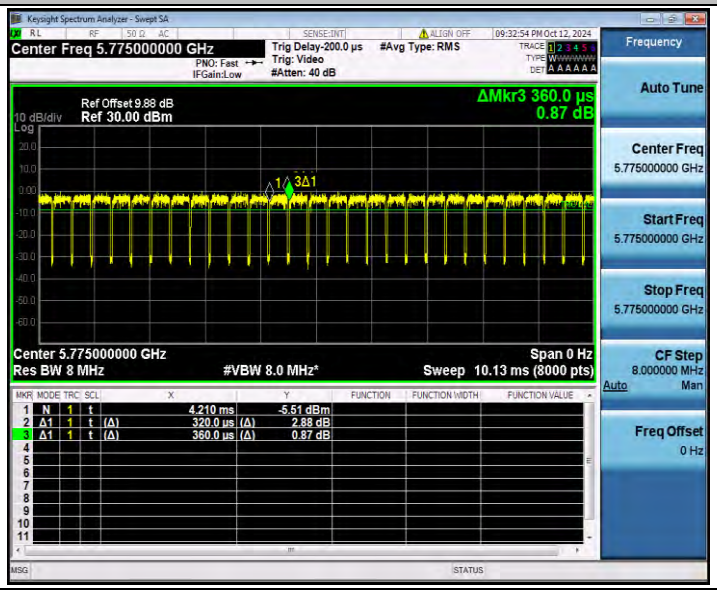

# Appendix E.4: Maximum conducted output power

## Test Result Channel Power

| Test Mode | Antenna | Freq(MHz) | Channel Powert [dBm] | Duty Cycle [%] | DC Factor [dBm] | Result [dBm] | Limit [dBm] | Verdict |
|---|---|---|---|---|---|---|---|---|
| 11A | Ant1 | 5745 | 4.70 | 97.20 | 0.12 | 4.82 | ≤30.00 | PASS |
| | | 5785 | 6.56 | 97.20 | 0.12 | 6.68 | ≤30.00 | PASS |
| | | 5825 | 5.95 | 97.20 | 0.12 | 6.07 | ≤30.00 | PASS |
| 11N20SISO | Ant1 | 5745 | 4.63 | 97.74 | 0.10 | 4.73 | ≤30.00 | PASS |
| | | 5785 | 6.35 | 97.74 | 0.10 | 6.45 | ≤30.00 | PASS |
| | | 5825 | 6.34 | 97.01 | 0.13 | 6.47 | ≤30.00 | PASS |
| 11N40SISO | Ant1 | 5755 | 5.95 | 94.12 | 0.26 | 6.21 | ≤30.00 | PASS |
| | | 5795 | 5.92 | 94.12 | 0.26 | 6.18 | ≤30.00 | PASS |
| 11AC20SISO | Ant1 | 5745 | 5.64 | 97.76 | 0.10 | 5.74 | ≤30.00 | PASS |
| | | 5785 | 6.83 | 97.76 | 0.10 | 6.93 | ≤30.00 | PASS |
| | | 5825 | 6.07 | 97.04 | 0.13 | 6.20 | ≤30.00 | PASS |
| 11AC40SISO | Ant1 | 5755 | 4.76 | 94.20 | 0.26 | 5.02 | ≤30.00 | PASS |
| | | 5795 | 5.92 | 94.20 | 0.26 | 6.18 | ≤30.00 | PASS |
| 11AC80SISO | Ant1 | 5775 | 4.92 | 88.89 | 0.51 | 5.43 | ≤30.00 | PASS |

# Appendix E.5: Maximum power spectral density

## Test Result

| TestMode | Antenna | Freq(MHz) | Result [dBm/MHz] | Limit[dBm/MHz] | Verdict |
|---|---|---|---|---|---|
| 11A | Ant1 | 5745 | -8.29 | ≤30.00 | PASS |
| | | 5785 | -6.47 | ≤30.00 | PASS |
| | | 5825 | -6.97 | ≤30.00 | PASS |
| 11N20SISO | Ant1 | 5745 | -8.83 | ≤30.00 | PASS |
| | | 5785 | -7.01 | ≤30.00 | PASS |
| | | 5825 | -7.05 | ≤30.00 | PASS |
| 11N40SISO | Ant1 | 5755 | -10.31 | ≤30.00 | PASS |
| | | 5795 | -9.15 | ≤30.00 | PASS |
| 11AC20SISO | Ant1 | 5745 | -7.73 | ≤30.00 | PASS |
| | | 5785 | -6.40 | ≤30.00 | PASS |
| | | 5825 | -6.57 | ≤30.00 | PASS |
| 11AC40SISO | Ant1 | 5755 | -11.27 | ≤30.00 | PASS |
| | | 5795 | -10.10 | ≤30.00 | PASS |
| 11AC80SISO | Ant1 | 5775 | -13.95 | ≤30.00 | PASS |

Note：1.The Result and Limit Unit is dBm/500 kHz in the band 5.725–5.85 GHz.
2.The Duty Cycle Factor and RBW Factor is compensated in the graph.

## Test Graphs

| 11A_Ant1_5745 |
|---|
| |
| 11A_Ant1_5785 |
| |
| 11A_Ant1_5825 |

11N20SISO_Ant1_5745

11N20SISO_Ant1_5785

11N20SISO_Ant1_5825

11N40SISO_Ant1_5755

11N40SISO_Ant1_5795

11AC20SISO_Ant1_5745

11AC20SISO_Ant1_5785

11AC20SISO_Ant1_5825

11AC40SISO_Ant1_5755

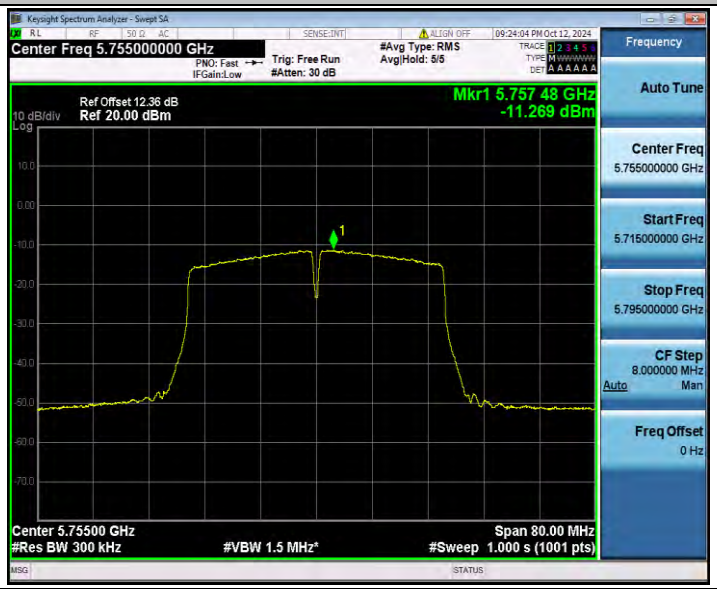


11AC40SISO_Ant1_5795

11AC80SISO_Ant1_5775

# Appendix E.6: Band edge measurements

## Test Result B4

| TestMode | Antenna | ChName | Freq(MHz) | FreqRange [MHz] | Result [dBm] | Limit [dBm] | Verdict |
|---|---|---|---|---|---|---|---|
| 11A | Ant1 | Low | 5745 | 5650~5700 | -39.38 | ≤-26.36 | PASS |
| | | | | 5700~5720 | -39.12 | ≤10.22 | PASS |
| | | | | 5720~5725 | -39.46 | ≤15.82 | PASS |
| | | | | 5760~5650 | -38.44 | ≤-27 | PASS |
| | | High | 5825 | 5850~5855 | -39.29 | ≤15.73 | PASS |
| | | | | 5855~5875 | -39.03 | ≤10.63 | PASS |
| | | | | 5875~5925 | -37.64 | ≤-26.11 | PASS |
| | | | | 5925~5935 | -37.08 | ≤-27 | PASS |
| 11N20SISO | Ant1 | Low | 5745 | 5650~5700 | -39.31 | ≤-26.79 | PASS |
| | | | | 5700~5720 | -40.16 | ≤10.09 | PASS |
| | | | | 5720~5725 | -38.76 | ≤15.82 | PASS |
| | | | | 5760~5650 | -38.49 | ≤-27 | PASS |
| | | High | 5825 | 5850~5855 | -38.44 | ≤16.96 | PASS |
| | | | | 5855~5875 | -38.41 | ≤10.25 | PASS |
| | | | | 5875~5925 | -38.32 | ≤-26.81 | PASS |
| | | | | 5925~5935 | -37.56 | ≤-27 | PASS |
| 11N40SISO | Ant1 | Low | 5755 | 5650~5700 | -39.39 | ≤-26.50 | PASS |
| | | | | 5700~5720 | -38.79 | ≤11.23 | PASS |
| | | | | 5720~5725 | -36.26 | ≤16.04 | PASS |
| | | | | 5780~5650 | -39.53 | ≤-27 | PASS |
| | | High | 5795 | 5850~5855 | -39.75 | ≤16.03 | PASS |
| | | | | 5855~5875 | -38.55 | ≤10.29 | PASS |
| | | | | 5875~5925 | -39.5 | ≤-26.95 | PASS |
| | | | | 5925~5935 | -38.13 | ≤-27 | PASS |
| 11AC20SISO | Ant1 | Low | 5745 | 5650~5700 | -40.13 | ≤-26.53 | PASS |
| | | | | 5700~5720 | -39.44 | ≤10.22 | PASS |
| | | | | 5720~5725 | -40.61 | ≤16.08 | PASS |
| | | | | 5760~5650 | -39 | ≤-27 | PASS |
| | | High | 5825 | 5850~5855 | -39.39 | ≤15.73 | PASS |
| | | | | 5855~5875 | -39.17 | ≤10.10 | PASS |
| | | | | 5875~5925 | -38.66 | ≤-26.61 | PASS |
| | | | | 5925~5935 | -38.12 | ≤-27 | PASS |
| 11AC40SISO | Ant1 | Low | 5755 | 5650~5700 | -40.16 | ≤-26.70 | PASS |
| | | | | 5700~5720 | -39.5 | ≤10.10 | PASS |
| | | | | 5720~5725 | -37.37 | ≤16.35 | PASS |
| | | | | 5780~5650 | -39.72 | ≤-27 | PASS |

| | | | | | | | |
|---|---|---|---|---|---|---|---|
| | | High | 5795 | 5850~5855 | -40.09 | ≤15.66 | PASS |
| | | | | 5855~5875 | -37.8 | ≤10.80 | PASS |
| | | | | 5875~5925 | -39.77 | ≤-26.95 | PASS |
| | | | | 5925~5935 | -38.36 | ≤-27 | PASS |
| 11AC80SISO | Ant1 | Low | 5775 | 5650~5700 | -39.91 | ≤-26.46 | PASS |
| | | | | 5700~5720 | -38.2 | ≤10.40 | PASS |
| | | | | 5720~5725 | -37.43 | ≤16.00 | PASS |
| | | | | 5800~5650 | -39.31 | ≤-27 | PASS |
| | | High | 5775 | 5850~5855 | -38.74 | ≤17.10 | PASS |
| | | | | 5855~5875 | -39.33 | ≤10.40 | PASS |
| | | | | 5875~5925 | -40.7 | ≤-26.87 | PASS |
| | | | | 5925~5935 | -38.61 | ≤-27 | PASS |

## Test Graphs B4

11A_Ant1_Low_5745

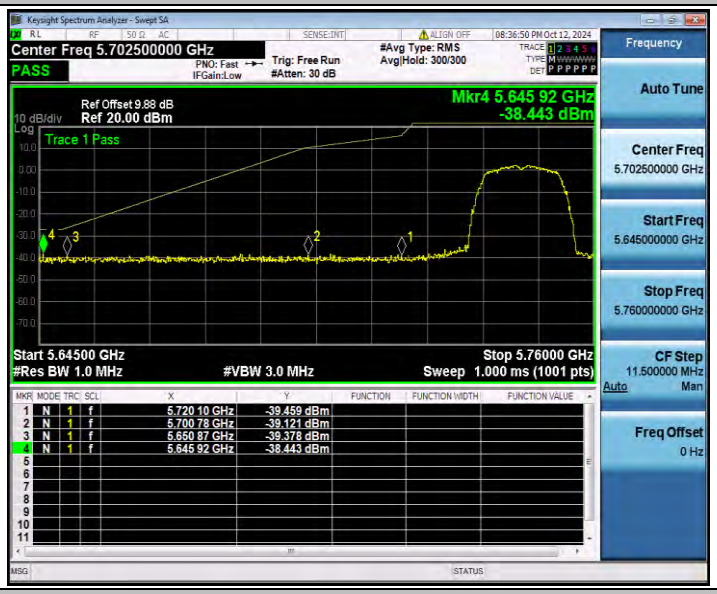


11A_Ant1_High_5825

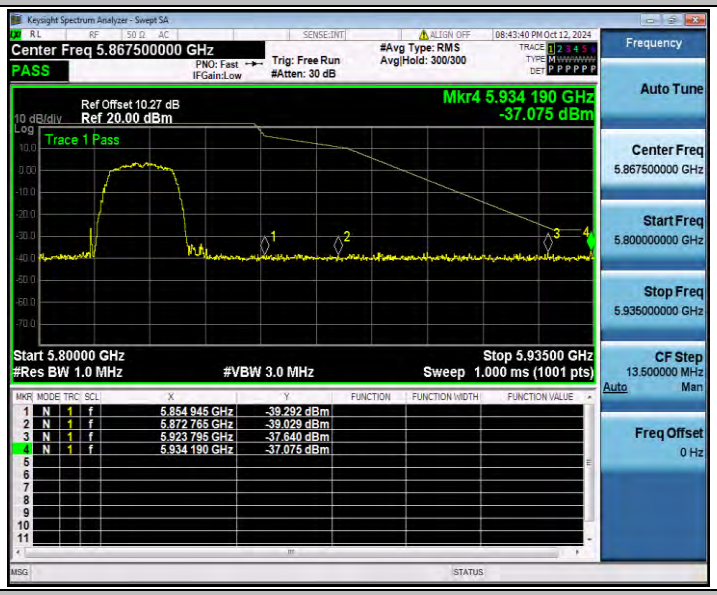


11N20SISO_Ant1_Low_5745

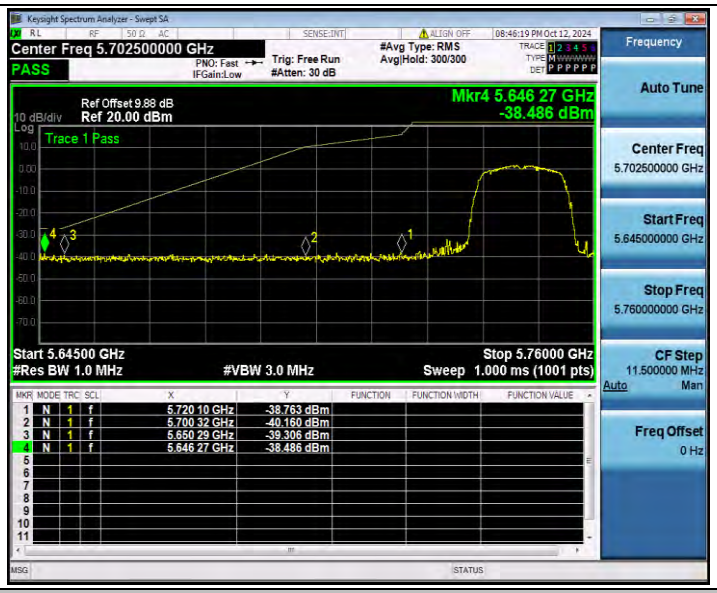


11N20SISO_Ant1_High_5825

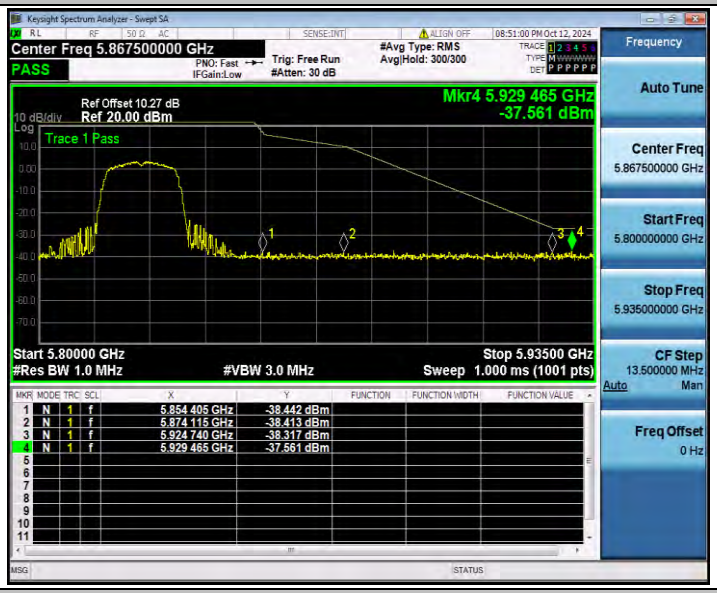


11N40SISO_Ant1_Low_5755

11N40SISO_Ant1_High_5795

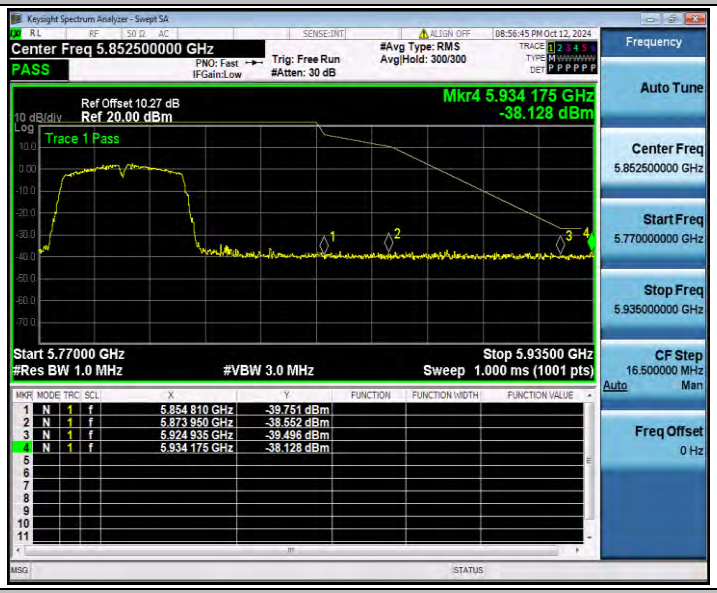


11AC20SISO_Ant1_Low_5745

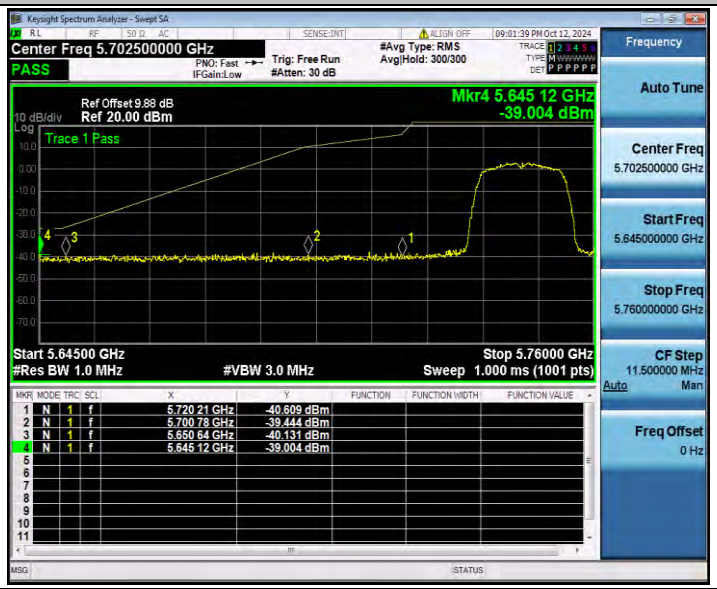


11AC20SISO_Ant1_High_5825

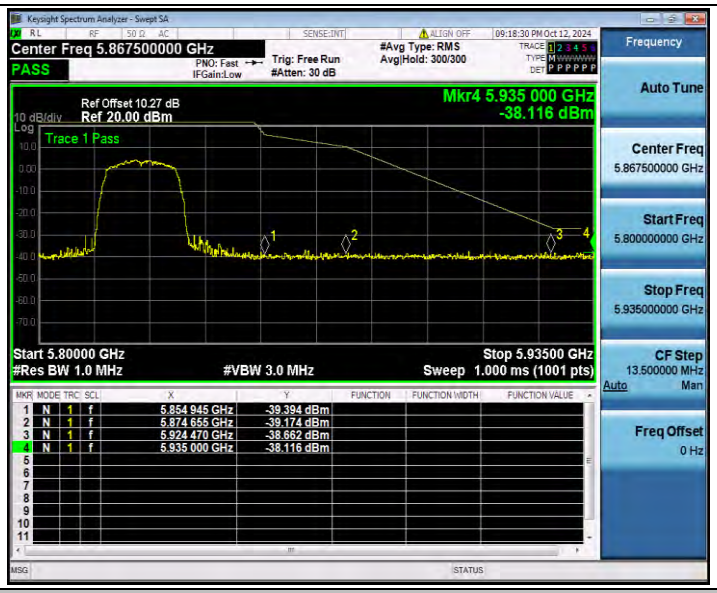


11AC40SISO_Ant1_Low_5755

11AC40SISO_Ant1_High_5795

| 11AC80SISO_Ant1_Low_5775 |
| --- |
| 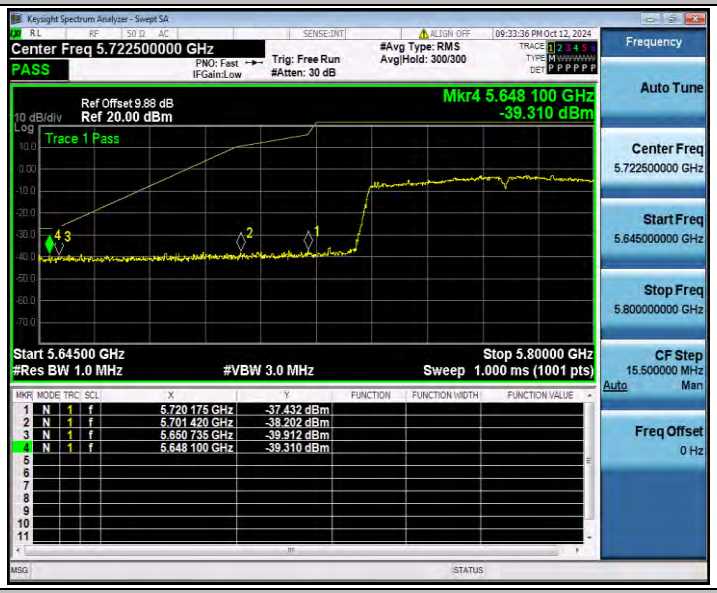 |



| 11AC80SISO_Ant1_High_5775 |
| --- |
| |

# Appendix E.7: Conducted Spurious Emission

## Test Result

| TestMode | Antenna | Freq(MHz) | FreqRange [MHz] | Max. Fre [MHz] | Max. Level [dBm] | Limit [dBm] | Verdict |
|---|---|---|---|---|---|---|---|
| 11A | Ant1 | 5745 | 30~5650 | 5466.23 | -39.17 | ≤-27 | PASS |
| | | | 5925~27000 | 25670.17 | -31.74 | ≤-27 | PASS |
| | | 5785 | 30~5650 | 3044.01 | -39.66 | ≤-27 | PASS |
| | | | 5925~27000 | 26537.76 | -30.68 | ≤-27 | PASS |
| | | 5825 | 30~5650 | 2806.47 | -40.57 | ≤-27 | PASS |
| | | | 5925~27000 | 26787.85 | -30.45 | ≤-27 | PASS |
| 11N20SISO | Ant1 | 5745 | 30~5650 | 5377.24 | -40.3 | ≤-27 | PASS |
| | | | 5925~27000 | 25479.79 | -31.43 | ≤-27 | PASS |
| | | 5785 | 30~5650 | 5494.7 | -39.65 | ≤-27 | PASS |
| | | | 5925~27000 | 25536.69 | -31.63 | ≤-27 | PASS |
| | | 5825 | 30~5650 | 5462.67 | -39.28 | ≤-27 | PASS |
| | | | 5925~27000 | 24392.32 | -31.08 | ≤-27 | PASS |
| 11N40SISO | Ant1 | 5755 | 30~5650 | 5429.88 | -39.98 | ≤-27 | PASS |
| | | | 5925~27000 | 26015.1 | -31.75 | ≤-27 | PASS |
| | | 5795 | 30~5650 | 5216.32 | -39.91 | ≤-27 | PASS |
| | | | 5925~27000 | 26521.6 | -30.39 | ≤-27 | PASS |
| 11AC20SISO | Ant1 | 5745 | 30~5650 | 5487.96 | -39.98 | ≤-27 | PASS |
| | | | 5925~27000 | 24235.66 | -31.6 | ≤-27 | PASS |
| | | 5785 | 30~5650 | 3051.5 | -39.69 | ≤-27 | PASS |
| | | | 5925~27000 | 26890.41 | -31.61 | ≤-27 | PASS |
| | | 5825 | 30~5650 | 5515.68 | -40.11 | ≤-27 | PASS |
| | | | 5925~27000 | 24265.87 | -31.5 | ≤-27 | PASS |
| 11AC40SISO | Ant1 | 5755 | 30~5650 | 5422.02 | -40.17 | ≤-27 | PASS |
| | | | 5925~27000 | 24265.87 | -31.55 | ≤-27 | PASS |
| | | 5795 | 30~5650 | 5564.95 | -40.06 | ≤-27 | PASS |
| | | | 5925~27000 | 24288.35 | -31.46 | ≤-27 | PASS |
| 11AC80SISO | Ant1 | 5775 | 30~5650 | 825.42 | -36.1 | ≤-27 | PASS |
| | | | 5925~27000 | 23525.44 | -32.2 | ≤-27 | PASS |

## Test Graphs

| 11A_Ant1_5745_30~5650 |
|---|
| |
| 11A_Ant1_5745_5925~27000 |
| |
| 11A_Ant1_5785_30~5650 |

11A_Ant1_5785_5925~27000

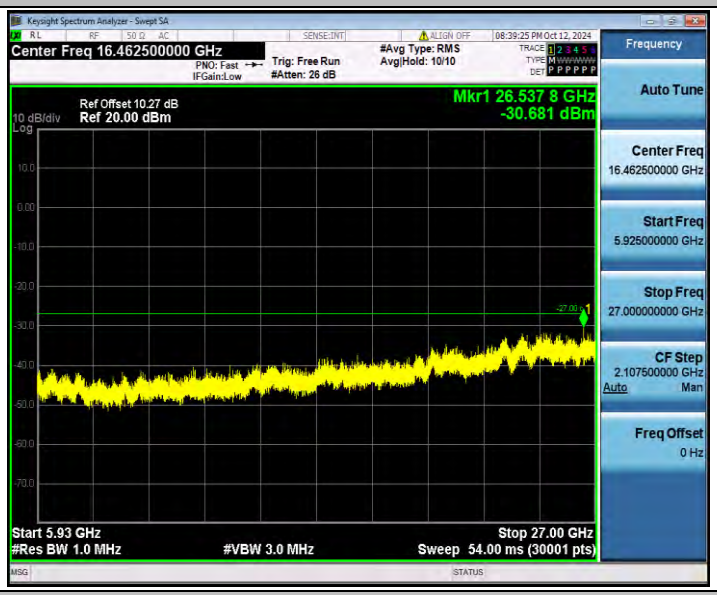


11A_Ant1_5825_30~5650

11A_Ant1_5825_5925~27000

11N20SISO_Ant1_5745_30~5650

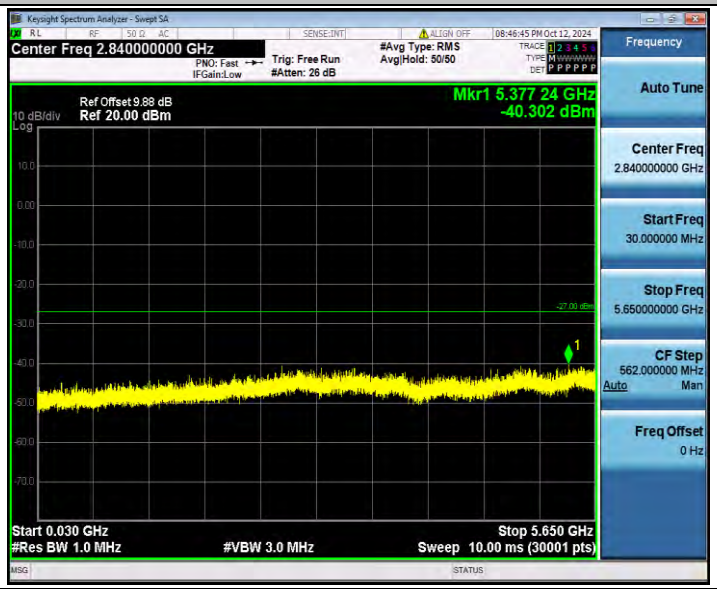


11N20SISO_Ant1_5745_5925~27000

11N20SISO_Ant1_5785_30~5650

11N20SISO_Ant1_5785_5925~27000

11N20SISO_Ant1_5825_30~5650

11N20SISO_Ant1_5825_5925~27000

11N40SISO_Ant1_5755_30~5650

11N40SISO_Ant1_5755_5925~27000

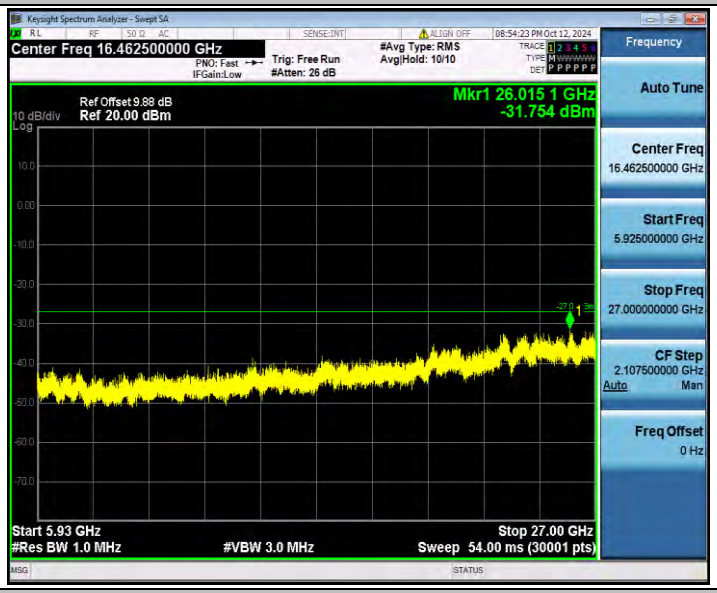


11N40SISO_Ant1_5795_30~5650

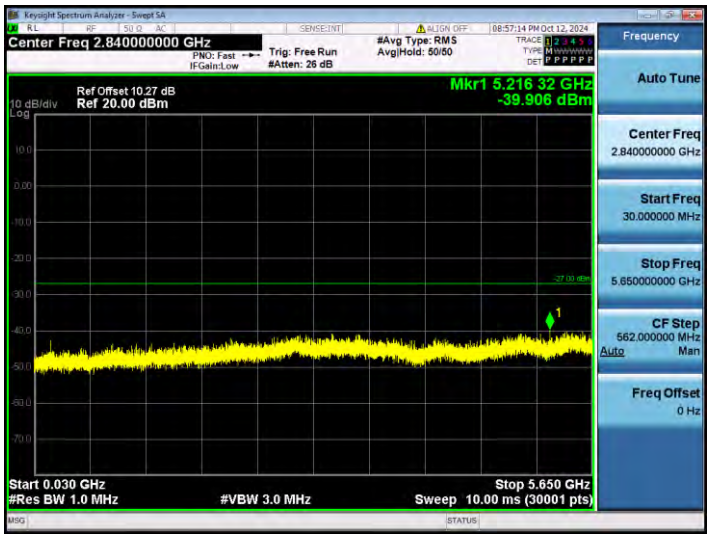


11N40SISO_Ant1_5795_5925~27000

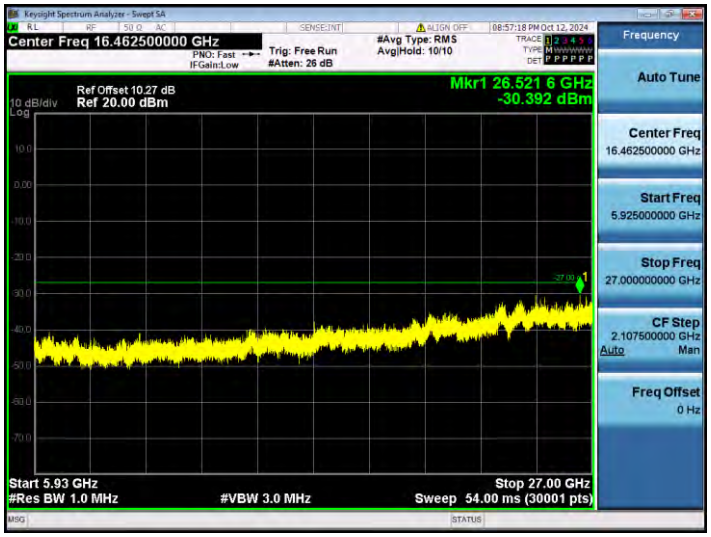


11AC20SISO_Ant1_5745_30~5650

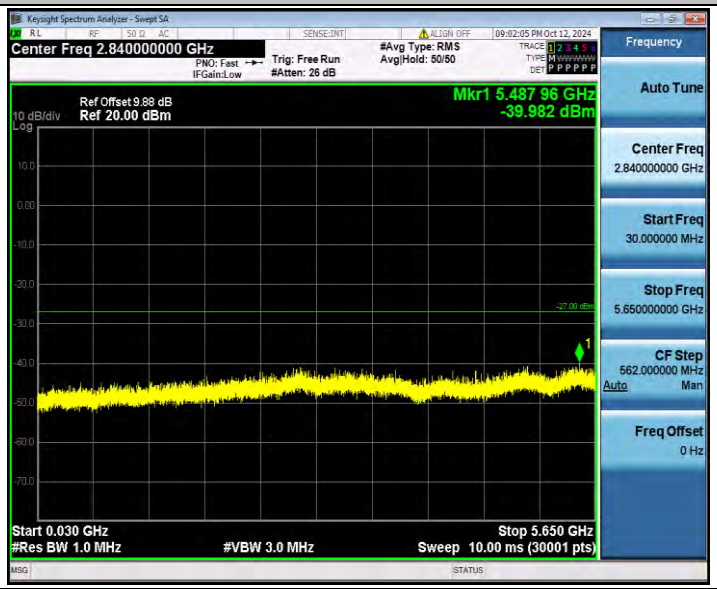


11AC20SISO_Ant1_5745_5925~27000

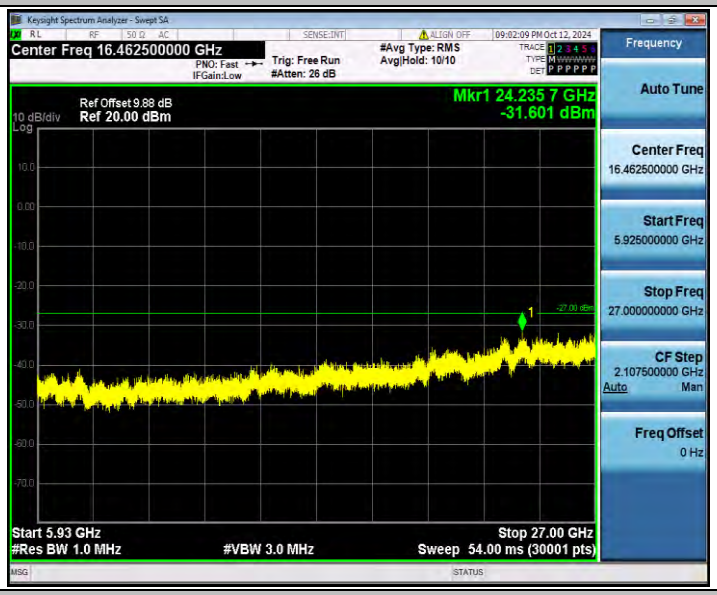


11AC20SISO_Ant1_5785_30~5650

11AC20SISO_Ant1_5785_5925~27000

11AC20SISO_Ant1_5825_30~5650

11AC20SISO_Ant1_5825_5925~27000

11AC40SISO_Ant1_5755_30~5650

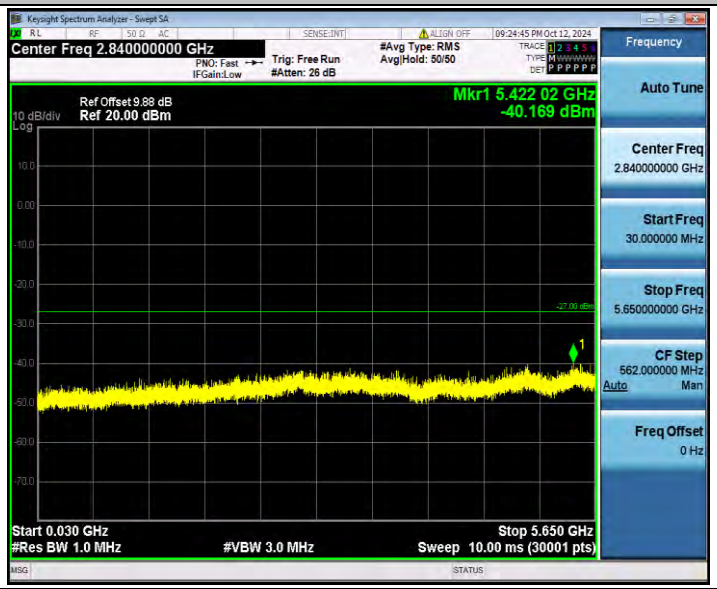


11AC40SISO_Ant1_5755_5925~27000

11AC40SISO_Ant1_5795_30~5650

11AC40SISO_Ant1_5795_5925~27000

| 11AC80SISO_Ant1_5775_30~5650 |
| --- |
| |



| 11AC80SISO_Ant1_5775_5925~27000 |
| --- |
| |

# Appendix E.8: Emissions in Restricted Bands

## Test Result

| TestMode | Antenna | ChName | Freq(MHz) | Detector | Freq [MHz] | Result [dBm] | Limit [dBm] | Verdict |
|---|---|---|---|---|---|---|---|---|
| 11A | Ant1 | Low | 5745 | Peak | 5650.000 | -39.527 | ≤-27.00 | PASS |
| | | | | Peak | 5700.000 | -39.29 | ≤10.00 | PASS |
| | | | | Peak | 5720.000 | -39.7 | ≤15.60 | PASS |
| | | | | Peak | 5725.000 | -39.11 | ≤27.00 | PASS |
| | | High | 5825 | Peak | 5850.000 | -35.605 | ≤27.00 | PASS |
| | | | | Peak | 5855.000 | -36.56 | ≤15.60 | PASS |
| | | | | Peak | 5875.000 | -35.34 | ≤10.00 | PASS |
| | | | | Peak | 5925.000 | -37 | ≤-27.00 | PASS |
| 11N20SISO | Ant1 | Low | 5745 | Peak | 5650.000 | -40.686 | ≤-27.00 | PASS |
| | | | | Peak | 5700.000 | -38.23 | ≤10.00 | PASS |
| | | | | Peak | 5720.000 | -40.01 | ≤15.60 | PASS |
| | | | | Peak | 5725.000 | -39.93 | ≤27.00 | PASS |
| | | High | 5825 | Peak | 5850.000 | -36.212 | ≤27.00 | PASS |
| | | | | Peak | 5855.000 | -37.41 | ≤15.60 | PASS |
| | | | | Peak | 5875.000 | -37.06 | ≤10.00 | PASS |
| | | | | Peak | 5925.000 | -35.94 | ≤-27.00 | PASS |
| 11N40SISO | Ant1 | Low | 5755 | Peak | 5650.000 | -39.544 | ≤-27.00 | PASS |
| | | | | Peak | 5700.000 | -39.18 | ≤10.00 | PASS |
| | | | | Peak | 5720.000 | -39.85 | ≤15.60 | PASS |
| | | | | Peak | 5725.000 | -38.36 | ≤27.00 | PASS |
| | | High | 5795 | Peak | 5850.000 | -36.579 | ≤27.00 | PASS |
| | | | | Peak | 5855.000 | -36.59 | ≤15.60 | PASS |
| | | | | Peak | 5875.000 | -35.32 | ≤10.00 | PASS |
| | | | | Peak | 5925.000 | -36.06 | ≤-27.00 | PASS |
| 11AC20SISO | Ant1 | Low | 5745 | Peak | 5650.000 | -39.968 | ≤-27.00 | PASS |
| | | | | Peak | 5700.000 | -40.3 | ≤10.00 | PASS |
| | | | | Peak | 5720.000 | -39.51 | ≤15.60 | PASS |
| | | | | Peak | 5725.000 | -38.41 | ≤27.00 | PASS |
| | | High | 5825 | Peak | 5850.000 | -37.136 | ≤27.00 | PASS |
| | | | | Peak | 5855.000 | -36.04 | ≤15.60 | PASS |
| | | | | Peak | 5875.000 | -36.48 | ≤10.00 | PASS |
| | | | | Peak | 5925.000 | -37.07 | ≤-27.00 | PASS |
| 11AC40SISO | Ant1 | Low | 5755 | Peak | 5650.000 | -41.354 | ≤-27.00 | PASS |

| | | | | | | | | |
|---|---|---|---|---|---|---|---|---|
| | | | | Peak | 5700.000 | -38.71 | ≤10.00 | PASS |
| | | | | Peak | 5720.000 | -37.87 | ≤15.60 | PASS |
| | | | | Peak | 5725.000 | -37.54 | ≤27.00 | PASS |
| | | High | 5795 | Peak | 5850.000 | -37.465 | ≤27.00 | PASS |
| | | | | Peak | 5855.000 | -35.81 | ≤15.60 | PASS |
| | | | | Peak | 5875.000 | -36.08 | ≤10.00 | PASS |
| | | | | Peak | 5925.000 | -36.57 | ≤-27.00 | PASS |
| 11AC80SISO | Ant1 | Low | 5775 | Peak | 5650.000 | -38.898 | ≤-27.00 | PASS |
| | | | | Peak | 5700.000 | -38.54 | ≤10.00 | PASS |
| | | | | Peak | 5720.000 | -39.31 | ≤15.60 | PASS |
| | | | | Peak | 5725.000 | -37.97 | ≤27.00 | PASS |
| | | High | 5775 | Peak | 5850.000 | -37.415 | ≤27.00 | PASS |
| | | | | Peak | 5855.000 | -37.28 | ≤15.60 | PASS |
| | | | | Peak | 5875.000 | -37.59 | ≤10.00 | PASS |
| | | | | Peak | 5925.000 | -35.43 | ≤-27.00 | PASS |

Note：

1. The Antenna Gain is compensated in the graph.
2. The Duty Cycle Factor and RBW Factor is compensated in the graph.
3. For transmitters operating in 5150-5350 GHz band and 5470-5725 GHz band: The limit in dBm for average detector is conversion from 54dBuV/m, according to 15.209(a). The limit in dBm for peak detector is 20dB above the limit of average detector in dBm.

## Test Graphs

11A_Ant1_Low_5745_Peak

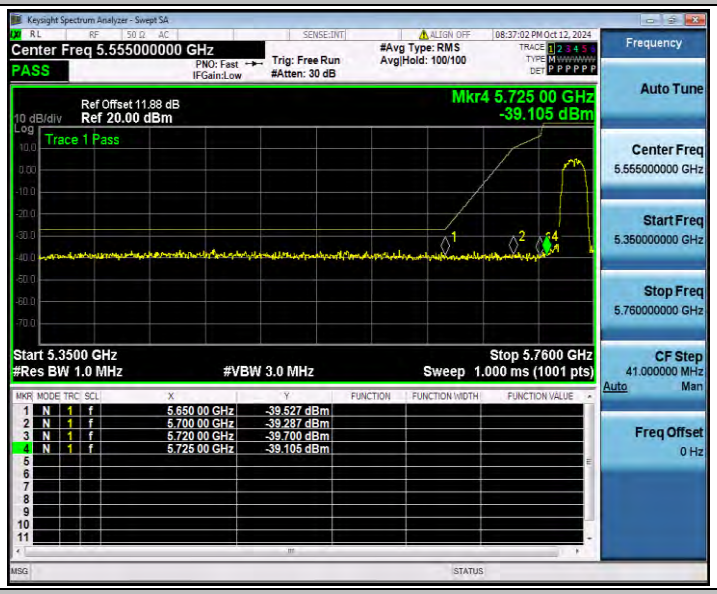


11A_Ant1_High_5825_Peak

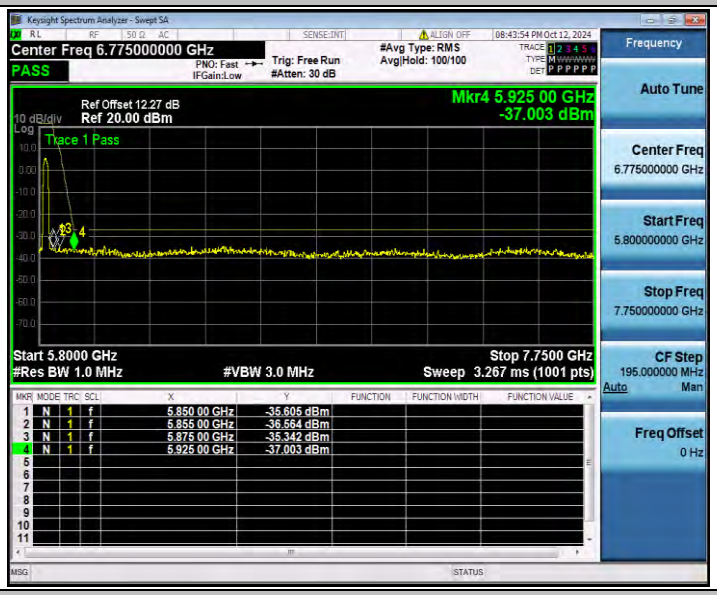


11N20SISO_Ant1_Low_5745_Peak

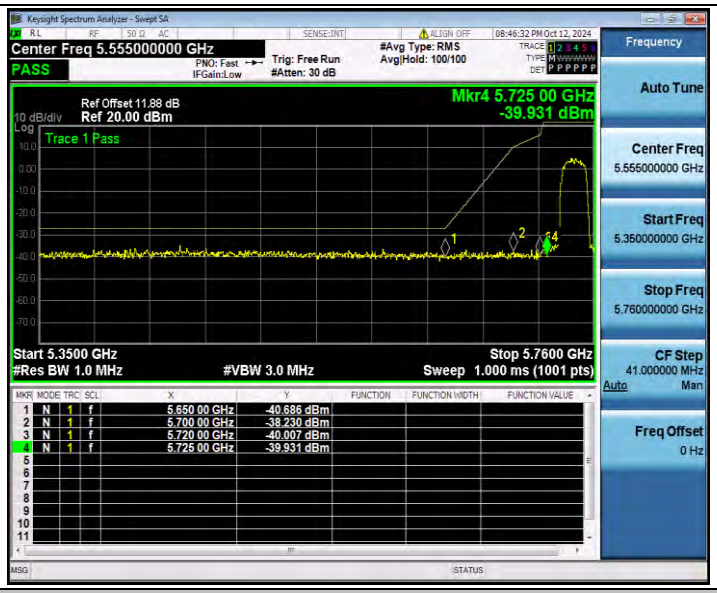


11N20SISO_Ant1_High_5825_Peak

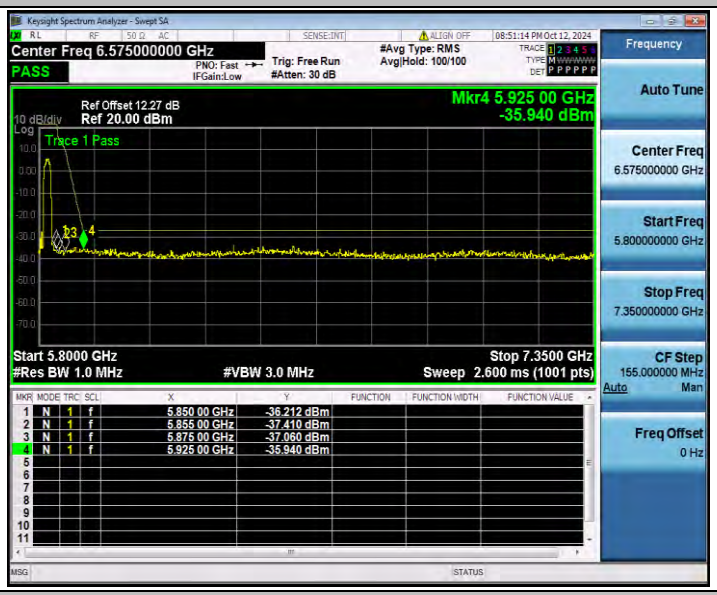


11N40SISO_Ant1_Low_5755_Peak

11N40SISO_Ant1_High_5795_Peak

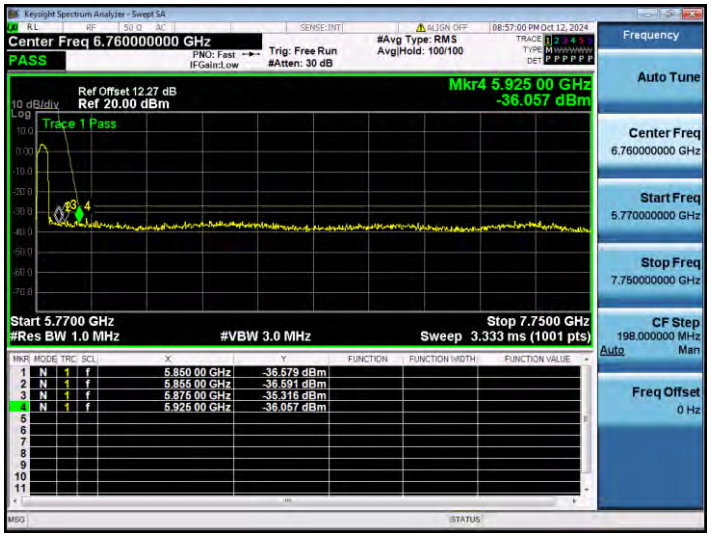


11AC20SISO_Ant1_Low_5745_Peak

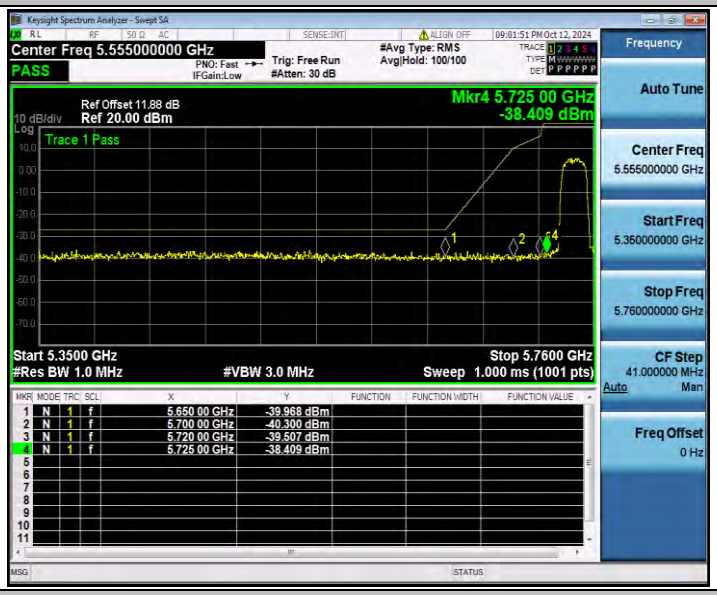


11AC20SISO_Ant1_High_5825_Peak

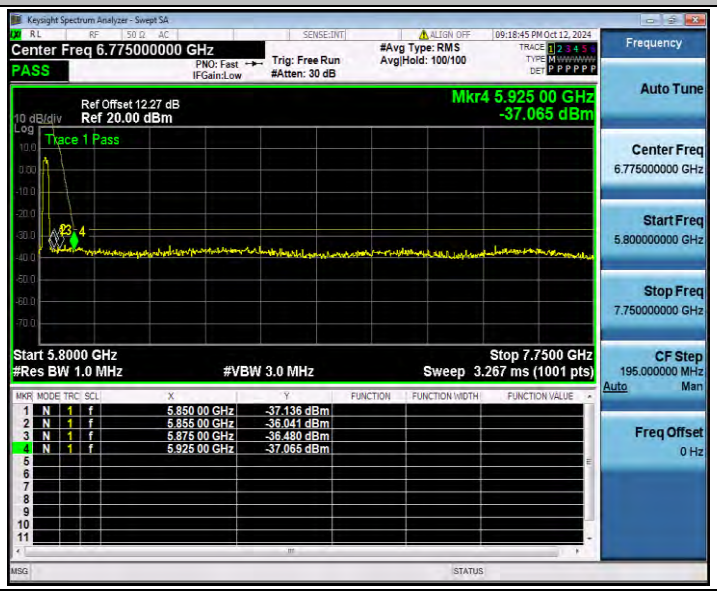

11AC40SISO_Ant1_Low_5755_Peak

11AC40SISO_Ant1_High_5795_Peak

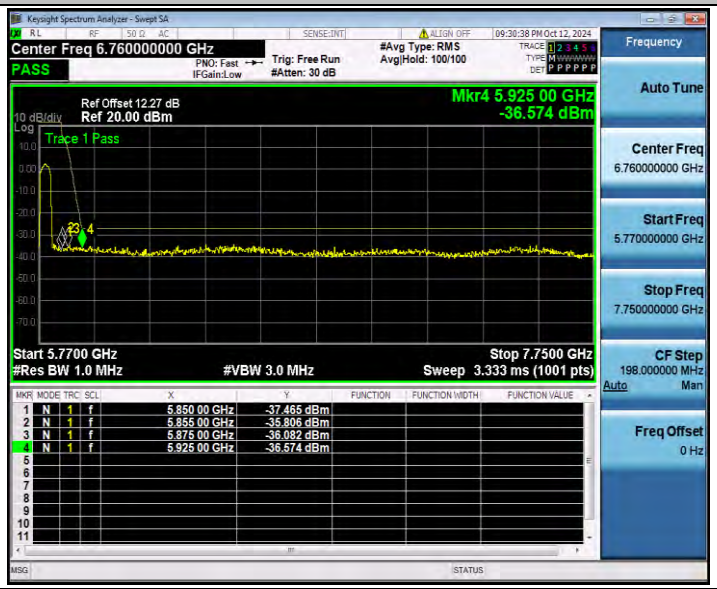


11AC80SISO_Ant1_Low_5775_Peak

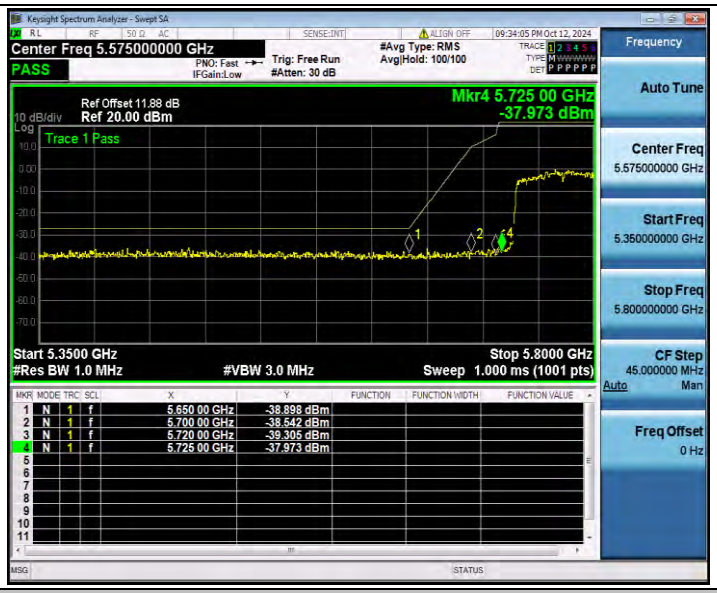

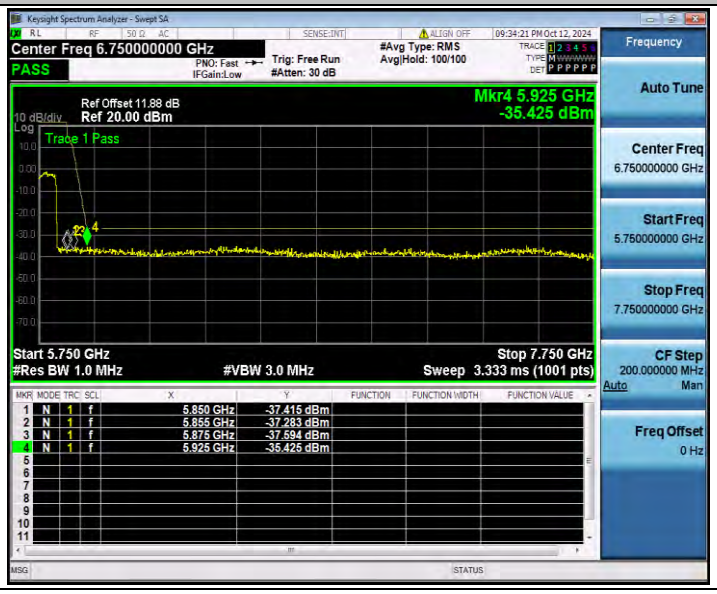
11AC80SISO_Ant1_High_5775_Peak