Appendix Test Data

Report No:	1814C40078212501	Test Sample NO:	1-2-2
Start Test Date:	2024.10.14	Finish Test Date:	2024.10.14
Test Engineer:	Joker Huang	Auditor:	Justin Feng
Temperature:	22.6℃	Relative Humidity:	54%
Pressure:	101 kPa		

Appendix A: DTS Bandwidth

Test Result

TestMode	Antenna	Frequency[MHz]	DTS BW [MHz]	FL[MHz]	FH[MHz]	Limit[MHz]	Verdict
BLE_1M	Ant1	2402	0.66	2401.67	2402.33	0.5	PASS
BLE_1M	Ant1	2440	0.65	2439.67	2440.32	0.5	PASS
BLE_1M	Ant1	2480	0.67	2479.68	2480.34	0.5	PASS

Test Graphs

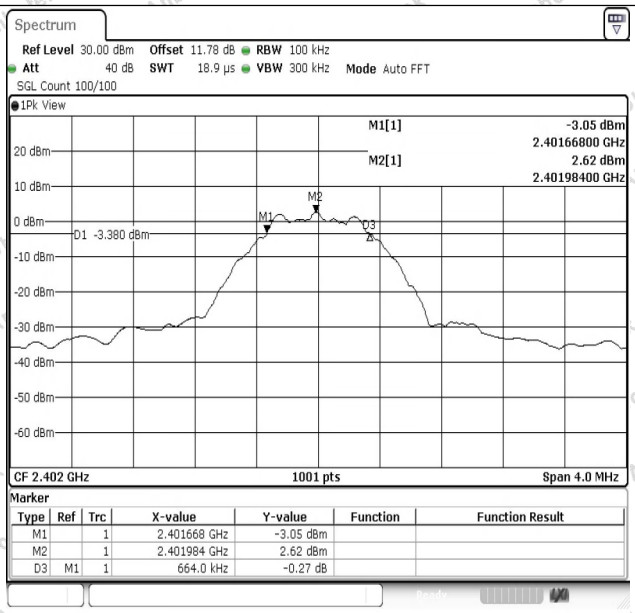

BLE_1M-Ant1-2402-PASS

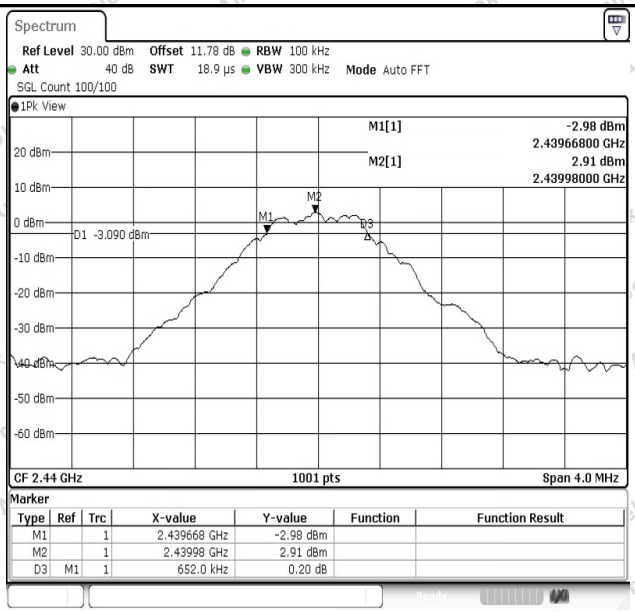

BLE_1M-Ant1-2440-PASS

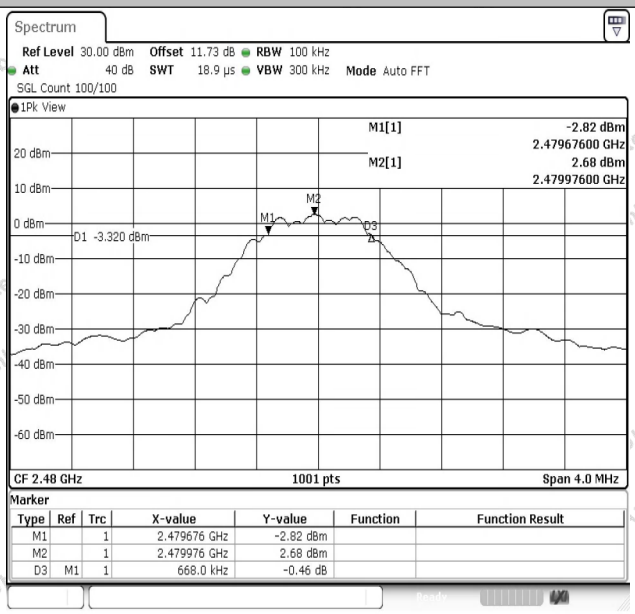

BLE_1M-Ant1-2480-PASS

Appendix B: Occupied Channel Bandwidth

Test Result

TestMode	Antenna	Frequency[MHz]	OCB [MHz]	FL[MHz]	FH[MHz]	Limit[MHz]	Verdict
BLE_1M	Ant1	2402	1.055	2401.4725	2402.5275	---	---
BLE_1M	Ant1	2440	1.171	2439.4086	2440.5794	---	---
BLE_1M	Ant1	2480	1.099	2479.4446	2480.5435	---	---

Test Graphs

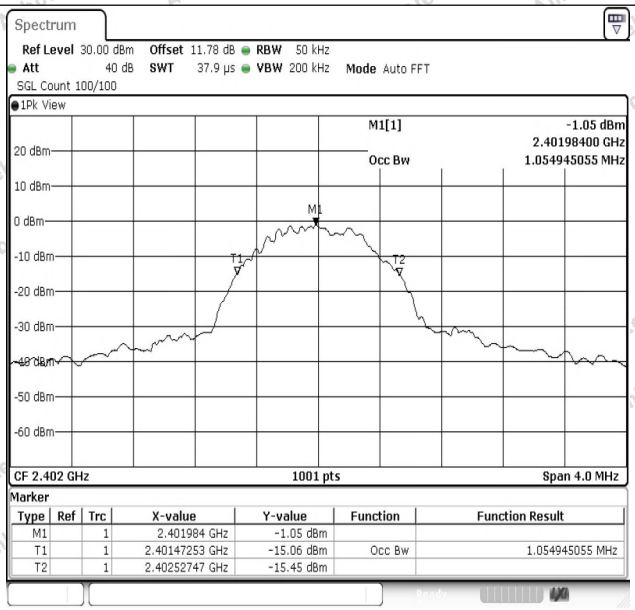

BLE_1M-Ant1-2402

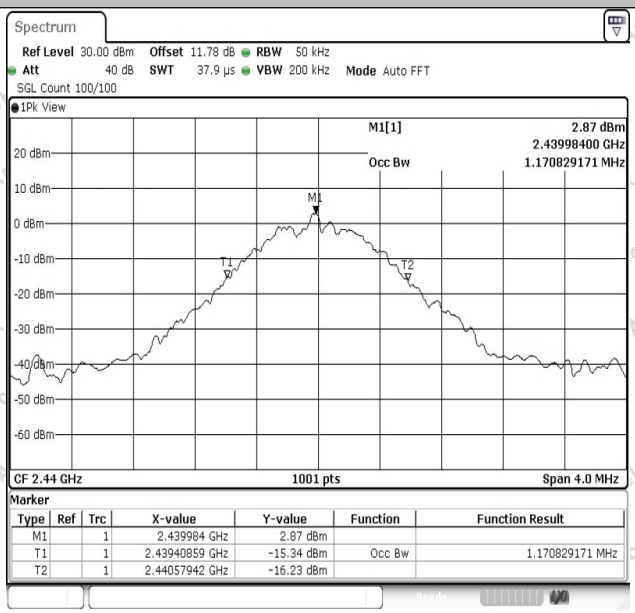

BLE_1M-Ant1-2440

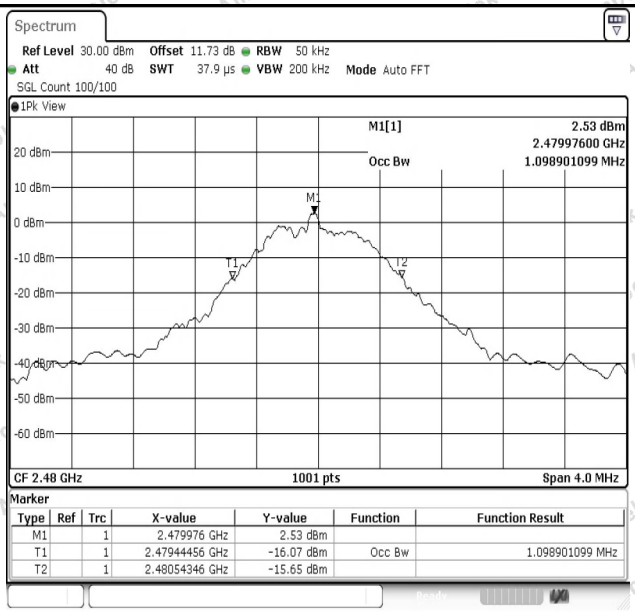

BLE_1M-Ant1-2480

Appendix C: Maximum conducted output power

Test Result Peak

TestMode	Antenna	Frequency[MHz]	Conducted Peak Power[dBm]	Conducted Limit[dBm]	Verdict
BLE_1M	Ant1	2402	2.86	≤30	PASS
BLE_1M	Ant1	2440	3.38	≤30	PASS
BLE_1M	Ant1	2480	2.91	≤30	PASS

Test Graphs Peak

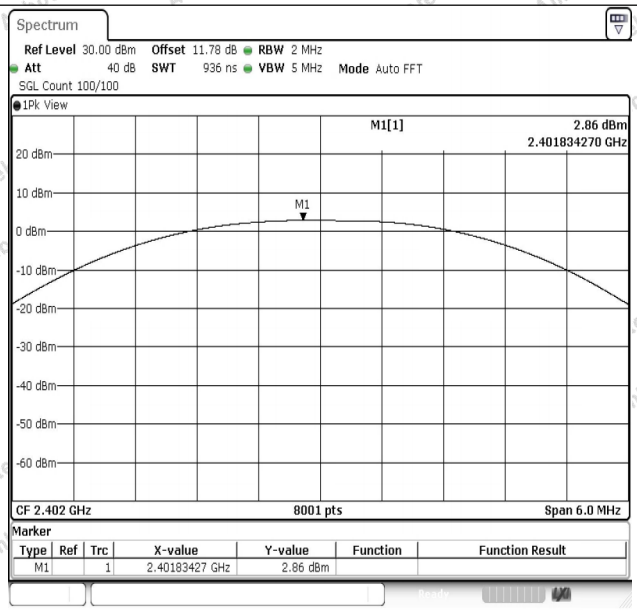

BLE_1M-Ant1-2402-PASS

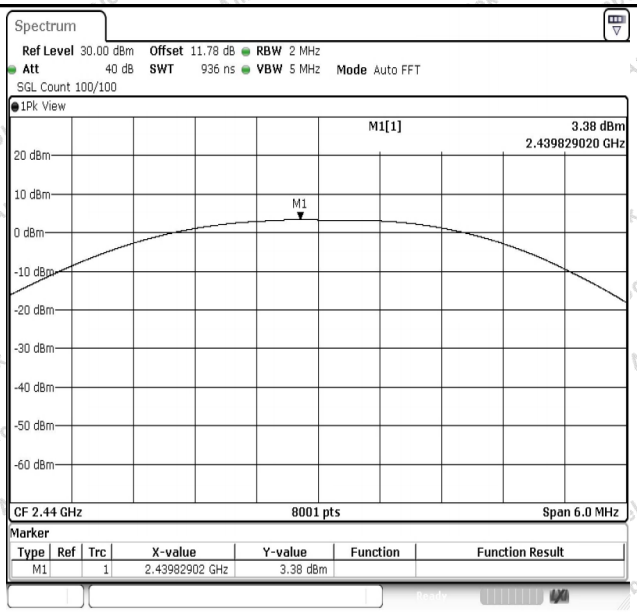

BLE_1M-Ant1-2440-PASS

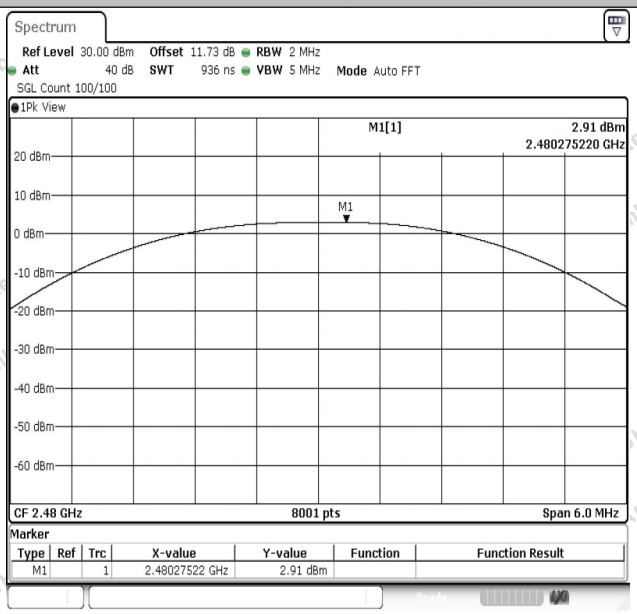

BLE_1M-Ant1-2480-PASS

Appendix D: Maximum power spectral density

Test Result

TestMode	Antenna	Frequency[MHz]	Result[dBm/3kHz]	Limit[dBm/3kHz]	Verdict
BLE_1M	Ant1	2402	-9.63	≤8.00	PASS
BLE_1M	Ant1	2440	-9.23	≤8.00	PASS
BLE_1M	Ant1	2480	-9.39	≤8.00	PASS

Test Graphs

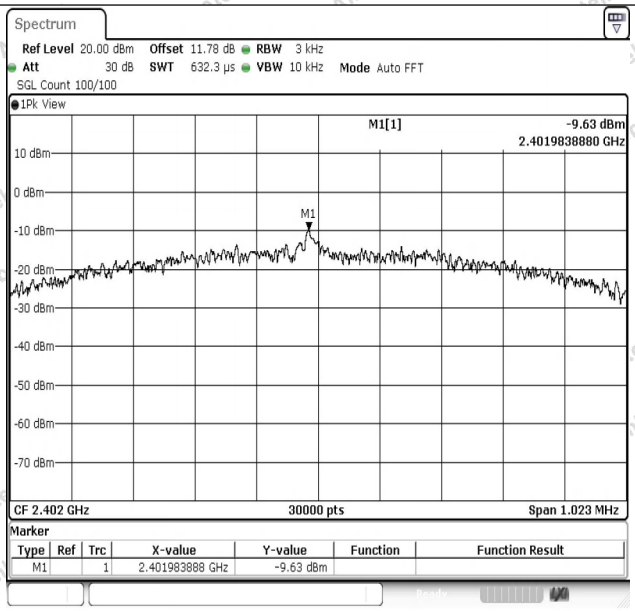

BLE_1M-Ant1-2402-PASS

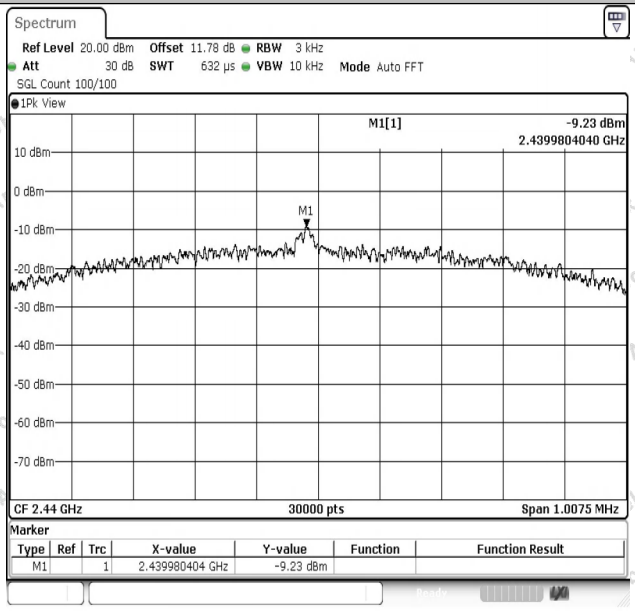

BLE_1M-Ant1-2440-PASS

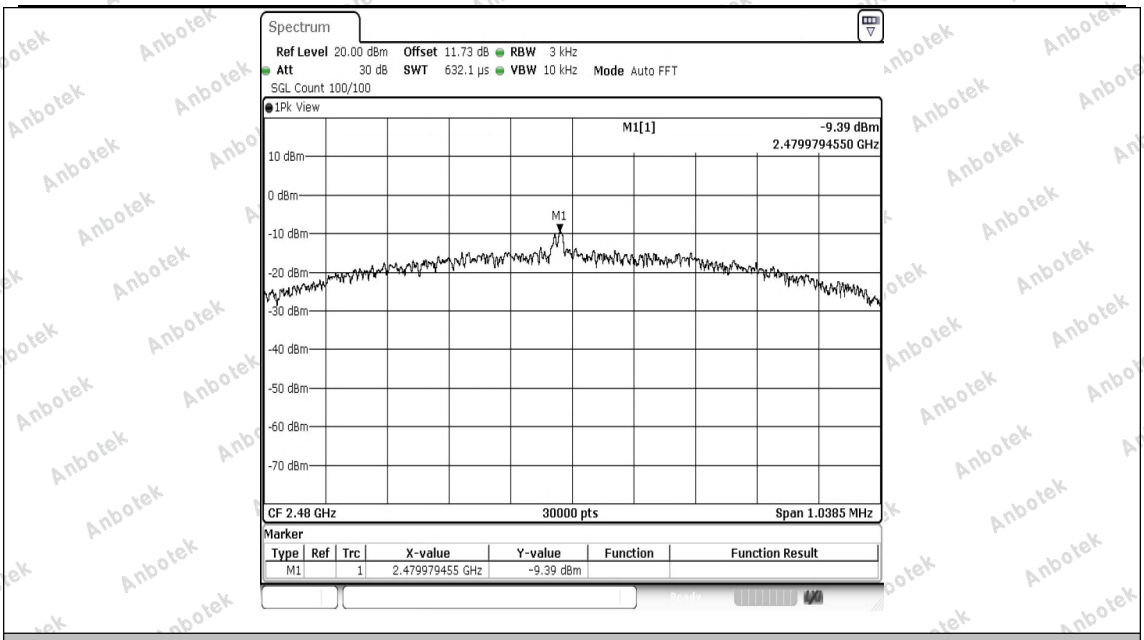

BLE_1M-Ant1-2480-PASS

Appendix D: Band edge measurements

Test Result

TestMode	Antenna	ChName	Frequency[MHz]	RefLevel[dBm]	Result[dBm]	Limit[dBm]	Verdict
BLE_1M	Ant1	Low	2402	2.53	-36.64	≤-17.47	PASS
BLE_1M	Ant1	High	2480	2.67	-45.27	≤-17.33	PASS

Test Graphs

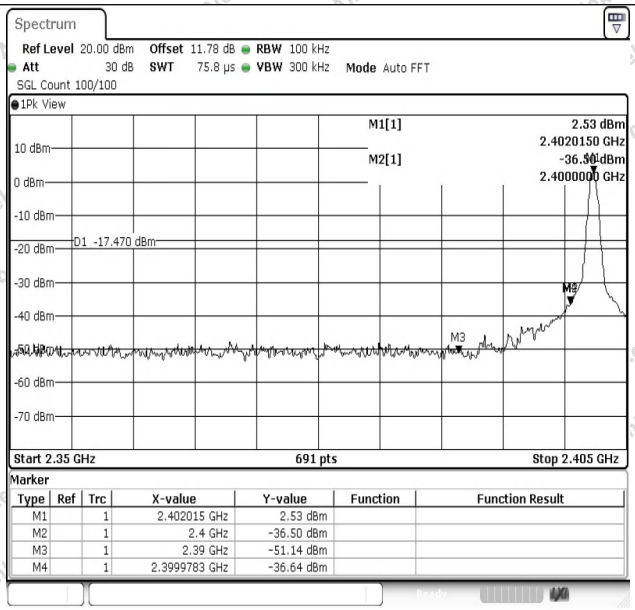

BLE_1M-Ant1-2402-PASS

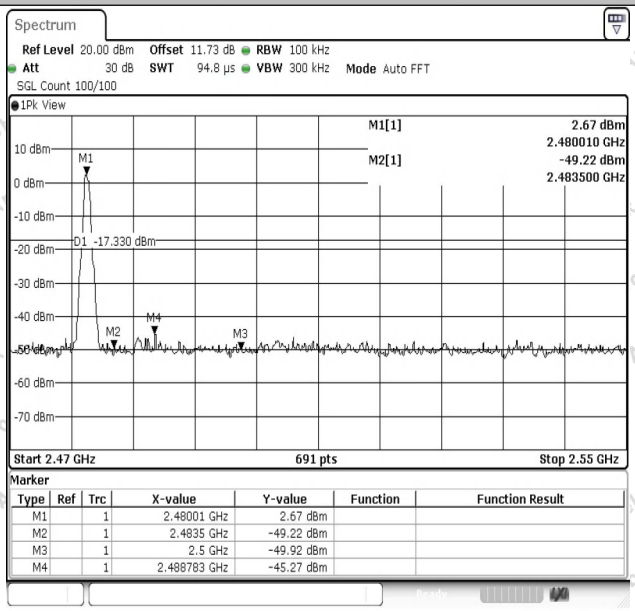

BLE_1M-Ant1-2480-PASS

Appendix E: Conducted Spurious Emission

Test Result

TestMode	Antenna	Frequency[MHz]	FreqRange [MHz]	RefLevel [dBm]	Result[dBm]	Limit[dBm]	Verdict
BLE_1M	Ant1	2402	0~Reference	2.48	2.48	---	PASS
BLE_1M	Ant1	2402	30~1000	2.48	-58.05	≤-17.52	PASS
BLE_1M	Ant1	2402	1000~26500	2.48	-42.85	≤-17.52	PASS
BLE_1M	Ant1	2440	0~Reference	2.89	2.89	---	PASS
BLE_1M	Ant1	2440	30~1000	2.89	-57	≤-17.11	PASS
BLE_1M	Ant1	2440	1000~26500	2.89	-42.34	≤-17.11	PASS
BLE_1M	Ant1	2480	0~Reference	2.67	2.67	---	PASS
BLE_1M	Ant1	2480	30~1000	2.67	-56.68	≤-17.33	PASS
BLE_1M	Ant1	2480	1000~26500	2.67	-41.32	≤-17.33	PASS

Test Graphs

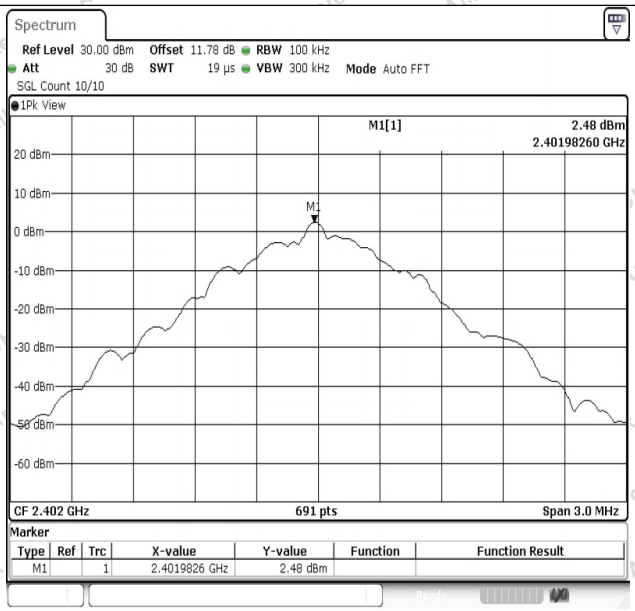

BLE_1M-Ant1-2402-0~Reference-PASS

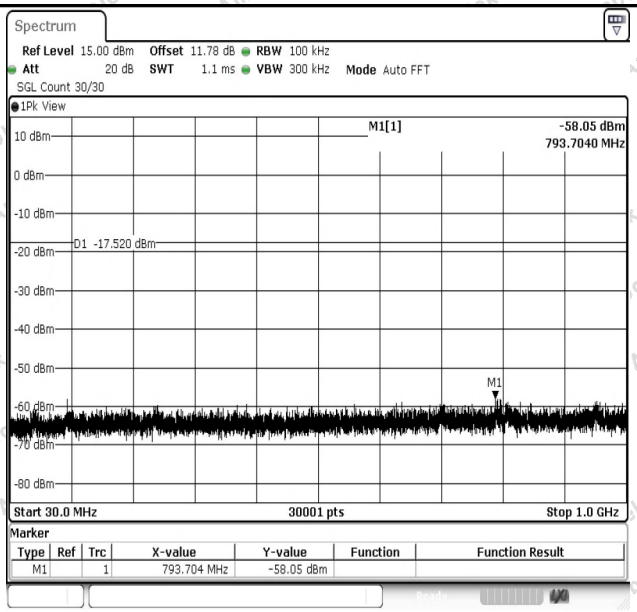

BLE_1M-Ant1-2402-30~1000-PASS

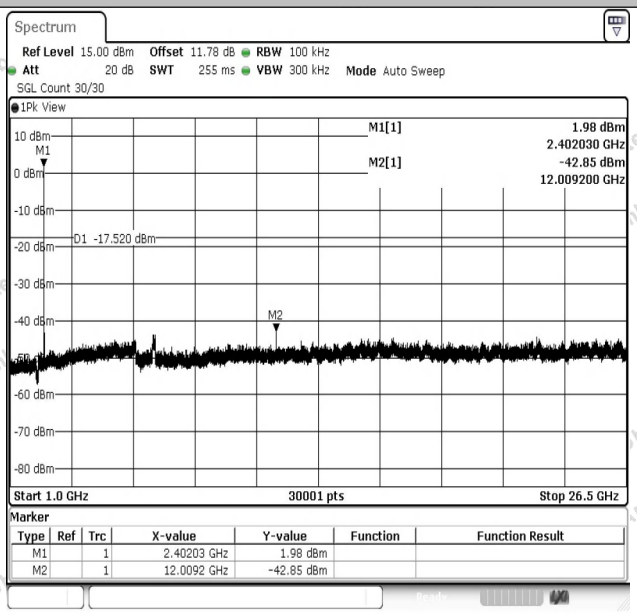

BLE_1M-Ant1-2402-1000~26500-PASS

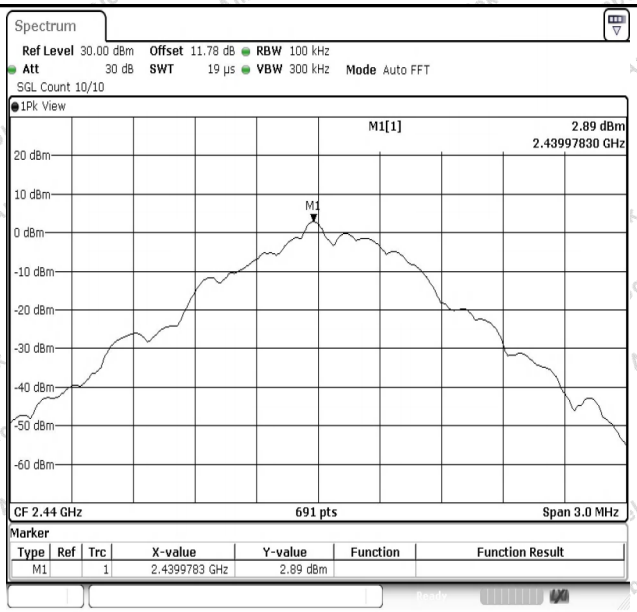

BLE_1M-Ant1-2440-0~Reference-PASS

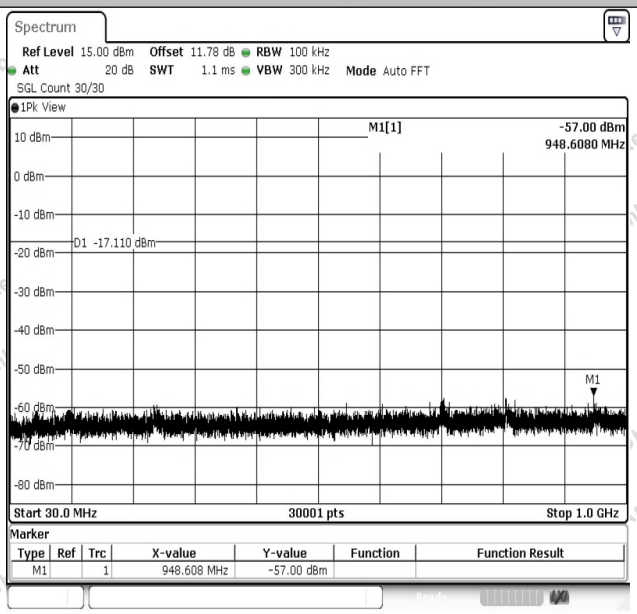

BLE_1M-Ant1-2440-30~1000-PASS

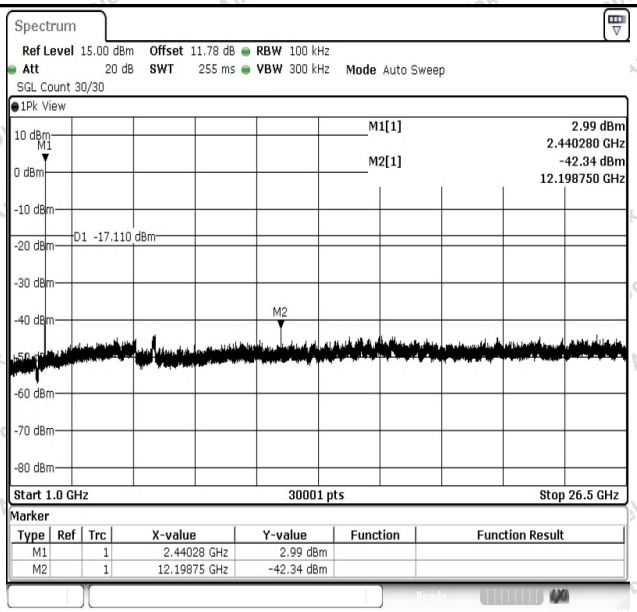

BLE_1M-Ant1-2440-1000~26500-PASS

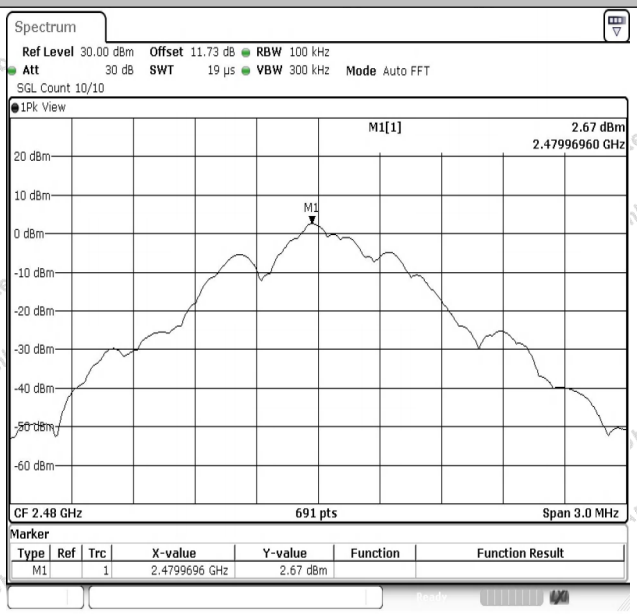

BLE_1M-Ant1-2480-0~Reference-PASS

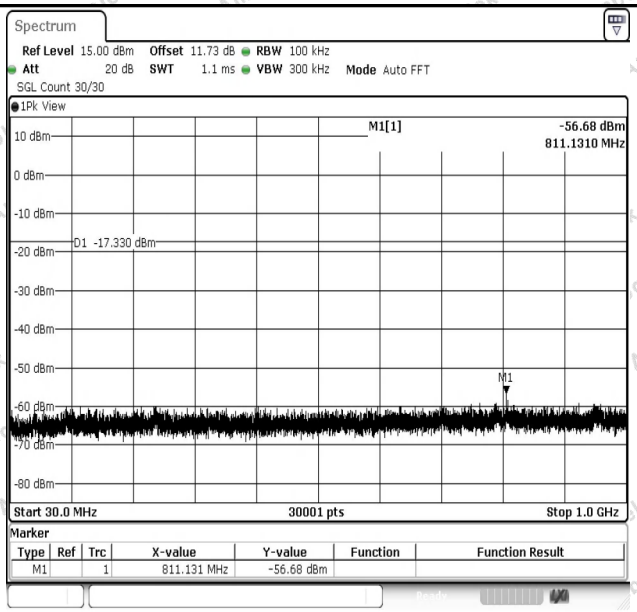

BLE_1M-Ant1-2480-30~1000-PASS

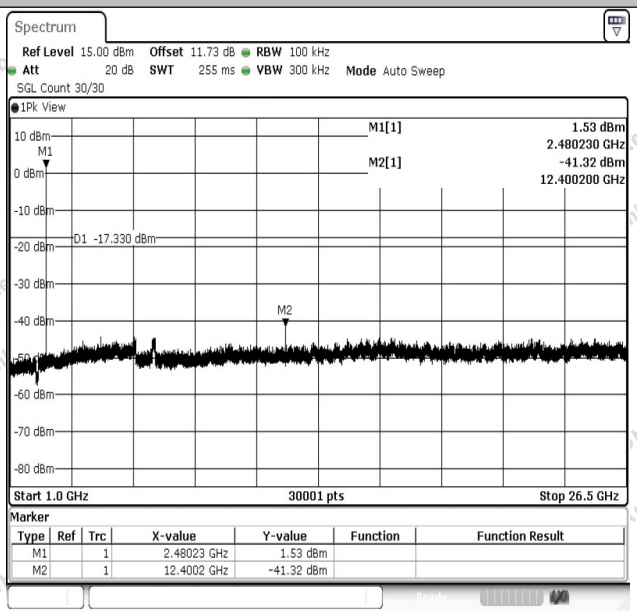

BLE_1M-Ant1-2480-1000~26500-PASS

Appendix F: Duty Cycle

Test Result

TestMode	Antenna	Frequency[MHz]	ON Time [ms]	Period [ms]	Duty Cycle [%]	Duty Cycle Factor[dB]
BLE_1M	Ant1	2402	0.93	1.25	74.40	1.28
BLE_1M	Ant1	2440	0.93	1.25	74.40	1.28
BLE_1M	Ant1	2480	0.93	1.25	74.40	1.28

Test Graphs

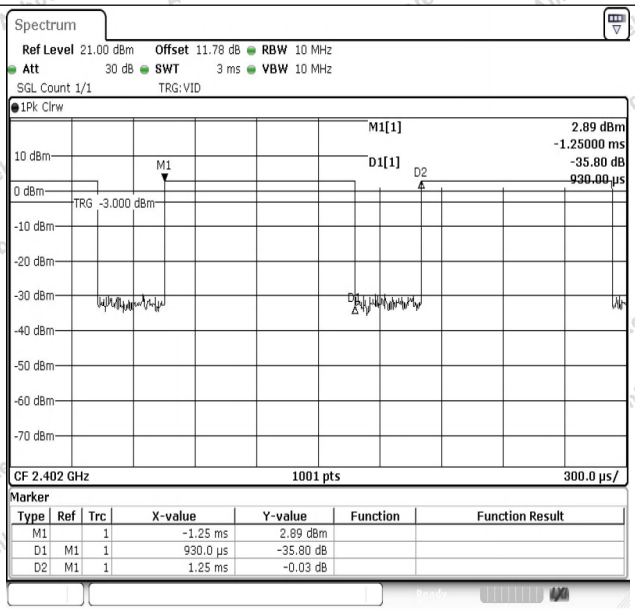

NTNV-BLE_1M-Ant1-2402

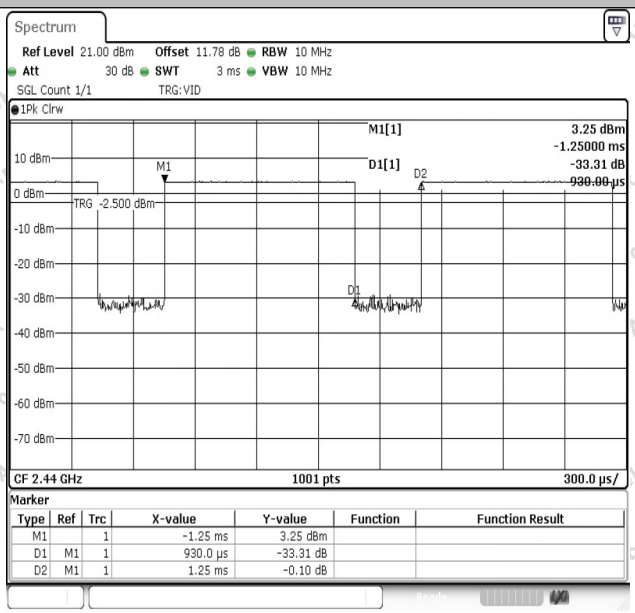

NTNV-BLE_1M-Ant1-2440

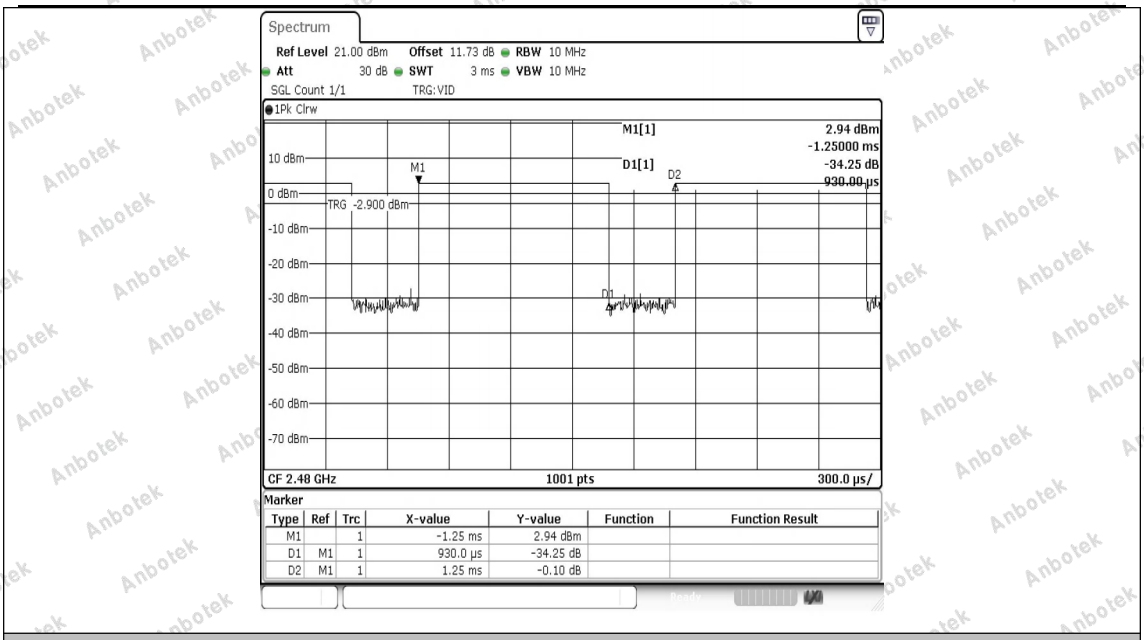

NTNV-BLE_1M-Ant1-2480

---END---