80g书纸双面印刷
尺寸：84.2*124.2mm

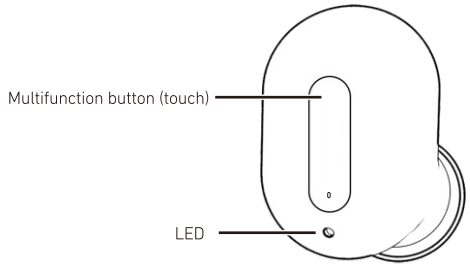

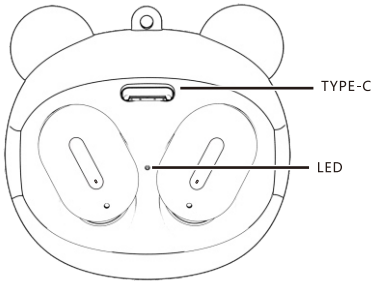

SPECIFICATION

Wireless: V 5.4
Sensivity: 88dB
Working range: 10m
Speaker driver: 10mm
Impedance: 32Ω
Frequency: 20Hz - 20kHz
Battery earbuds: 30 mAh

Charging case: 200 mAh
Standby time: 150 hours
Charge time: 1.5 hours
Working time: 5 hours
Touch control - Type-C connector
P_{RF}: 6 mW max
f: 2402 ÷ 2480 MHz

UK USER MANUAL

Charging the earbuds
Insert the earbuds into the charging case, the LED will light up. When charging is complete, it will turn off.

Charging the case

Charging via cable
Plug the Type C connector of the supplied cable into the Type C port on the case and the other end into a USB port.
The charging bin is charged, and the TYPE-C charging is inserted. When the charging bin is charged, the LED light flashes continuously.
The LED light is always on after being fully charged.

Turning on the earbuds
Take the earbuds out of the charging case, they will automatically turn on and pair with each other.
Or press both MLF buttons on the earbuds for 2 seconds,

Turning off the earbuds
When you put the TWS earphones into the case, they will turn off automatically.
Alternatively, press the MLF button on one of the earbuds for 5 seconds.

Pairing with devices
1. Take the earbuds out of the charging case: they will turn on and pair with each other automatically
2. Turn on Bluetooth on the device and search for "" G05D "" in the list of available devices, then select it.
3. After the connection is successful, start enjoying the music.

Action	Command	Key
Play/pause music	1 tap	Left / right
Voice assistant	3 taps	Left / right
Previous track	2 seconds	Right
Next track	2 seconds	Left
Answer a call	1 tap	Left / right
End a call	1 tap	Left / right
Reject a call	2 seconds	Left / right
Volume plus	2 taps	Right
Volume down	2 taps	Left

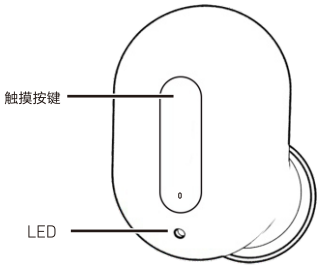

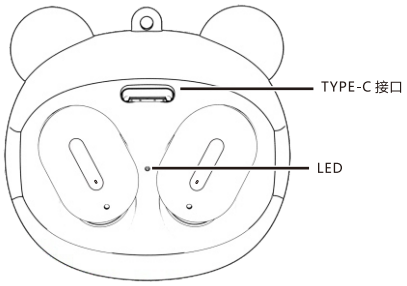

参数
蓝牙版本：V5.4
灵敏度：88dB
工作距离：10米
扬声器：10mm
阻抗：32Ω
频率：20Hz-20kHz
耳机电池：30mAh

充电仓电池：200mAh
待机时间：150小时
充电时间：1.5小时
工作时间：5小时
触控-Type-C接口
P_{RF}: 6 mW max
f: 2402 ÷ 2480 MHz

CN 说明书

耳机充电
耳机放入充电仓后，LED灯亮起。充满电后LED灯熄灭。

充电仓充电
充电仓充电，插入TYPE-C充电，充电仓充电是LED灯持续闪烁。充满电后LED灯常亮。

耳机开机
拿出耳机自动开机，或者长按功能键2秒开机。

耳机关机
耳机放回充电仓自动关机，或长按功能键5秒关机。

设备配对
1.从充电仓拿出耳机，耳机开机后左右耳自动配对。
2.打开设备蓝牙搜索，连接蓝牙名称“G05D”。
3.连接成功，开始享受音乐。

功能	操作	按键
暂停/播放	按 1 下	左/右键
呼叫语音助手	按 3 下	左/右键
上一首	长按 2 秒	右键
下一首	长按 2 秒	左键
接听电话	按 1 下	左/右键
挂断电话	按 1 下	左/右键
拒绝来电	长按 2 秒	左/右键
音量加	按 2 下	右键
音量减	按 2 下	左键

FCC Statement

This device complies with part 15 of the FCC Rules. Operation is subject to the following two conditions: (1) This device may not cause harmful interference, and (2) this device must accept any interference received, including interference that may cause undesired operation.

This equipment has been tested and found to comply with the limits for a Class B digital device, pursuant to part 15 of the FCC Rules. These limits are designed to provide reasonable protection against harmful interference in a residential installation. This equipment generates, uses and can radiate radio frequency energy and, if not installed and used in accordance with the instructions, may cause harmful interference to radio communications. However, there is no guarantee that interference will not occur in a particular installation. If this equipment does cause harmful interference to radio or television reception, which can be determined by turning the equipment off and on, the user is encouraged to try to correct the interference by one or more of the following measures:
•Reorient or relocate the receiving antenna.
•Increase the separation between the equipment and receiver.
•Connect the equipment into an outlet on a circuit different from that to which the receiver is connected.
•Consult the dealer or an experienced radio/TV technician for help.
Caution: Any changes or modifications to this device not explicitly approved by manufacturer could void your authority to operate this equipment.

RF Exposure Information
The device has been evaluated to meet general RF exposure requirement. The device can be used in portable exposure condition without restriction.