Test Graphs

DH5_Ant1_Hop

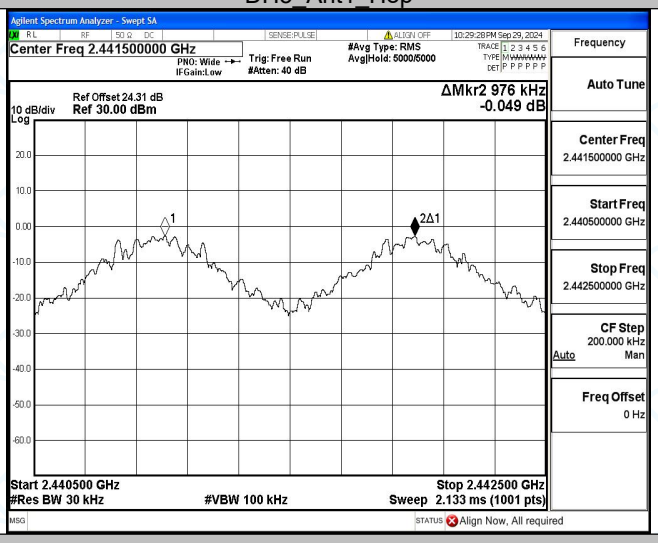

2DH5_Ant1_Hop

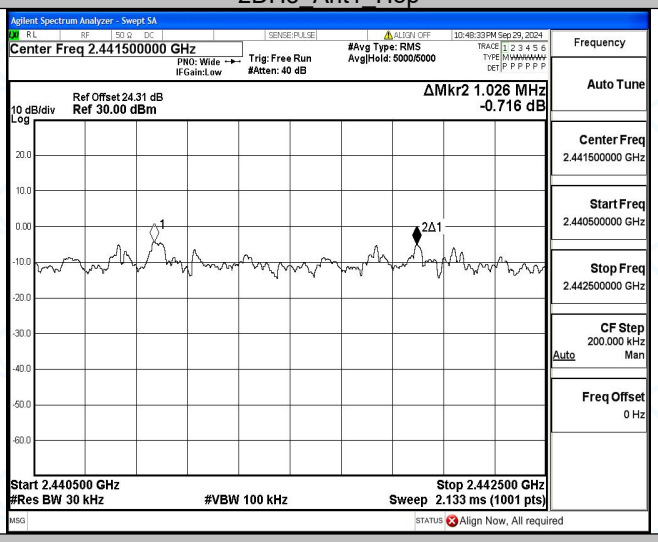

3DH5_Ant1_Hop

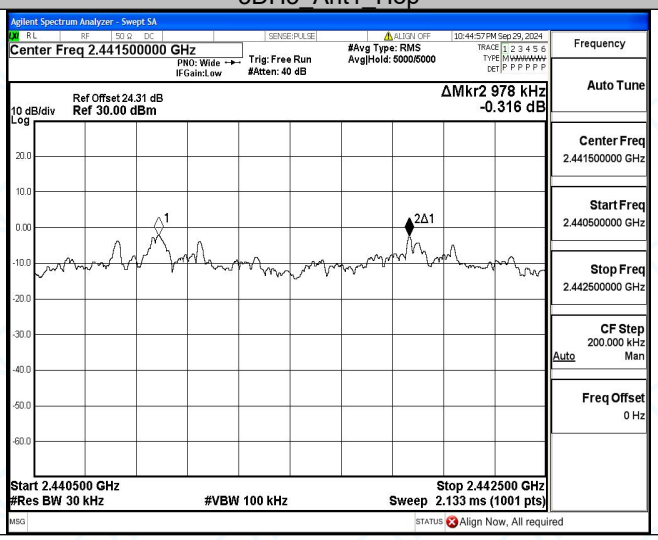

Appendix D: Dwell Time

Test Result

Test Mode	Antenna	Freq(MHz)	BurstWidth [ms]	TotalHops [Num]	Result[s]	Limit[s]	Verdict
DH1	Ant1	Hop	0.383	320	0.123	≤0.4	PASS
DH3	Ant1	Hop	1.638	160	0.262	≤0.4	PASS
DH5	Ant1	Hop	2.887	106.67	0.308	≤0.4	PASS
2DH1	Ant1	Hop	0.391	320	0.125	≤0.4	PASS
2DH3	Ant1	Hop	1.643	160	0.263	≤0.4	PASS
2DH5	Ant1	Hop	2.891	106.67	0.308	≤0.4	PASS
3DH1	Ant1	Hop	0.390	320	0.125	≤0.4	PASS
3DH3	Ant1	Hop	1.642	160	0.263	≤0.4	PASS
3DH5	Ant1	Hop	2.893	106.67	0.309	≤0.4	PASS

Test Graphs

DH1_Ant1_Hop

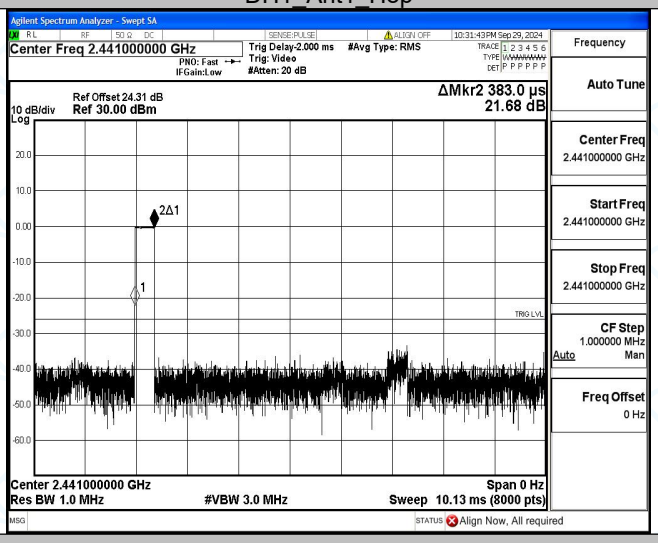

DH3_Ant1_Hop

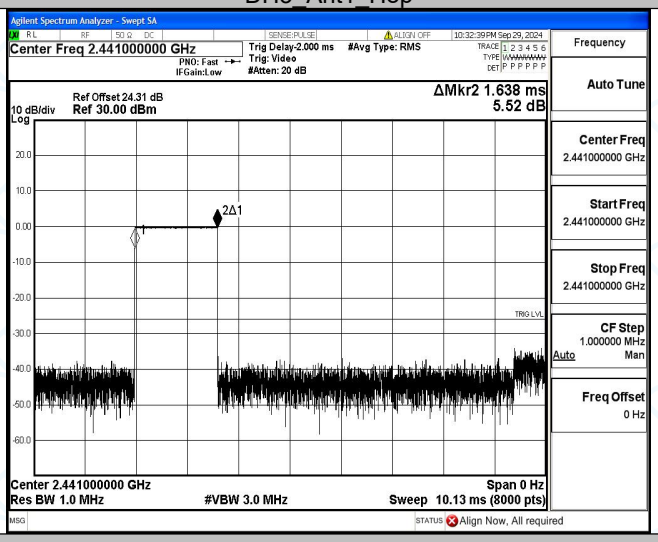

DH5_Ant1_Hop

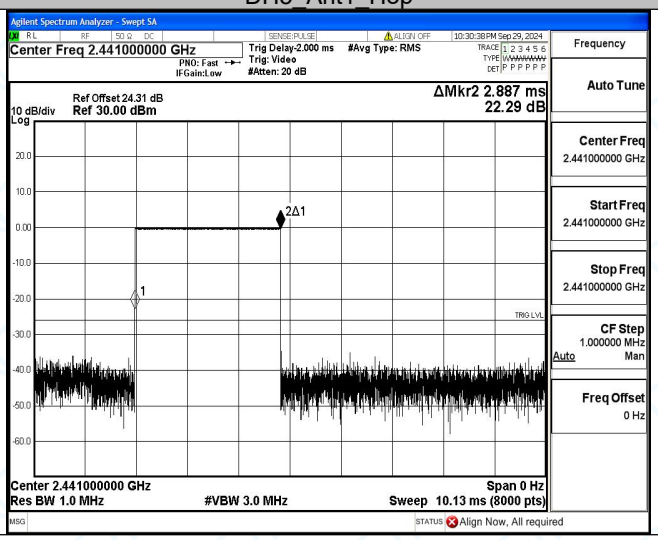

2DH1_Ant1_Hop

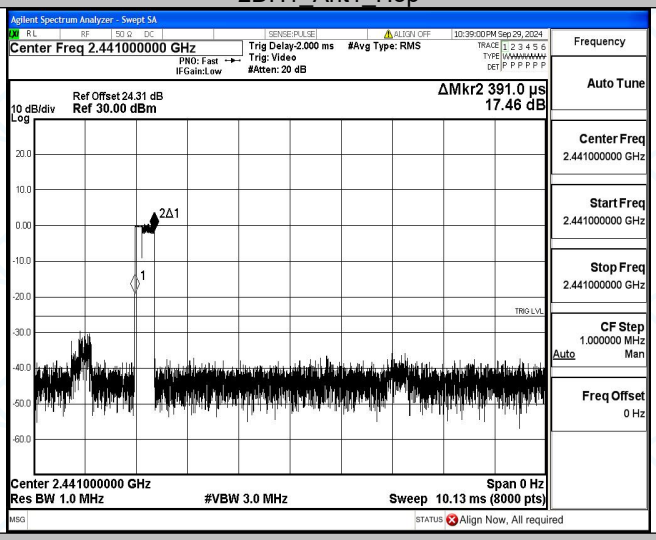

2DH3_Ant1_Hop

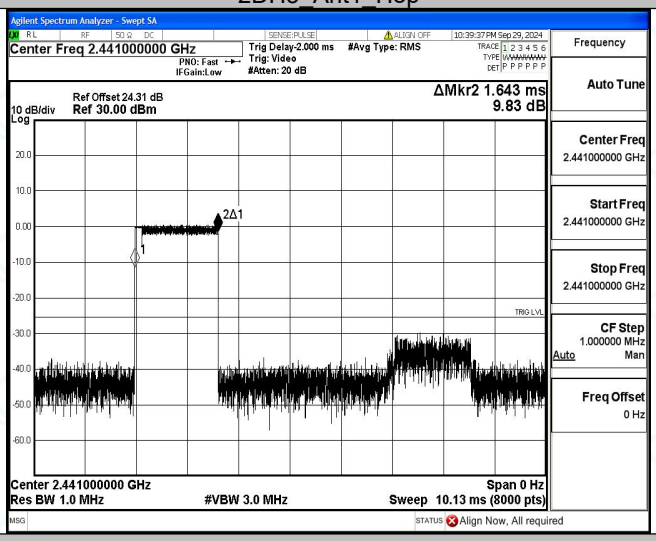

2DH5_Ant1_Hop

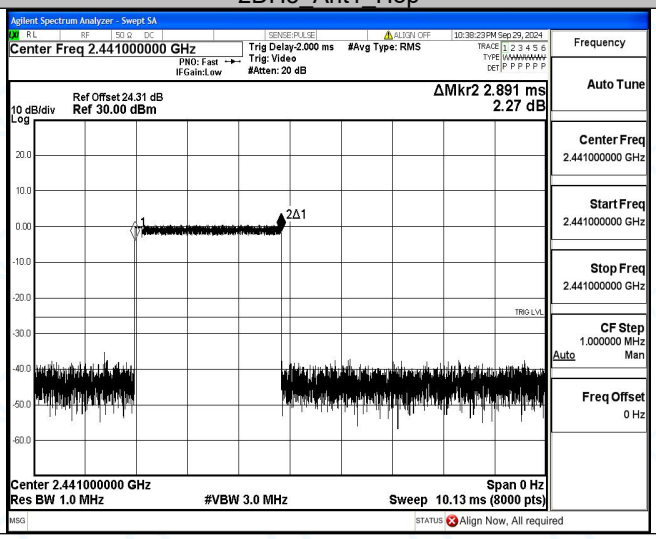

3DH1_Ant1_Hop

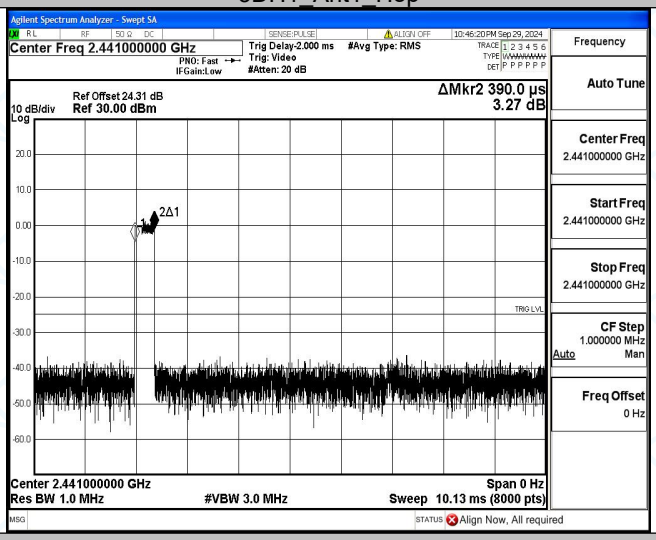

3DH3_Ant1_Hop

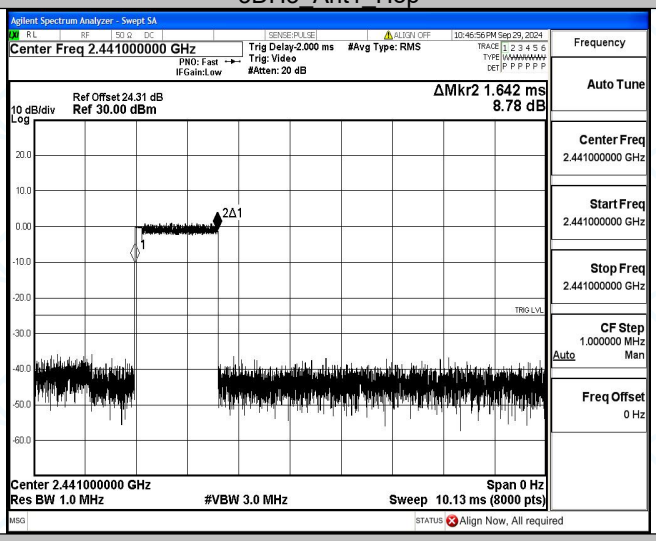

3DH5_Ant1_Hop

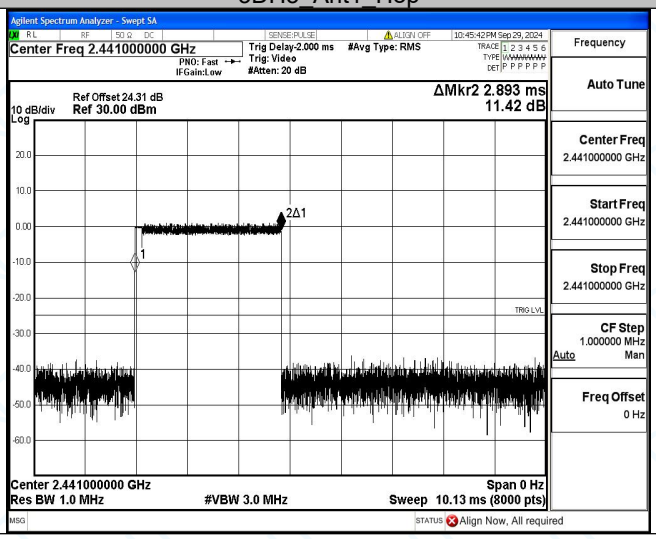

Appendix F: Number of hopping channels

Test Result

TestMode	Antenna	Freq(MHz)	Result[Num]	Limit[Num]	Verdict
DH5	Ant1	Hop	79	≥15	PASS
2DH5	Ant1	Hop	79	≥15	PASS
3DH5	Ant1	Hop	79	≥15	PASS

Test Graphs

DH5_Ant1_Hop

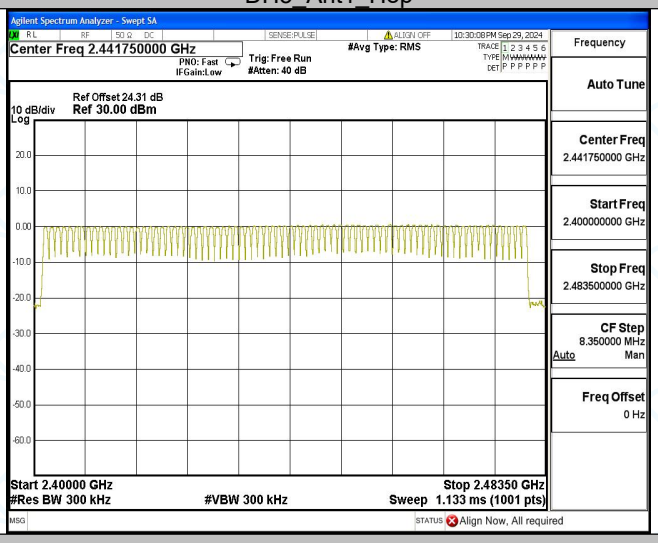

2DH5_Ant1_Hop

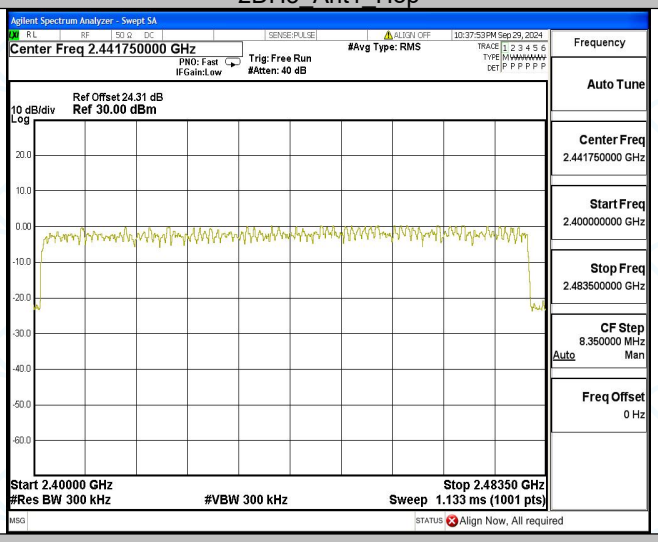

3DH5_Ant1_Hop

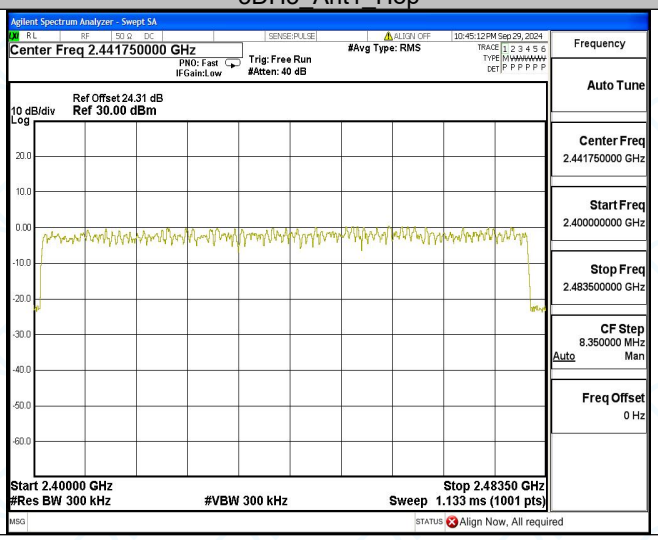

Appendix F: Band edge measurements

Test Result

Test Mode	Antenna	Ch Name	Freq(MHz)	Ref Level [dBm]	Result [dBm]	Limit [dBm]	Verdict
DH5	Ant1	Low	2402	-1.37	-38.76	≤-21.37	PASS
		High	2480	-2.97	-40.11	≤-22.97	PASS
		Low	Hop_2402	-3.83	-40	≤-23.83	PASS
		High	Hop_2480	-2.23	-39.67	≤-22.23	PASS
2DH5	Ant1	Low	2402	-3.31	-39.97	≤-23.31	PASS
		High	2480	-2.53	-39.14	≤-22.53	PASS
		Low	Hop_2402	-2.95	-40.29	≤-22.95	PASS
		High	Hop_2480	-4.90	-39.11	≤-24.9	PASS
3DH5	Ant1	Low	2402	-3.28	-38.89	≤-23.28	PASS
		High	2480	-4.01	-39.32	≤-24.01	PASS
		Low	Hop_2402	-5.85	-40.5	≤-25.85	PASS
		High	Hop_2480	-2.34	-39.48	≤-22.34	PASS

.

Test Graphs

DH5_Ant1_Low_2402

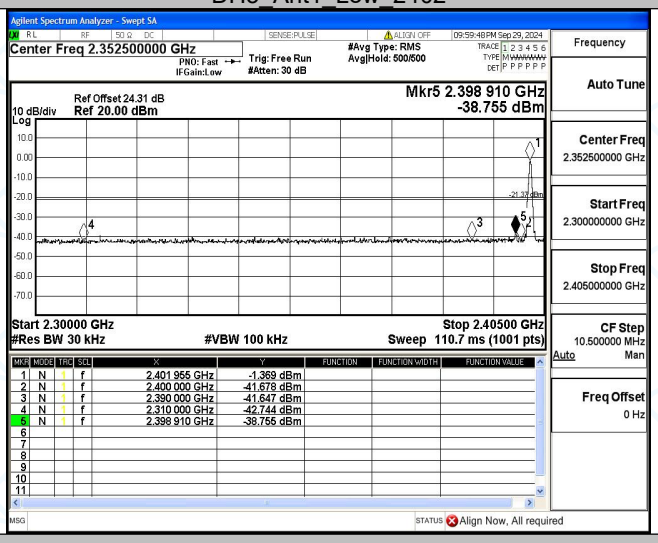

DH5_Ant1_High_2480

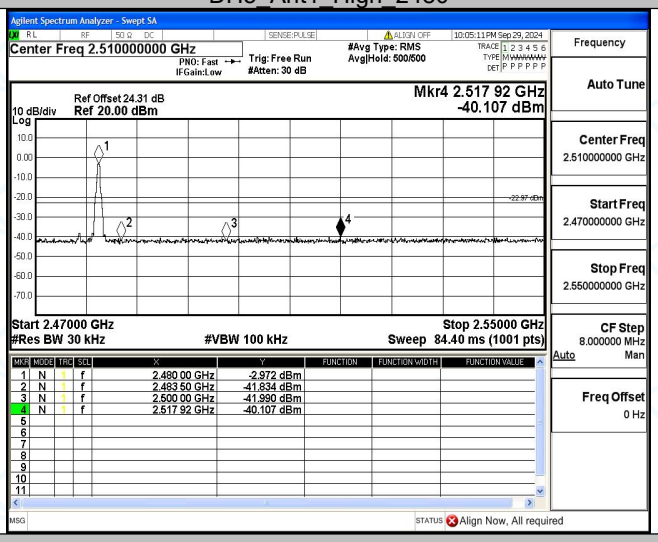

DH5_Ant1_Low_Hop_2402

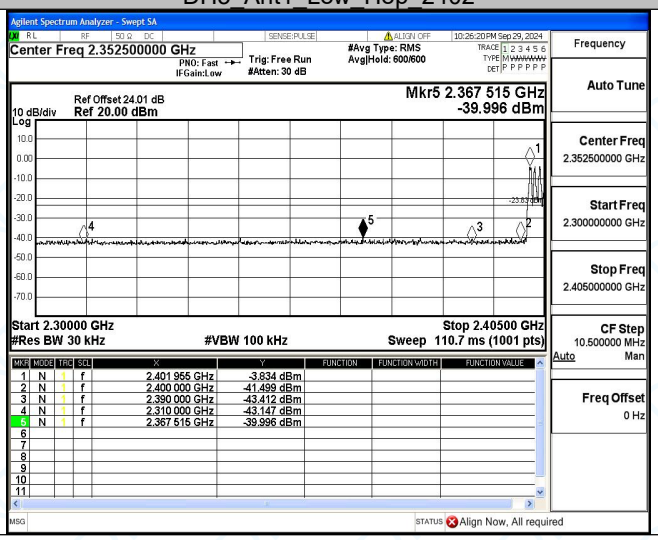

DH5_Ant1_High_Hop_2480

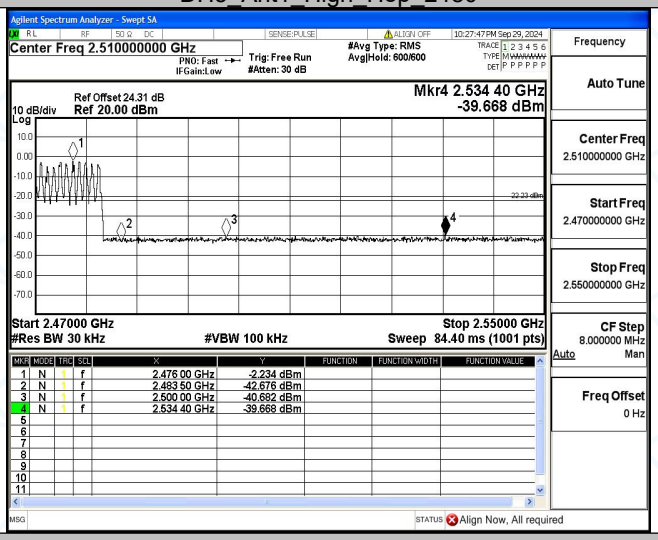

2DH5_Ant1_Low_2402

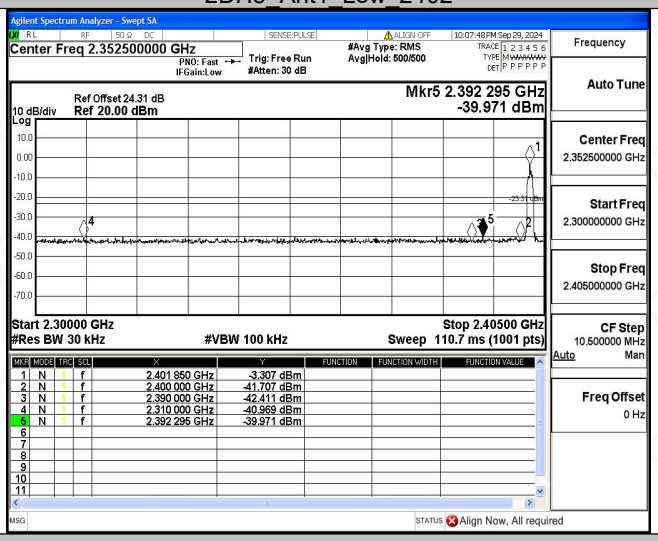

2DH5_Ant1_High_2480

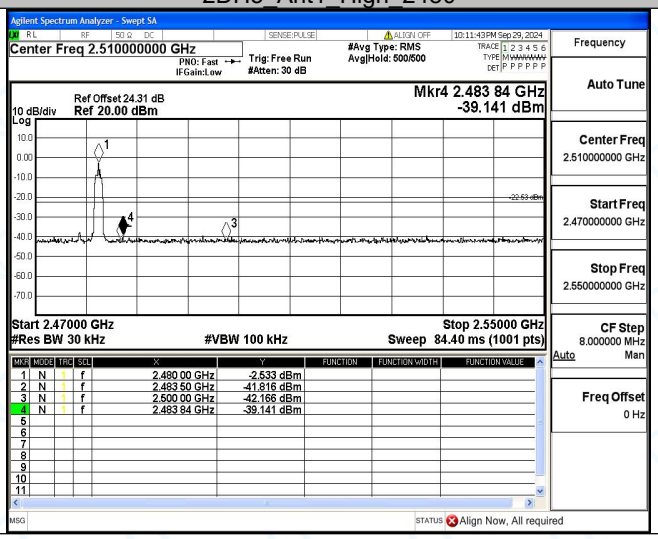

2DH5_Ant1_Low_Hop_2402

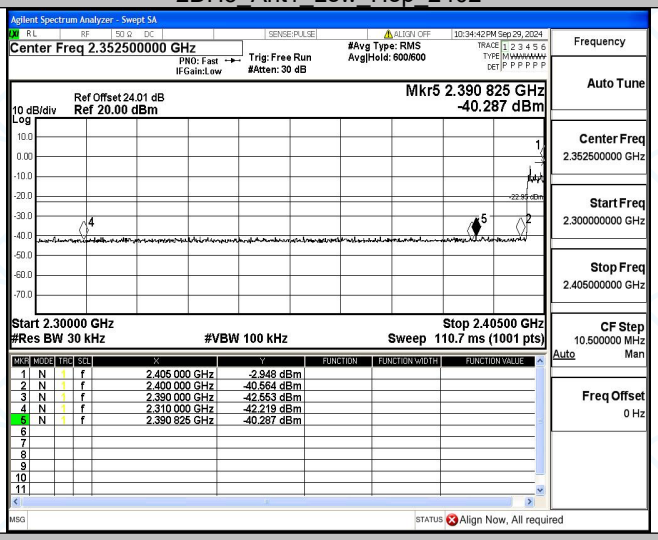

2DH5_Ant1_High_Hop_2480

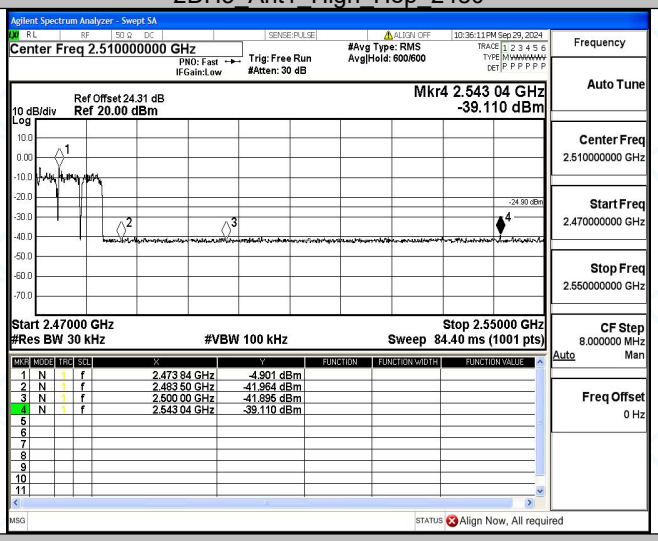

3DH5_Ant1_Low_2402

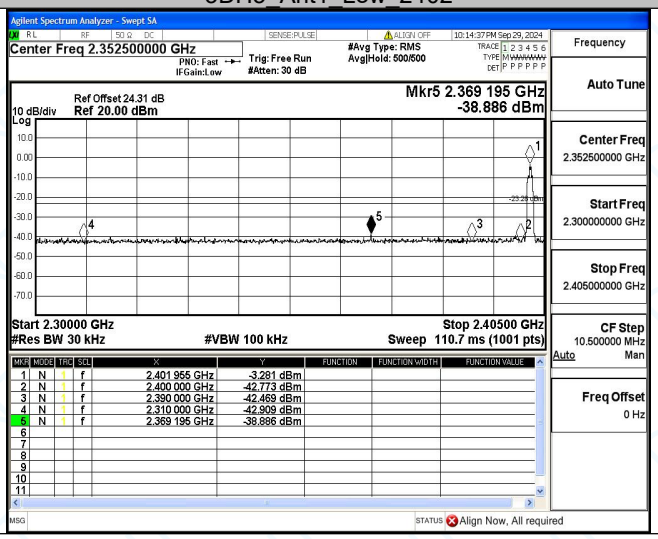

3DH5_Ant1_High_2480

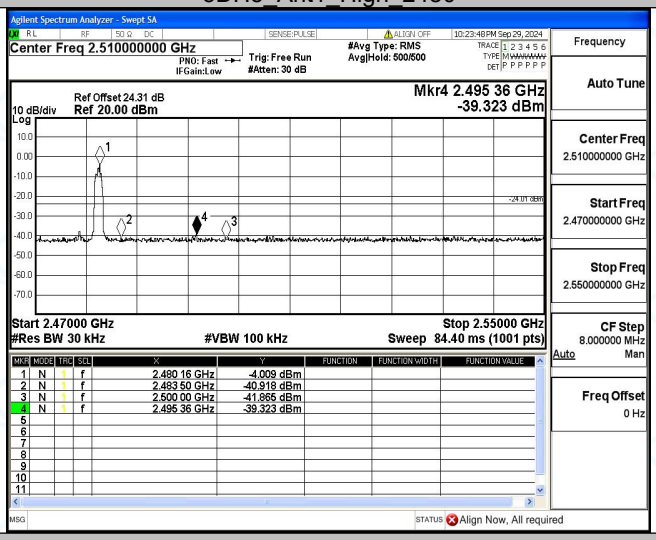

3DH5_Ant1_Low_Hop_2402

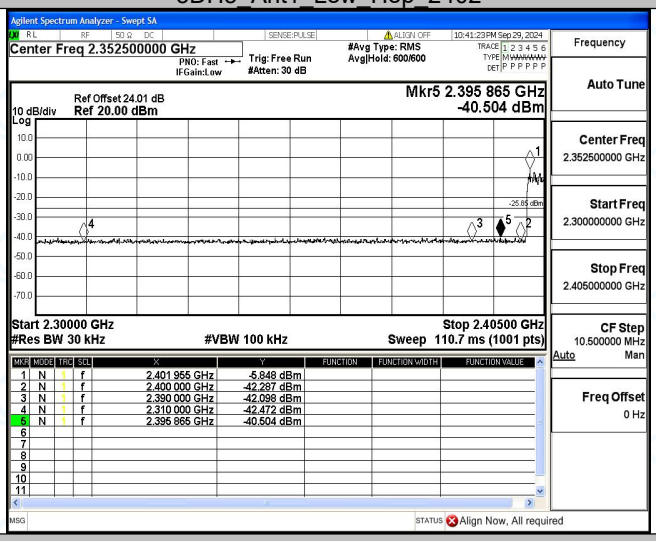

3DH5_Ant1_High_Hop_2480

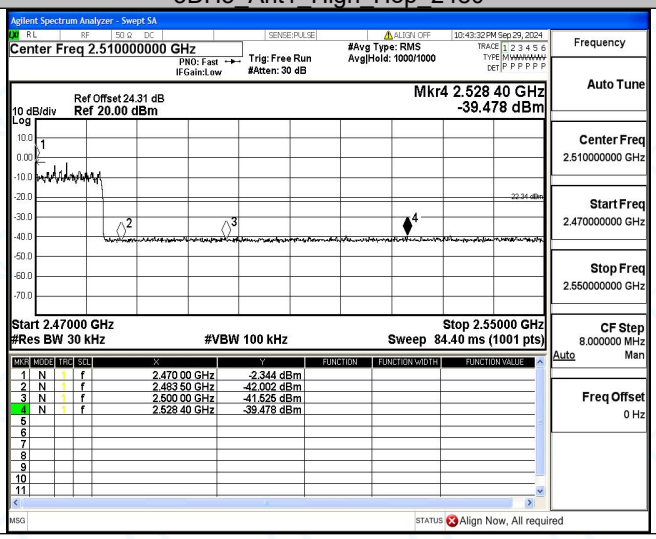

Appendix F: Conducted Spurious Emission

Test Result

Test Mode	Antenna	Freq(MHz)	Freq Range [MHz]	Ref Level [dBm]	Result [dBm]	Limit [dBm]	Verdict
DH5	Ant1	2402	Reference	0.61	0.61	---	PASS
			30~1000	0.61	-48.16	≤-19.39	PASS
			1000~26500	0.61	-37.81	≤-19.39	PASS
		2441	Reference	-0.81	-0.81	---	PASS
			30~1000	-0.81	-47.05	≤-20.81	PASS
			1000~26500	-0.81	-37.21	≤-20.81	PASS
		2480	Reference	-0.66	-0.66	---	PASS
			30~1000	-0.66	-47.23	≤-20.66	PASS
			1000~26500	-0.66	-37.2	≤-20.66	PASS
2DH5	Ant1	2402	Reference	-1.48	-1.48	---	PASS
			30~1000	-1.48	-46.67	≤-21.48	PASS
			1000~26500	-1.48	-36.36	≤-21.48	PASS
		2441	Reference	-0.57	-0.57	---	PASS
			30~1000	-0.57	-47.62	≤-20.57	PASS
			1000~26500	-0.57	-37.67	≤-20.57	PASS
		2480	Reference	-0.41	-0.41	---	PASS
			30~1000	-0.41	-46.95	≤-20.41	PASS
			1000~26500	-0.41	-37.72	≤-20.41	PASS
3DH5	Ant1	2402	Reference	-0.88	-0.88	---	PASS
			30~1000	-0.88	-47.55	≤-20.88	PASS
			1000~26500	-0.88	-37.48	≤-20.88	PASS
		2441	Reference	-0.51	-0.51	---	PASS
			30~1000	-0.51	-47.74	≤-20.51	PASS
			1000~26500	-0.51	-37.38	≤-20.51	PASS
		2480	Reference	-0.35	-0.35	---	PASS
			30~1000	-0.35	-47.63	≤-20.35	PASS
			1000~26500	-0.35	-37.09	≤-20.35	PASS

Test Graphs

DH5_Ant1_2402_0~Reference

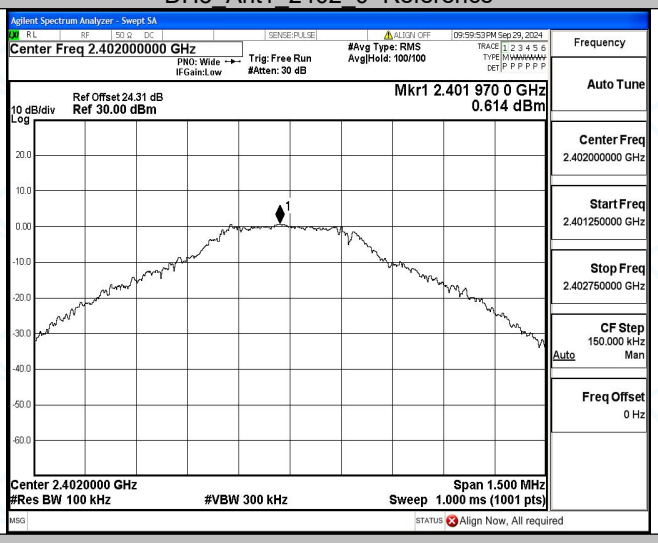

DH5_Ant1_2402_30~1000

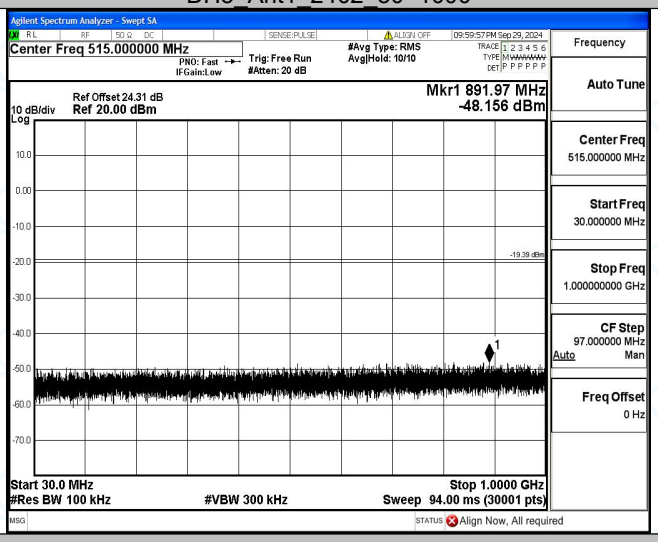

DH5_Ant1_2402_1000~26500

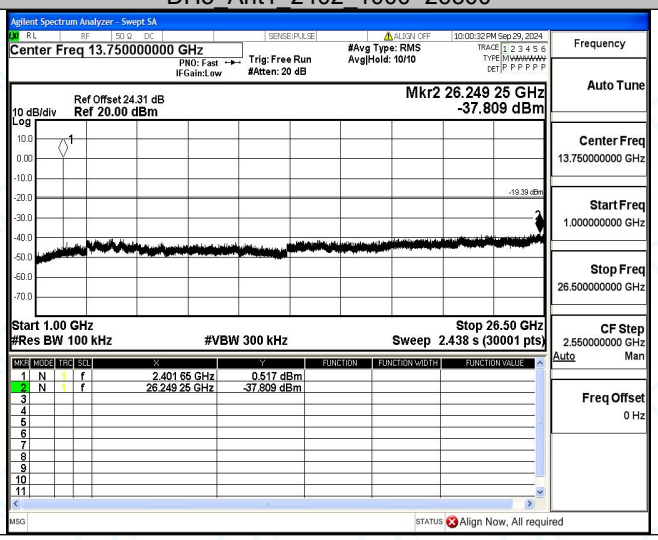

DH5_Ant1_2441_0~Reference

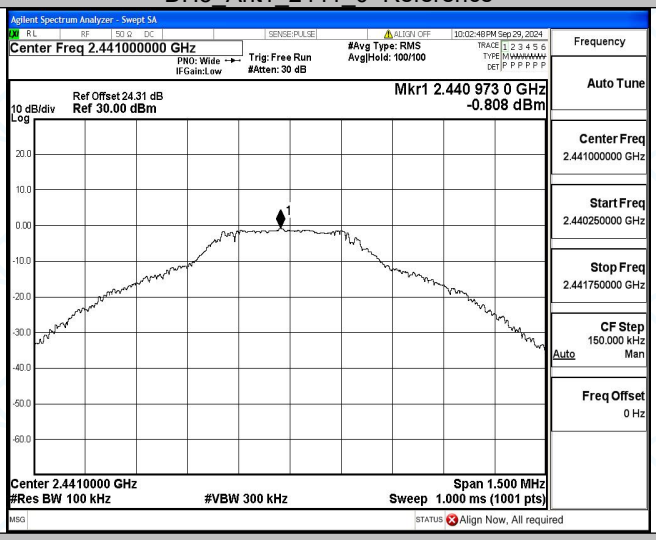

DH5_Ant1_2441_30~1000

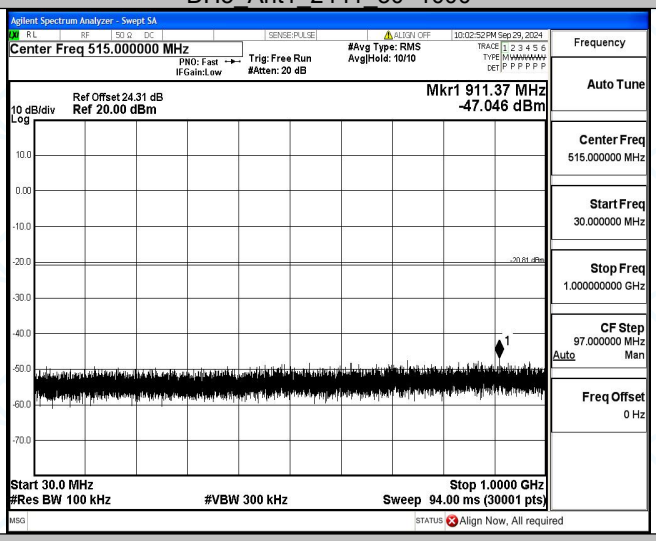
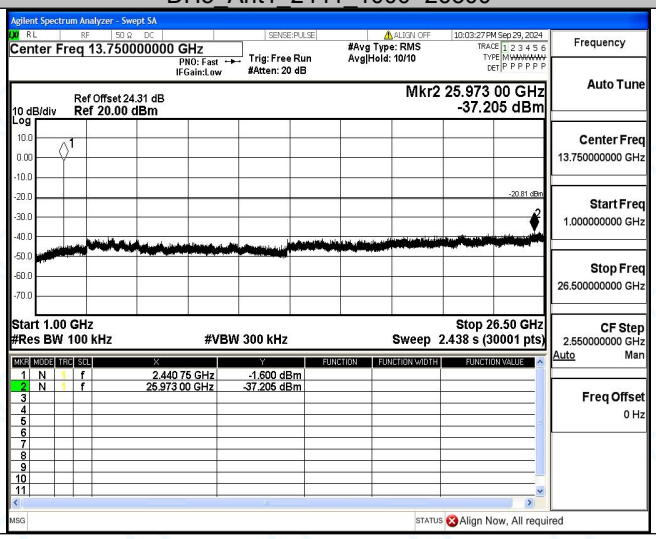
DH5_Ant1_2441_1000~26500