TEST REPORT

Reference No......	:	WTX24X08181877W
Applicant	:	INSTORESCREEN LLC
Address	:	7955 Airport Pulling rd, Suite206 Naples,FL 34109 USA
Manufacturer.....	:	INSTORESCREEN LLC
Address	:	7955 Airport Pulling rd, Suite206 Naples,FL 34109 USA
Product Name	:	InTOUCH07A-AllyW
Model No......	:	InAIO070A
Standards	:	ANSI/ IEEE 149-2021
Date of Receipt sample	:	2024-10-14
Date of Test.....	:	2024-10-14 to 2024-10-15
Date of Issue	:	2024-10-15
Test Report Form No.	:	WTX_IEEE 149
Test Result.....	:	**Pass**

Remarks:
The results shown in this test report refer only to the sample(s) tested, this test report cannot be reproduced, except in full, without prior written permission of the company. The report would be invalid without specific stamp of test institute and the signatures of approver.

Prepared By:
Waltek Testing Group (Shenzhen) Co., Ltd.
Address: 1/F., Room 101, Building 1, Hongwei Industrial Park, Liuxian 2nd Road,
Block 70 Bao'an District, Shenzhen, Guangdong, China
Tel.: +86-755-33663308 Fax.: +86-755-33663309 Email: sem@waltek.com.cn

Tested by:

Mike Shi

Approved by:

Jason Su

TABLE OF CONTENTS

1.GENERAL INFORMATION **4**
1.1 PRODUCT DESCRIPTION FOR EQUIPMENT UNDER TEST (EUT) 4
2. SUMMARY OF TEST RESULTS **5**
3. ANTENNA TEST CONFIGURATIONS **6**
3.1 TEST LOCATION 6
3.1 TEST ENVIRONMENTS 6
3.2 TEST EQUIPMENT LIST 6
3.3 MEASUREMENT UNCERTAINTY 6
3.4 TEST SETUP 6
4. ANTENNA TEST RESULT **7**
4.1 GAIN AND EFFICIENCY 7
4.2 RADIATION PATTERN 2D VIEW 8
4.3 RADIATION PATTERN 3D VIEW 9
EXHIBIT 1 - EUT PHOTOGRAPHS **11**
EXHIBIT 2 - TEST SETUP PHOTOGRAPHS **12**

Report version

Version No.	Date of issue	Description
Rev.00	2024-10-15	Original
/	/	/

1.GENERAL INFORMATION

1.1 Product Description for Equipment Under Test (EUT)

General Description of EUT	
Product Name:	InTOUCH07A-AllyW
Trade Name:	/
Model No.:	InAIO070A
Adding Model(s):	/
Note: The test data is gathered from a production sample, provided by the manufacturer.	

Technical Characteristics of EUT	
Frequency Range:	2400-2500MHz 5150-5850MHz
Gain of Antenna:	0.97dBi (Max.)
Type of Antenna:	FPC antenna
Size:	/

Dimension:

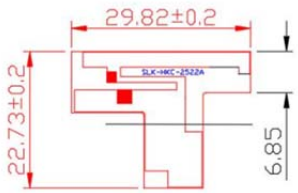

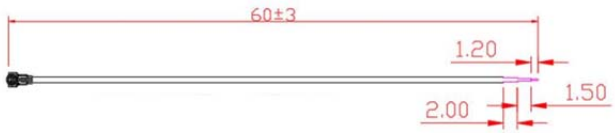

2. SUMMARY OF TEST RESULTS

Standards	Description of Test Item	Result
ANSI/ IEEE 149-2021	IEEE Recommended Practice for Antenna Measurements	Compliant

N/A: not applicable

3. Antenna Test Configurations

3.1 Test Location

Name:	Shenzhen Morlab Communications Technology Co.,Ltd.
Address:	FL.1-3, Building A, FeiYang Science Park, No.8 LongChang Road, Block67, BaoAn District, ShenZhen, GuangDong Province, P.R. China

3.1 Test Environments

Environments Parameter	Temperature	Voltage	Humidit
NTNV	25° C	--	50%

3.2 Test Equipment List

Description	Manufacturer	Model	Serial Number	Cal. Date	Due. Date
Network Analyzer	Agilent	E5071C	MY46110140	2024-05-30	2025-05-29
OTA Chamber	ETS	AMS-8923-150	TJ2235-Q1793	2022-11-30	2025-11-29
Antenna Measurement System	ETS	EMQuest EMQ-100 V1.13 Build 21267	1685	N/A	N/A

3.3 Measurement Uncertainty

The uncertainty is calculated using the methods suggested in the“Guide to the Expression of Uncertainty in Measurement" (GUM) published by ISO. When the test result is a critical value,we will use the measurement uncertainty give the judgment result based on the 95%Confidence intervals.

3.4 Test Setup

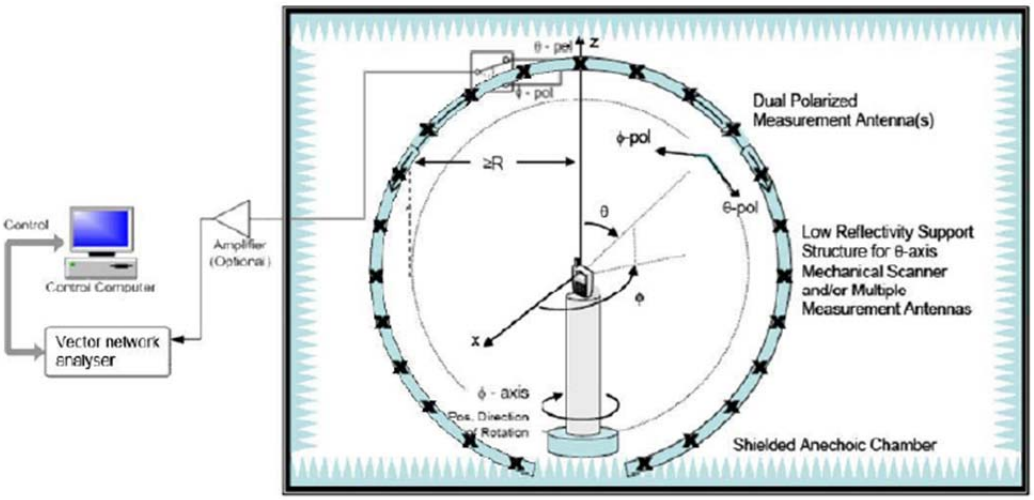

4. Antenna Test Result

4.1 Gain and Efficiency

Frequency (MHz)	Efficiency (%)	Gain (dBi)
2400	20.26	-0.76
2410	20.69	-0.62
2420	20.56	-0.55
2430	20.99	-0.32
2440	22.03	-0.05
2450	23.14	0.14
2460	24.47	0.29
2470	25.01	0.35
2480	26.09	0.58
2490	26.80	0.74
2500	28.17	0.97
5150	31.53	-0.85
5200	31.80	-1.14
5250	33.10	-0.68
5300	30.99	-0.83
5350	31.59	-0.67
5400	29.22	-0.91
5450	27.01	-1.32
5500	27.91	-1.15
5550	25.87	-1.40
5600	25.68	-1.66
5650	24.40	-1.81
5700	25.65	-1.56
5750	25.00	-1.78
5800	24.86	-1.85
5850	25.01	-1.60

4.2 Radiation Pattern 2D View

PHI=0

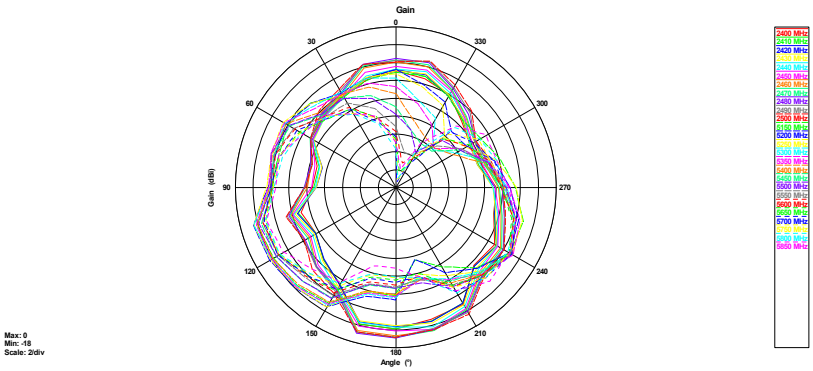

PHI=90

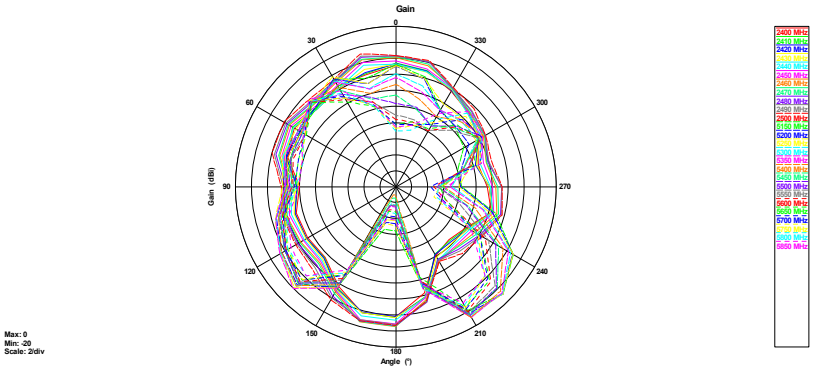

THETA=90

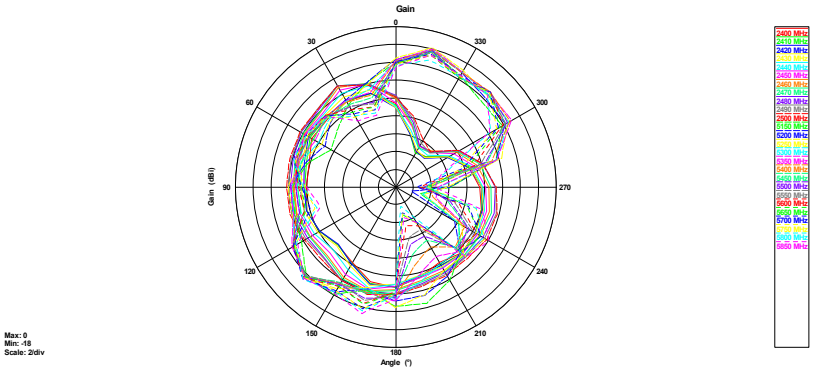

4.3 Radiation Pattern 3D View

2400MHz

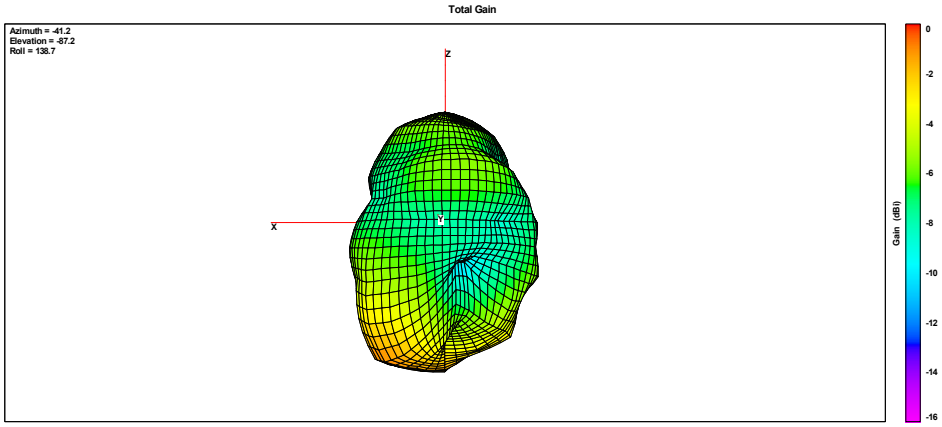

2450MHz

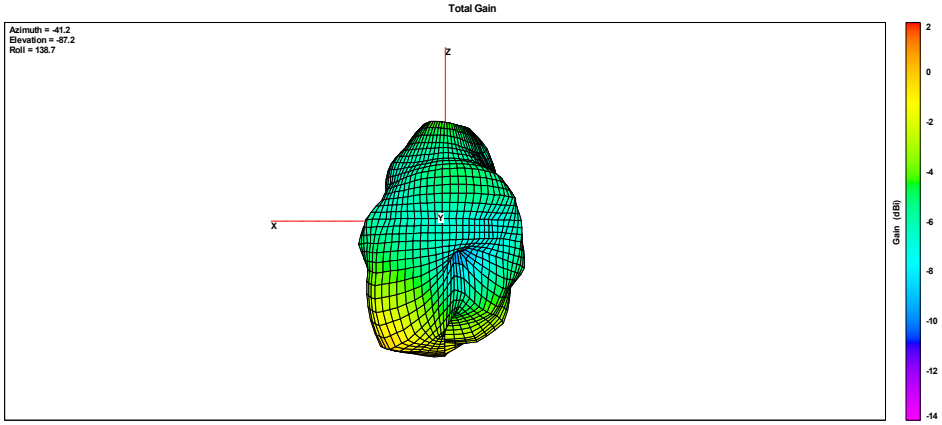

2500MHz

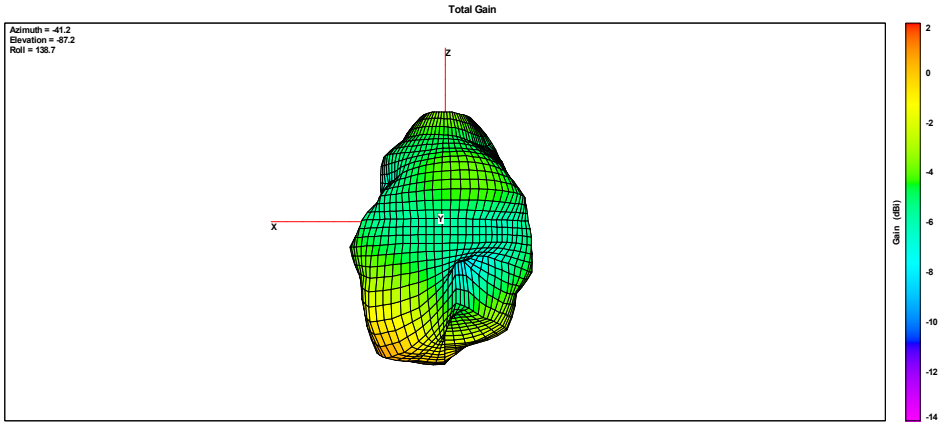

5150MHz

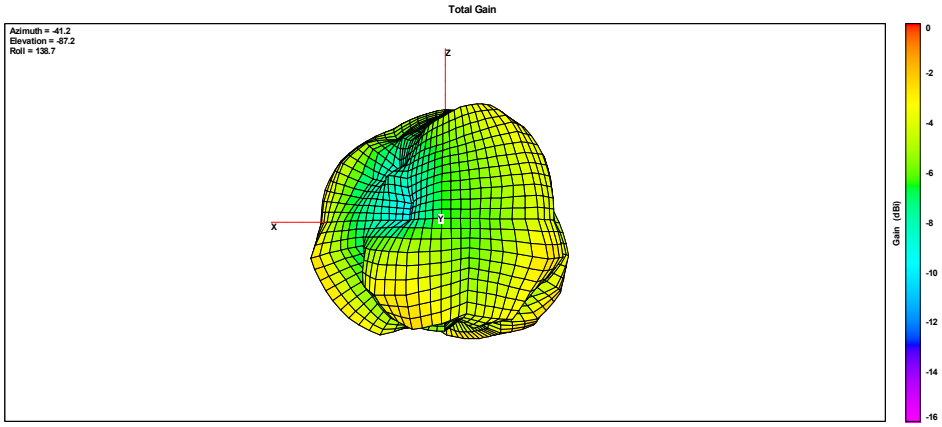

5500MHz

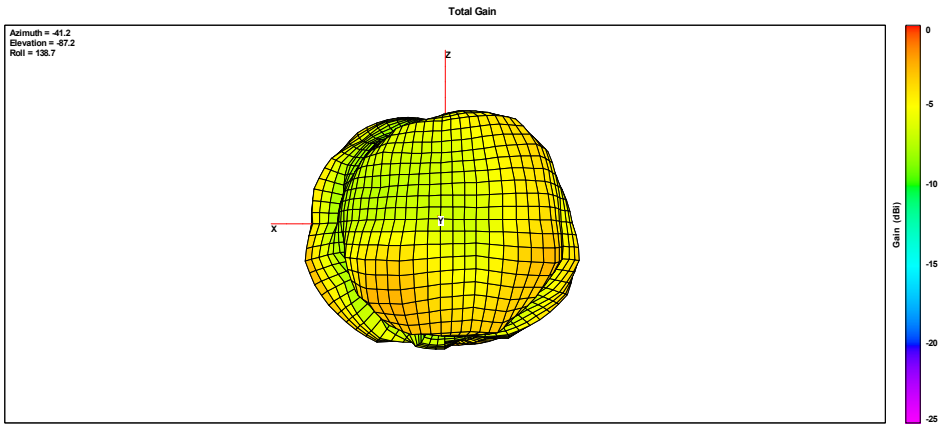

5850MHz

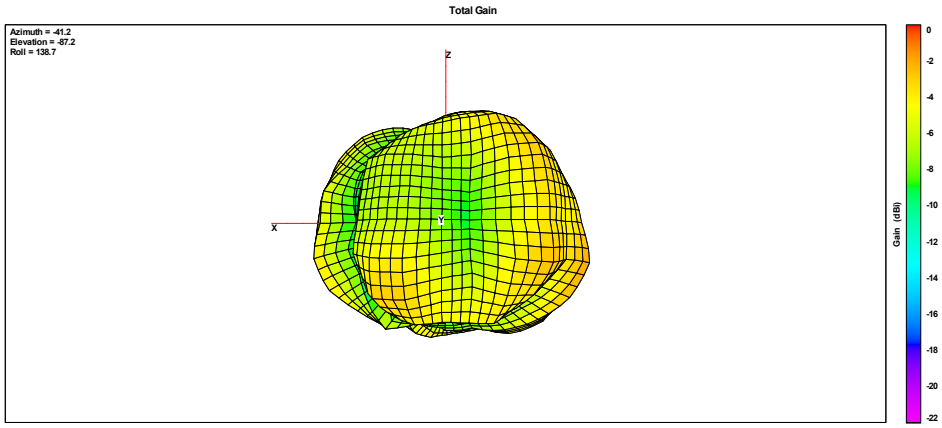

.

EXHIBIT 1 - EUT PHOTOGRAPHS

EUT View 1



EXHIBIT 2 - TEST SETUP PHOTOGRAPHS

OTA Test View 1:



OTA Test View 2:



******* END OF REPORT *******