RF TEST REPORT

Test Report No……..:	RF240311020-01-003
Product(s) Name……...:	SOM
Model(s)……..:	SOM7981
Trade Mark……....:	N/A
Applicant……..…:	OpenEmbed M&C
Address……..…...:	Room 408, Bldg 3, Minle industry park, Meiban Blvd, LongHua District, Shenzhen, Guangdong
Receipt Date……..:	2024.04.26
Test Date……....:	2024.04.27~2024.07.17
Issued Date……..…:	2024.07.30
Standards……..:	ETSI EN 300 440 V2.1.1 (2017-03)
Testing Laboratory……:	Shenzhen Haiyun Standard Technical Co., Ltd.

Prepared By:	Checked By:	Approved By:	
Jason Huang	Tim Zhang	Misue Su	
Jason huang	Tim.zhang	Misue Su	

Table of Contents

History of this test report 4

1. General Information 5

1.1 Applicant 5
1.2 Manufacturer 5
1.3 Factory 5
1.4 Basic Description of Equipment Under Test 5
1.5 Channel list 5

2. Summary of Test Results 6

2.1 Summary of Test Items 6
2.2 Application of Harmonized Standard 6
2.3 Test Instruments 7
2.4 Test Condition 8
2.5 Measurement Uncertainty 9
2.6 Test Location 10
2.7 Deviation from Standards 10
2.8 Abnormalities from Standard Conditions 10

3. Test Procedure And Results 11

3.1 Equivalent isotropically radiated power (e.i.r.p.) 11
3.1.1 Limit 11
3.1.2 Test Procedure 11
3.1.3 Test Setup 12
3.1.4 Test Result 13
3.2 Permitted range of operating frequencies 23
3.2.1 Limit 23
3.2.2 Test Procedure 23
3.2.3 Test Setup 23
3.2.4 Test Result 24
3.3 Unwanted emissions in the spurious domain & Spurious radiations 32
3.3.1 Limit 32
3.3.2 Test Procedure 32

3.3.3 Test Setup 32
3.3.4 Test Result 33
3.4 Adjacent channel selectivity 70
3.4.1 Limit 70
3.4.2 Test Procedure 70
3.4.3 Test Setup 71
3.4.4 Test Result (worst case) 71
3.5 Blocking or desensitization 72
3.5.1 Limit 72
3.5.2 Test Procedure 72
3.5.3 Test Setup 73
3.5.4 Test Result (worst case for 802.11a) 73

4. Photographs of EUT 74

5. Photographs of Radiated Test Set-up 75

History of this test report

Original Report Issue Date: 2024.07.30

● No additional attachment

○ Additional attachments were issued following record

Attachment No.	Issue Date	Description

1. General Information

1.1 Applicant

OpenEmbed M&C

Room 408, Bldg 3, Minle industry park, Meiban Blvd, LongHua District, Shenzhen, Guangdong

1.2 Manufacturer

OpenEmbed M&C

Room 408, Bldg 3, Minle industry park, Meiban Blvd, LongHua District, Shenzhen, Guangdong

1.3 Factory

Dongguan Yue Shun electronic technology Co., LTD

No. 19 Junpeng Road, Shitanpu Community, Tangxia Town, Dongguan City

1.4 Basic Description of Equipment Under Test

Product No.	POC240311020-S001	
Equipment Name	SOM	
Model Number	SOM7981	
Trade Mark	N/A	
Power Supply	DC 12V From Adapter	
Operate temperature	-20℃~60℃	
EUT Stage	○ Product Unit	● Final-Sample
Operation Frequency	5725 MHz~5875 MHz	
Product Type	For IEEE 802.11a: WLAN(SISO) For IEEE 802.11n/ac/ax: WLAN(MIMO)	
Nominal Bandwidth	20MHz / 40MHz / 80MHz	
Modulation	OFDM	
Antenna gain	Ant1: 5.16 dBi, Ant2: 5.16 dBi, Ant2: 5.16 dBi	
Antenna type	External Antenna	
Data Rate (Mbps)	IEEE 11a mode : 6/9/12/18/24/36/48/54 IEEE 11n mode : up to 450 IEEE 11ac mode : up to 1560 IEEE 11ax mode : up to 3603	

1.5 Channel list

Channel Information			
Frequency Range (MHz)	IEEE Std. 802.11	Ch. Frequency (MHz)	Channel Number
5725-5875	802.11a/n/ac/ax (20MHz)	5745-5825	149-165
	802.11n/ac/ax (40MHz)	5755-5795	151-159
	802.11ac/ax (80MHz)	5775	155

2. Summary of Test Results

2.1 Summary of Test Items

Test item	Test require	Results
Equivalent isotropically radiated power (e.i.r.p.)	Sub-clause 4.2.2	Pass
Permitted range of operating frequencies	Sub-clause 4.2.3	Pass
Unwanted emissions in the spurious domain	Sub-clause 4.2.4	Pass
Duty cycle	Sub-clause 4.2.5	N/A Note 1
Additional requirements for FHSS equipment	Sub-clause 4.2.6	N/A Note 2
Adjacent channel selectivity	Sub-clause 4.3.3	Pass
Blocking or desensitization	Sub-clause 4.3.4	Pass
Spurious radiations	Sub-clause 4.3.5	Pass

Note: N/A is an abbreviation for Not Applicable and means this test item is not applicable for this device according to the technology characteristic of device.
Note (1): Not applicable, This requirement applies to RFID transmitters operating in 2446 MHz to 2454 MHz only.
Note (2): Not applicable, since the test applies to FHSS Device only

2.2 Application of Harmonized Standard

No.	Reference Standards	Standards Title
1	ETSI EN 300 440 V2.1.1 (2017-03)	Short Range Devices (SRD); Radio equipment to be used in the 1 GHz to 40 GHz frequency range; Harmonised Standard for access to radio spectrum

2.3 Test Instruments

No.	Equipment	Manufacturer	Type No.	Serial No.	Inventory No.	Cal. date (yyyy/mm/dd)	Cal. Due date (yyyy/mm/dd)
Radiated Emissions							
1	Test receiver	Rohde&Schwarz	ESU	100184	JLE011	2024/4/24	2025/4/23
2	Horn Antenna	SCHWARZBECK	BBHA 9120 D	9120D-1273	JLE028	2024/4/20	2025/4/19
3	Low frequency amplifier	Unknown	LNA 0920N	2014	JLE023	2024/4/24	2025/4/23
4	High frequency amplifier	Schwarzbeck	BBV 9718	284	JLE024	2024/4/24	2025/4/23
5	Log periodic antenna	Schwarzbeck	VULB 9168	1151	JLE012	2024/4/20	2025/4/19
6	Temp&Humidity Recorder	Meideshi	JR900	/	JLE021	2024/4/24	2025/4/23
7	RF cable(966 chamber)9kHz-1GHz	Unknown	Unknown	Unknown	/	2024/4/24	2025/4/23
8	RF cable(966 chamber)1GHz-18GHz	Unknown	Unknown	Unknown	/	2024/4/24	2025/4/23
9	Test software	Farad Technology Co., Ltd	EZ-EMC Ver.TW-03A2				
RF Conducted Emissions							
1	MXA Signal Analyzer	Keysight	N9021B	MY60080169	JLE050	2024/4/20	2025/4/19
2	RF Control Unit	dsusoft	JS0806-2	21G8060449	JLE053	2024/4/20	2025/4/19
3	power supply unit	dsusoft	JS0806-4ADC	N/A	JLE055	2024/4/20	2025/4/19
4	VXG Signal Generator	Keysight	M9384B	MY61270787	JLE051	2024/4/20	2025/4/19
5	EXG Analog Signal Generator	Keysight	N5173B	MY59101282	JLE052	2024/4/20	2025/4/19
6	Wideband Radio Communication Tester	Rohde&Schwarz	CMW500	1201.0002K50-116064-Dt	JLE054	2024/4/20	2025/4/19
7	Test software	dsusoft	JS1120-3 Ver.3.2.22.0				

2.4 Test Condition

Normal Condition	Temperature	15 °C to 35 °C	
	Relative humidity	20 % to 75 %.	
	Voltage	☐Mains voltage	Nominal mains voltage
		☐Lead-acid battery	1.1 * the nominal voltage of the battery
		☒Other	The normal test voltage shall be that declared by the equipment provider
Extreme Condition	Temperature	☒ The temperature range as declared by the manufacturer	
		☐ Temperature category I (General): -20 °C to +55 °C	
		☐ Temperature category II (Portable): -10 °C to +55 °C	
		☐ Temperature category III (Equipment for normal indoor use): 5 °C to +35 °C	
	Voltage	☐Mains voltage	±10 %* the nominal mains voltage
		☐Lead-acid battery	1,3 and 0,9 multiplied by the nominal voltage of the battery
		☐Leclanché or the lithium battery	Lower extreme voltage: 0.85*the nominal voltage upper extreme voltage: The nominal voltage
		☐Nickel-cadmium battery	Lower extreme voltage: 0.9*the nominal voltage upper extreme voltage: The nominal voltage
		☒Other	The normal test voltage shall be that declared by the equipment provider

Test Environment Parameter	100.9~101.3kPa	
Test Relative Humidity	47%~54%	
Value	Temperature(℃)	Voltage DC(V)
NTNV	25	12
LTLV	-20	10.8
LTHV	-20	13.2
HTLV	60	10.8
HTHV	60	13.2

Remark:

1) The EUT just work in such extreme temperature of -20~60℃.
2) NT: Normal Temperature
   NV: Normal Voltage
   LT: Low Extreme Test Temperature
   HT: High Extreme Test Temperature
   LV: Low Extreme Test Voltage
   HV: High Extreme Test Voltage

2.5 Measurement Uncertainty

Where relevant, the following measurement uncertainty levels have been estimated for tests performed on the EUT.
This uncertainty represents an expanded uncertainty expressed at approximately the 95% confidence level using a coverage factor of k=2.

Uncertainty	
Parameter	Uncertainty
Occupied Channel Bandwidth	±102kHz
RF power conducted	±0.377dB
Power Spectral Density	±0.743dB
Conducted Spurious Emission	±1.328dB
Conducted emission(9kHz~30MHz) AC main	±2.68dB
Radiated emission(9kHz~30MHz)	±2.74dB
Radiated emission (30MHz~1GHz)	±4.22dB
Radiated emission (1GHz~18GHz)	±5.06dB
Radiated emission (18GHz~40GHz)	±4.98dB

2.6 Test Location

Company:	Shenzhen Haiyun Standard Technical CO., Ltd.
Address:	Room 110, 111, 112, 113, 115, 116, Block B, Jinyuan Business Building, No. 302, Xixiang Avenue, Labor Community, Xixiang Street, Baoan District, Shenzhen, China
CNAS Registration Number:	CNAS L18252
CAB identifier:	CN0145
A2LA Certificate Number:	6823.01
Telephone:	0755-26024411

2.7 Deviation from Standards

None

2.8 Abnormalities from Standard Conditions

None

3. Test Procedure And Results

3.1 Equivalent isotropically radiated power (e.i.r.p.)

3.1.1 Limit

The transmitter maximum e.i.r.p. under normal and extreme test conditions is provided in table 2

Table 2: Maximum radiated power (e.i.r.p.)

Entry	Frequency Bands	Power	Application	Notes
1	2 400 MHz to 2 483,5 MHz	10 mW e.i.r.p.	Non-specific short range devices	
2	2 400 MHz to 2 483,5 MHz	25 mW e.i.r.p.	Radiodetermination devices	
3	(a) 2 446 MHz to 2 454 MHz	500 mW e.i.r.p.	Radio Frequency Identification (RFID) devices	See also table 4 and Annex G
4	(b) 2 446 MHz to 2 454 MHz	4 W e.i.r.p.	Radio Frequency Identification (RFID) devices	See also table 4 and Annex G
5	5 725 MHz to 5 875 MHz	25 mW e.i.r.p.	Non-specific short range devices	
6	9 200 MHz to 9 500 MHz	25 mW e.i.r.p.	Radiodetermination devices	
7	9 500 MHz to 9 975 MHz	25 mW e.i.r.p.	Radiodetermination devices	
8	10,5 GHz to 10,6 GHz	500 mW e.i.r.p.	Radiodetermination devices	
9	13,4 GHz to 14,0 GHz	25 mW e.i.r.p.	Radiodetermination devices	
10	17,1 GHz to 17,3 GHz	400 mW e.i.r.p.	Radiodetermination devices	See Annex H
11	24,00 GHz to 24,25 GHz	100 mW e.i.r.p.	Non-specific short range devices and radiodetermination devices	
NOTE:	The spectrum ranges in some entries are not harmonised throughout all EU territory, specifically entries 4, 9, and 11 have been identified as such. Implementers are cautioned to refer to CEPT/ERC Recommendation 70-03 [i.2] as well as current National Radio plans to verify acceptance within intended regions of use.			

3.1.2 Test Procedure

Please refer to ETSI EN 300 440 Sub-clause 4.2.2.3 for the measurement method.

3.1.3 Test Setup

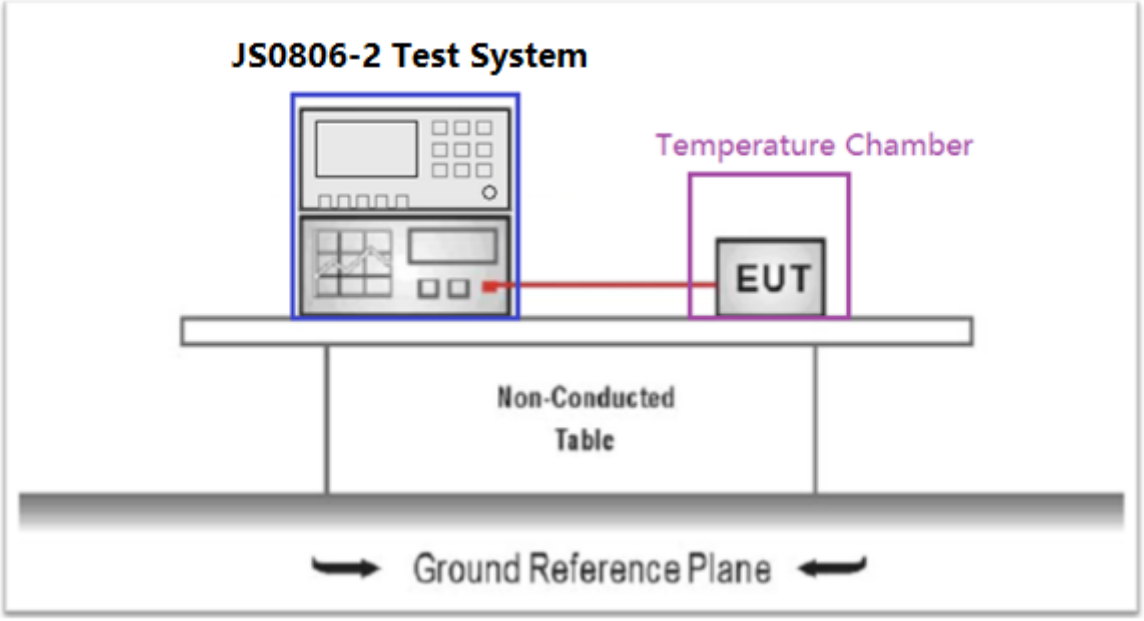

3.1.4 Test Result

TestCondition	Test Mode	Antenna	Frequency [MHz]	EIRP [dBm]	EIRP Limit [dBm]	Verdict
NTNV	11A	Ant1	5745	11.90	13.98	PASS
	11A	Ant2	5745	12.01	13.98	PASS
	11A	Ant3	5745	13.63	13.98	PASS
	11A	Ant1	5785	11.71	13.98	PASS
	11A	Ant2	5785	11.95	13.98	PASS
	11A	Ant3	5785	**13.80**	13.98	PASS
	11A	Ant1	5825	11.22	13.98	PASS
	11A	Ant2	5825	11.52	13.98	PASS
	11A	Ant3	5825	12.99	13.98	PASS
	11N20MIMO	Ant1	5745	7.36	13.98	PASS
	11N20MIMO	Ant2	5745	7.47	13.98	PASS
	11N20MIMO	Ant3	5745	9.93	13.98	PASS
	11N20MIMO	total	5745	13.20	13.98	PASS
	11N20MIMO	Ant1	5785	7.68	13.98	PASS
	11N20MIMO	Ant2	5785	8.15	13.98	PASS
	11N20MIMO	Ant3	5785	9.88	13.98	PASS
	11N20MIMO	total	5785	13.45	13.98	PASS
	11N20MIMO	Ant1	5825	7.93	13.98	PASS
	11N20MIMO	Ant2	5825	8.34	13.98	PASS
	11N20MIMO	Ant3	5825	9.92	13.98	PASS
	11N20MIMO	total	5825	13.59	13.98	PASS
	11N40MIMO	Ant1	5755	7.79	13.98	PASS
	11N40MIMO	Ant2	5755	7.86	13.98	PASS
	11N40MIMO	Ant3	5755	10.23	13.98	PASS
	11N40MIMO	total	5755	13.55	13.98	PASS
	11N40MIMO	Ant1	5795	8.39	13.98	PASS
	11N40MIMO	Ant2	5795	8.39	13.98	PASS
	11N40MIMO	Ant3	5795	9.71	13.98	PASS
	11N40MIMO	total	5795	13.65	13.98	PASS
	11AC20MIMO	Ant1	5745	7.36	13.98	PASS
	11AC20MIMO	Ant2	5745	7.59	13.98	PASS
	11AC20MIMO	Ant3	5745	9.88	13.98	PASS
	11AC20MIMO	total	5745	13.20	13.98	PASS
	11AC20MIMO	Ant1	5785	7.72	13.98	PASS
	11AC20MIMO	Ant2	5785	8.15	13.98	PASS
	11AC20MIMO	Ant3	5785	10.12	13.98	PASS

	11AC20MIMO	total	5785	13.57	13.98	PASS
	11AC20MIMO	Ant1	5825	6.99	13.98	PASS
	11AC20MIMO	Ant2	5825	7.66	13.98	PASS
	11AC20MIMO	Ant3	5825	9.07	13.98	PASS
	11AC20MIMO	total	5825	12.77	13.98	PASS
	11AC40MIMO	Ant1	5755	7.63	13.98	PASS
	11AC40MIMO	Ant2	5755	8.02	13.98	PASS
	11AC40MIMO	Ant3	5755	10.02	13.98	PASS
	11AC40MIMO	total	5755	13.46	13.98	PASS
	11AC40MIMO	Ant1	5795	7.92	13.98	PASS
	11AC40MIMO	Ant2	5795	8.32	13.98	PASS
	11AC40MIMO	Ant3	5795	9.87	13.98	PASS
	11AC40MIMO	total	5795	13.56	13.98	PASS
	11AC80MIMO	Ant1	5775	7.53	13.98	PASS
	11AC80MIMO	Ant2	5775	7.81	13.98	PASS
	11AC80MIMO	Ant3	5775	9.56	13.98	PASS
	11AC80MIMO	total	5775	13.17	13.98	PASS
	11AX20MIMO	Ant1	5745	6.95	13.98	PASS
	11AX20MIMO	Ant2	5745	7.74	13.98	PASS
	11AX20MIMO	Ant3	5745	9.98	13.98	PASS
	11AX20MIMO	total	5745	13.19	13.98	PASS
	11AX20MIMO	Ant1	5785	7.87	13.98	PASS
	11AX20MIMO	Ant2	5785	8.71	13.98	PASS
	11AX20MIMO	Ant3	5785	10.10	13.98	PASS
	11AX20MIMO	total	5785	13.76	13.98	PASS
	11AX20MIMO	Ant1	5825	7.17	13.98	PASS
	11AX20MIMO	Ant2	5825	7.82	13.98	PASS
	11AX20MIMO	Ant3	5825	9.29	13.98	PASS
	11AX20MIMO	total	5825	12.96	13.98	PASS
	11AX40MIMO	Ant1	5755	7.91	13.98	PASS
	11AX40MIMO	Ant2	5755	7.96	13.98	PASS
	11AX40MIMO	Ant3	5755	10.23	13.98	PASS
	11AX40MIMO	total	5755	13.61	13.98	PASS
	11AX40MIMO	Ant1	5795	8.11	13.98	PASS
	11AX40MIMO	Ant2	5795	8.46	13.98	PASS
	11AX40MIMO	Ant3	5795	10.03	13.98	PASS
	11AX40MIMO	total	5795	13.72	13.98	PASS
	11AX80MIMO	Ant1	5775	7.75	13.98	PASS
	11AX80MIMO	Ant2	5775	8.10	13.98	PASS
	11AX80MIMO	Ant3	5775	9.89	13.98	PASS
	11AX80MIMO	total	5775	13.46	13.98	PASS
HTHV	11A	Ant1	5745	11.67	13.98	PASS

	11A	Ant2	5745	11.99	13.98	PASS
	11A	Ant3	5745	13.58	13.98	PASS
	11A	Ant1	5785	11.71	13.98	PASS
	11A	Ant2	5785	11.88	13.98	PASS
	11A	Ant3	5785	13.56	13.98	PASS
	11A	Ant1	5825	11.18	13.98	PASS
	11A	Ant2	5825	11.30	13.98	PASS
	11A	Ant3	5825	12.97	13.98	PASS
	11N20MIMO	Ant1	5745	7.34	13.98	PASS
	11N20MIMO	Ant2	5745	7.35	13.98	PASS
	11N20MIMO	Ant3	5745	9.92	13.98	PASS
	11N20MIMO	total	5745	13.15	13.98	PASS
	11N20MIMO	Ant1	5785	7.50	13.98	PASS
	11N20MIMO	Ant2	5785	8.09	13.98	PASS
	11N20MIMO	Ant3	5785	9.66	13.98	PASS
	11N20MIMO	total	5785	13.28	13.98	PASS
	11N20MIMO	Ant1	5825	7.81	13.98	PASS
	11N20MIMO	Ant2	5825	8.27	13.98	PASS
	11N20MIMO	Ant3	5825	9.83	13.98	PASS
	11N20MIMO	total	5825	13.50	13.98	PASS
	11N40MIMO	Ant1	5755	7.72	13.98	PASS
	11N40MIMO	Ant2	5755	7.83	13.98	PASS
	11N40MIMO	Ant3	5755	10.22	13.98	PASS
	11N40MIMO	total	5755	13.52	13.98	PASS
	11N40MIMO	Ant1	5795	8.22	13.98	PASS
	11N40MIMO	Ant2	5795	8.33	13.98	PASS
	11N40MIMO	Ant3	5795	9.51	13.98	PASS
	11N40MIMO	total	5795	13.50	13.98	PASS
	11AC20MIMO	Ant1	5745	7.25	13.98	PASS
	11AC20MIMO	Ant2	5745	7.39	13.98	PASS
	11AC20MIMO	Ant3	5745	9.73	13.98	PASS
	11AC20MIMO	total	5745	13.05	13.98	PASS
	11AC20MIMO	Ant1	5785	7.66	13.98	PASS
	11AC20MIMO	Ant2	5785	8.14	13.98	PASS
	11AC20MIMO	Ant3	5785	10.03	13.98	PASS
	11AC20MIMO	total	5785	13.51	13.98	PASS
	11AC20MIMO	Ant1	5825	6.93	13.98	PASS
	11AC20MIMO	Ant2	5825	7.63	13.98	PASS
	11AC20MIMO	Ant3	5825	9.03	13.98	PASS
	11AC20MIMO	total	5825	12.72	13.98	PASS
	11AC40MIMO	Ant1	5755	7.51	13.98	PASS
	11AC40MIMO	Ant2	5755	7.97	13.98	PASS

	11AC40MIMO	Ant3	5755	9.95	13.98	PASS
	11AC40MIMO	total	5755	13.38	13.98	PASS
	11AC40MIMO	Ant1	5795	7.92	13.98	PASS
	11AC40MIMO	Ant2	5795	8.20	13.98	PASS
	11AC40MIMO	Ant3	5795	9.69	13.98	PASS
	11AC40MIMO	total	5795	13.45	13.98	PASS
	11AC80MIMO	Ant1	5775	7.32	13.98	PASS
	11AC80MIMO	Ant2	5775	7.68	13.98	PASS
	11AC80MIMO	Ant3	5775	9.54	13.98	PASS
	11AC80MIMO	total	5775	13.06	13.98	PASS
	11AX20MIMO	Ant1	5745	6.74	13.98	PASS
	11AX20MIMO	Ant2	5745	7.65	13.98	PASS
	11AX20MIMO	Ant3	5745	9.75	13.98	PASS
	11AX20MIMO	total	5745	13.01	13.98	PASS
	11AX20MIMO	Ant1	5785	7.68	13.98	PASS
	11AX20MIMO	Ant2	5785	8.54	13.98	PASS
	11AX20MIMO	Ant3	5785	9.87	13.98	PASS
	11AX20MIMO	total	5785	13.56	13.98	PASS
	11AX20MIMO	Ant1	5825	7.03	13.98	PASS
	11AX20MIMO	Ant2	5825	7.71	13.98	PASS
	11AX20MIMO	Ant3	5825	9.22	13.98	PASS
	11AX20MIMO	total	5825	12.86	13.98	PASS
	11AX40MIMO	Ant1	5755	7.90	13.98	PASS
	11AX40MIMO	Ant2	5755	7.94	13.98	PASS
	11AX40MIMO	Ant3	5755	10.16	13.98	PASS
	11AX40MIMO	total	5755	13.57	13.98	PASS
	11AX40MIMO	Ant1	5795	8.02	13.98	PASS
	11AX40MIMO	Ant2	5795	8.32	13.98	PASS
	11AX40MIMO	Ant3	5795	9.95	13.98	PASS
	11AX40MIMO	total	5795	13.62	13.98	PASS
	11AX80MIMO	Ant1	5775	7.64	13.98	PASS
	11AX80MIMO	Ant2	5775	8.07	13.98	PASS
	11AX80MIMO	Ant3	5775	9.73	13.98	PASS
	11AX80MIMO	total	5775	13.35	13.98	PASS
HTLV	11A	Ant1	5745	11.81	13.98	PASS
	11A	Ant2	5745	11.80	13.98	PASS
	11A	Ant3	5745	13.53	13.98	PASS
	11A	Ant1	5785	11.50	13.98	PASS
	11A	Ant2	5785	11.89	13.98	PASS
	11A	Ant3	5785	13.74	13.98	PASS
	11A	Ant1	5825	11.17	13.98	PASS
	11A	Ant2	5825	11.36	13.98	PASS

	11A	Ant3	5825	12.88	13.98	PASS
	11N20MIMO	Ant1	5745	7.26	13.98	PASS
	11N20MIMO	Ant2	5745	7.25	13.98	PASS
	11N20MIMO	Ant3	5745	9.83	13.98	PASS
	11N20MIMO	total	5745	13.06	13.98	PASS
	11N20MIMO	Ant1	5785	7.54	13.98	PASS
	11N20MIMO	Ant2	5785	7.91	13.98	PASS
	11N20MIMO	Ant3	5785	9.81	13.98	PASS
	11N20MIMO	total	5785	13.31	13.98	PASS
	11N20MIMO	Ant1	5825	7.77	13.98	PASS
	11N20MIMO	Ant2	5825	8.15	13.98	PASS
	11N20MIMO	Ant3	5825	9.89	13.98	PASS
	11N20MIMO	total	5825	13.48	13.98	PASS
	11N40MIMO	Ant1	5755	7.64	13.98	PASS
	11N40MIMO	Ant2	5755	7.77	13.98	PASS
	11N40MIMO	Ant3	5755	10.14	13.98	PASS
	11N40MIMO	total	5755	13.45	13.98	PASS
	11N40MIMO	Ant1	5795	8.31	13.98	PASS
	11N40MIMO	Ant2	5795	8.24	13.98	PASS
	11N40MIMO	Ant3	5795	9.70	13.98	PASS
	11N40MIMO	total	5795	13.58	13.98	PASS
	11AC20MIMO	Ant1	5745	7.12	13.98	PASS
	11AC20MIMO	Ant2	5745	7.42	13.98	PASS
	11AC20MIMO	Ant3	5745	9.81	13.98	PASS
	11AC20MIMO	total	5745	13.06	13.98	PASS
	11AC20MIMO	Ant1	5785	7.58	13.98	PASS
	11AC20MIMO	Ant2	5785	8.03	13.98	PASS
	11AC20MIMO	Ant3	5785	10.10	13.98	PASS
	11AC20MIMO	total	5785	13.48	13.98	PASS
	11AC20MIMO	Ant1	5825	6.84	13.98	PASS
	11AC20MIMO	Ant2	5825	7.44	13.98	PASS
	11AC20MIMO	Ant3	5825	8.87	13.98	PASS
	11AC20MIMO	total	5825	12.57	13.98	PASS
	11AC40MIMO	Ant1	5755	7.52	13.98	PASS
	11AC40MIMO	Ant2	5755	7.85	13.98	PASS
	11AC40MIMO	Ant3	5755	10.01	13.98	PASS
	11AC40MIMO	total	5755	13.38	13.98	PASS
	11AC40MIMO	Ant1	5795	7.76	13.98	PASS
	11AC40MIMO	Ant2	5795	8.12	13.98	PASS
	11AC40MIMO	Ant3	5795	9.67	13.98	PASS
	11AC40MIMO	total	5795	13.37	13.98	PASS
	11AC80MIMO	Ant1	5775	7.38	13.98	PASS

	11AC80MIMO	Ant2	5775	7.57	13.98	PASS
	11AC80MIMO	Ant3	5775	9.53	13.98	PASS
	11AC80MIMO	total	5775	13.04	13.98	PASS
	11AX20MIMO	Ant1	5745	6.75	13.98	PASS
	11AX20MIMO	Ant2	5745	7.63	13.98	PASS
	11AX20MIMO	Ant3	5745	9.74	13.98	PASS
	11AX20MIMO	total	5745	13.00	13.98	PASS
	11AX20MIMO	Ant1	5785	7.67	13.98	PASS
	11AX20MIMO	Ant2	5785	8.65	13.98	PASS
	11AX20MIMO	Ant3	5785	9.89	13.98	PASS
	11AX20MIMO	total	5785	13.60	13.98	PASS
	11AX20MIMO	Ant1	5825	6.95	13.98	PASS
	11AX20MIMO	Ant2	5825	7.62	13.98	PASS
	11AX20MIMO	Ant3	5825	9.06	13.98	PASS
	11AX20MIMO	total	5825	12.74	13.98	PASS
	11AX40MIMO	Ant1	5755	7.87	13.98	PASS
	11AX40MIMO	Ant2	5755	7.83	13.98	PASS
	11AX40MIMO	Ant3	5755	10.12	13.98	PASS
	11AX40MIMO	total	5755	13.52	13.98	PASS
	11AX40MIMO	Ant1	5795	8.06	13.98	PASS
	11AX40MIMO	Ant2	5795	8.33	13.98	PASS
	11AX40MIMO	Ant3	5795	9.85	13.98	PASS
	11AX40MIMO	total	5795	13.59	13.98	PASS
	11AX80MIMO	Ant1	5775	7.61	13.98	PASS
	11AX80MIMO	Ant2	5775	8.01	13.98	PASS
	11AX80MIMO	Ant3	5775	9.68	13.98	PASS
	11AX80MIMO	total	5775	13.30	13.98	PASS
HTLV	11A	Ant1	5745	11.70	13.98	PASS
	11A	Ant2	5745	11.78	13.98	PASS
	11A	Ant3	5745	13.41	13.98	PASS
	11A	Ant1	5785	11.57	13.98	PASS
	11A	Ant2	5785	11.79	13.98	PASS
	11A	Ant3	5785	13.72	13.98	PASS
	11A	Ant1	5825	10.97	13.98	PASS
	11A	Ant2	5825	11.39	13.98	PASS
	11A	Ant3	5825	12.75	13.98	PASS
	11N20MIMO	Ant1	5745	7.35	13.98	PASS
	11N20MIMO	Ant2	5745	7.37	13.98	PASS
	11N20MIMO	Ant3	5745	9.79	13.98	PASS
	11N20MIMO	total	5745	13.10	13.98	PASS
	11N20MIMO	Ant1	5785	7.45	13.98	PASS
	11N20MIMO	Ant2	5785	7.91	13.98	PASS

	11N20MIMO	Ant3	5785	9.84	13.98	PASS
	11N20MIMO	total	5785	13.30	13.98	PASS
	11N20MIMO	Ant1	5825	7.77	13.98	PASS
	11N20MIMO	Ant2	5825	8.15	13.98	PASS
	11N20MIMO	Ant3	5825	9.69	13.98	PASS
	11N20MIMO	total	5825	13.39	13.98	PASS
	11N40MIMO	Ant1	5755	7.67	13.98	PASS
	11N40MIMO	Ant2	5755	7.81	13.98	PASS
	11N40MIMO	Ant3	5755	10.13	13.98	PASS
	11N40MIMO	total	5755	13.46	13.98	PASS
	11N40MIMO	Ant1	5795	8.26	13.98	PASS
	11N40MIMO	Ant2	5795	8.33	13.98	PASS
	11N40MIMO	Ant3	5795	9.64	13.98	PASS
	11N40MIMO	total	5795	13.56	13.98	PASS
	11AC20MIMO	Ant1	5745	7.28	13.98	PASS
	11AC20MIMO	Ant2	5745	7.39	13.98	PASS
	11AC20MIMO	Ant3	5745	9.73	13.98	PASS
	11AC20MIMO	total	5745	13.06	13.98	PASS
	11AC20MIMO	Ant1	5785	7.60	13.98	PASS
	11AC20MIMO	Ant2	5785	8.04	13.98	PASS
	11AC20MIMO	Ant3	5785	10.05	13.98	PASS
	11AC20MIMO	total	5785	13.47	13.98	PASS
	11AC20MIMO	Ant1	5825	6.87	13.98	PASS
	11AC20MIMO	Ant2	5825	7.41	13.98	PASS
	11AC20MIMO	Ant3	5825	8.84	13.98	PASS
	11AC20MIMO	total	5825	12.56	13.98	PASS
	11AC40MIMO	Ant1	5755	7.44	13.98	PASS
	11AC40MIMO	Ant2	5755	7.84	13.98	PASS
	11AC40MIMO	Ant3	5755	9.97	13.98	PASS
	11AC40MIMO	total	5755	13.34	13.98	PASS
	11AC40MIMO	Ant1	5795	7.79	13.98	PASS
	11AC40MIMO	Ant2	5795	8.09	13.98	PASS
	11AC40MIMO	Ant3	5795	9.86	13.98	PASS
	11AC40MIMO	total	5795	13.45	13.98	PASS
	11AC80MIMO	Ant1	5775	7.52	13.98	PASS
	11AC80MIMO	Ant2	5775	7.62	13.98	PASS
	11AC80MIMO	Ant3	5775	9.36	13.98	PASS
	11AC80MIMO	total	5775	13.02	13.98	PASS
	11AX20MIMO	Ant1	5745	6.90	13.98	PASS
	11AX20MIMO	Ant2	5745	7.58	13.98	PASS
	11AX20MIMO	Ant3	5745	9.96	13.98	PASS
	11AX20MIMO	total	5745	13.12	13.98	PASS

	11AX20MIMO	Ant1	5785	7.74	13.98	PASS
	11AX20MIMO	Ant2	5785	8.51	13.98	PASS
	11AX20MIMO	Ant3	5785	10.04	13.98	PASS
	11AX20MIMO	total	5785	13.65	13.98	PASS
	11AX20MIMO	Ant1	5825	6.93	13.98	PASS
	11AX20MIMO	Ant2	5825	7.82	13.98	PASS
	11AX20MIMO	Ant3	5825	9.09	13.98	PASS
	11AX20MIMO	total	5825	12.81	13.98	PASS
	11AX40MIMO	Ant1	5755	7.90	13.98	PASS
	11AX40MIMO	Ant2	5755	7.90	13.98	PASS
	11AX40MIMO	Ant3	5755	10.04	13.98	PASS
	11AX40MIMO	total	5755	13.51	13.98	PASS
	11AX40MIMO	Ant1	5795	7.97	13.98	PASS
	11AX40MIMO	Ant2	5795	8.25	13.98	PASS
	11AX40MIMO	Ant3	5795	9.84	13.98	PASS
	11AX40MIMO	total	5795	13.54	13.98	PASS
	11AX80MIMO	Ant1	5775	7.52	13.98	PASS
	11AX80MIMO	Ant2	5775	7.91	13.98	PASS
	11AX80MIMO	Ant3	5775	9.83	13.98	PASS
	11AX80MIMO	total	5775	13.31	13.98	PASS
LTLV	11A	Ant1	5745	11.65	13.98	PASS
	11A	Ant2	5745	11.95	13.98	PASS
	11A	Ant3	5745	13.41	13.98	PASS
	11A	Ant1	5785	11.69	13.98	PASS
	11A	Ant2	5785	11.78	13.98	PASS
	11A	Ant3	5785	13.65	13.98	PASS
	11A	Ant1	5825	11.09	13.98	PASS
	11A	Ant2	5825	11.37	13.98	PASS
	11A	Ant3	5825	12.86	13.98	PASS
	11N20MIMO	Ant1	5745	7.17	13.98	PASS
	11N20MIMO	Ant2	5745	7.39	13.98	PASS
	11N20MIMO	Ant3	5745	9.82	13.98	PASS
	11N20MIMO	total	5745	13.07	13.98	PASS
	11N20MIMO	Ant1	5785	7.64	13.98	PASS
	11N20MIMO	Ant2	5785	7.95	13.98	PASS
	11N20MIMO	Ant3	5785	9.66	13.98	PASS
	11N20MIMO	total	5785	13.28	13.98	PASS
	11N20MIMO	Ant1	5825	7.70	13.98	PASS
	11N20MIMO	Ant2	5825	8.15	13.98	PASS
	11N20MIMO	Ant3	5825	9.80	13.98	PASS
	11N20MIMO	total	5825	13.42	13.98	PASS
	11N40MIMO	Ant1	5755	7.70	13.98	PASS

	11N40MIMO	Ant2	5755	7.64	13.98	PASS
	11N40MIMO	Ant3	5755	10.04	13.98	PASS
	11N40MIMO	total	5755	13.38	13.98	PASS
	11N40MIMO	Ant1	5795	8.23	13.98	PASS
	11N40MIMO	Ant2	5795	8.39	13.98	PASS
	11N40MIMO	Ant3	5795	9.61	13.98	PASS
	11N40MIMO	total	5795	13.56	13.98	PASS
	11AC20MIMO	Ant1	5745	7.32	13.98	PASS
	11AC20MIMO	Ant2	5745	7.56	13.98	PASS
	11AC20MIMO	Ant3	5745	9.70	13.98	PASS
	11AC20MIMO	total	5745	13.10	13.98	PASS
	11AC20MIMO	Ant1	5785	7.52	13.98	PASS
	11AC20MIMO	Ant2	5785	7.99	13.98	PASS
	11AC20MIMO	Ant3	5785	10.06	13.98	PASS
	11AC20MIMO	total	5785	13.44	13.98	PASS
	11AC20MIMO	Ant1	5825	6.98	13.98	PASS
	11AC20MIMO	Ant2	5825	7.41	13.98	PASS
	11AC20MIMO	Ant3	5825	8.91	13.98	PASS
	11AC20MIMO	total	5825	12.62	13.98	PASS
	11AC40MIMO	Ant1	5755	7.39	13.98	PASS
	11AC40MIMO	Ant2	5755	7.86	13.98	PASS
	11AC40MIMO	Ant3	5755	9.90	13.98	PASS
	11AC40MIMO	total	5755	13.29	13.98	PASS
	11AC40MIMO	Ant1	5795	7.88	13.98	PASS
	11AC40MIMO	Ant2	5795	8.14	13.98	PASS
	11AC40MIMO	Ant3	5795	9.77	13.98	PASS
	11AC40MIMO	total	5795	13.45	13.98	PASS
	11AC80MIMO	Ant1	5775	7.33	13.98	PASS
	11AC80MIMO	Ant2	5775	7.74	13.98	PASS
	11AC80MIMO	Ant3	5775	9.49	13.98	PASS
	11AC80MIMO	total	5775	13.06	13.98	PASS
	11AX20MIMO	Ant1	5745	6.74	13.98	PASS
	11AX20MIMO	Ant2	5745	7.64	13.98	PASS
	11AX20MIMO	Ant3	5745	9.83	13.98	PASS
	11AX20MIMO	total	5745	13.04	13.98	PASS
	11AX20MIMO	Ant1	5785	7.73	13.98	PASS
	11AX20MIMO	Ant2	5785	8.56	13.98	PASS
	11AX20MIMO	Ant3	5785	9.94	13.98	PASS
	11AX20MIMO	total	5785	13.61	13.98	PASS
	11AX20MIMO	Ant1	5825	7.12	13.98	PASS
	11AX20MIMO	Ant2	5825	7.61	13.98	PASS
	11AX20MIMO	Ant3	5825	9.17	13.98	PASS

	11AX20MIMO	total	5825	12.83	13.98	PASS
	11AX40MIMO	Ant1	5755	7.71	13.98	PASS
	11AX40MIMO	Ant2	5755	7.80	13.98	PASS
	11AX40MIMO	Ant3	5755	10.00	13.98	PASS
	11AX40MIMO	total	5755	13.41	13.98	PASS
	11AX40MIMO	Ant1	5795	7.90	13.98	PASS
	11AX40MIMO	Ant2	5795	8.26	13.98	PASS
	11AX40MIMO	Ant3	5795	9.91	13.98	PASS
	11AX40MIMO	total	5795	13.55	13.98	PASS
	11AX80MIMO	Ant1	5775	7.61	13.98	PASS
	11AX80MIMO	Ant2	5775	7.96	13.98	PASS
	11AX80MIMO	Ant3	5775	9.78	13.98	PASS
	11AX80MIMO	total	5775	13.33	13.98	PASS

3.2 Permitted range of operating frequencies

3.2.1 Limit

The width of the power spectrum envelope is fH -fL for a given operating frequency. In equipment that allows adjustment or selection of different operating frequencies, the power envelope takes up different positions in the allowed band. The frequency range is determined by the lowest value of fL and the highest value of fH resulting from the adjustment of the equipment to the lowest and highest operating frequencies.

The occupied bandwidth (i.e. the bandwidth in which 99 % of the wanted emission is contained) of the transmitter shall fall within the assigned frequency band.

For all equipment the frequency range shall lie within the frequency band given by clause 4.2.2.4, table 2. For non-harmonized frequency bands the available frequency range may differ between national administrations.

3.2.2 Test Procedure

Please refer to ETSI EN 300 440 Sub-clause 4.2.3.3 for the measurement method.

3.2.3 Test Setup

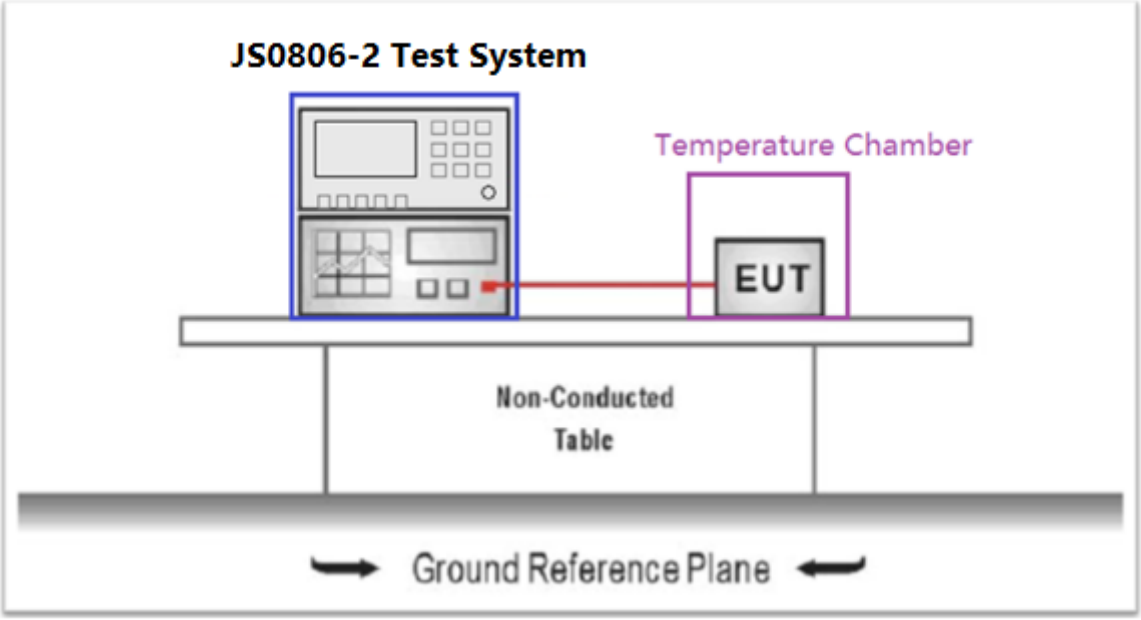

3.2.4 Test Result

TestCondition	TestMode	Antenna	Frequency[MHz]	FL [MHz]	FH[MHz]	Limit[MHz]	Verdict
NTNV	11A	Ant1	5745	5736.21	5753.51	5725 to 5850	PASS
	11A	Ant2	5745	5736.40	5753.52	5725 to 5850	PASS
	11A	Ant3	5745	5735.92	5753.96	5725 to 5850	PASS
	11A	Ant1	5785	5776.40	5793.52	5725 to 5850	PASS
	11A	Ant2	5785	5776.40	5793.52	5725 to 5850	PASS
	11A	Ant3	5785	5776.20	5793.72	5725 to 5850	PASS
	11A	Ant1	5825	5816.41	5833.51	5725 to 5850	PASS
	11A	Ant2	5825	5816.39	5833.71	5725 to 5850	PASS
	11A	Ant3	5825	5816.17	5833.73	5725 to 5850	PASS
	11N20MIMO	Ant1	5745	5735.60	5754.14	5725 to 5850	PASS
	11N20MIMO	Ant2	5745	5735.58	5754.32	5725 to 5850	PASS
	11N20MIMO	Ant3	5745	5735.37	5754.56	5725 to 5850	PASS
	11N20MIMO	Ant1	5785	5775.77	5794.32	5725 to 5850	PASS
	11N20MIMO	Ant2	5785	5775.60	5794.32	5725 to 5850	PASS
	11N20MIMO	Ant3	5785	5775.54	5794.36	5725 to 5850	PASS
	11N20MIMO	Ant1	5825	5815.78	5834.14	5725 to 5850	PASS
	11N20MIMO	Ant2	5825	5815.54	5834.37	5725 to 5850	PASS
	11N20MIMO	Ant3	5825	5815.53	5834.36	5725 to 5850	PASS
	11N40MIMO	Ant1	5755	5736.61	5773.30	5725 to 5850	PASS
	11N40MIMO	Ant2	5755	5736.50	5773.33	5725 to 5850	PASS
	11N40MIMO	Ant3	5755	5736.46	5773.56	5725 to 5850	PASS
	11N40MIMO	Ant1	5795	5776.65	5813.34	5725 to 5850	PASS
	11N40MIMO	Ant2	5795	5776.46	5813.30	5725 to 5850	PASS
	11N40MIMO	Ant3	5795	5776.46	5813.46	5725 to 5850	PASS
	11AC20MIMO	Ant1	5745	5735.56	5754.36	5725 to 5850	PASS
	11AC20MIMO	Ant2	5745	5735.35	5754.58	5725 to 5850	PASS
	11AC20MIMO	Ant3	5745	5735.09	5754.80	5725 to 5850	PASS
	11AC20MIMO	Ant1	5785	5775.75	5794.15	5725 to 5850	PASS
	11AC20MIMO	Ant2	5785	5775.58	5794.35	5725 to 5850	PASS
	11AC20MIMO	Ant3	5785	5775.54	5794.37	5725 to 5850	PASS
	11AC20MIMO	Ant1	5825	5815.77	5834.32	5725 to 5850	PASS
	11AC20MIMO	Ant2	5825	5815.54	5834.36	5725 to 5850	PASS
	11AC20MIMO	Ant3	5825	5815.53	5834.40	5725 to 5850	PASS
	11AC40MIMO	Ant1	5755	5736.62	5773.46	5725 to 5850	PASS
	11AC40MIMO	Ant2	5755	5736.46	5773.47	5725 to 5850	PASS
	11AC40MIMO	Ant3	5755	5736.38	5773.50	5725 to 5850	PASS
	11AC40MIMO	Ant1	5795	5776.61	5813.30	5725 to 5850	PASS
	11AC40MIMO	Ant2	5795	5776.45	5813.31	5725 to 5850	PASS
	11AC40MIMO	Ant3	5795	5776.45	5813.49	5725 to 5850	PASS
	11AC80MIMO	Ant1	5775	5736.63	5813.26	5725 to 5850	PASS

	11AC80MIMO	Ant2	5775	5736.63	5813.27	5725 to 5850	PASS
	11AC80MIMO	Ant3	5775	5736.62	5813.29	5725 to 5850	PASS
	11AX20MIMO	Ant1	5745	5735.19	5754.73	5725 to 5850	PASS
	11AX20MIMO	Ant2	5745	5735.22	5754.65	5725 to 5850	PASS
	11AX20MIMO	Ant3	5745	5735.14	5754.77	5725 to 5850	PASS
	11AX20MIMO	Ant1	5785	5775.22	5794.66	5725 to 5850	PASS
	11AX20MIMO	Ant2	5785	5775.16	5794.70	5725 to 5850	PASS
	11AX20MIMO	Ant3	5785	5775.16	5794.76	5725 to 5850	PASS
	11AX20MIMO	Ant1	5825	5815.24	5834.69	5725 to 5850	PASS
	11AX20MIMO	Ant2	5825	5815.19	5834.70	5725 to 5850	PASS
	11AX20MIMO	Ant3	5825	5815.15	5834.76	5725 to 5850	PASS
	11AX40MIMO	Ant1	5755	5735.79	5774.14	5725 to 5850	PASS
	11AX40MIMO	Ant2	5755	5735.78	5774.13	5725 to 5850	PASS
	11AX40MIMO	Ant3	5755	5735.70	5774.16	5725 to 5850	PASS
	11AX40MIMO	Ant1	5795	5775.79	5814.13	5725 to 5850	PASS
	11AX40MIMO	Ant2	5795	5775.78	5814.14	5725 to 5850	PASS
	11AX40MIMO	Ant3	5795	5775.78	5814.15	5725 to 5850	PASS
	11AX80MIMO	Ant1	5775	5735.82	5814.09	5725 to 5850	PASS
	11AX80MIMO	Ant2	5775	5735.80	5814.09	5725 to 5850	PASS
	11AX80MIMO	Ant3	5775	5735.80	5814.12	5725 to 5850	PASS
LTLV	11A	Ant1	5745	5736.21	5753.51	5725 to 5850	PASS
	11A	Ant2	5745	5736.40	5753.52	5725 to 5850	PASS
	11A	Ant3	5745	5735.92	5753.96	5725 to 5850	PASS
	11A	Ant1	5785	5776.40	5793.52	5725 to 5850	PASS
	11A	Ant2	5785	5776.40	5793.52	5725 to 5850	PASS
	11A	Ant3	5785	5776.20	5793.72	5725 to 5850	PASS
	11A	Ant1	5825	5816.41	5833.51	5725 to 5850	PASS
	11A	Ant2	5825	5816.39	5833.71	5725 to 5850	PASS
	11A	Ant3	5825	5816.17	5833.73	5725 to 5850	PASS
	11N20MIMO	Ant1	5745	5735.60	5754.14	5725 to 5850	PASS
	11N20MIMO	Ant2	5745	5735.58	5754.32	5725 to 5850	PASS
	11N20MIMO	Ant3	5745	5735.37	5754.56	5725 to 5850	PASS
	11N20MIMO	Ant1	5785	5775.77	5794.32	5725 to 5850	PASS
	11N20MIMO	Ant2	5785	5775.60	5794.32	5725 to 5850	PASS
	11N20MIMO	Ant3	5785	5775.54	5794.36	5725 to 5850	PASS
	11N20MIMO	Ant1	5825	5815.78	5834.14	5725 to 5850	PASS
	11N20MIMO	Ant2	5825	5815.54	5834.37	5725 to 5850	PASS
	11N20MIMO	Ant3	5825	5815.53	5834.36	5725 to 5850	PASS
	11N40MIMO	Ant1	5755	5736.61	5773.30	5725 to 5850	PASS
	11N40MIMO	Ant2	5755	5736.50	5773.33	5725 to 5850	PASS
	11N40MIMO	Ant3	5755	5736.46	5773.56	5725 to 5850	PASS
	11N40MIMO	Ant1	5795	5776.65	5813.34	5725 to 5850	PASS

	11N40MIMO	Ant2	5795	5776.46	5813.30	5725 to 5850	PASS
	11N40MIMO	Ant3	5795	5776.46	5813.46	5725 to 5850	PASS
	11AC20MIMO	Ant1	5745	5735.56	5754.36	5725 to 5850	PASS
	11AC20MIMO	Ant2	5745	5735.35	5754.58	5725 to 5850	PASS
	11AC20MIMO	Ant3	5745	5735.09	5754.80	5725 to 5850	PASS
	11AC20MIMO	Ant1	5785	5775.75	5794.15	5725 to 5850	PASS
	11AC20MIMO	Ant2	5785	5775.58	5794.35	5725 to 5850	PASS
	11AC20MIMO	Ant3	5785	5775.54	5794.37	5725 to 5850	PASS
	11AC20MIMO	Ant1	5825	5815.77	5834.32	5725 to 5850	PASS
	11AC20MIMO	Ant2	5825	5815.54	5834.36	5725 to 5850	PASS
	11AC20MIMO	Ant3	5825	5815.53	5834.40	5725 to 5850	PASS
	11AC40MIMO	Ant1	5755	5736.62	5773.46	5725 to 5850	PASS
	11AC40MIMO	Ant2	5755	5736.46	5773.47	5725 to 5850	PASS
	11AC40MIMO	Ant3	5755	5736.38	5773.50	5725 to 5850	PASS
	11AC40MIMO	Ant1	5795	5776.61	5813.30	5725 to 5850	PASS
	11AC40MIMO	Ant2	5795	5776.45	5813.31	5725 to 5850	PASS
	11AC40MIMO	Ant3	5795	5776.45	5813.49	5725 to 5850	PASS
	11AC80MIMO	Ant1	5775	5736.63	5813.26	5725 to 5850	PASS
	11AC80MIMO	Ant2	5775	5736.63	5813.27	5725 to 5850	PASS
	11AC80MIMO	Ant3	5775	5736.62	5813.29	5725 to 5850	PASS
	11AX20MIMO	Ant1	5745	5735.19	5754.73	5725 to 5850	PASS
	11AX20MIMO	Ant2	5745	5735.22	5754.65	5725 to 5850	PASS
	11AX20MIMO	Ant3	5745	5735.14	5754.77	5725 to 5850	PASS
	11AX20MIMO	Ant1	5785	5775.22	5794.66	5725 to 5850	PASS
	11AX20MIMO	Ant2	5785	5775.16	5794.70	5725 to 5850	PASS
	11AX20MIMO	Ant3	5785	5775.16	5794.76	5725 to 5850	PASS
	11AX20MIMO	Ant1	5825	5815.24	5834.69	5725 to 5850	PASS
	11AX20MIMO	Ant2	5825	5815.19	5834.70	5725 to 5850	PASS
	11AX20MIMO	Ant3	5825	5815.15	5834.76	5725 to 5850	PASS
	11AX40MIMO	Ant1	5755	5735.79	5774.14	5725 to 5850	PASS
	11AX40MIMO	Ant2	5755	5735.78	5774.13	5725 to 5850	PASS
	11AX40MIMO	Ant3	5755	5735.70	5774.16	5725 to 5850	PASS
	11AX40MIMO	Ant1	5795	5775.79	5814.13	5725 to 5850	PASS
	11AX40MIMO	Ant2	5795	5775.78	5814.14	5725 to 5850	PASS
	11AX40MIMO	Ant3	5795	5775.78	5814.15	5725 to 5850	PASS
	11AX80MIMO	Ant1	5775	5735.82	5814.09	5725 to 5850	PASS
	11AX80MIMO	Ant2	5775	5735.80	5814.09	5725 to 5850	PASS
	11AX80MIMO	Ant3	5775	5735.80	5814.12	5725 to 5850	PASS
LTHV	11A	Ant1	5745	5736.21	5753.51	5725 to 5850	PASS
	11A	Ant2	5745	5736.40	5753.52	5725 to 5850	PASS
	11A	Ant3	5745	5735.92	5753.96	5725 to 5850	PASS
	11A	Ant1	5785	5776.40	5793.52	5725 to 5850	PASS

	11A	Ant2	5785	5776.40	5793.52	5725 to 5850	PASS
	11A	Ant3	5785	5776.20	5793.72	5725 to 5850	PASS
	11A	Ant1	5825	5816.41	5833.51	5725 to 5850	PASS
	11A	Ant2	5825	5816.39	5833.71	5725 to 5850	PASS
	11A	Ant3	5825	5816.17	5833.73	5725 to 5850	PASS
	11N20MIMO	Ant1	5745	5735.60	5754.14	5725 to 5850	PASS
	11N20MIMO	Ant2	5745	5735.58	5754.32	5725 to 5850	PASS
	11N20MIMO	Ant3	5745	5735.37	5754.56	5725 to 5850	PASS
	11N20MIMO	Ant1	5785	5775.77	5794.32	5725 to 5850	PASS
	11N20MIMO	Ant2	5785	5775.60	5794.32	5725 to 5850	PASS
	11N20MIMO	Ant3	5785	5775.54	5794.36	5725 to 5850	PASS
	11N20MIMO	Ant1	5825	5815.78	5834.14	5725 to 5850	PASS
	11N20MIMO	Ant2	5825	5815.54	5834.37	5725 to 5850	PASS
	11N20MIMO	Ant3	5825	5815.53	5834.36	5725 to 5850	PASS
	11N40MIMO	Ant1	5755	5736.61	5773.30	5725 to 5850	PASS
	11N40MIMO	Ant2	5755	5736.50	5773.33	5725 to 5850	PASS
	11N40MIMO	Ant3	5755	5736.46	5773.56	5725 to 5850	PASS
	11N40MIMO	Ant1	5795	5776.65	5813.34	5725 to 5850	PASS
	11N40MIMO	Ant2	5795	5776.46	5813.30	5725 to 5850	PASS
	11N40MIMO	Ant3	5795	5776.46	5813.46	5725 to 5850	PASS
	11AC20MIMO	Ant1	5745	5735.56	5754.36	5725 to 5850	PASS
	11AC20MIMO	Ant2	5745	5735.35	5754.58	5725 to 5850	PASS
	11AC20MIMO	Ant3	5745	5735.09	5754.80	5725 to 5850	PASS
	11AC20MIMO	Ant1	5785	5775.75	5794.15	5725 to 5850	PASS
	11AC20MIMO	Ant2	5785	5775.58	5794.35	5725 to 5850	PASS
	11AC20MIMO	Ant3	5785	5775.54	5794.37	5725 to 5850	PASS
	11AC20MIMO	Ant1	5825	5815.77	5834.32	5725 to 5850	PASS
	11AC20MIMO	Ant2	5825	5815.54	5834.36	5725 to 5850	PASS
	11AC20MIMO	Ant3	5825	5815.53	5834.40	5725 to 5850	PASS
	11AC40MIMO	Ant1	5755	5736.62	5773.46	5725 to 5850	PASS
	11AC40MIMO	Ant2	5755	5736.46	5773.47	5725 to 5850	PASS
	11AC40MIMO	Ant3	5755	5736.38	5773.50	5725 to 5850	PASS
	11AC40MIMO	Ant1	5795	5776.61	5813.30	5725 to 5850	PASS
	11AC40MIMO	Ant2	5795	5776.45	5813.31	5725 to 5850	PASS
	11AC40MIMO	Ant3	5795	5776.45	5813.49	5725 to 5850	PASS
	11AC80MIMO	Ant1	5775	5736.63	5813.26	5725 to 5850	PASS
	11AC80MIMO	Ant2	5775	5736.63	5813.27	5725 to 5850	PASS
	11AC80MIMO	Ant3	5775	5736.62	5813.29	5725 to 5850	PASS
	11AX20MIMO	Ant1	5745	5735.19	5754.73	5725 to 5850	PASS
	11AX20MIMO	Ant2	5745	5735.22	5754.65	5725 to 5850	PASS
	11AX20MIMO	Ant3	5745	5735.14	5754.77	5725 to 5850	PASS
	11AX20MIMO	Ant1	5785	5775.22	5794.66	5725 to 5850	PASS

	11AX20MIMO	Ant2	5785	5775.16	5794.70	5725 to 5850	PASS
	11AX20MIMO	Ant3	5785	5775.16	5794.76	5725 to 5850	PASS
	11AX20MIMO	Ant1	5825	5815.24	5834.69	5725 to 5850	PASS
	11AX20MIMO	Ant2	5825	5815.19	5834.70	5725 to 5850	PASS
	11AX20MIMO	Ant3	5825	5815.15	5834.76	5725 to 5850	PASS
	11AX40MIMO	Ant1	5755	5735.79	5774.14	5725 to 5850	PASS
	11AX40MIMO	Ant2	5755	5735.78	5774.13	5725 to 5850	PASS
	11AX40MIMO	Ant3	5755	5735.70	5774.16	5725 to 5850	PASS
	11AX40MIMO	Ant1	5795	5775.79	5814.13	5725 to 5850	PASS
	11AX40MIMO	Ant2	5795	5775.78	5814.14	5725 to 5850	PASS
	11AX40MIMO	Ant3	5795	5775.78	5814.15	5725 to 5850	PASS
	11AX80MIMO	Ant1	5775	5735.82	5814.09	5725 to 5850	PASS
	11AX80MIMO	Ant2	5775	5735.80	5814.09	5725 to 5850	PASS
	11AX80MIMO	Ant3	5775	5735.80	5814.12	5725 to 5850	PASS
HTLV	11A	Ant1	5745	5736.21	5753.51	5725 to 5850	PASS
	11A	Ant2	5745	5736.40	5753.52	5725 to 5850	PASS
	11A	Ant3	5745	5735.92	5753.96	5725 to 5850	PASS
	11A	Ant1	5785	5776.40	5793.52	5725 to 5850	PASS
	11A	Ant2	5785	5776.40	5793.52	5725 to 5850	PASS
	11A	Ant3	5785	5776.20	5793.72	5725 to 5850	PASS
	11A	Ant1	5825	5816.41	5833.51	5725 to 5850	PASS
	11A	Ant2	5825	5816.39	5833.71	5725 to 5850	PASS
	11A	Ant3	5825	5816.17	5833.73	5725 to 5850	PASS
	11N20MIMO	Ant1	5745	5735.60	5754.14	5725 to 5850	PASS
	11N20MIMO	Ant2	5745	5735.58	5754.32	5725 to 5850	PASS
	11N20MIMO	Ant3	5745	5735.37	5754.56	5725 to 5850	PASS
	11N20MIMO	Ant1	5785	5775.77	5794.32	5725 to 5850	PASS
	11N20MIMO	Ant2	5785	5775.60	5794.32	5725 to 5850	PASS
	11N20MIMO	Ant3	5785	5775.54	5794.36	5725 to 5850	PASS
	11N20MIMO	Ant1	5825	5815.78	5834.14	5725 to 5850	PASS
	11N20MIMO	Ant2	5825	5815.54	5834.37	5725 to 5850	PASS
	11N20MIMO	Ant3	5825	5815.53	5834.36	5725 to 5850	PASS
	11N40MIMO	Ant1	5755	5736.61	5773.30	5725 to 5850	PASS
	11N40MIMO	Ant2	5755	5736.50	5773.33	5725 to 5850	PASS
	11N40MIMO	Ant3	5755	5736.46	5773.56	5725 to 5850	PASS
	11N40MIMO	Ant1	5795	5776.65	5813.34	5725 to 5850	PASS
	11N40MIMO	Ant2	5795	5776.46	5813.30	5725 to 5850	PASS
	11N40MIMO	Ant3	5795	5776.46	5813.46	5725 to 5850	PASS
	11AC20MIMO	Ant1	5745	5735.56	5754.36	5725 to 5850	PASS
	11AC20MIMO	Ant2	5745	5735.35	5754.58	5725 to 5850	PASS
	11AC20MIMO	Ant3	5745	5735.09	5754.80	5725 to 5850	PASS
	11AC20MIMO	Ant1	5785	5775.75	5794.15	5725 to 5850	PASS

	11AC20MIMO	Ant2	5785	5775.58	5794.35	5725 to 5850	PASS
	11AC20MIMO	Ant3	5785	5775.54	5794.37	5725 to 5850	PASS
	11AC20MIMO	Ant1	5825	5815.77	5834.32	5725 to 5850	PASS
	11AC20MIMO	Ant2	5825	5815.54	5834.36	5725 to 5850	PASS
	11AC20MIMO	Ant3	5825	5815.53	5834.40	5725 to 5850	PASS
	11AC40MIMO	Ant1	5755	5736.62	5773.46	5725 to 5850	PASS
	11AC40MIMO	Ant2	5755	5736.46	5773.47	5725 to 5850	PASS
	11AC40MIMO	Ant3	5755	5736.38	5773.50	5725 to 5850	PASS
	11AC40MIMO	Ant1	5795	5776.61	5813.30	5725 to 5850	PASS
	11AC40MIMO	Ant2	5795	5776.45	5813.31	5725 to 5850	PASS
	11AC40MIMO	Ant3	5795	5776.45	5813.49	5725 to 5850	PASS
	11AC80MIMO	Ant1	5775	5736.63	5813.26	5725 to 5850	PASS
	11AC80MIMO	Ant2	5775	5736.63	5813.27	5725 to 5850	PASS
	11AC80MIMO	Ant3	5775	5736.62	5813.29	5725 to 5850	PASS
	11AX20MIMO	Ant1	5745	5735.19	5754.73	5725 to 5850	PASS
	11AX20MIMO	Ant2	5745	5735.22	5754.65	5725 to 5850	PASS
	11AX20MIMO	Ant3	5745	5735.14	5754.77	5725 to 5850	PASS
	11AX20MIMO	Ant1	5785	5775.22	5794.66	5725 to 5850	PASS
	11AX20MIMO	Ant2	5785	5775.16	5794.70	5725 to 5850	PASS
	11AX20MIMO	Ant3	5785	5775.16	5794.76	5725 to 5850	PASS
	11AX20MIMO	Ant1	5825	5815.24	5834.69	5725 to 5850	PASS
	11AX20MIMO	Ant2	5825	5815.19	5834.70	5725 to 5850	PASS
	11AX20MIMO	Ant3	5825	5815.15	5834.76	5725 to 5850	PASS
	11AX40MIMO	Ant1	5755	5735.79	5774.14	5725 to 5850	PASS
	11AX40MIMO	Ant2	5755	5735.78	5774.13	5725 to 5850	PASS
	11AX40MIMO	Ant3	5755	5735.70	5774.16	5725 to 5850	PASS
	11AX40MIMO	Ant1	5795	5775.79	5814.13	5725 to 5850	PASS
	11AX40MIMO	Ant2	5795	5775.78	5814.14	5725 to 5850	PASS
	11AX40MIMO	Ant3	5795	5775.78	5814.15	5725 to 5850	PASS
	11AX80MIMO	Ant1	5775	5735.82	5814.09	5725 to 5850	PASS
	11AX80MIMO	Ant2	5775	5735.80	5814.09	5725 to 5850	PASS
	11AX80MIMO	Ant3	5775	5735.80	5814.12	5725 to 5850	PASS
HTHV	11A	Ant1	5745	5736.21	5753.51	5725 to 5850	PASS
	11A	Ant2	5745	5736.40	5753.52	5725 to 5850	PASS
	11A	Ant3	5745	5735.92	5753.96	5725 to 5850	PASS
	11A	Ant1	5785	5776.40	5793.52	5725 to 5850	PASS
	11A	Ant2	5785	5776.40	5793.52	5725 to 5850	PASS
	11A	Ant3	5785	5776.20	5793.72	5725 to 5850	PASS
	11A	Ant1	5825	5816.41	5833.51	5725 to 5850	PASS
	11A	Ant2	5825	5816.39	5833.71	5725 to 5850	PASS
	11A	Ant3	5825	5816.17	5833.73	5725 to 5850	PASS
	11N20MIMO	Ant1	5745	5735.60	5754.14	5725 to 5850	PASS

	11N20MIMO	Ant2	5745	5735.58	5754.32	5725 to 5850	PASS
	11N20MIMO	Ant3	5745	5735.37	5754.56	5725 to 5850	PASS
	11N20MIMO	Ant1	5785	5775.77	5794.32	5725 to 5850	PASS
	11N20MIMO	Ant2	5785	5775.60	5794.32	5725 to 5850	PASS
	11N20MIMO	Ant3	5785	5775.54	5794.36	5725 to 5850	PASS
	11N20MIMO	Ant1	5825	5815.78	5834.14	5725 to 5850	PASS
	11N20MIMO	Ant2	5825	5815.54	5834.37	5725 to 5850	PASS
	11N20MIMO	Ant3	5825	5815.53	5834.36	5725 to 5850	PASS
	11N40MIMO	Ant1	5755	5736.61	5773.30	5725 to 5850	PASS
	11N40MIMO	Ant2	5755	5736.50	5773.33	5725 to 5850	PASS
	11N40MIMO	Ant3	5755	5736.46	5773.56	5725 to 5850	PASS
	11N40MIMO	Ant1	5795	5776.65	5813.34	5725 to 5850	PASS
	11N40MIMO	Ant2	5795	5776.46	5813.30	5725 to 5850	PASS
	11N40MIMO	Ant3	5795	5776.46	5813.46	5725 to 5850	PASS
	11AC20MIMO	Ant1	5745	5735.56	5754.36	5725 to 5850	PASS
	11AC20MIMO	Ant2	5745	5735.35	5754.58	5725 to 5850	PASS
	11AC20MIMO	Ant3	5745	5735.09	5754.80	5725 to 5850	PASS
	11AC20MIMO	Ant1	5785	5775.75	5794.15	5725 to 5850	PASS
	11AC20MIMO	Ant2	5785	5775.58	5794.35	5725 to 5850	PASS
	11AC20MIMO	Ant3	5785	5775.54	5794.37	5725 to 5850	PASS
	11AC20MIMO	Ant1	5825	5815.77	5834.32	5725 to 5850	PASS
	11AC20MIMO	Ant2	5825	5815.54	5834.36	5725 to 5850	PASS
	11AC20MIMO	Ant3	5825	5815.53	5834.40	5725 to 5850	PASS
	11AC40MIMO	Ant1	5755	5736.62	5773.46	5725 to 5850	PASS
	11AC40MIMO	Ant2	5755	5736.46	5773.47	5725 to 5850	PASS
	11AC40MIMO	Ant3	5755	5736.38	5773.50	5725 to 5850	PASS
	11AC40MIMO	Ant1	5795	5776.61	5813.30	5725 to 5850	PASS
	11AC40MIMO	Ant2	5795	5776.45	5813.31	5725 to 5850	PASS
	11AC40MIMO	Ant3	5795	5776.45	5813.49	5725 to 5850	PASS
	11AC80MIMO	Ant1	5775	5736.63	5813.26	5725 to 5850	PASS
	11AC80MIMO	Ant2	5775	5736.63	5813.27	5725 to 5850	PASS
	11AC80MIMO	Ant3	5775	5736.62	5813.29	5725 to 5850	PASS
	11AX20MIMO	Ant1	5745	5735.19	5754.73	5725 to 5850	PASS
	11AX20MIMO	Ant2	5745	5735.22	5754.65	5725 to 5850	PASS
	11AX20MIMO	Ant3	5745	5735.14	5754.77	5725 to 5850	PASS
	11AX20MIMO	Ant1	5785	5775.22	5794.66	5725 to 5850	PASS
	11AX20MIMO	Ant2	5785	5775.16	5794.70	5725 to 5850	PASS
	11AX20MIMO	Ant3	5785	5775.16	5794.76	5725 to 5850	PASS
	11AX20MIMO	Ant1	5825	5815.24	5834.69	5725 to 5850	PASS
	11AX20MIMO	Ant2	5825	5815.19	5834.70	5725 to 5850	PASS
	11AX20MIMO	Ant3	5825	5815.15	5834.76	5725 to 5850	PASS
	11AX40MIMO	Ant1	5755	5735.79	5774.14	5725 to 5850	PASS

	11AX40MIMO	Ant2	5755	5735.78	5774.13	5725 to 5850	PASS
	11AX40MIMO	Ant3	5755	5735.70	5774.16	5725 to 5850	PASS
	11AX40MIMO	Ant1	5795	5775.79	5814.13	5725 to 5850	PASS
	11AX40MIMO	Ant2	5795	5775.78	5814.14	5725 to 5850	PASS
	11AX40MIMO	Ant3	5795	5775.78	5814.15	5725 to 5850	PASS
	11AX80MIMO	Ant1	5775	5735.82	5814.09	5725 to 5850	PASS
	11AX80MIMO	Ant2	5775	5735.80	5814.09	5725 to 5850	PASS
	11AX80MIMO	Ant3	5775	5735.80	5814.12	5725 to 5850	PASS

3.3 Unwanted emissions in the spurious domain & Spurious radiations

3.3.1 Limit

The maximum power limits of any unwanted emissions in the spurious domain are given in table 3.

Table 3: Spurious emissions

Frequency ranges / State	47 MHz to 74 MHz 87,5 MHz to 108 MHz 174 MHz to 230 MHz 470 MHz to 862 MHz	Other frequencies ≤ 1 000 MHz	Frequencies > 1 000 MHz
Operating	4 nW	250 nW	1 µW
Standby	2 nW	2 nW	20 nW

3.3.2 Test Procedure

Please refer to ETSI EN 300 440 Sub-clause 4.2.4.3 and 4.3.5.3.3 for the measurement method.

3.3.3 Test Setup

Radiated measurement test set-up frequency below 1 GHz:

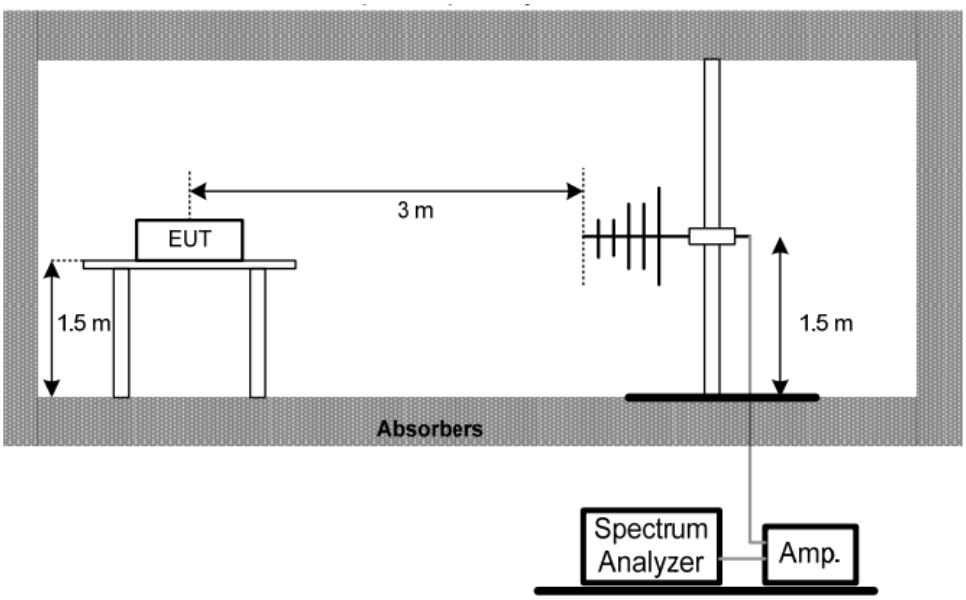

Radiated measurement test set-up frequency above 1 GHz:

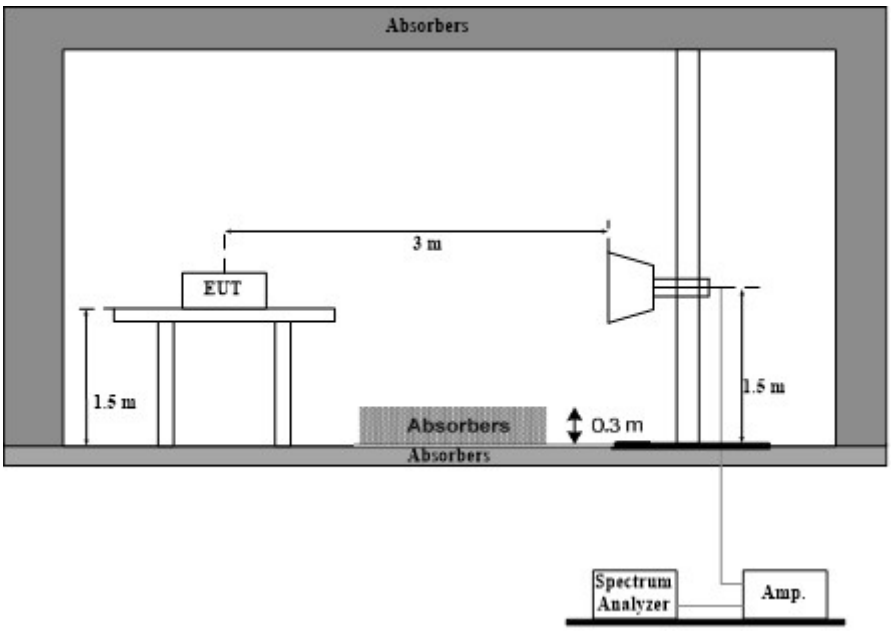

3.3.4 Test Result

NOTE: The test results and plot for testing range of “30 MHz to 40 GHz” showed as below is part of the worst case for all Test Modes and Channels, above 18GHz is too lower that the limit, so not show in this report.

Worst case for 802.11A was recorded

For radiated measurement

Test Mode	Antenna	Test Channel(MHz)	Result [dBm]	Limit[dBm]	Verdict
11A	Ant1	5745	See test graph	See test graph	PASS
	Ant2	5745	See test graph	See test graph	PASS
	Ant3	5745	See test graph	See test graph	PASS
	Ant1	5825	See test graph	See test graph	PASS
	Ant2	5825	See test graph	See test graph	PASS
	Ant3	5825	See test graph	See test graph	PASS

For conducted measurement

TestMode	Antenna	Frequency[MHz]	Freq. [MHz]	Level[dBm]	Limit[dBm]	Verdict
TX-11A	Ant1	5745	29.62	-70.84	-36	PASS
	Ant1	5745	49.27	-71.22	-54	PASS
	Ant1	5745	85.06	-71.06	-36	PASS
	Ant1	5745	106.67	-71.03	-54	PASS
	Ant1	5745	154.53	-70.35	-36	PASS

	Ant1	5745	214.99	-70.45	-54	PASS
	Ant1	5745	330.8	-69.77	-36	PASS
	Ant1	5745	568	-69.67	-54	PASS
	Ant1	5745	877.32	-70.07	-36	PASS
	Ant1	5745	3717.46	-41.04	-30	PASS
	Ant1	5745	36285.21	-42.06	-30	PASS
	Ant2	5745	40.66	-70.59	-36	PASS
	Ant2	5745	57.4	-69.47	-54	PASS
	Ant2	5745	86.39	-70.65	-36	PASS
	Ant2	5745	99.51	-70.3	-54	PASS
	Ant2	5745	121.6	-70.1	-36	PASS
	Ant2	5745	221.94	-70.49	-54	PASS
	Ant2	5745	432.32	-70.16	-36	PASS
	Ant2	5745	858.47	-69.37	-54	PASS
	Ant2	5745	884.22	-68.56	-36	PASS
	Ant2	5745	3607.45	-39.11	-30	PASS
	Ant2	5745	38595.29	-42.03	-30	PASS
	Ant3	5745	41.81	-70.53	-36	PASS
	Ant3	5745	69.92	-70.13	-54	PASS
	Ant3	5745	80.53	-70.32	-36	PASS
	Ant3	5745	94.06	-70.1	-54	PASS
	Ant3	5745	111.23	-69.39	-36	PASS
	Ant3	5745	212.02	-69.84	-54	PASS
	Ant3	5745	446.48	-69.32	-36	PASS
	Ant3	5745	769.1	-68.99	-54	PASS
	Ant3	5745	863.52	-68.97	-36	PASS
	Ant3	5745	4707.49	-40.12	-30	PASS
	Ant3	5745	39492.25	-42.11	-30	PASS
	Ant1	5825	38.27	-71.58	-36	PASS
	Ant1	5825	57.4	-71.01	-54	PASS
	Ant1	5825	78.13	-71.71	-36	PASS
	Ant1	5825	95.45	-71.52	-54	PASS
	Ant1	5825	154.53	-71.01	-36	PASS
	Ant1	5825	199.09	-70.27	-54	PASS
	Ant1	5825	447.2	-71.13	-36	PASS
	Ant1	5825	835.74	-70.37	-54	PASS
	Ant1	5825	970.19	-69.06	-36	PASS
	Ant1	5825	4028.03	-41.13	-30	PASS
	Ant1	5825	39109.57	-43.21	-30	PASS
	Ant2	5825	25.99	-70.98	-36	PASS
	Ant2	5825	47.62	-70.92	-54	PASS
	Ant2	5825	85.57	-71.54	-36	PASS

	Ant2	5825	98.02	-70.98	-54	PASS
	Ant2	5825	116.18	-70.53	-36	PASS
	Ant2	5825	223.73	-70.7	-54	PASS
	Ant2	5825	428.24	-70.53	-36	PASS
	Ant2	5825	741.66	-70.24	-54	PASS
	Ant2	5825	918.44	-69.94	-36	PASS
	Ant2	5825	4022.9	-41.59	-30	PASS
	Ant2	5825	38593.42	-41.91	-30	PASS
	Ant3	5825	32.19	-70.91	-36	PASS
	Ant3	5825	47.41	-71.09	-54	PASS
	Ant3	5825	76.12	-70.77	-36	PASS
	Ant3	5825	102.03	-71.19	-54	PASS
	Ant3	5825	113.41	-71.28	-36	PASS
	Ant3	5825	176.18	-71.19	-54	PASS
	Ant3	5825	384.56	-71.41	-36	PASS
	Ant3	5825	855.34	-69.85	-54	PASS
	Ant3	5825	947.28	-69.39	-36	PASS
	Ant3	5825	3602.69	-41	-30	PASS
	Ant3	5825	38573.82	-41.95	-30	PASS

TestMode	Antenna	Frequency[MHz]	Freq. [MHz]	Level[dBm]	Limit[dBm]	Verdict
RX-11A	Ant1	5745	684.17	-79.87	-57.00	PASS
	Ant1	5745	36644.59	-52.94	-47.00	PASS
	Ant2	5745	764.22	-79.9	-57.00	PASS
	Ant2	5745	38572.55	-51.82	-47.00	PASS
	Ant3	5745	819.9	-79.07	-57.00	PASS
	Ant3	5745	36922.8	-51.97	-47.00	PASS
	Ant1	5785	749.79	-78.79	-57.00	PASS
	Ant1	5785	38607.65	-52.38	-47.00	PASS
	Ant2	5785	998.83	-79.53	-57.00	PASS
	Ant2	5785	39149.77	-51.95	-47.00	PASS
	Ant3	5785	885.72	-78.06	-57.00	PASS
	Ant3	5785	38605.05	-52.97	-47.00	PASS
	Ant1	5825	911.95	-80.3	-57.00	PASS
	Ant1	5825	38157.84	-52.61	-47.00	PASS
	Ant2	5825	715.86	-80.06	-57.00	PASS
	Ant2	5825	35557.75	-52.76	-47.00	PASS
	Ant3	5825	978.26	-79.85	-57.00	PASS
	Ant3	5825	39135.47	-52.58	-47.00	PASS

For radiated measurement

TX_Below_1G

11A_ Ant1_5745(30MHz-1GHz)

Vertical

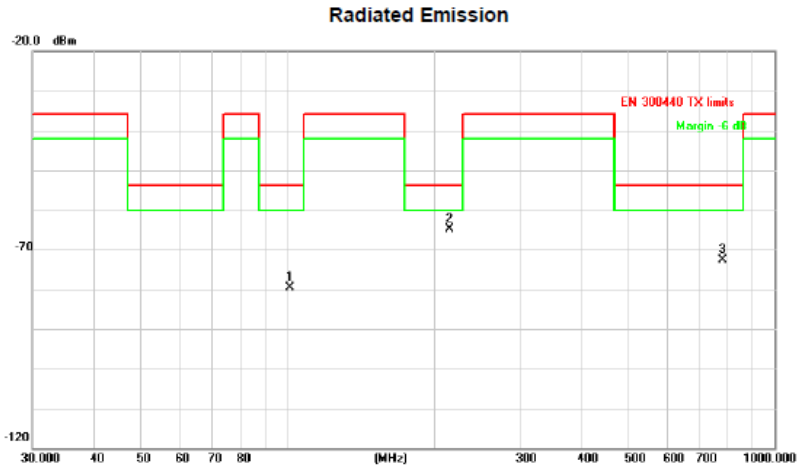

No.	Mk.	Freq.	Reading Level	Correct Factor	Measure-ment	Limit	Over		Antenna Height	Table Degree	
		MHz	dBm	dB	dBm	dBm	dB	Detector	cm	degree	Comment
1		101.2885	-75.73	-3.79	-79.52	-54.00	-25.52	peak			
2	*	215.2678	-59.74	-5.05	-64.79	-54.00	-10.79	peak			
3		779.6068	-81.97	9.30	-72.67	-54.00	-18.67	peak			

Horizontal

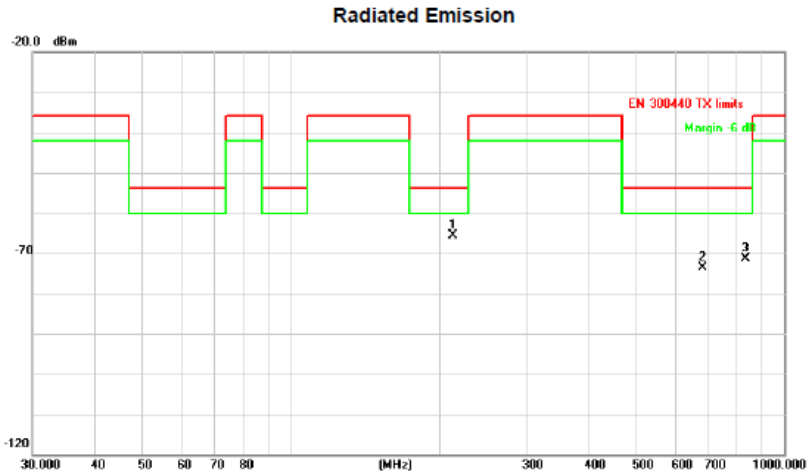

No.	Mk.	Freq.	Reading Level	Correct Factor	Measure-ment	Limit	Over		Antenna Height	Table Degree	
		MHz	dBm	dB	dBm	dBm	dB	Detector	cm	degree	Comment
1	*	212.2695	-59.32	-6.35	-65.67	-54.00	-11.67	peak			
2		679.9600	-82.30	8.66	-73.64	-54.00	-19.64	peak			
3		836.2443	-80.76	9.39	-71.37	-54.00	-17.37	peak			

11A_ Ant1 _5825(30MHz-1GHz)

Vertical

Radiated Emission

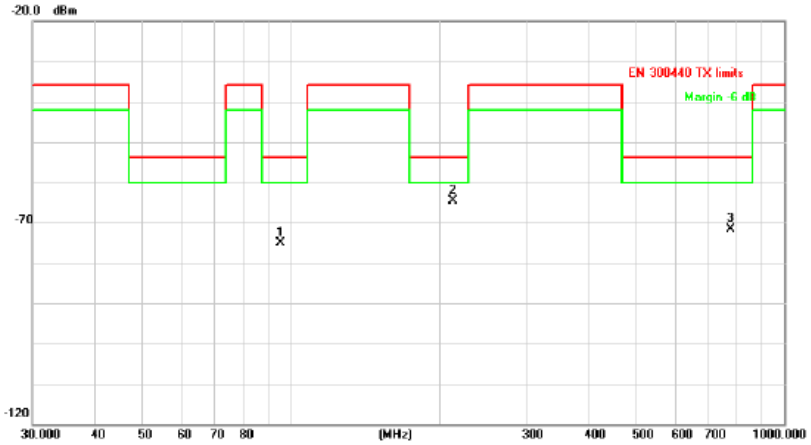

No.	Mk.	Freq.	Reading Level	Correct Factor	Measure-ment	Limit	Over		Antenna Height	Table Degree	
		MHz	dBm	dB	dBm	dBm	dB	Detector	cm	degree	Comment
1		95.0930	-70.91	-4.32	-75.23	-54.00	-21.23	peak			
2	*	212.2695	-59.75	-4.97	-64.72	-54.00	-10.72	peak			
3		776.8778	-80.85	9.25	-71.60	-54.00	-17.60	peak			

Horizontal

Radiated Emission

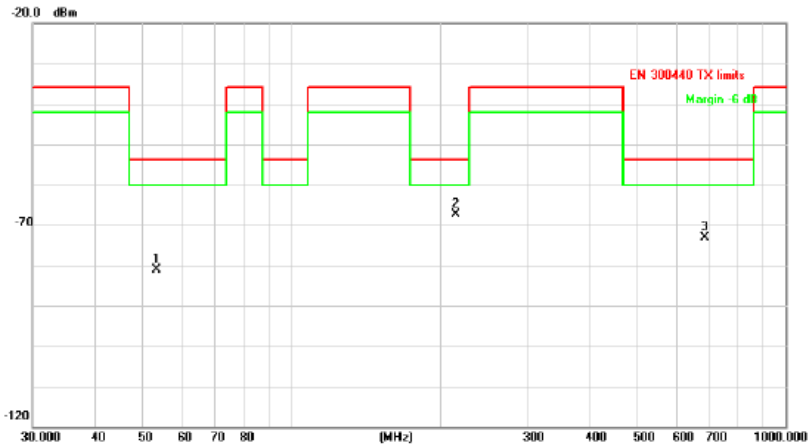

No.	Mk.	Freq.	Reading Level	Correct Factor	Measure-ment	Limit	Over		Antenna Height	Table Degree	
		MHz	dBm	dB	dBm	dBm	dB	Detector	cm	degree	Comment
1		53.5052	-81.25	0.12	-81.13	-54.00	-27.13	peak			
2	*	214.5143	-61.27	-6.19	-67.46	-54.00	-13.46	peak			
3		684.7454	-81.00	7.91	-73.09	-54.00	-19.09	peak			

11A_ Ant2_5745(30MHz-1GHz)

Vertical

Radiated Emission

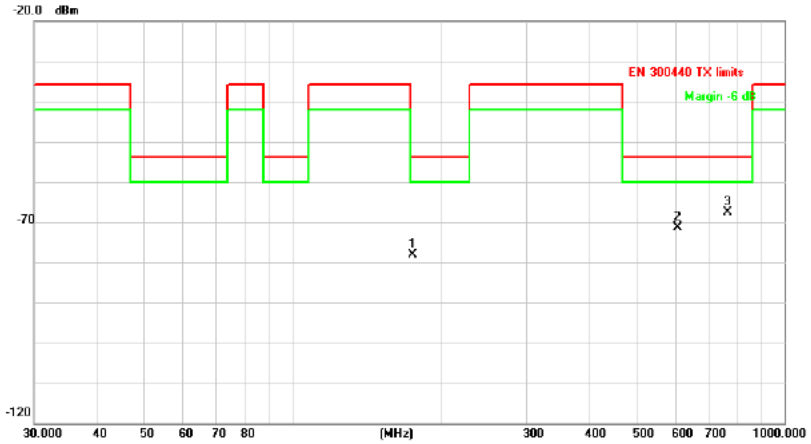

No.	Mk.	Freq.	Reading Level	Correct Factor	Measure-ment	Limit	Over		Antenna Height	Table Degree	
		MHz	dBm	dB	dBm	dBm	dB	Detector	cm	degree	Comment
1		175.6515	-78.10	-0.08	-78.18	-54.00	-24.18	peak			
2		607.7867	-75.48	4.07	-71.41	-54.00	-17.41	peak			
3	*	768.7482	-76.70	9.11	-67.59	-54.00	-13.59	peak			

Horizontal

Radiated Emission

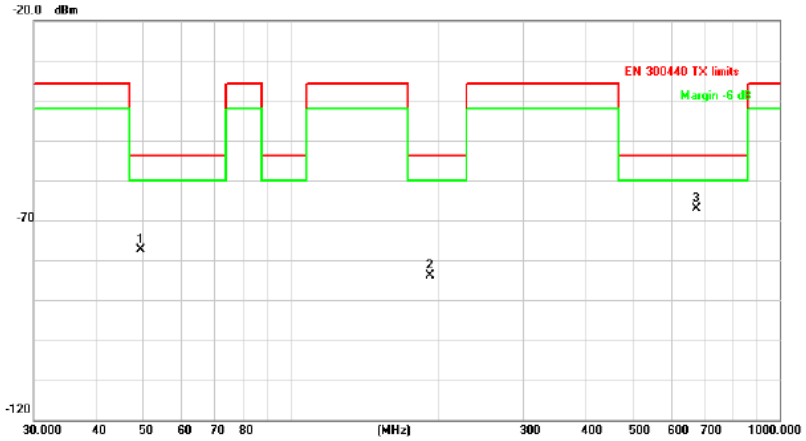

No.	Mk.	Freq.	Reading Level	Correct Factor	Measure-ment	Limit	Over		Antenna Height	Table Degree	
		MHz	dBm	dB	dBm	dBm	dB	Detector	cm	degree	Comment
1		49.5327	-77.73	0.33	-77.40	-54.00	-23.40	peak			
2		192.4186	-77.24	-6.67	-83.91	-54.00	-29.91	peak			
3	*	677.5798	-75.69	8.58	-67.11	-54.00	-13.11	peak			

11A_ Ant2 _5825(30MHz-1GHz)

Vertical

Radiated Emission

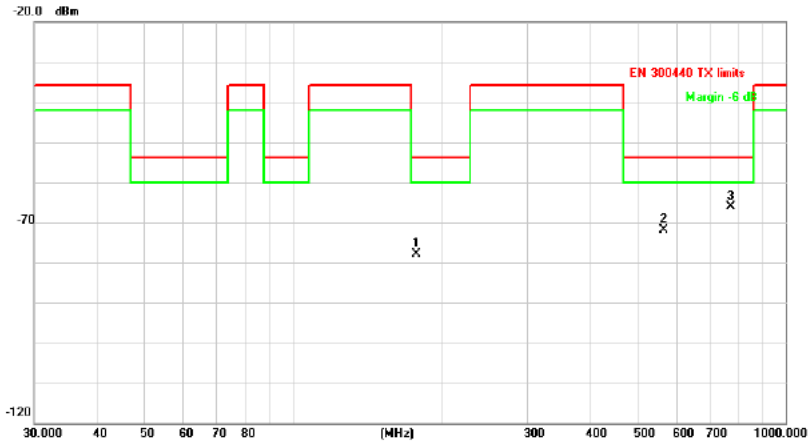

No.	Mk.	Freq.	Reading Level	Correct Factor	Measure-ment	Limit	Over		Antenna Height	Table Degree	
		MHz	dBm	dB	dBm	dBm	dB	Detector	cm	degree	Comment
1		178.7584	-77.52	-0.29	-77.81	-54.00	-23.81	peak			
2		564.6390	-76.33	4.53	-71.80	-54.00	-17.80	peak			
3	*	771.4486	-75.36	9.16	-66.20	-54.00	-12.20	peak			

Horizontal

Radiated Emission

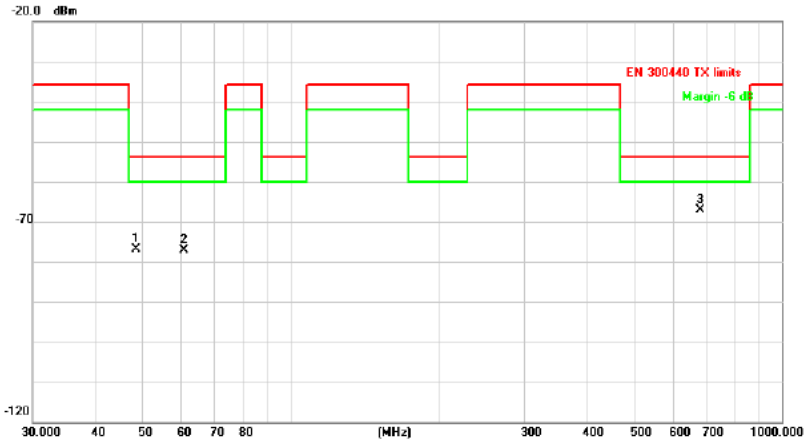

No.	Mk.	Freq.	Reading Level	Correct Factor	Measure-ment	Limit	Over		Antenna Height	Table Degree	
		MHz	dBm	dB	dBm	dBm	dB	Detector	cm	degree	Comment
1		48.5016	-77.30	0.38	-76.92	-54.00	-22.92	peak			
2		60.7044	-76.72	-0.46	-77.18	-54.00	-23.18	peak			
3	*	679.9600	-75.67	8.66	-67.01	-54.00	-13.01	peak			

11A_ Ant3_5745(30MHz-1GHz)

Vertical

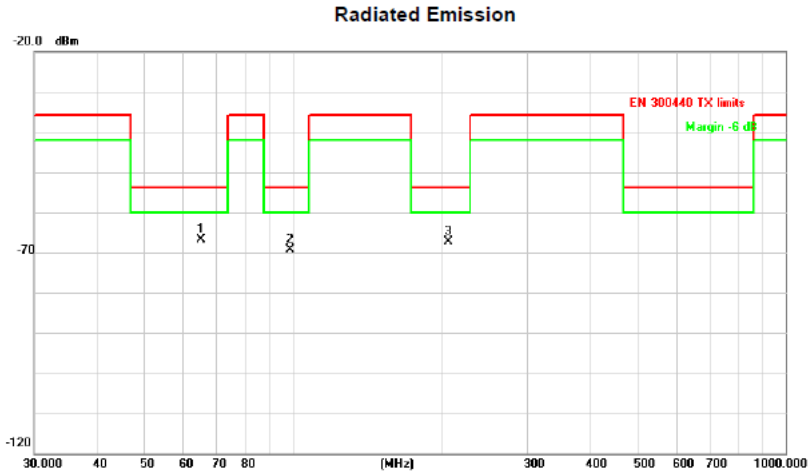

No.	Mk.	Freq.	Reading Level	Correct Factor	Measure-ment	Limit	Over		Antenna Height	Table Degree	
		MHz	dBm	dB	dBm	dBm	dB	Detector	cm	degree	Comment
1	*	65.1145	-86.56	19.60	-66.96	-54.00	-12.96	peak			
2		99.1797	-87.30	17.91	-69.39	-54.00	-15.39	peak			
3		206.3976	-85.78	18.44	-67.34	-54.00	-13.34	peak			

Horizontal

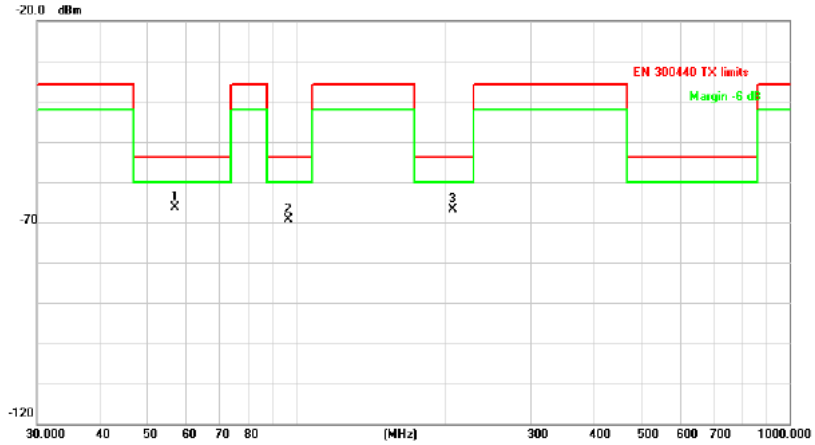

No.	Mk.	Freq.	Reading Level	Correct Factor	Measure-ment	Limit	Over		Antenna Height	Table Degree	
		MHz	dBm	dB	dBm	dBm	dB	Detector	cm	degree	Comment
1	*	56.9912	-87.27	20.84	-66.43	-54.00	-12.43	peak			
2		96.4362	-86.65	17.41	-69.24	-54.00	-15.24	peak			
3		207.1226	-85.19	18.38	-66.81	-54.00	-12.81	peak			

11A_ Ant3 _5825(30MHz-1GHz)

Vertical

Radiated Emission

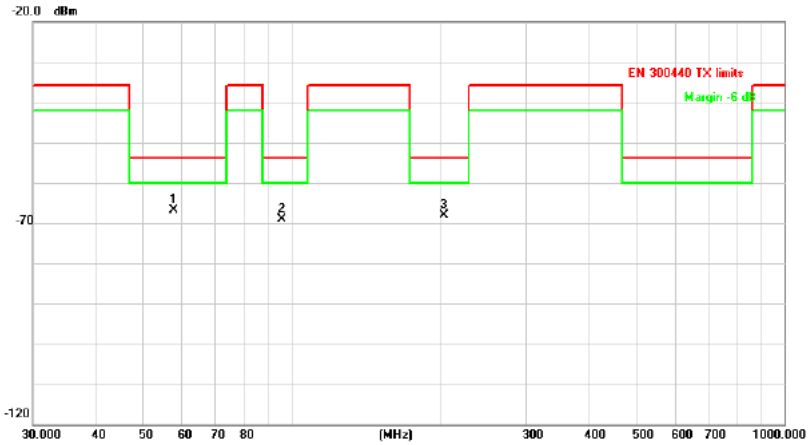

No.	Mk.	Freq.	Reading Level	Correct Factor	Measure-ment	Limit	Over		Antenna Height	Table Degree	
		MHz	dBm	dB	dBm	dBm	dB	Detector	cm	degree	Comment
1	*	57.7962	-87.48	20.53	-66.95	-54.00	-12.95	peak			
2		95.7622	-86.50	17.35	-69.15	-54.00	-15.15	peak			
3		204.2377	-86.64	18.59	-68.05	-54.00	-14.05	peak			

Horizontal

Radiated Emission

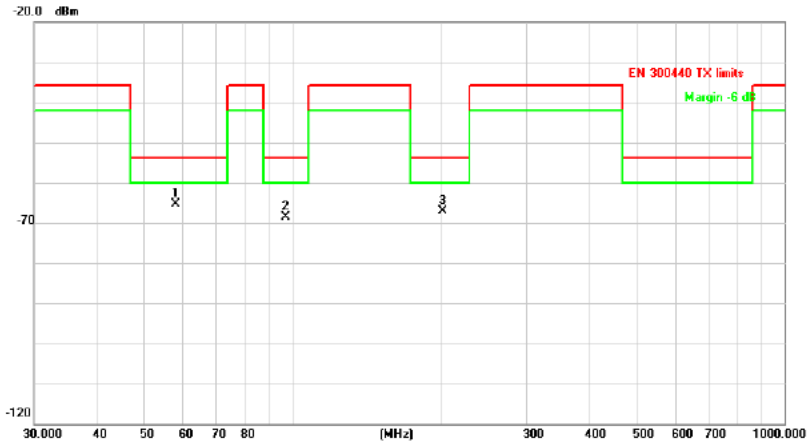

No.	Mk.	Freq.	Reading Level	Correct Factor	Measure-ment	Limit	Over		Antenna Height	Table Degree	
		MHz	dBm	dB	dBm	dBm	dB	Detector	cm	degree	Comment
1	*	57.9993	-85.71	20.45	-65.26	-54.00	-11.26	peak			
2		96.7750	-85.87	17.46	-68.51	-54.00	-14.51	peak			
3		202.1005	-85.83	18.75	-67.08	-54.00	-13.08	peak			

TX_Above_1G:

11A _ Ant1_5745(1GHz-18GHz)

Vertical

Radiated Emission

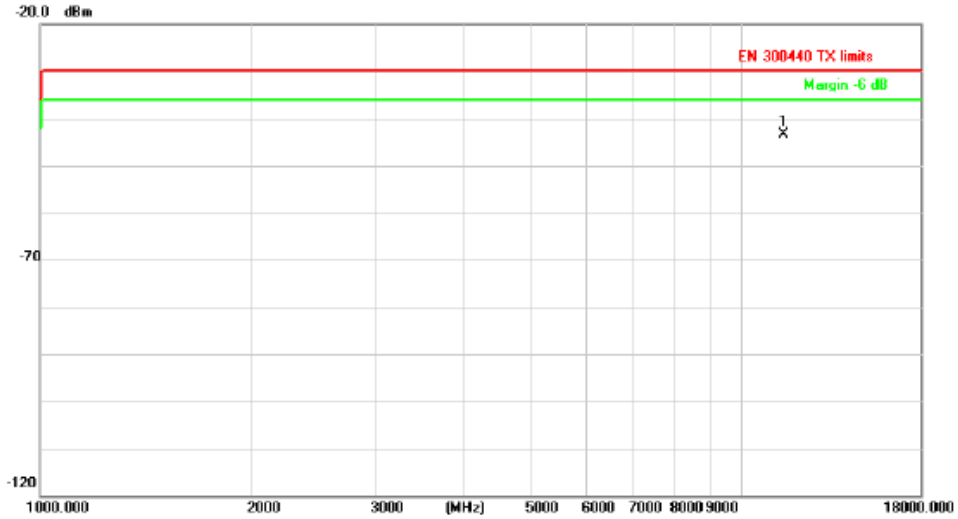

No.	Mk.	Freq.	Reading Level	Correct Factor	Measure-ment	Limit	Over		Antenna Height	Table Degree	
		MHz	dBm	dB	dBm	dBm	dB	Detector	cm	degree	Comment
1	*	11490.000	-61.60	18.22	-43.38	-30.00	-13.38	peak			

Horizontal

Radiated Emission

No.	Mk.	Freq.	Reading Level	Correct Factor	Measure-ment	Limit	Over		Antenna Height	Table Degree	
		MHz	dBm	dB	dBm	dBm	dB	Detector	cm	degree	Comment
1	*	11490.000	-63.21	20.05	-43.16	-30.00	-13.16	peak			

11A_ Ant1 _5825(1GHz-18GHz)

Vertical

Radiated Emission

No.	Mk.	Freq.	Reading Level	Correct Factor	Measure-ment	Limit	Over		Antenna Height	Table Degree	
		MHz	dBm	dB	dBm	dBm	dB	Detector	cm	degree	Comment
1	*	11650.000	-61.98	17.83	-44.15	-30.00	-14.15	peak			

Horizontal

Radiated Emission

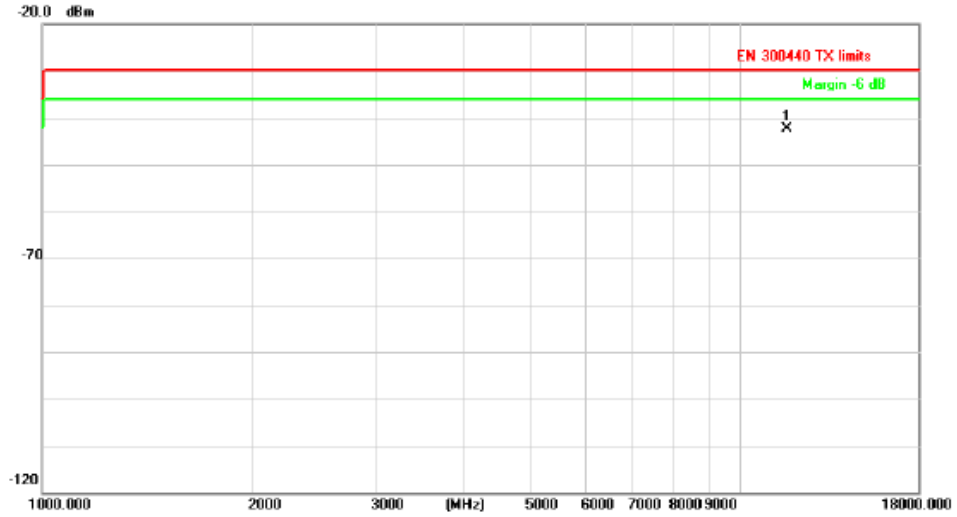

No.	Mk.	Freq.	Reading Level	Correct Factor	Measure-ment	Limit	Over		Antenna Height	Table Degree	
		MHz	dBm	dB	dBm	dBm	dB	Detector	cm	degree	Comment
1	*	11650.000	-61.03	18.64	-42.39	-30.00	-12.39	peak			

11A _ Ant2_5745(1GHz-18GHz)

Vertical

Radiated Emission

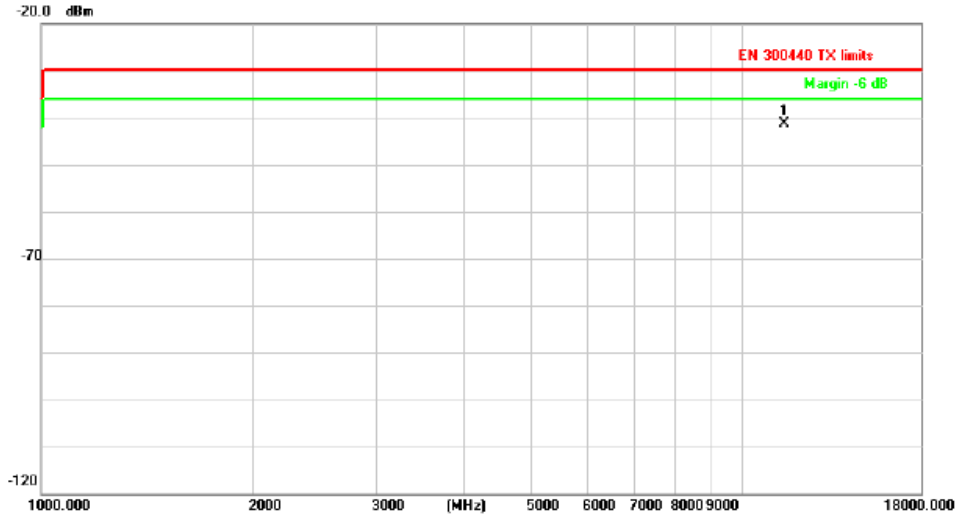

No.	Mk.	Freq.	Reading Level	Correct Factor	Measure-ment	Limit	Over		Antenna Height	Table Degree	
		MHz	dBm	dB	dBm	dBm	dB	Detector	cm	degree	Comment
1	*	11490.000	-59.48	18.22	-41.26	-30.00	-11.26	peak			

Horizontal

Radiated Emission

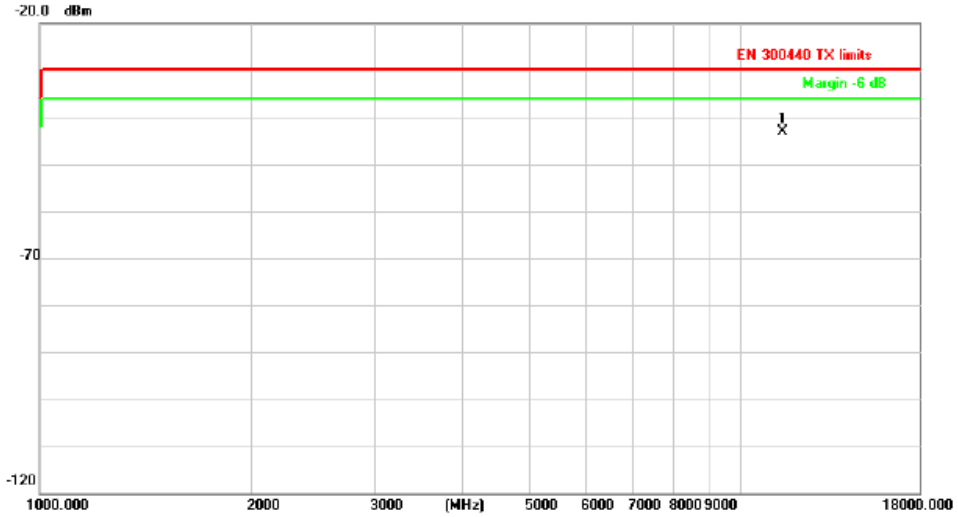

No.	Mk.	Freq.	Reading Level	Correct Factor	Measure-ment	Limit	Over		Antenna Height	Table Degree	
		MHz	dBm	dB	dBm	dBm	dB	Detector	cm	degree	Comment
1	*	11490.000	-63.33	20.05	-43.25	-30.00	-13.25	peak			

11A_ Ant2 _5825(1GHz-18GHz)

Vertical

Radiated Emission

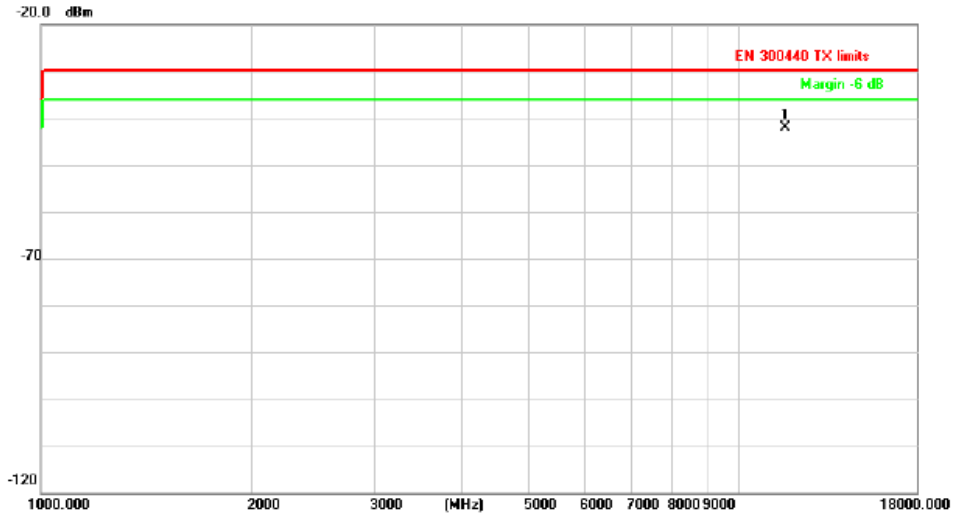

No.	Mk.	Freq.	Reading Level	Correct Factor	Measure-ment	Limit	Over		Antenna Height	Table Degree	
		MHz	dBm	dB	dBm	dBm	dB	Detector	cm	degree	Comment
1	*	11650.000	-60.05	17.83	-42.22	-30.00	-12.22	peak			

Horizontal

Radiated Emission

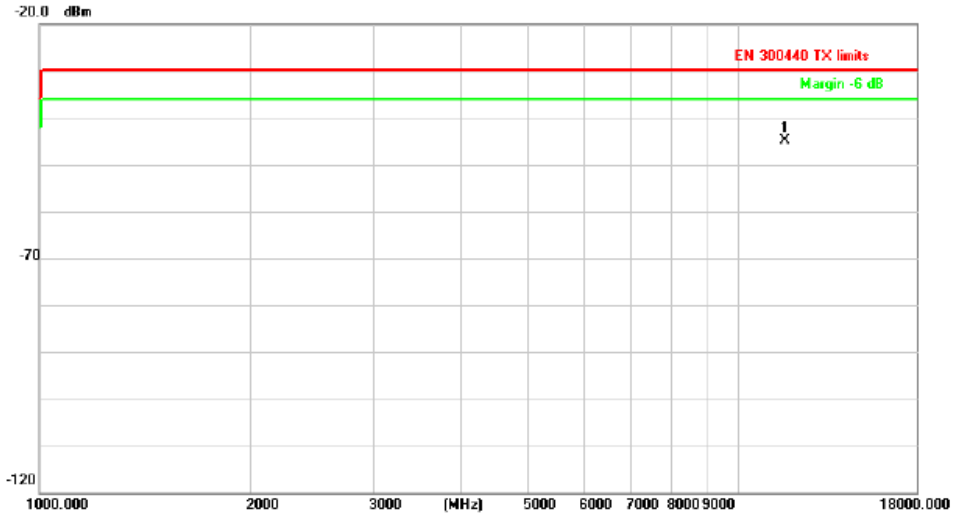

No.	Mk.	Freq.	Reading Level	Correct Factor	Measure-ment	Limit	Over		Antenna Height	Table Degree	
		MHz	dBm	dB	dBm	dBm	dB	Detector	cm	degree	Comment
1	*	11650.000	-63.45	18.64	-44.81	-30.00	-14.81	peak			

11A _ Ant3_5745(1GHz-18GHz)

Vertical

Radiated Emission

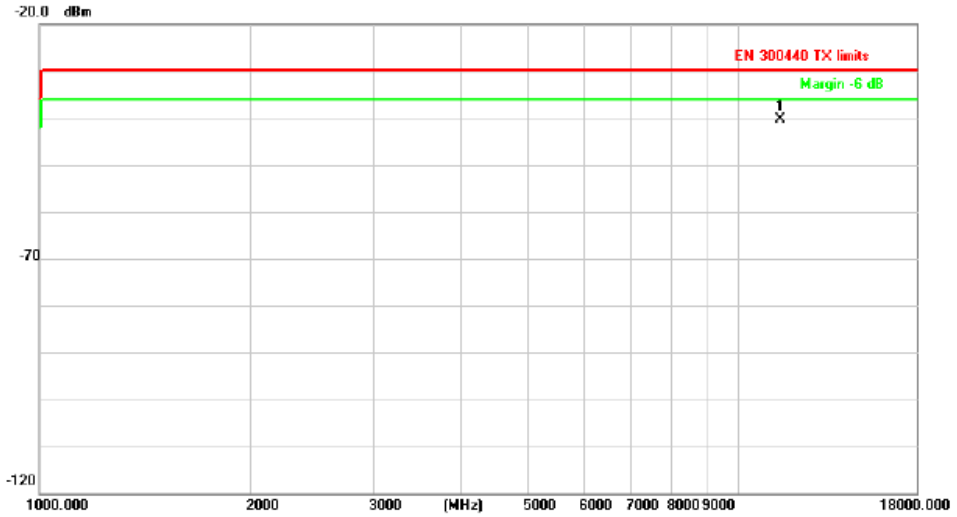

No.	Mk.	Freq.	Reading Level	Correct Factor	Measure-ment	Limit	Over		Antenna Height	Table Degree	
		MHz	dBm	dB	dBm	dBm	dB	Detector	cm	degree	Comment
1	*	11490.000	-58.58	18.22	-40.36	-30.00	-10.36	peak			

Horizontal

Radiated Emission

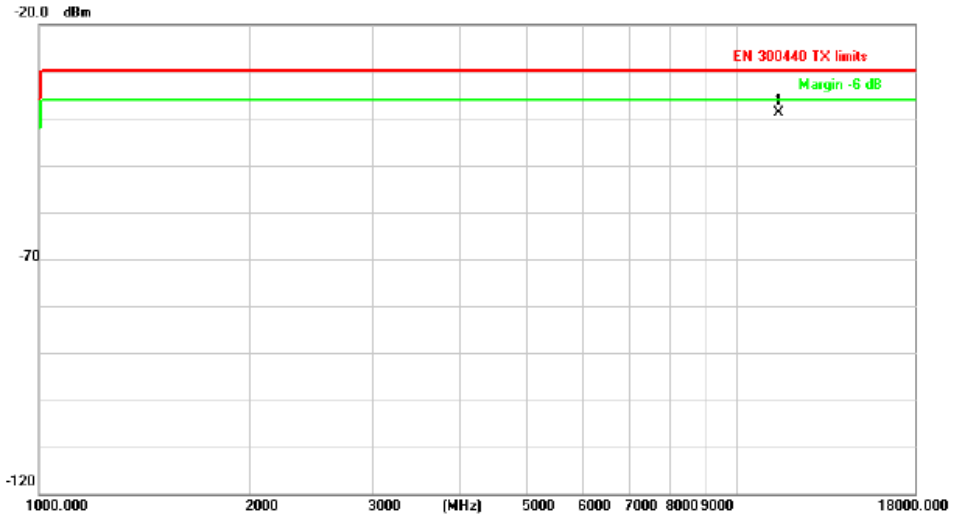

No.	Mk.	Freq.	Reading Level	Correct Factor	Measure-ment	Limit	Over		Antenna Height	Table Degree	
		MHz	dBm	dB	dBm	dBm	dB	Detector	cm	degree	Comment
1	*	11490.000	-58.80	20.05	-38.75	-30.00	-8.75	peak			

11A_ Ant3 _5825(1GHz-18GHz)

Vertical

Radiated Emission

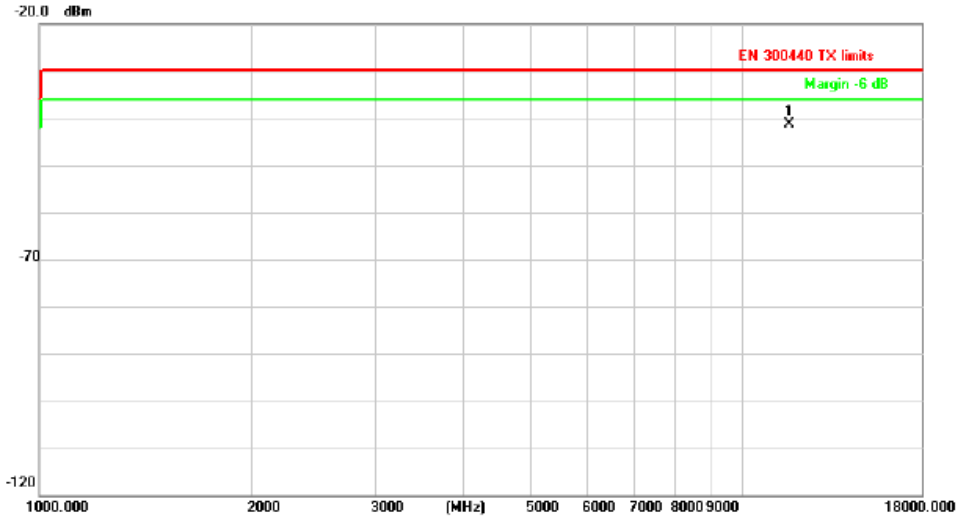

No.	Mk.	Freq.	Reading Level	Correct Factor	Measure-ment	Limit	Over		Antenna Height	Table Degree	
		MHz	dBm	dB	dBm	dBm	dB	Detector	cm	degree	Comment
1	*	11650.000	-59.18	17.83	-41.35	-30.00	-11.35	peak			

Horizontal

Radiated Emission

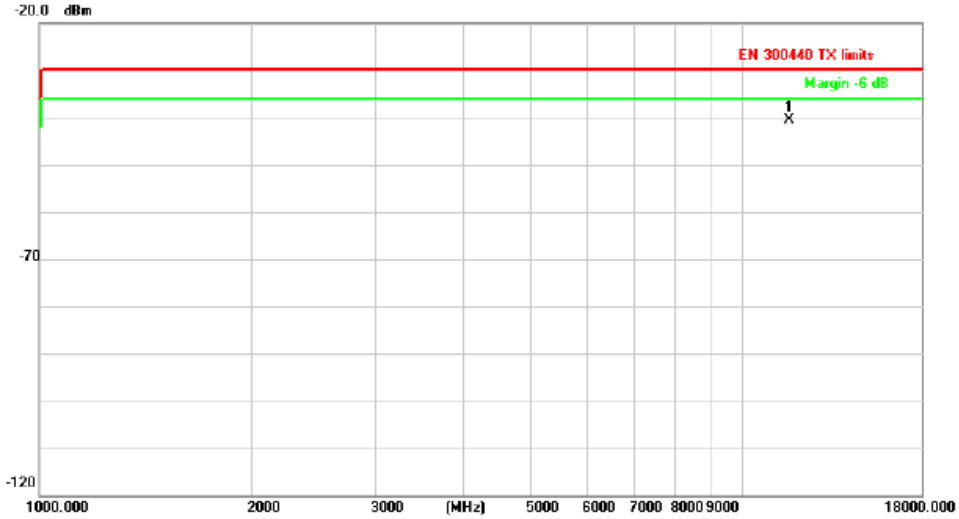

No.	Mk.	Freq.	Reading Level	Correct Factor	Measure-ment	Limit	Over		Antenna Height	Table Degree	
		MHz	dBm	dB	dBm	dBm	dB	Detector	cm	degree	Comment
1	*	11650.000	-59.15	18.64	-40.51	-30.00	-10.51	peak			

RX_Below_1G

11A_ Ant1 _5745(30MHz-1GHz)

Vertical

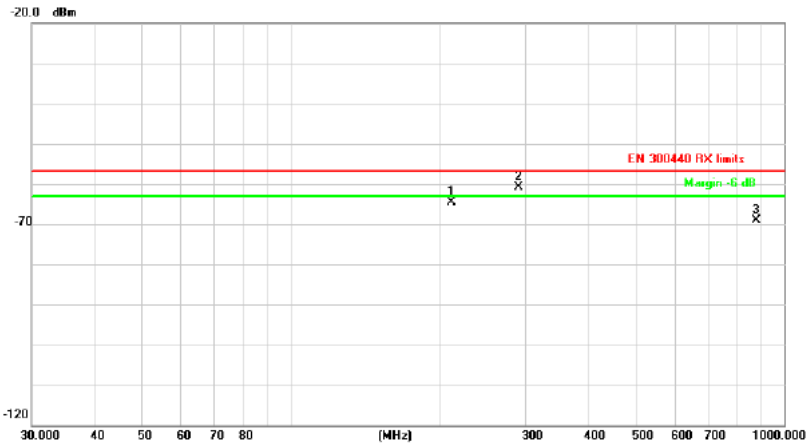

No.	Mk.	Freq.	Reading Level	Correct Factor	Measure-ment	Limit	Over		Antenna Height	Table Degree	
		MHz	dBm	dB	dBm	dBm	dB	Detector	cm	degree	Comment
1		211.5265	-59.55	-4.95	-64.50	-57.00	-7.50	peak			
2	*	290.0172	-57.36	-3.61	-60.97	-57.00	-3.97	peak			
3		875.2470	-76.42	7.36	-69.06	-57.00	-12.06	peak			

Horizontal

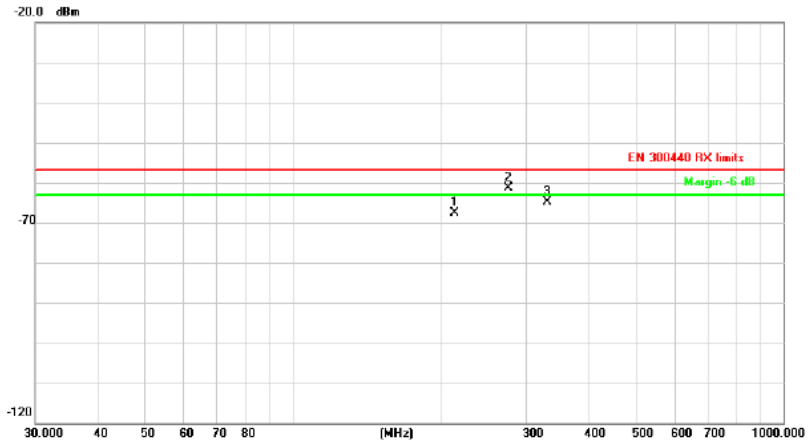

No.	Mk.	Freq.	Reading Level	Correct Factor	Measure-ment	Limit	Over		Antenna Height	Table Degree	
		MHz	dBm	dB	dBm	dBm	dB	Detector	cm	degree	Comment
1		213.7634	-61.42	-6.24	-67.66	-57.00	-10.66	peak			
2	*	275.1570	-60.66	-0.81	-61.47	-57.00	-4.47	peak			
3		330.1950	-60.73	-4.16	-64.89	-57.00	-7.89	peak			

11A_ Ant1 _5825(30MHz-1GHz)

Vertical

Radiated Emission

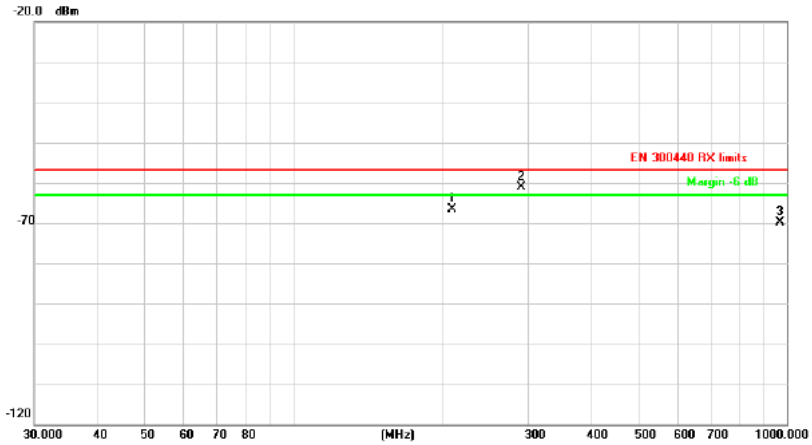

No.	Mk.	Freq.	Reading Level	Correct Factor	Measure-ment	Limit	Over		Antenna Height	Table Degree	
		MHz	dBm	dB	dBm	dBm	dB	Detector	cm	degree	Comment
1		209.3130	-61.66	-4.89	-66.55	-57.00	-9.55	peak			
2	*	289.0021	-57.54	-3.64	-61.18	-57.00	-4.18	peak			
3		965.5421	-80.24	10.27	-69.97	-57.00	-12.97	peak			

Horizontal

Radiated Emission

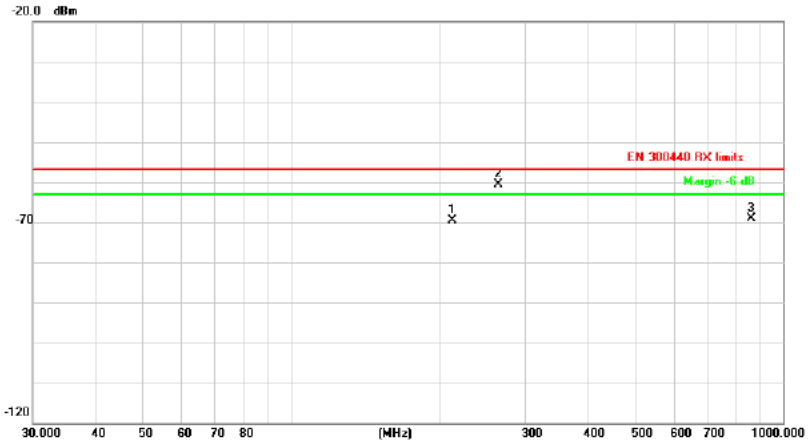

No.	Mk.	Freq.	Reading Level	Correct Factor	Measure-ment	Limit	Over		Antenna Height	Table Degree	
		MHz	dBm	dB	dBm	dBm	dB	Detector	cm	degree	Comment
1		213.0151	-63.42	-6.30	-69.72	-57.00	-12.72	peak			
2	*	264.7457	-60.49	-0.25	-60.74	-57.00	-3.74	peak			
3		860.0352	-80.29	11.24	-69.05	-57.00	-12.05	peak			

11A_ Ant2 _5745(30MHz-1GHz)

Vertical

Radiated Emission

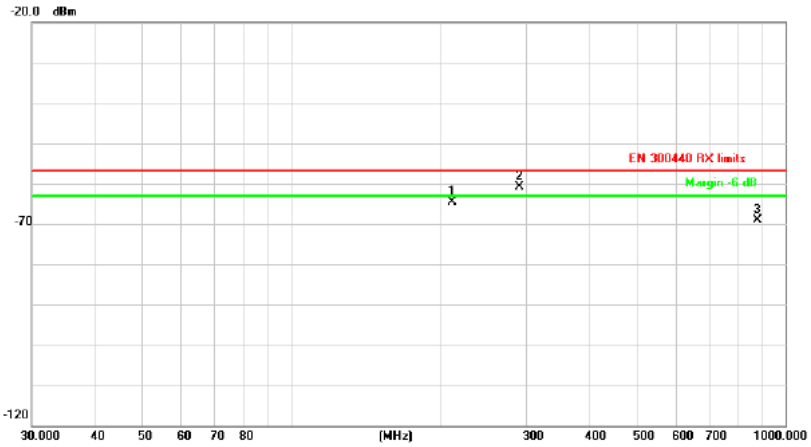

No.	Mk.	Freq.	Reading Level	Correct Factor	Measure-ment	Limit	Over		Antenna Height	Table Degree	
		MHz	dBm	dB	dBm	dBm	dB	Detector	cm	degree	Comment
1		211.5264	-59.57	-4.95	-64.52	-57.00	-7.52	peak			
2	*	290.0172	-57.34	-3.61	-60.95	-57.00	-3.95	peak			
3		875.2471	-76.40	7.36	-69.04	-57.00	-12.04	peak			

Horizontal

Radiated Emission

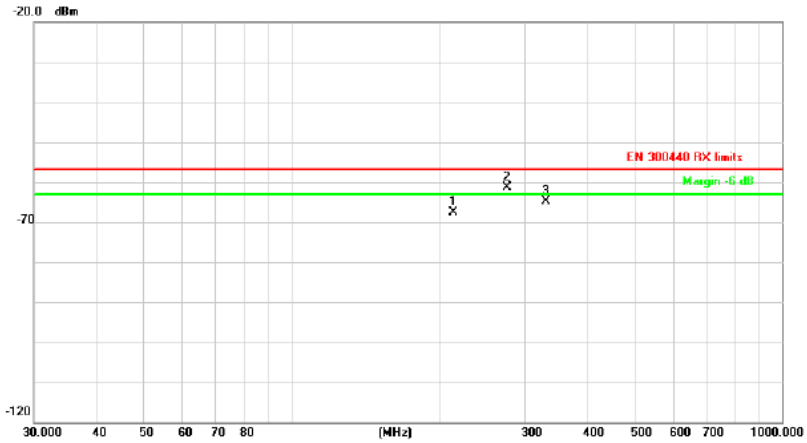

No.	Mk.	Freq.	Reading Level	Correct Factor	Measure-ment	Limit	Over		Antenna Height	Table Degree	
		MHz	dBm	dB	dBm	dBm	dB	Detector	cm	degree	Comment
1		213.7632	-61.41	-6.24	-67.65	-57.00	-10.65	peak			
2	*	275.1570	-60.61	-0.81	-61.42	-57.00	-4.42	peak			
3		330.1951	-60.75	-4.16	-64.91	-57.00	-7.91	peak			

11A_ Ant2 _5825(30MHz-1GHz)

Vertical

Radiated Emission

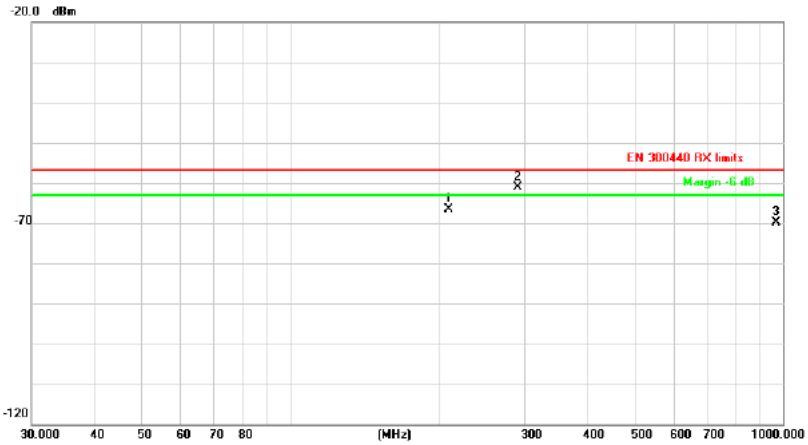

No.	Mk.	Freq.	Reading Level	Correct Factor	Measure-ment	Limit	Over		Antenna Height	Table Degree	
		MHz	dBm	dB	dBm	dBm	dB	Detector	cm	degree	Comment
1		209.3131	-61.62	-4.89	-66.51	-57.00	-9.51	peak			
2	*	289.0020	-57.52	-3.64	-61.16	-57.00	-4.16	peak			
3		965.5420	-80.25	10.27	-69.98	-57.00	-12.98	peak			

Horizontal

Radiated Emission

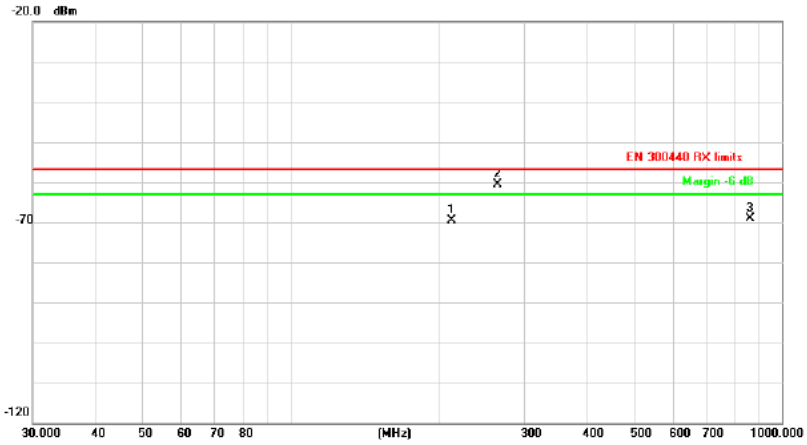

No.	Mk.	Freq.	Reading Level	Correct Factor	Measure-ment	Limit	Over		Antenna Height	Table Degree	
		MHz	dBm	dB	dBm	dBm	dB	Detector	cm	degree	Comment
1		213.0150	-63.41	-6.30	-69.71	-57.00	-12.71	peak			
2	*	264.7457	-60.50	-0.25	-60.75	-57.00	-3.75	peak			
3		860.0353	-80.26	11.24	-69.02	-57.00	-12.02	peak			

11A_ Ant3 _5745(30MHz-1GHz)

Vertical

Radiated Emission

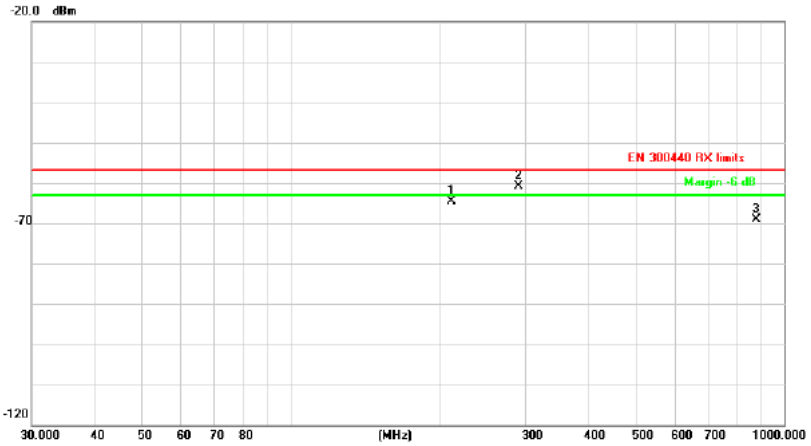

No.	Mk.	Freq.	Reading Level	Correct Factor	Measure-ment	Limit	Over		Antenna Height	Table Degree	
		MHz	dBm	dB	dBm	dBm	dB	Detector	cm	degree	Comment
1		211.5264	-59.57	-4.95	-64.52	-57.00	-7.52	peak			
2	*	290.0172	-57.34	-3.61	-60.95	-57.00	-3.95	peak			
3		875.2471	-76.44	7.36	-69.08	-57.00	-12.08	peak			

Horizontal

Radiated Emission

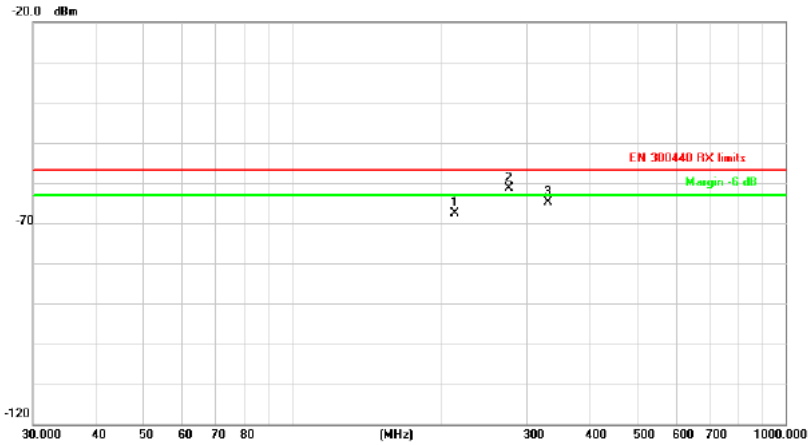

No.	Mk.	Freq.	Reading Level	Correct Factor	Measure-ment	Limit	Over		Antenna Height	Table Degree	
		MHz	dBm	dB	dBm	dBm	dB	Detector	cm	degree	Comment
1		213.7631	-61.40	-6.24	-67.64	-57.00	-10.64	peak			
2	*	275.1589	-60.67	-0.81	-61.48	-57.00	-4.48	peak			
3		330.1951	-60.70	-4.16	-64.86	-57.00	-7.86	peak			

11A_ Ant3 _5825(30MHz-1GHz)

Vertical

Radiated Emission

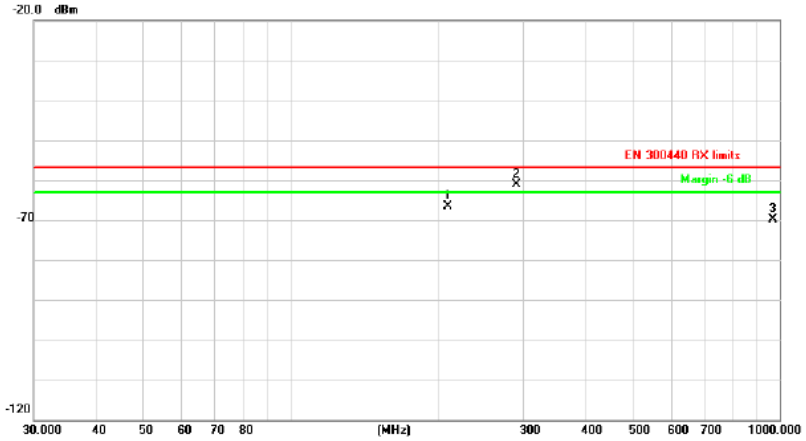

No.	Mk.	Freq.	Reading Level	Correct Factor	Measure-ment	Limit	Over		Antenna Height	Table Degree	
		MHz	dBm	dB	dBm	dBm	dB	Detector	cm	degree	Comment
1		209.3131	-61.65	-4.89	-66.54	-57.00	-9.54	peak			
2	*	289.0021	-57.51	-3.64	-61.15	-57.00	-4.15	peak			
3		965.5422	-80.21	10.27	-69.94	-57.00	-12.94	peak			

Horizontal

Radiated Emission

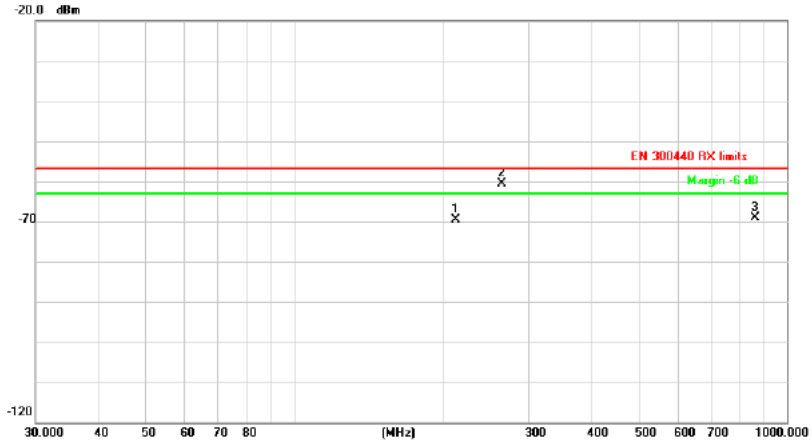

No.	Mk.	Freq.	Reading Level	Correct Factor	Measure-ment	Limit	Over		Antenna Height	Table Degree	
		MHz	dBm	dB	dBm	dBm	dB	Detector	cm	degree	Comment
1		213.0152	-63.40	-6.30	-69.70	-57.00	-12.74	peak			
2	*	264.7455	-60.46	-0.25	-60.71	-57.00	-3.71	peak			
3		860.0351	-80.30	11.24	-69.06	-57.00	-12.06	peak			

RX_Above_1G:

11A_ Ant1 _5745(1GHz-18GHz)

Vertical

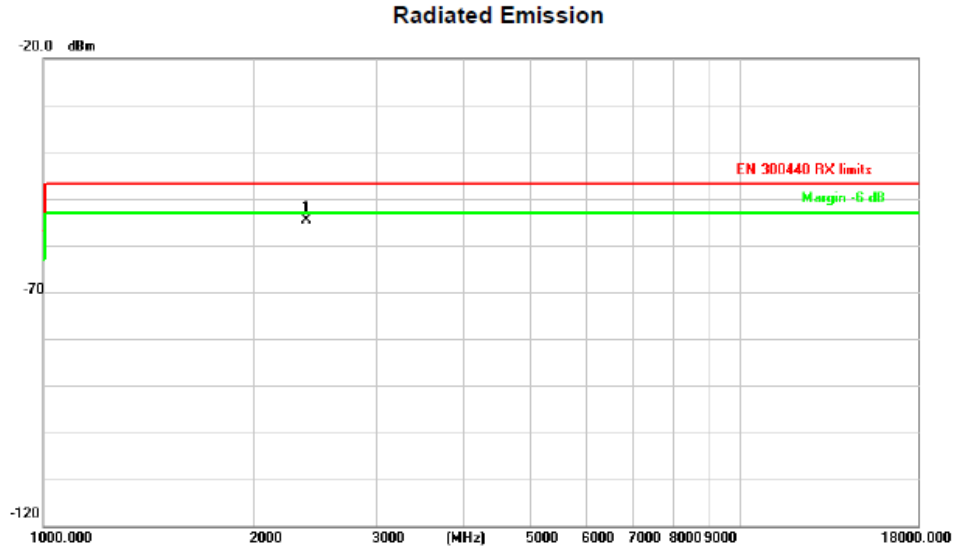

No.	Mk.	Freq.	Reading Level	Correct Factor	Measure-ment	Limit	Over		Antenna Height	Table Degree	
		MHz	dBm	dB	dBm	dBm	dB	Detector	cm	degree	Comment
1	*	2380.026	-68.92	14.28	-54.64	-47.00	-7.64	peak			

Horizontal

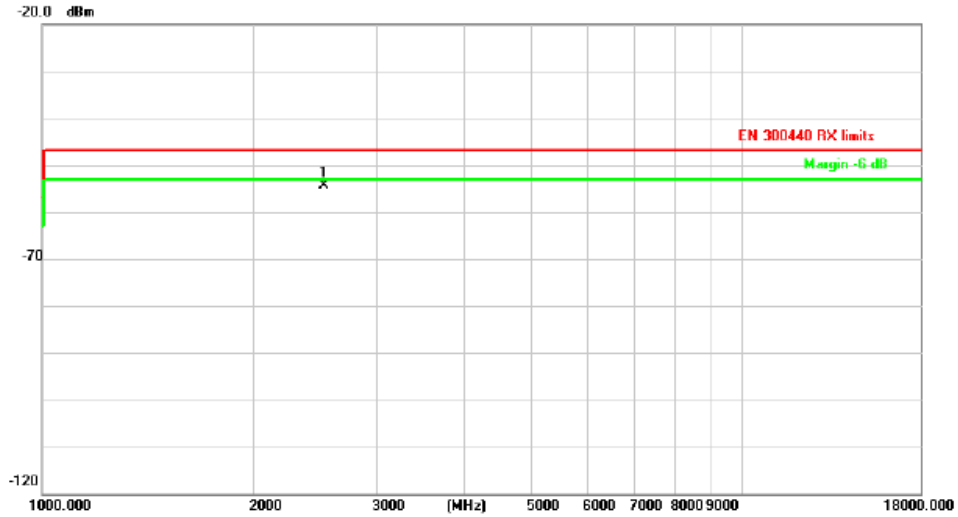

No.	Mk.	Freq.	Reading Level	Correct Factor	Measure-ment	Limit	Over		Antenna Height	Table Degree	
		MHz	dBm	dB	dBm	dBm	dB	Detector	cm	degree	Comment
1	*	2514.386	-68.84	14.48	-54.36	-47.00	-7.36	peak			

11A _ Ant1_5825(1GHz-18GHz)

Vertical

Radiated Emission

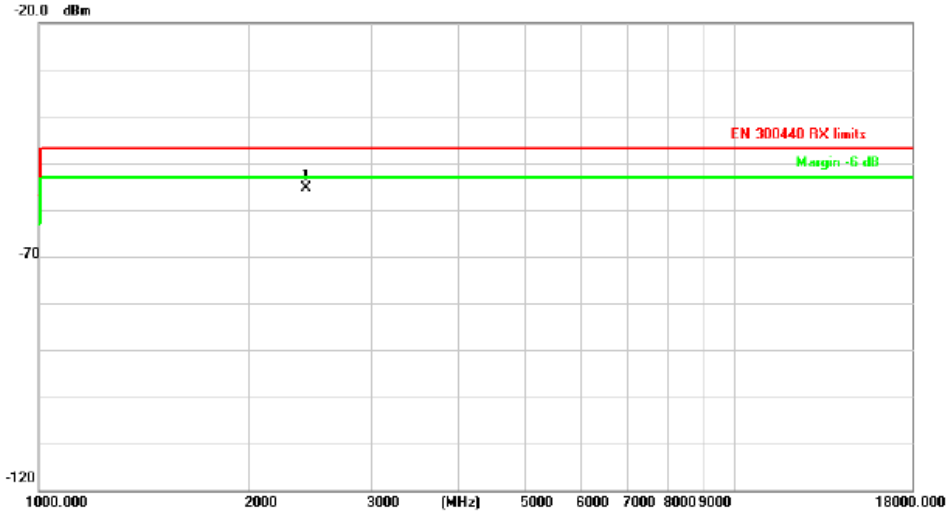

No.	Mk.	Freq.	Reading Level	Correct Factor	Measure-ment	Limit	Over		Antenna Height	Table Degree	
		MHz	dBm	dB	dBm	dBm	dB	Detector	cm	degree	Comment
1	*	2414.672	-69.59	14.30	-55.29	-47.00	-8.29	peak			

Horizontal

Radiated Emission

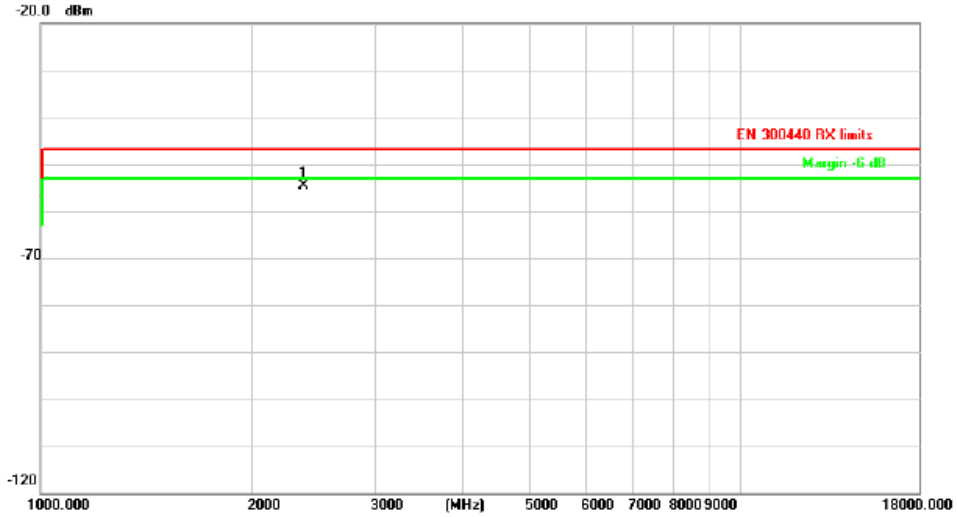

No.	Mk.	Freq.	Reading Level	Correct Factor	Measure-ment	Limit	Over		Antenna Height	Table Degree	
		MHz	dBm	dB	dBm	dBm	dB	Detector	cm	degree	Comment
1	*	2366.308	-68.81	14.29	-54.52	-47.00	-7.52	peak			

11A_ Ant2 _5745(1GHz-18GHz)

Vertical

Radiated Emission

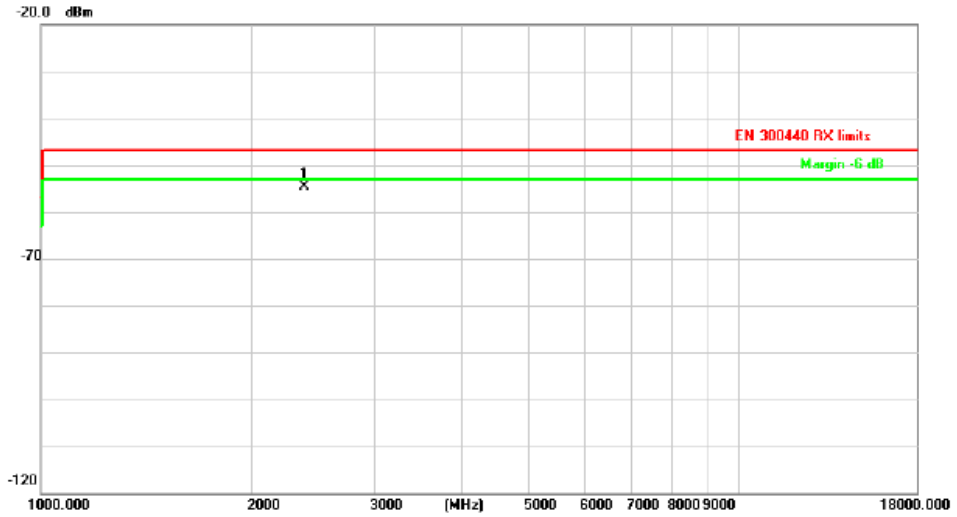

No.	Mk.	Freq.	Reading Level	Correct Factor	Measure-ment	Limit	Over		Antenna Height	Table Degree	
		MHz	dBm	dB	dBm	dBm	dB	Detector	cm	degree	Comment
1	*	2380.021	-68.89	14.28	-54.61	-47.00	-7.61	peak			

Horizontal

Radiated Emission

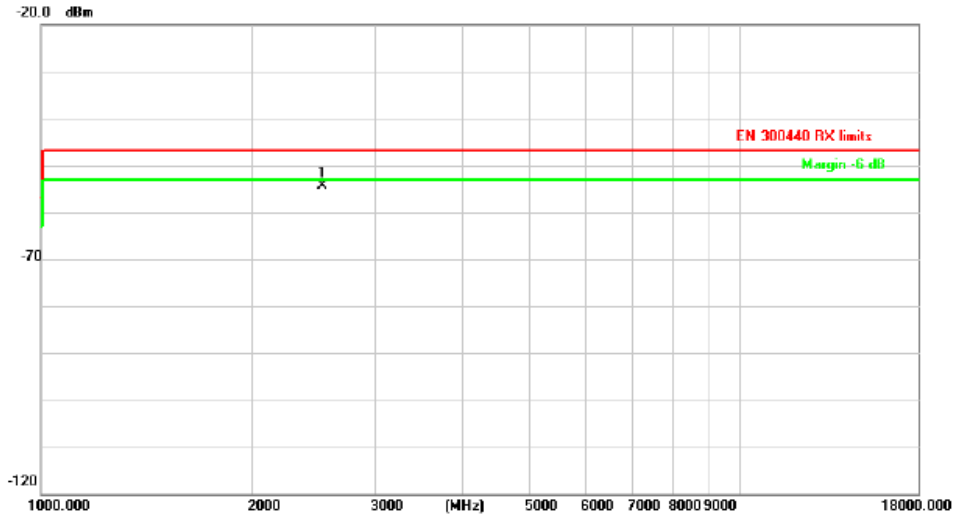

No.	Mk.	Freq.	Reading Level	Correct Factor	Measure-ment	Limit	Over		Antenna Height	Table Degree	
		MHz	dBm	dB	dBm	dBm	dB	Detector	cm	degree	Comment
1	*	2514.384	-68.84	14.48	-54.36	-47.00	-7.36	peak			

11A _ Ant2_5825(1GHz-18GHz)

Vertical

Radiated Emission

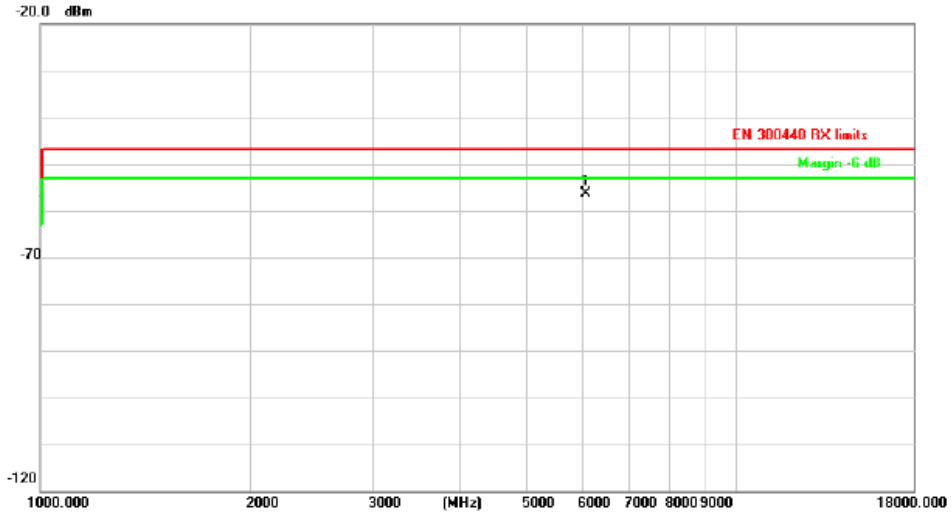

No.	Mk.	Freq.	Reading Level	Correct Factor	Measure-ment	Limit	Over		Antenna Height	Table Degree	
		MHz	dBm	dB	dBm	dBm	dB	Detector	cm	degree	Comment
1	*	6071.410	-54.10	-2.25	-56.35	-47.00	-9.35	peak			

Horizontal

Radiated Emission

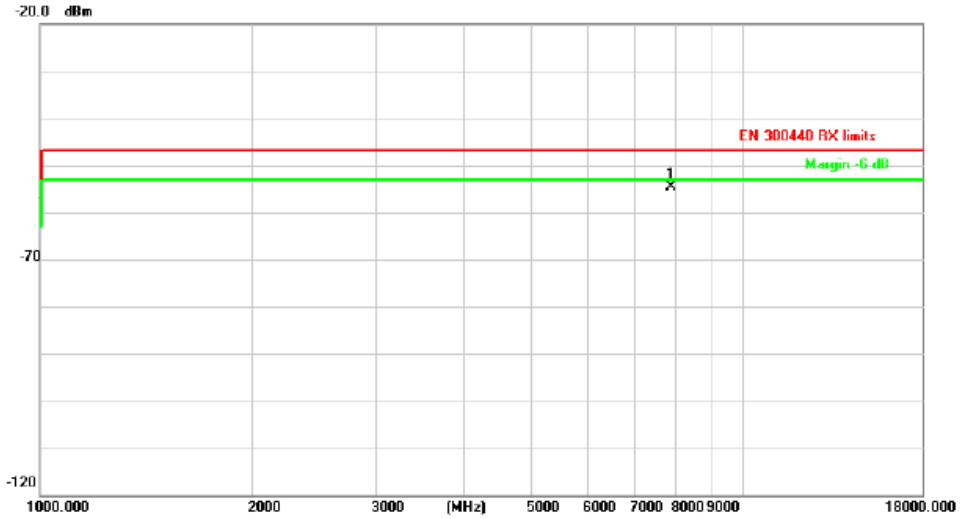

No.	Mk.	Freq.	Reading Level	Correct Factor	Measure-ment	Limit	Over		Antenna Height	Table Degree	
		MHz	dBm	dB	dBm	dBm	dB	Detector	cm	degree	Comment
1	*	7875.252	-56.99	2.45	-54.54	-47.00	-7.54	peak			

11A_ Ant3 _5745(1GHz-18GHz)

Vertical

Radiated Emission

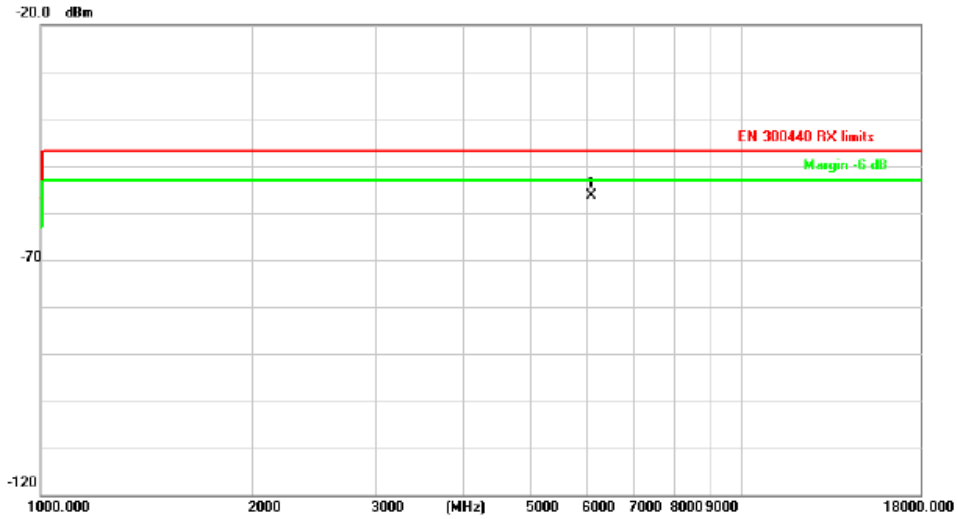

No.	Mk.	Freq.	Reading Level	Correct Factor	Measure-ment	Limit	Over		Antenna Height	Table Degree	
		MHz	dBm	dB	dBm	dBm	dB	Detector	cm	degree	Comment
1	*	6088.991	-54.10	-2.29	-56.39	-47.00	-9.39	peak			

Horizontal

Radiated Emission

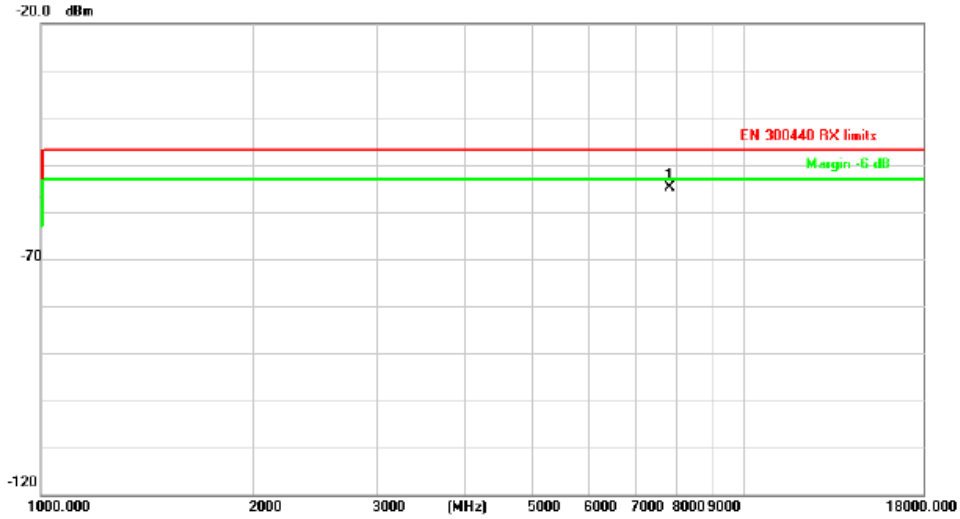

No.	Mk.	Freq.	Reading Level	Correct Factor	Measure-ment	Limit	Over		Antenna Height	Table Degree	
		MHz	dBm	dB	dBm	dBm	dB	Detector	cm	degree	Comment
1	*	7852.524	-57.60	2.86	-54.74	-47.00	-7.74	peak			

11A _ Ant3_5825(1GHz-18GHz)

Vertical

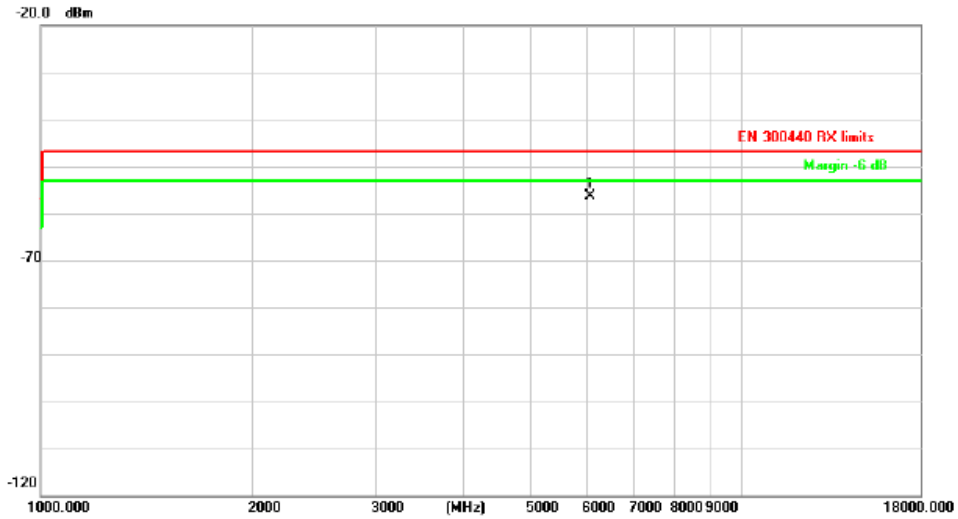

No.	Mk.	Freq.	Reading Level	Correct Factor	Measure-ment	Limit	Over		Antenna Height	Table Degree	
		MHz	dBm	dB	dBm	dBm	dB	Detector	cm	degree	Comment
1	*	6071.417	-54.07	-2.25	-56.32	-47.00	-9.32	peak			

Horizontal

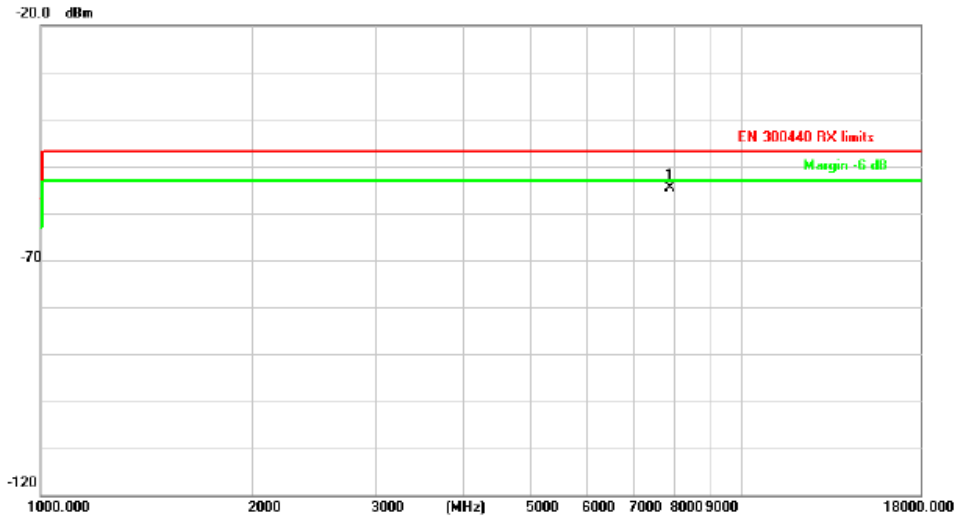

No.	Mk.	Freq.	Reading Level	Correct Factor	Measure-ment	Limit	Over		Antenna Height	Table Degree	
		MHz	dBm	dB	dBm	dBm	dB	Detector	cm	degree	Comment
1	*	7875.254	-56.97	2.45	-54.52	-47.00	-7.52	peak			

For conducted measurement

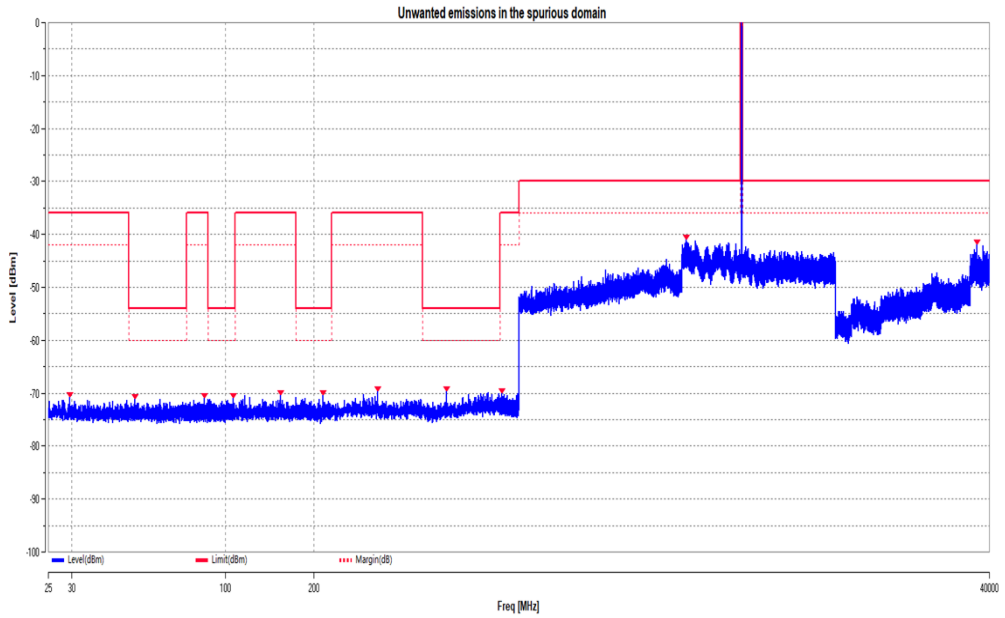

11A-Ant1-5745-PASS

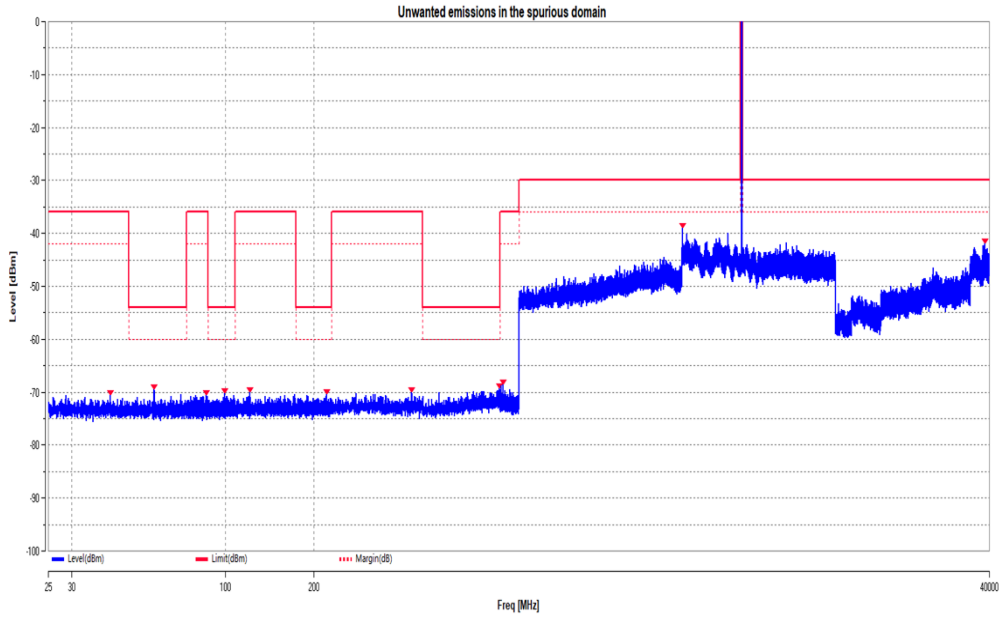

11A-Ant2-5745-PASS

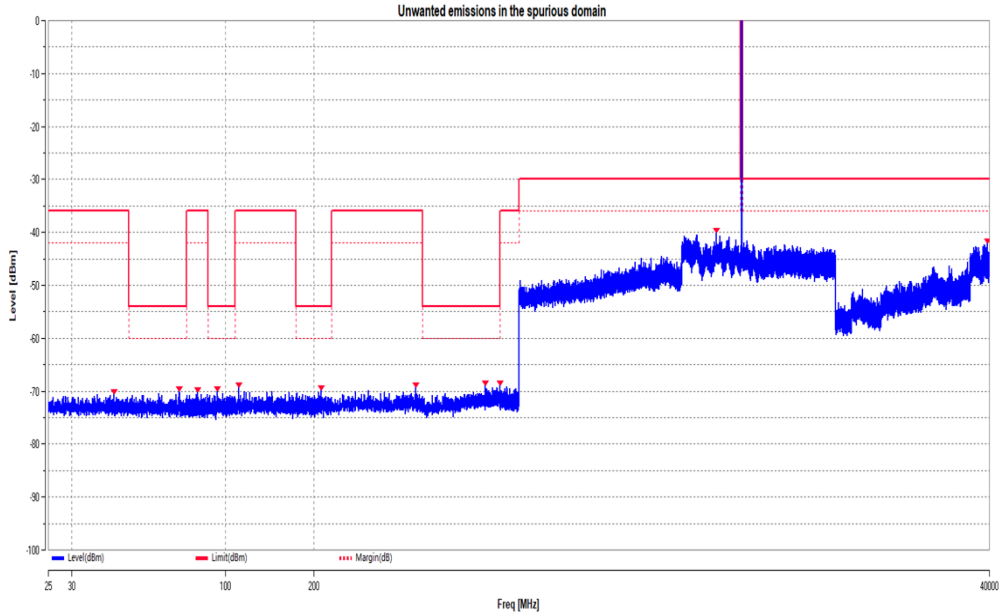

11A-Ant3-5745-PASS

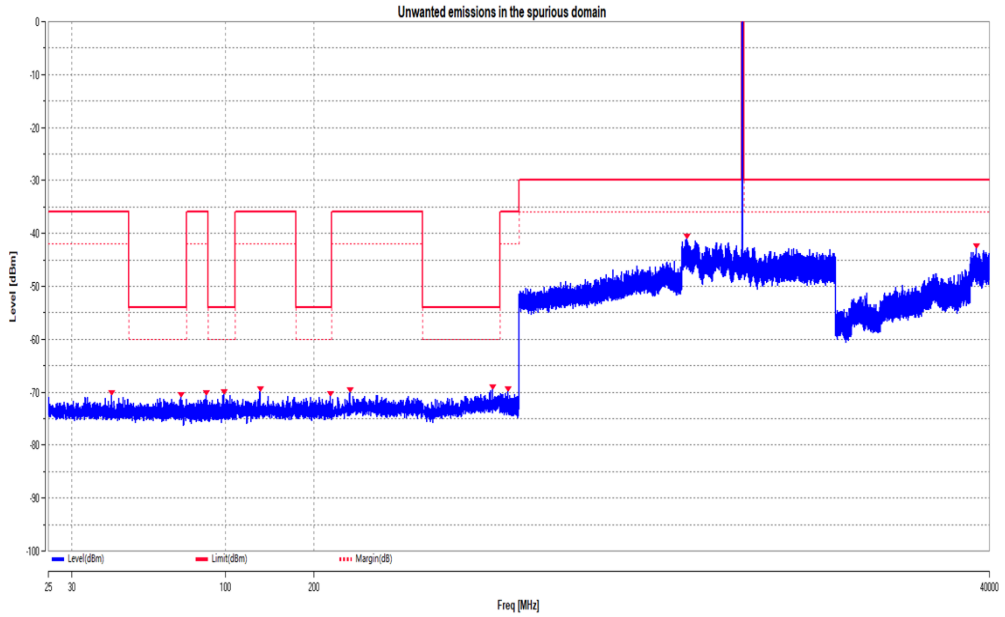

11A-Ant1-5785-PASS

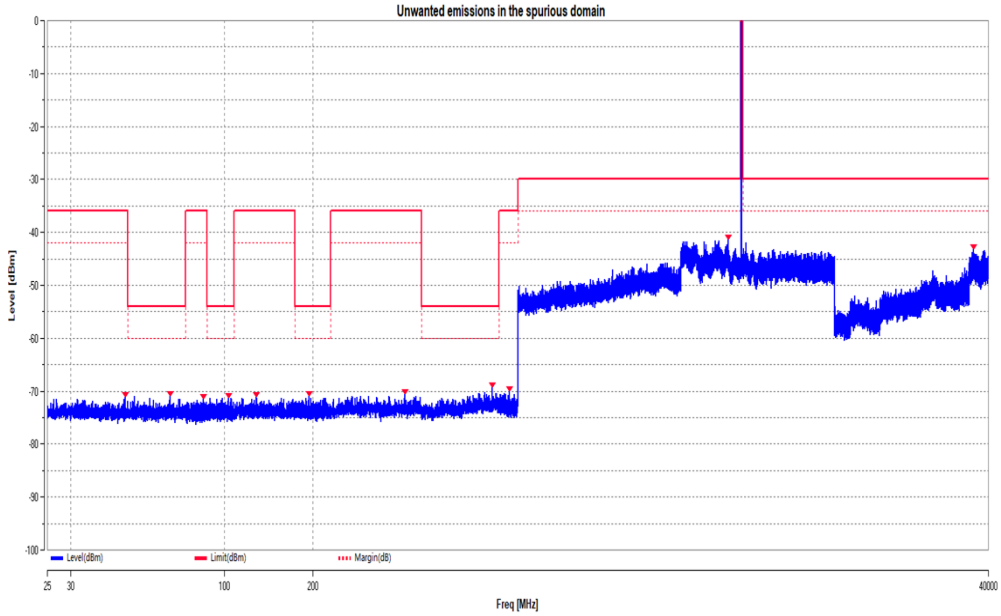

11A-Ant2-5785-PASS

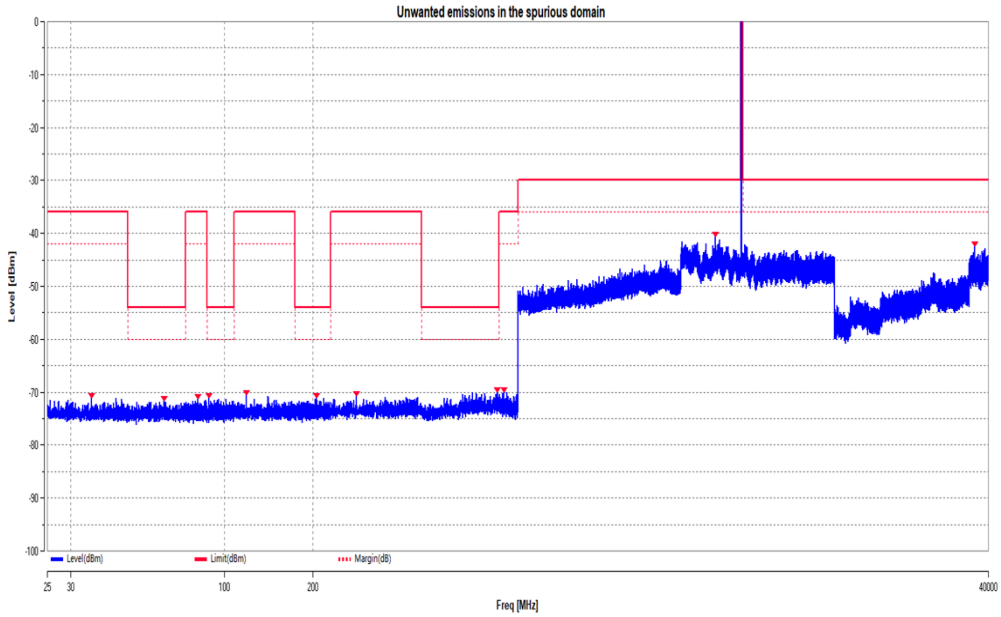

11A-Ant3-5785-PASS

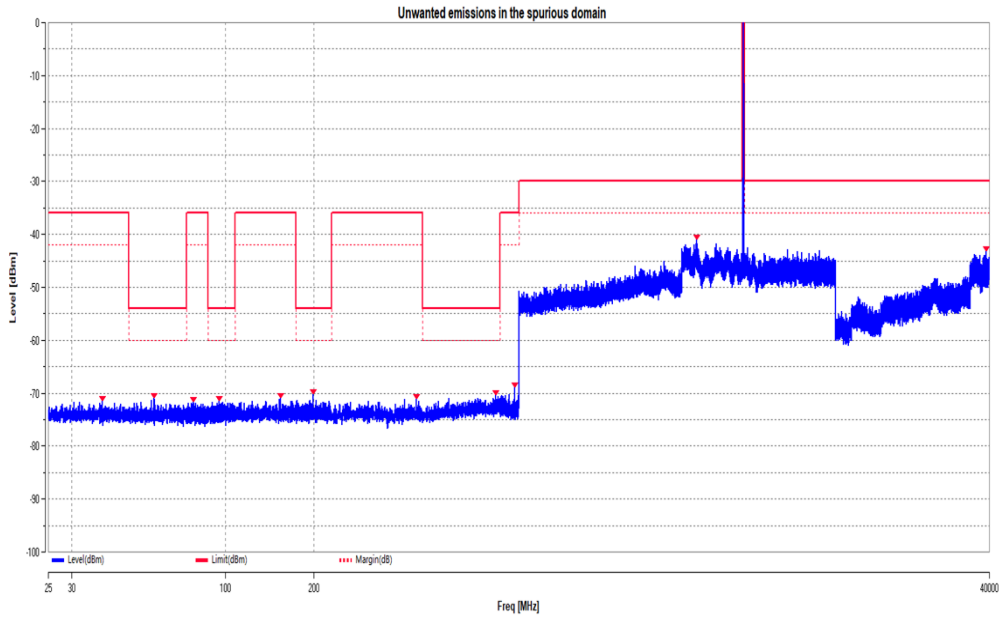

11A-Ant1-5825-PASS

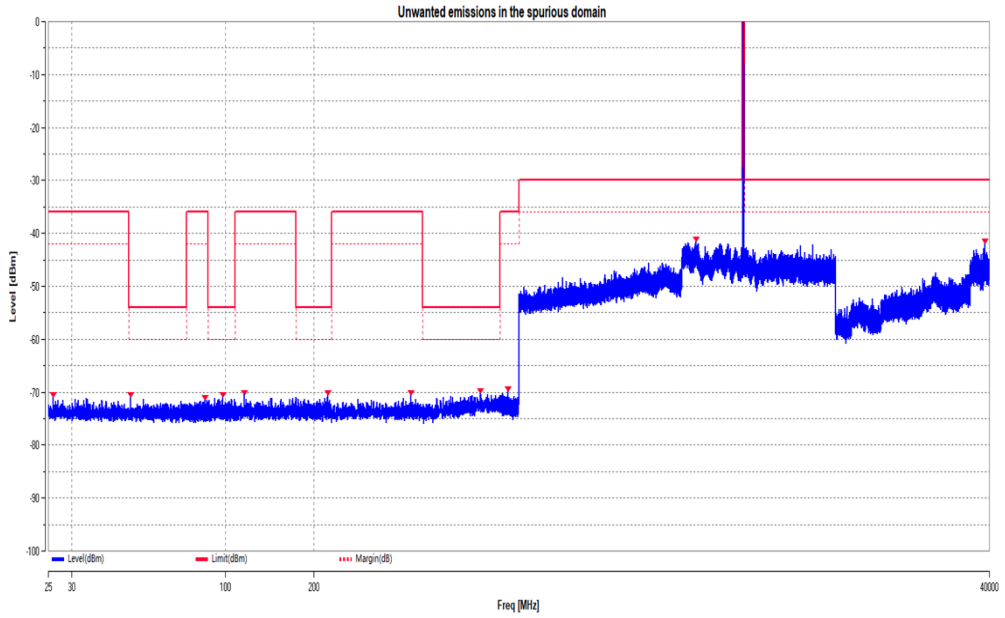

11A-Ant2-5825-PASS

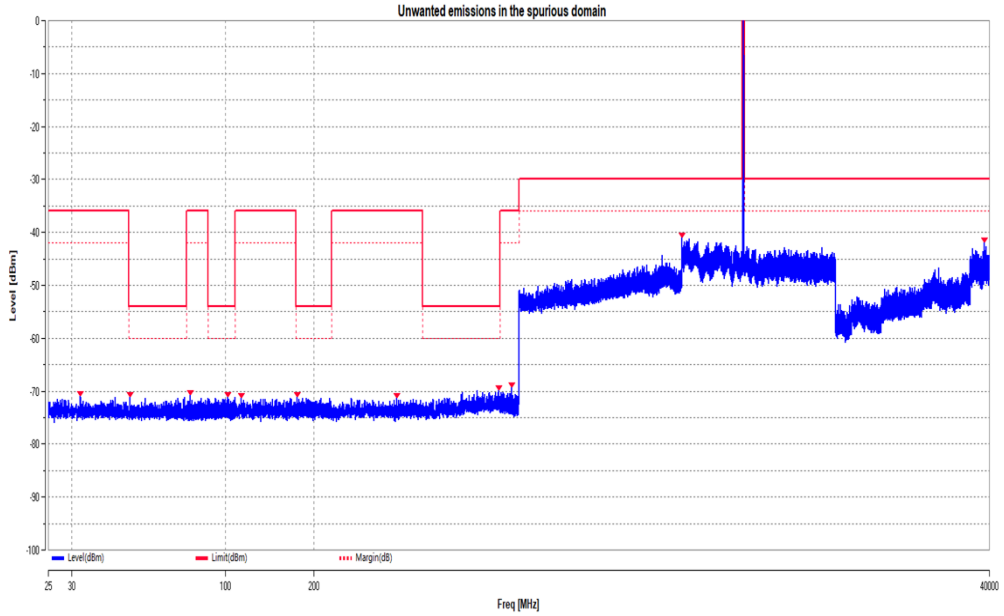

11A-Ant3-5825-PASS

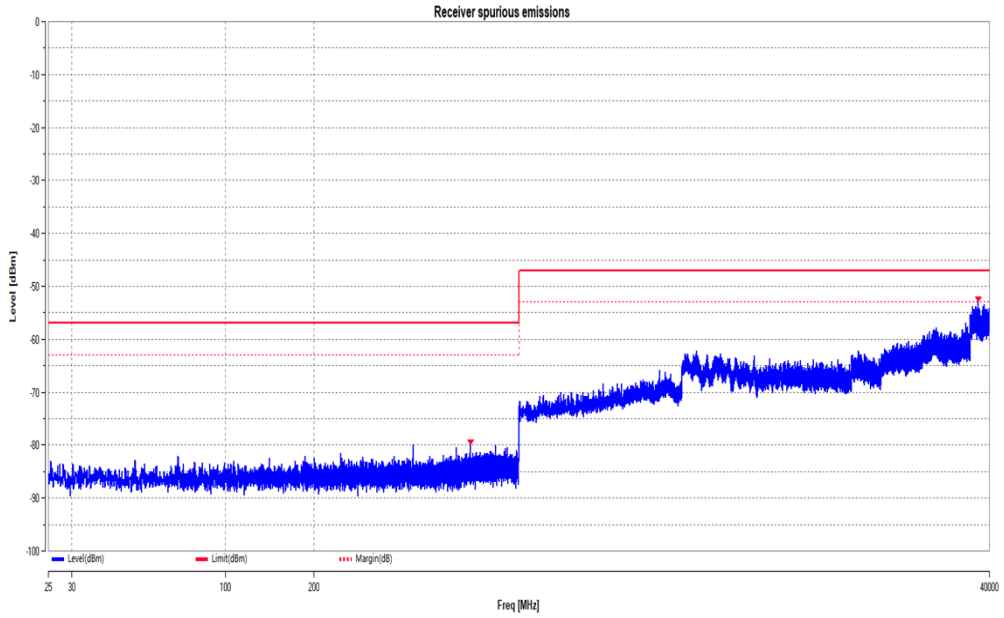

11A-Ant1-5745-PASS

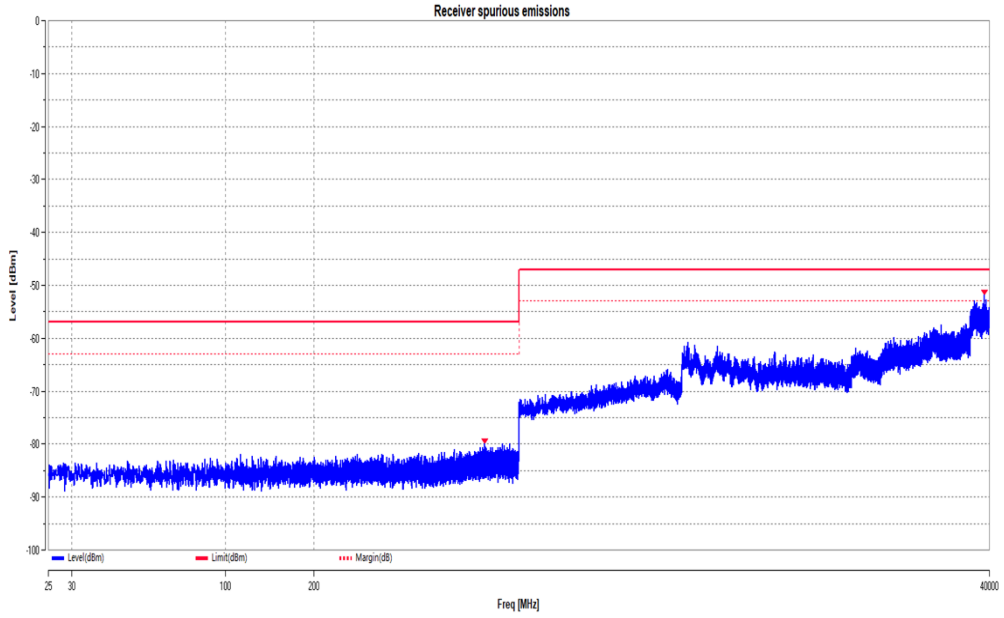

11A-Ant2-5745-PASS

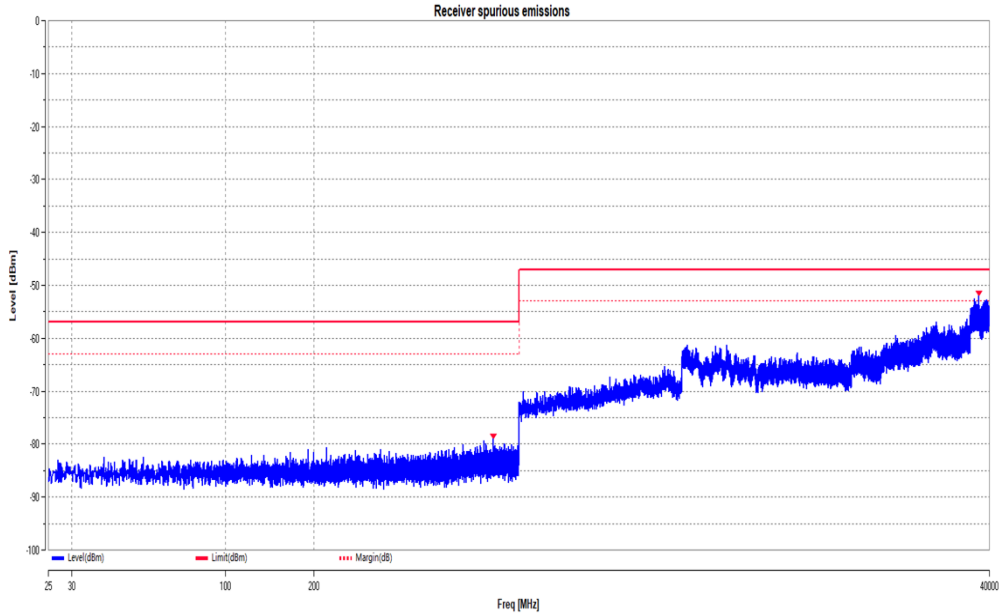

11A-Ant3-5745-PASS

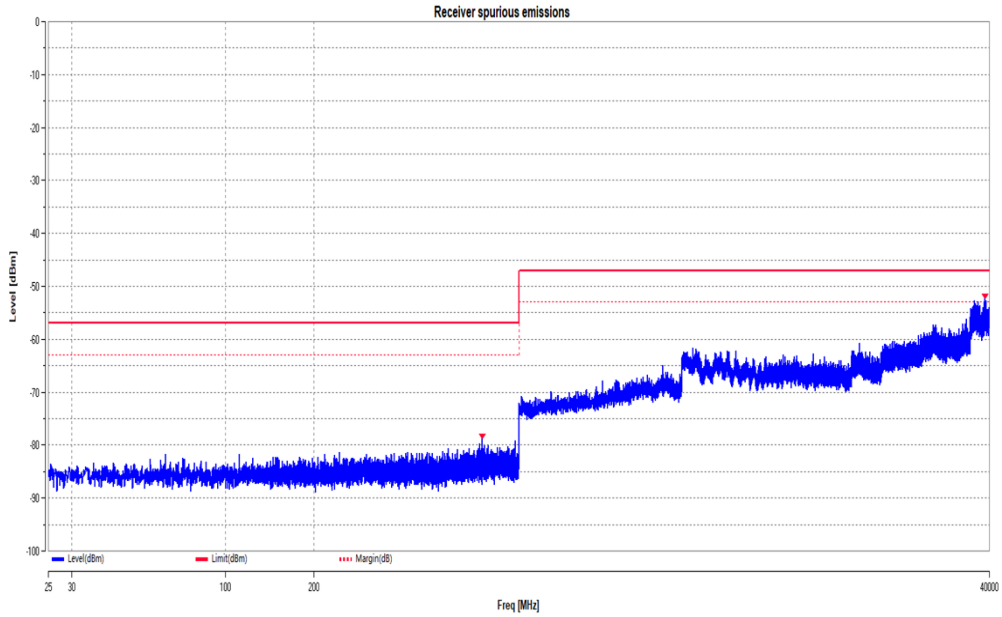

11A-Ant1-5785-PASS

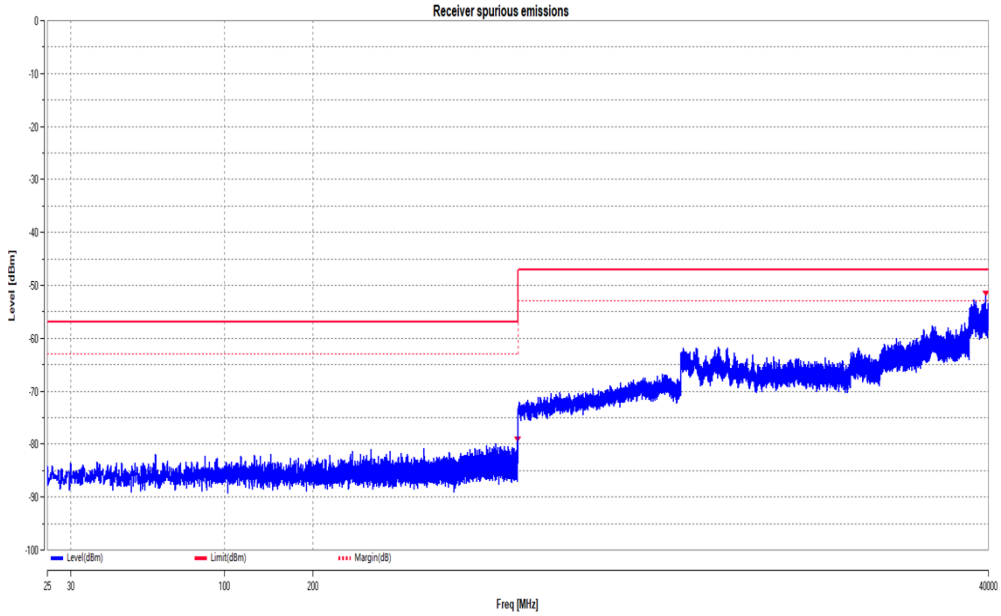

11A-Ant2-5785-PASS

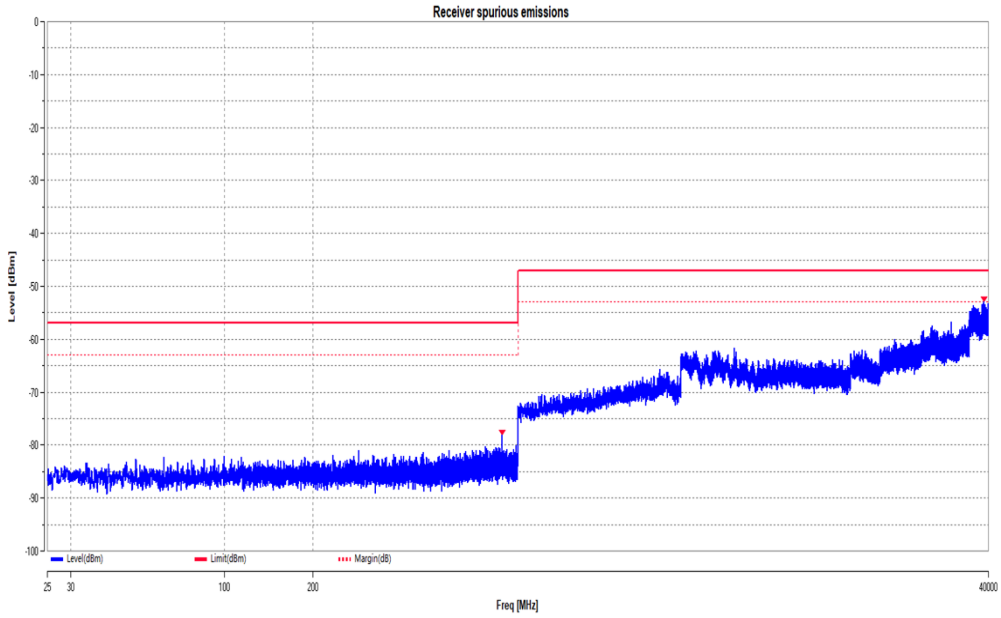

11A-Ant3-5785-PASS

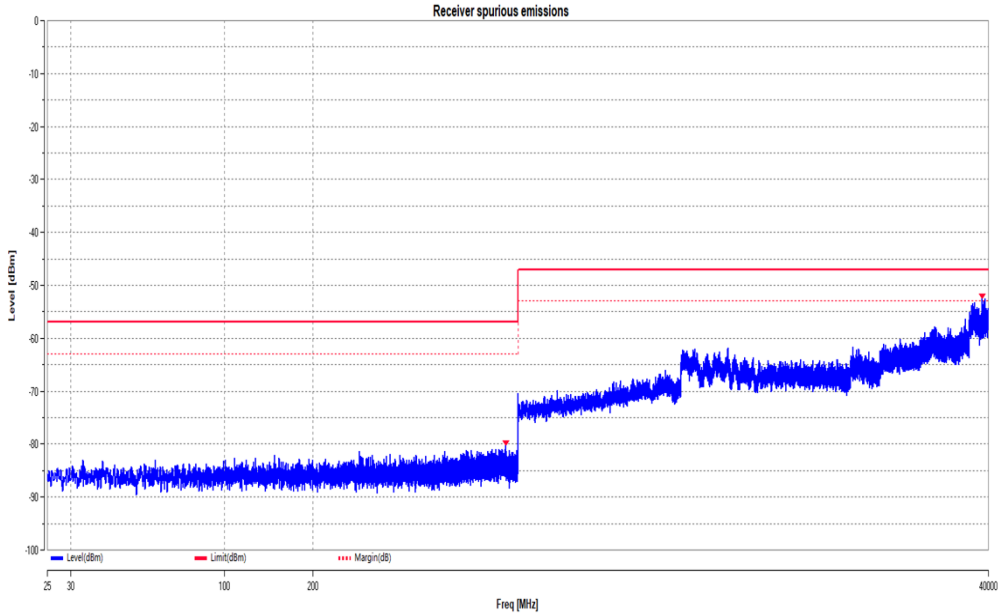

11A-Ant1-5825-PASS

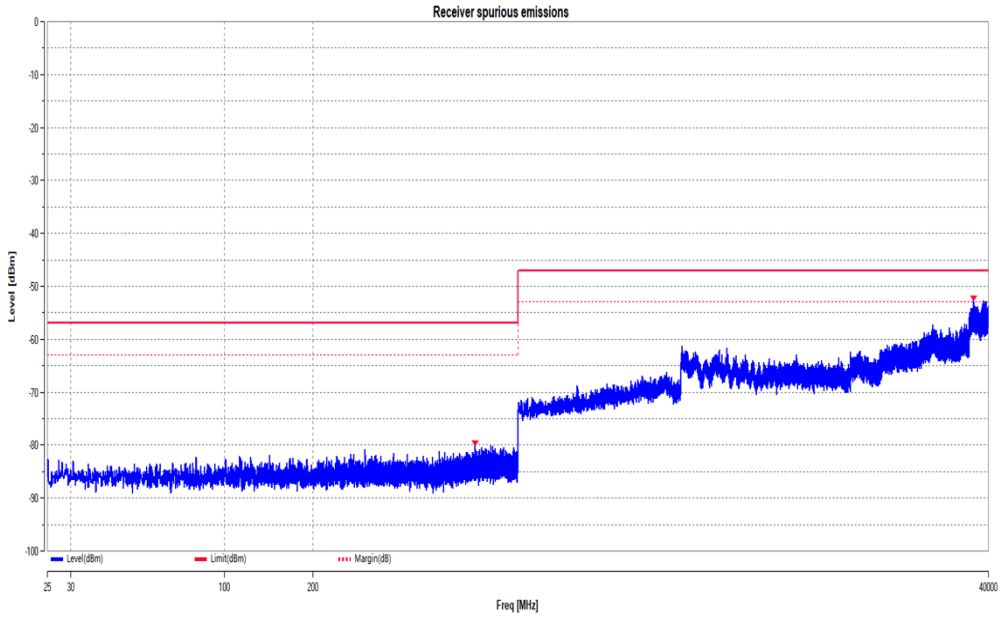

11A-Ant2-5825-PASS

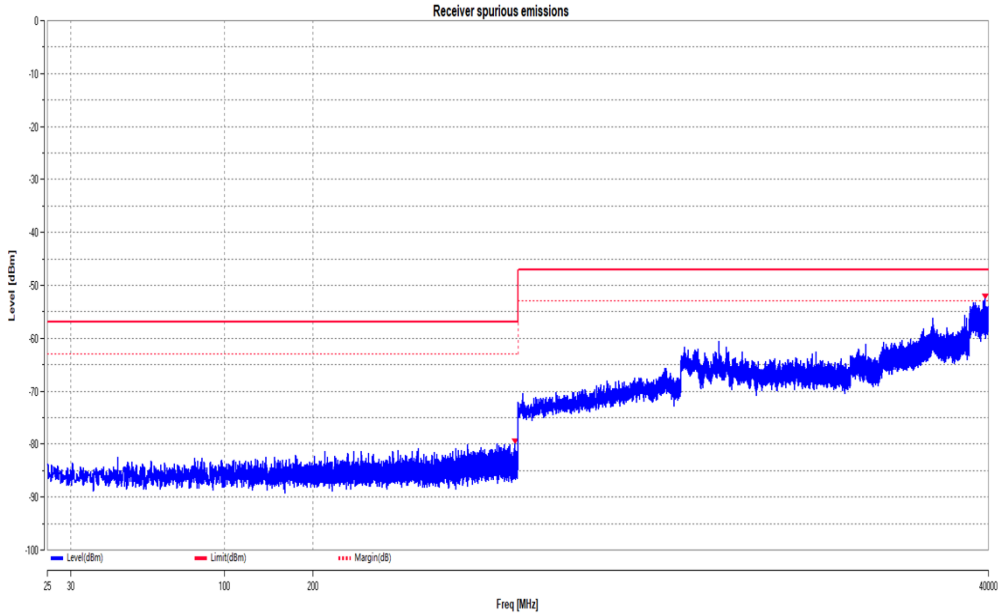

11A-Ant3-5825-PASS

3.4 Adjacent channel selectivity

3.4.1 Limit

Receiver Category	Limit
1	-30 dBm + k
2	No limit
3	No limit

The correction factor, k, is as follows:

$$k = -20\log f - 10\log BW$$

Where:

f is the frequency in GHz;

BW is the channel bandwidth in MHz.

The factor k is limited within the following:

-40 dBm <K<0

The measured blocking level shall be stated in the test report.

3.4.2 Test Procedure

Two signal generators A and B shall be connected to the receiver via a combining network to the receiver, either:

a) via a test fixture or a test antenna to the receiver integrated, dedicated or test antenna; or

b) directly to the receiver permanent or temporary antenna connector.

The method of coupling to the receiver shall be stated in the test report.

Signal generator A shall be at the nominal frequency of the receiver, with normal modulation of the wanted signal.

Signal generator B shall be unmodulated and shall be adjusted to a test frequency at approximately 10 times, 20 times and 50 times of the receive channel bandwidth above upper band edge of the receive channel.

Initially signal generator B shall be switched off and using signal generator A the level which still gives sufficient response shall be established. The output level of generator A shall then be increased by 3 dB.

Signal generator B is then switched on and adjusted until the wanted criteria are met. This level shall be recorded.

The measurement shall be repeated with the test frequency for signal generator B at approximately 10 times, 20 times and 50 times of the receive channel bandwidth below the lower band edge of the receive channel.

The blocking or desensitization shall be recorded as the level in dBm of lowest level of the unwanted signal (generator B).

For tagging systems (e.g. RF identification, anti-theft, access control, location and similar systems) signal generator A may be replaced by a physical tag positioned at 70 % of the measured system range in metres. In this case, the blocking or desensitization shall be recorded as the ratio in dB of lowest level of the unwanted signal (generator B) resulting in a

non-read of the tag. to the declared sensitivity of the receiver +3 dB.

3.4.3 Test Setup

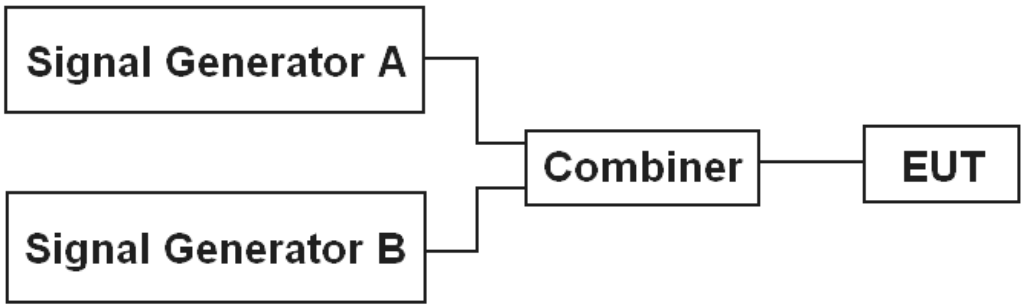

3.4.4 Test Result (worst case)

Test Channel (MHz)	Test mode	Frequency offset	Test results (dBm)	Limit (dBm)
5785	802.11a	+ channel bandwidth	-46.75	-57.39
		- channel bandwidth	-48.36	-57.39

Remark: EUT is category 1 receiver.
BW=16.400MHz (declared by manufacturer)
For 5785MHz: k=-20 log5.785-10log16.400=-27.39

3.5 Blocking or desensitization

3.5.1 Limit

Receiver category	Limit
1	-30 dBm + k
2	-45 dBm + k
3	-60 dBm + k (only from EN 300 440 v2.2.1)

The correction factor, k, is as follows:

$$k = -20\log f - 10\log BW$$

Where:

- f is the frequency in GHz;
- BW is the channel bandwidth in MHz.

The factor k is limited within the following:

- $0 < k < 40$ dB.

The measured blocking level shall be stated in the test report.

3.5.2 Test Procedure

Two signal generators A and B shall be connected to the receiver via a combining network to the receiver, either:

a) via a test fixture or a test antenna to the receiver integrated, dedicated or test antenna; or

b) directly to the receiver permanent or temporary antenna connector.

The method of coupling to the receiver shall be stated in the test report.

Signal generator A shall be at the nominal frequency of the receiver, with normal modulation of the wanted signal.

Signal generator B shall be unmodulated and shall be adjusted to a test frequency at approximately 10 times, 20 times and 50 times of the receive channel bandwidth above upper band edge of the receive channel.

Initially signal generator B shall be switched off and using signal generator A the level which still gives sufficient response shall be established. The output level of generator A shall then be increased by 3 dB.

Signal generator B is then switched on and adjusted until the wanted criteria are met. This level shall be recorded.

The measurement shall be repeated with the test frequency for signal generator B at approximately 10 times, 20 times and 50 times of the receive channel bandwidth below the lower band edge of the receive channel.

The blocking or desensitization shall be recorded as the level in dBm of lowest level of the unwanted signal (generator B).

For tagging systems (e.g. RF identification, anti-theft, access control, location and similar systems) signal generator A may be replaced by a physical tag positioned at 70 % of the measured system range in metres. In this case, the blocking or desensitization shall be recorded as the ratio in dB of lowest level of the unwanted signal (generator B) resulting in a non-read of the tag. to the declared sensitivity of the receiver +3 dB.

3.5.3 Test Setup

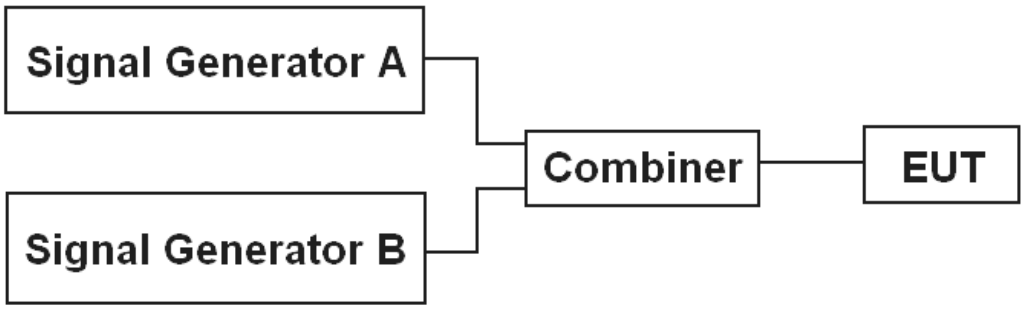

3.5.4 Test Result (worst case for 802.11a)

Test Channel (MHz)	Blocking Signal Frequency (MHz)	Blocking Signal Power (dBm)	Type of Blocking Signal	Limit (dBm)	Result
5745	5580.94	-51.81	CW	-57.34	PASS
	5416.88	-51.14	CW	-57.34	PASS
	4924.7	-50.55	CW	-57.34	PASS
	5909.06	-49.70	CW	-57.34	PASS
	6073.12	-50.52	CW	-57.34	PASS
	6565.3	-51.21	CW	-57.34	PASS
5825	5660.94	-51.57	CW	-57.46	PASS
	5496.88	-50.48	CW	-57.46	PASS
	5004.7	-49.41	CW	-57.46	PASS
	5989.06	-49.69	CW	-57.46	PASS
	6153.12	-50.21	CW	-57.46	PASS
	6645.3	-51.34	CW	-57.46	PASS

Remark: EUT is category 1 receiver.
5745MHz: BW=16.428MHz
5825MHz: BW=16.432MHz
For 5745MHz: k=-20 log5.745-10log16.428=-27.34
For 5825MHz: k=-20 log5.825-10log16.432=-27.46

4. Photographs of EUT

Refer to Report No: EMC240311020-01-001 for Appendix-B Photographs of EUT.

5. Photographs of Radiated Test Set-up

Below 1G



Above 1G

Statement

1. The report is invalid without the official seal or special seal of Shenzhen Haiyun Standard Technology Co., Ltd. (hereinafter referred to as the unit).
2. The report is invalid without the signature of the approver.
3. The report is invalid if altered arbitrarily.
4. The report shall not be partially copied without the written approval of the unit.
5. The reported test results are only valid for the tested samples.
6. If there is any objection to the test report, it shall be submitted to the test unit within 15 days from the date of receiving the report, and the overdue shall not be accepted.

Shenzhen Haiyun Standard Technology Co., Ltd.

Address: Room 110, 111, 112, 113, 115, 116, Block B, Jinyuan Business Building, No. 302, Xixiang Avenue, Labor Community, Xixiang Street, Baoan District, Shenzhen, China

Tel: 0755-26024411

Email: service@hy-lab.cn

(END OF REPORT)