Antenna specification

Model	**YUC100 Series WIFI Antenna**		
Manufacturer	**东莞市宇程通讯科技有限公司** **Dongguan Yucheng Communication Technology Co.,Ltd.**		
Spec			
	Product	**Spec**	**Part no.**
Spec.	**2.4G/5G Antenna**	**Onboard antenna**	
Change Record			
Item	Date	Version	Change
1	**2020-9-02**	**V1.0**	**New project**
2			
3			
4			

● Antenna standing wave diagram

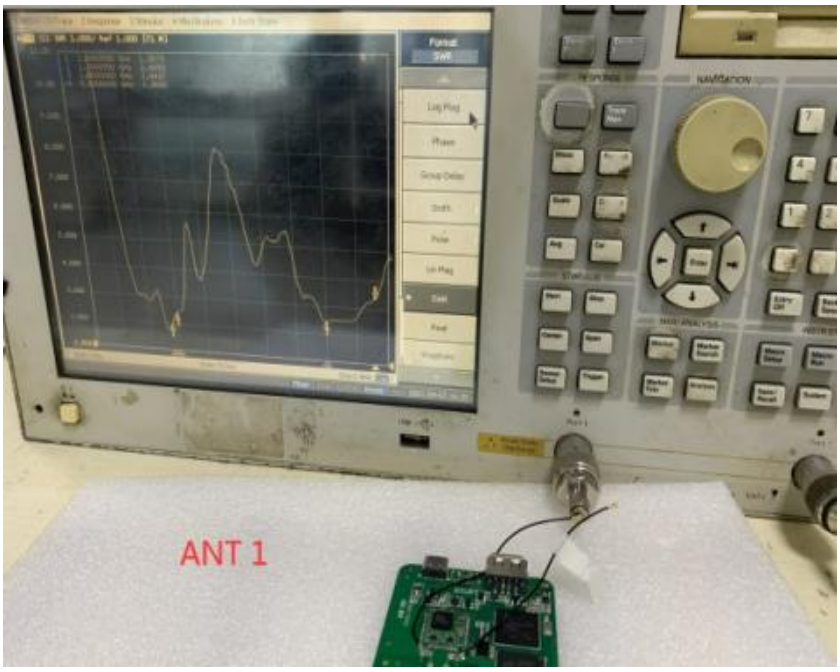

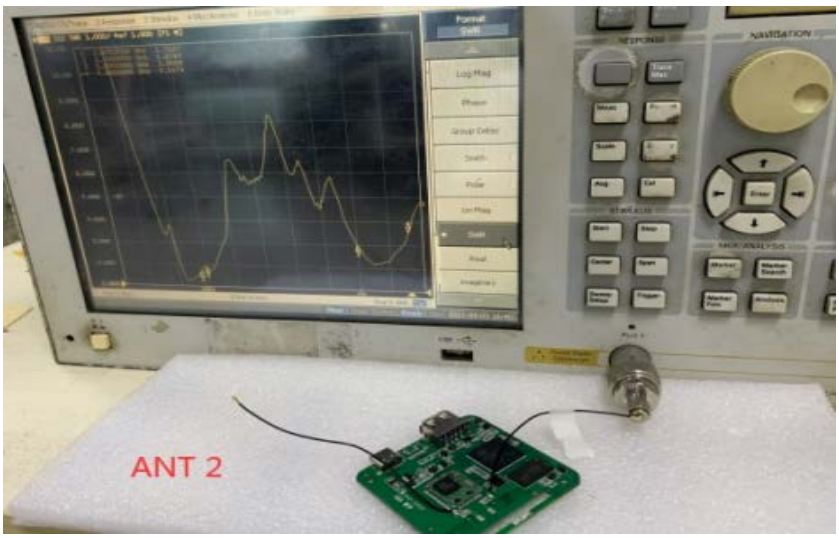

● Antenna size diagram

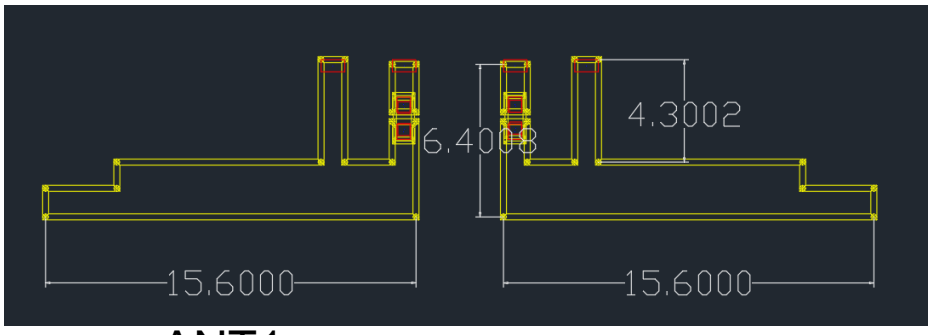

ANT1 ANT2

Band	WIFI ANT 1			
	2400	2500	5000	5800
R.L(dB)	-9.5	-7.6	-5.0	-5.3
VSWR	2.4	2.5	5.0	5.8

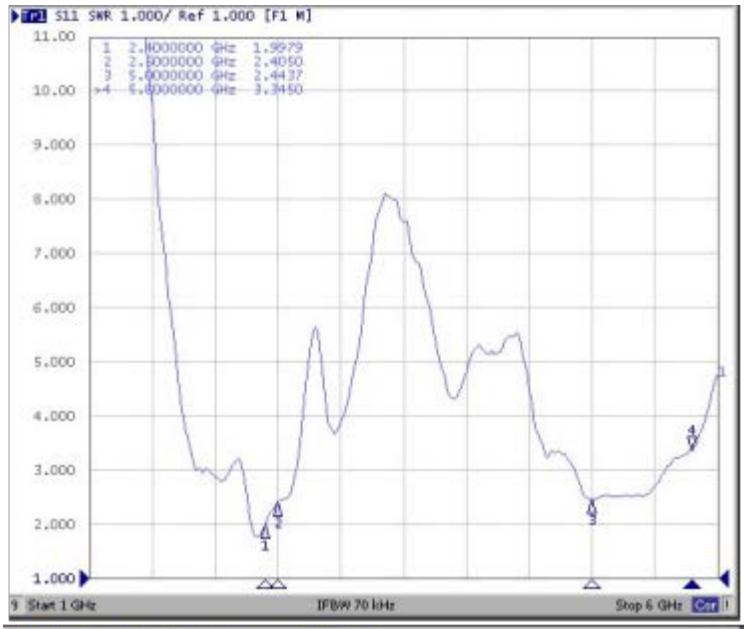

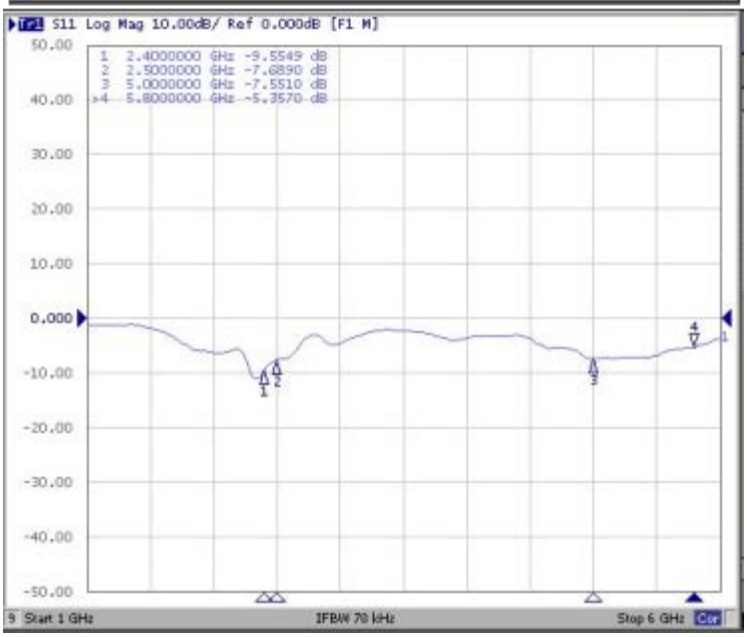

Band	WIFI ANT 2			
	2400	2500	5000	5800
R.L(dB)	-11.5	-10.3	-6.0	-5.0
VSWR	1.7	1.8	3.0	3.5

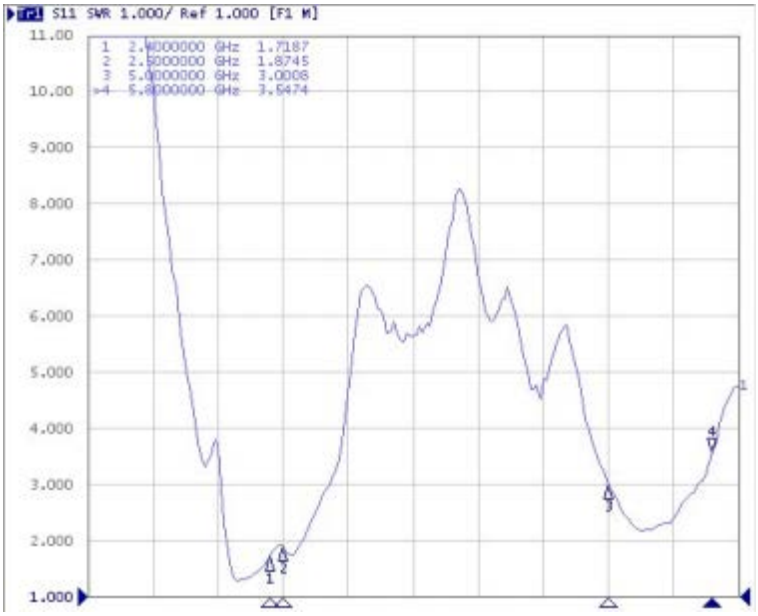

● WIFI Antenna 1 gain efficiency:

Passive Test For 2.4GWIFI ANT1										
Freq (MHz)	Effi (%)	Effi (dB)	Gain (dBi)	Gain (dBd)	UHIS (%)	DHIS (%)	Max (dB)	Min (dB)	Attenut Hor	Attenut Ver
2400	61.52	-2.11	2.22	0.07	35.571	25.949	2.22	-27.55	48.51	48.38
2410	64.06	-1.93	2.29	0.14	36.742	27.314	2.29	-25.53	48.83	48.65
2420	66.12	-1.8	2.38	0.23	37.612	28.512	2.38	-22.28	49.05	49
2430	65.81	-1.82	2.26	0.11	37.346	28.461	2.26	-20.6	49.05	48.89
2440	65.35	-1.85	2.02	-0.13	37.17	28.18	2.02	-20.01	49.08	48.97
2450	65.38	-1.85	2.07	-0.08	37.527	27.856	2.07	-20.5	49.01	48.85
2460	64.41	-1.91	1.98	-0.17	37.405	27.004	1.98	-22.62	48.86	48.7
2470	63.62	-1.96	2.02	-0.13	37.359	26.262	2.02	-25.86	48.86	48.78
2480	67.12	-1.73	2.4	0.25	39.779	27.344	2.4	-24.33	49.29	49.19
2490	73.47	-1.34	2.07	0.82	43.799	29.668	2.97	-20.77	49.92	49.75
2500	75.94	-1.2	3.2	1.05	45.483	30.452	3.2	-20.26	49.95	49.77

Passive Test For 5G ANT1										
Freq (MHz)	Effi (%)	Effi (dB)	Gain (dBd)	Gain (dBd)	UHIS (%)	DHIS (%)	Max (dB)	Min (dB)	Attenut Hor	Attenut Ver
5010	39.32	-4.05	0.38	-0.72	18.274	21.042	1.43	-16.89	59.68	58.34
5100	26.83	-5.71	0.40	-2.2	12.166	14.667	-0.05	-21.03	59.72	58.13
5200	19.01	-7.21	0.46	-4.13	10.358	8.656	-1.98	-18.33	58.96	58.14
5300	32.37	-4.9	0.45	-1.69	18.755	13.618	0.46	-15.3	59.57	58.89
5400	40.81	-3.89	0.58	-0.9	22.27	18.536	1.25	-19.65	59.79	59.34
5500	40.82	-3.89	0.79	-0.91	21.53	19.288	1.24	-21.85	60.9	60.27
5600	41.1	-3.86	0.99	-0.33	21.008	20.095	1.82	-19.11	62.08	61.71
5700	28.1	-5.51	1.13	-0.99	13.828	14.274	1.16	-19.77	62.34	62.11
5800	23.98	-6.2	1.16	-2.86	12.342	11.641	-0.71	-20.97	61.87	61.75

● WIFI Antenna 2 gain efficiency:

Passive Test For 2.4GWIFI ANT2										
Freq (MHz)	Effi (%)	Effi (dB)	Gain (dBi)	Gain (dBd)	UHIS (%)	DHIS (%)	Max (dB)	Min (dB)	Attenut Hor	Attenut Ver
2400	43.67	-3.6	1.33	-0.82	17.608	26.061	1.33	-21.22	48.51	48.38
2410	48.5	-3.14	1.89	-0.26	19.797	28.704	1.89	-20.13	48.83	48.65
2420	50.88	-2.93	2.73	0.04	20.82	30.065	2.19	-18.81	49.05	49
2430	50.78	-2.94	2.16	0.01	20.611	30.164	2.16	-17.91	49.05	48.89
2440	49.58	-3.05	2.01	-0.14	19.805	29.78	2.01	-17.2	49.08	48.97
2450	50.46	-2.97	2.01	-0.14	19.63	30.827	2.01	-17.07	49.01	48.85
2460	47.3	-3.25	1.65	-0.5	17.888	29.413	1.65	-17	48.86	48.7
2470	47.61	-3.22	1.68	-0.47	17.549	30.06	1.68	-17.06	48.86	48.78
2480	49.95	-3.01	1.92	-0.23	18.183	31.77	1.92	-16.93	49.29	49.19
2490	58.24	-2.35	2.11	0.56	21.081	37.157	2.71	-15.74	49.92	49.75
2500	57.18	-2.43	1.73	0.58	20.791	36.394	2.73	-15.34	49.95	49.77

Passive Test For 5G ANT2										
Freq	Effi	Effi	Gain	Gain	UHIS	DHIS	Max	Min	Attenut	Attenut
(MHz)	(%)	(dB)	(dBi)	(dBd)	(%)	(%)	(dB)	(dB)	Hor	Ver
5000	63.59	-1.97	1.63	0.48	38.353	25.235	2.63	-11.95	59.63	58.43
5100	56.33	-2.49	1.11	-0.13	31.14	25.192	2.02	-12.29	59.72	58.13
5200	40.65	-3.91	2.02	-2.7	21.977	18.67	-0.55	-15.62	58.96	58.14
5300	54.59	-2.63	1.53	-0.62	29.194	25.398	1.53	-10.08	59.57	58.89
5400	66.83	-1.75	1.41	0.26	34.981	31.853	2.41	-10.3	59.79	59.34
5500	54.64	-2.62	1.41	-0.74	30.063	24.582	1.41	-12.89	60.9	60.27
5600	48.92	-3.11	1.19	-0.96	28.606	20.312	1.19	-16.28	62.08	61.71
5700	50.42	-2.97	1.80	-0.34	30.706	19.717	1.81	-16.08	62.34	62.11
5800	37.06	-4.31	1.81	-2.28	24.062	13.002	-0.13	-18.13	61.87	61.75

- Apple chart: ANT 1

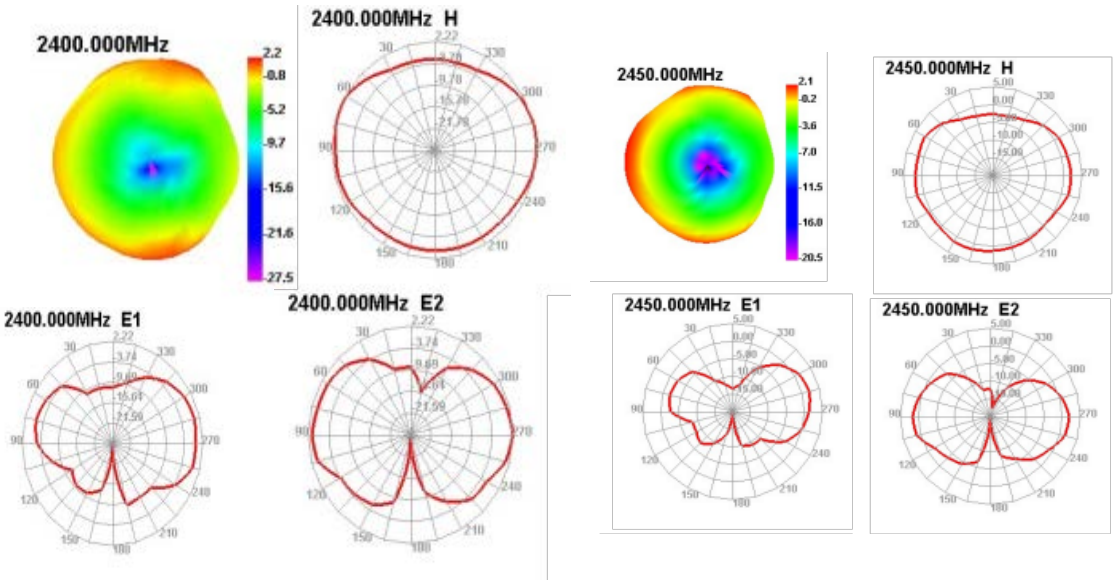

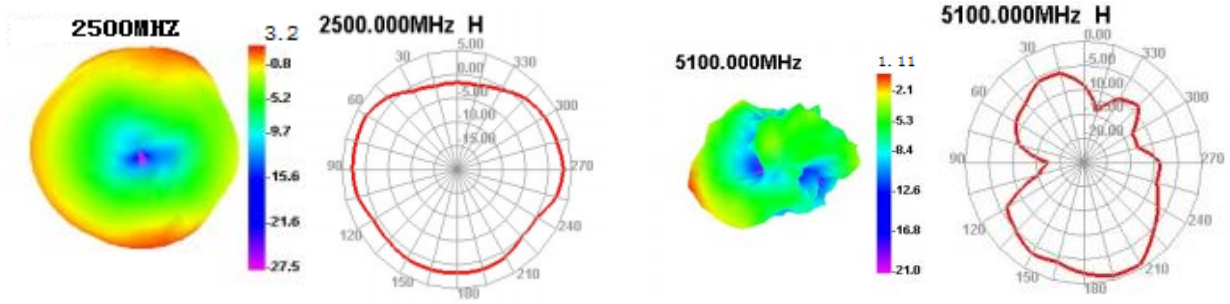

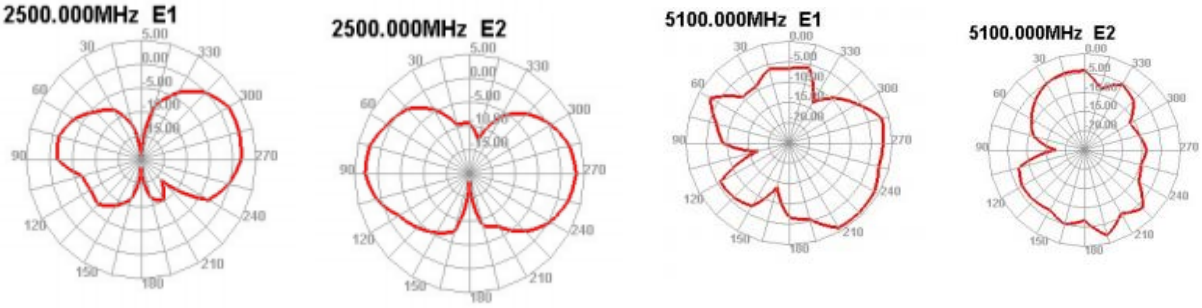

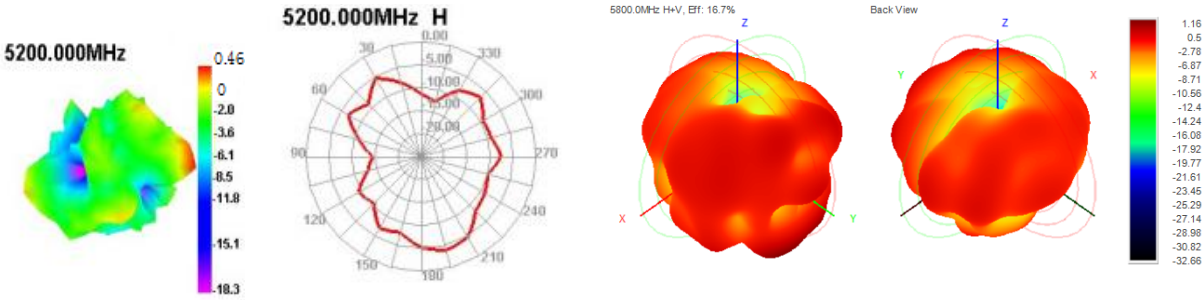
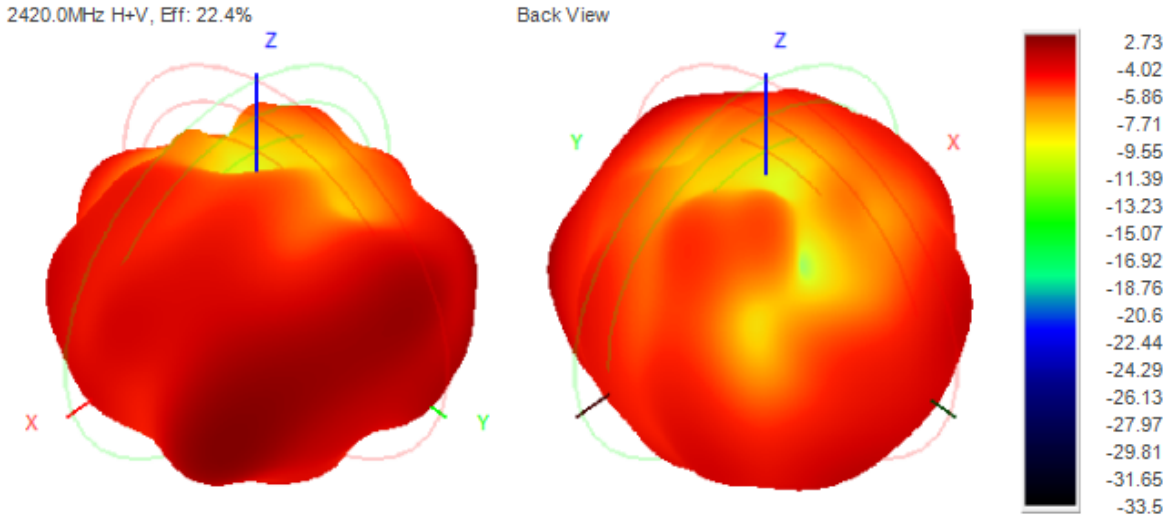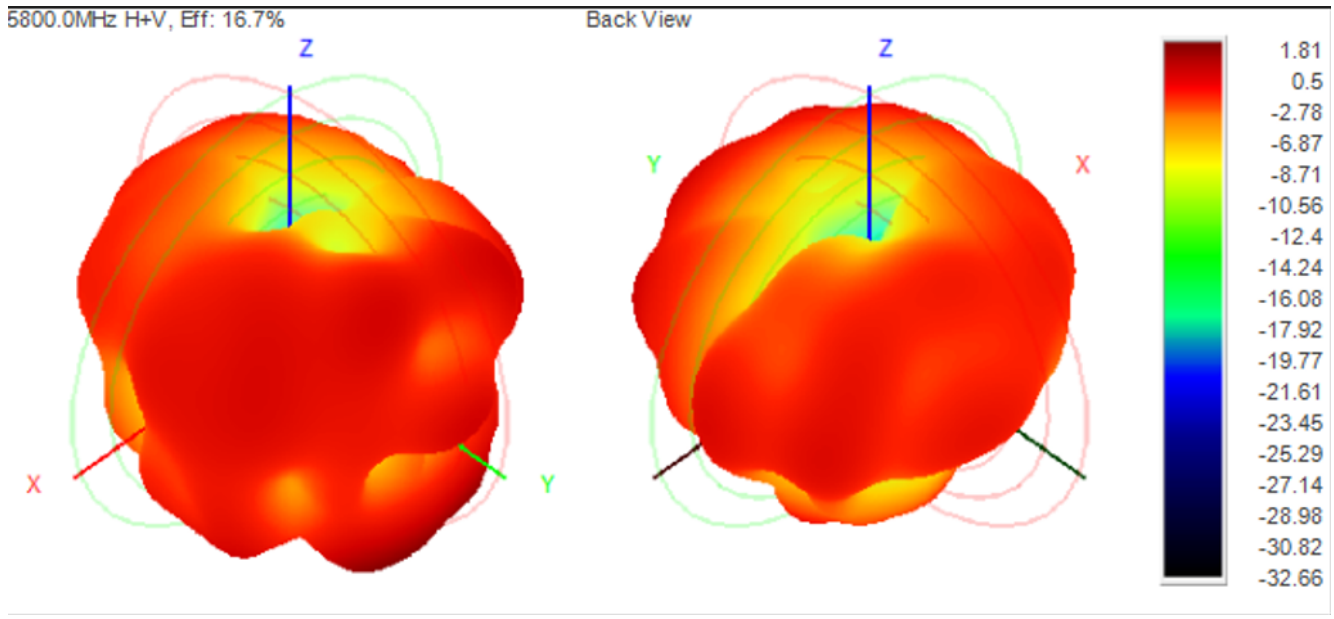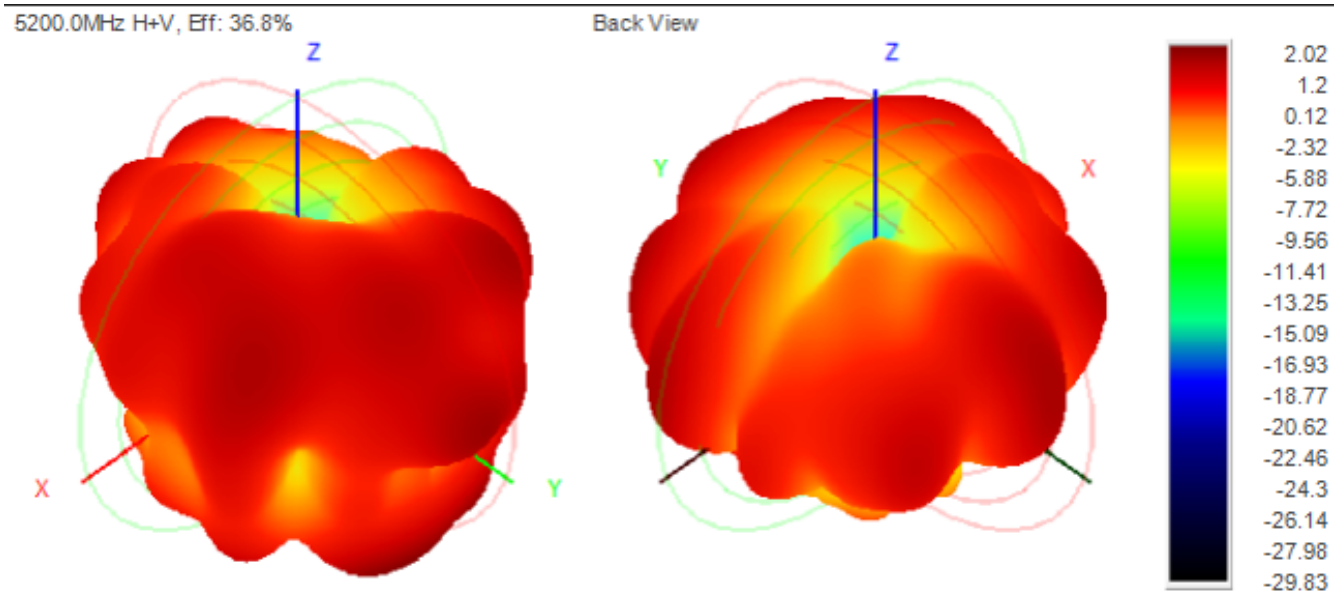
- Apple chart: ANT 2