Appendix Test Data

Report No:	1812C40005712501	Test Sample NO:	1-2-2
Start Test Date:	2024.9.10	Finish Test Date:	2024.9.10
Test Engineer:	Joker Huang	Auditor:	Justin Feng
Temperature:	26.3℃	Relative Humidity:	45%
Pressure:	101 kPa		

Appendix A: DTS Bandwidth

Test Result

TestMode	Antenna	Frequency[MHz]	DTS BW [MHz]	FL[MHz]	FH[MHz]	Limit[MHz]	Verdict
ZigeBee	Ant1	2405	1.09	2404.42	2405.52	0.5	PASS
ZigeBee	Ant1	2440	0.76	2439.57	2440.33	0.5	PASS
ZigeBee	Ant1	2480	0.91	2479.50	2480.41	0.5	PASS

Test Graphs

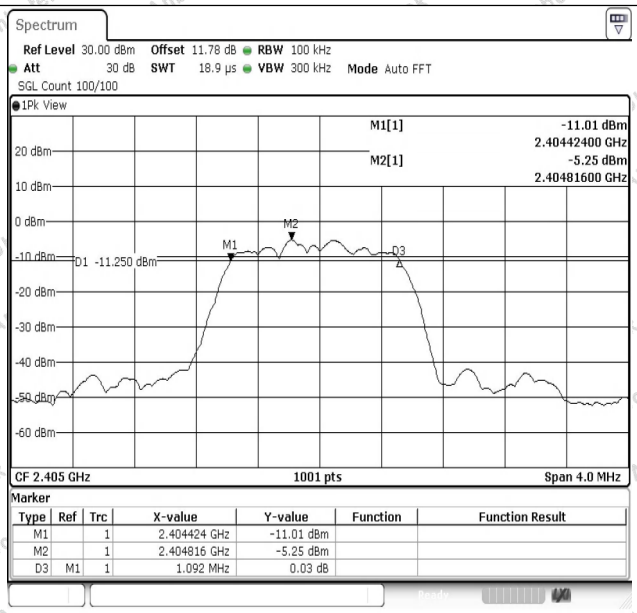

ZigeBee-Ant1-2405-PASS

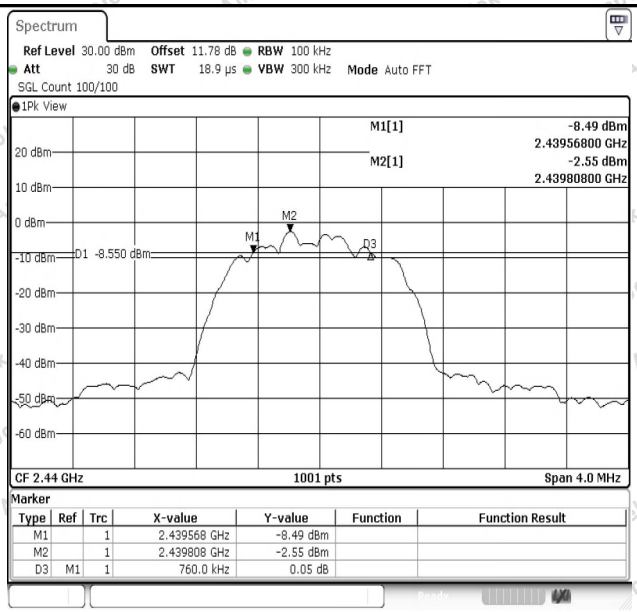

ZigeBee-Ant1-2440-PASS

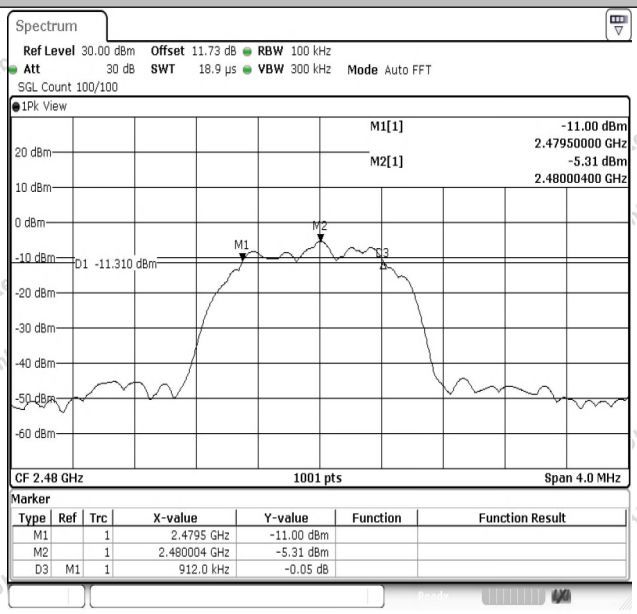

ZigeBee-Ant1-2480-PASS

Appendix B: Occupied Channel Bandwidth

Test Result

TestMode	Antenna	Frequency[MHz]	OCB [MHz]	FL[MHz]	FH[MHz]	Limit[MHz]	Verdict
ZigeBee	Ant1	2405	1.203	2404.3606	2405.5634	---	---
ZigeBee	Ant1	2440	1.191	2439.3646	2440.5554	---	---
ZigeBee	Ant1	2480	1.199	2479.3686	2480.5674	---	---

Test Graphs

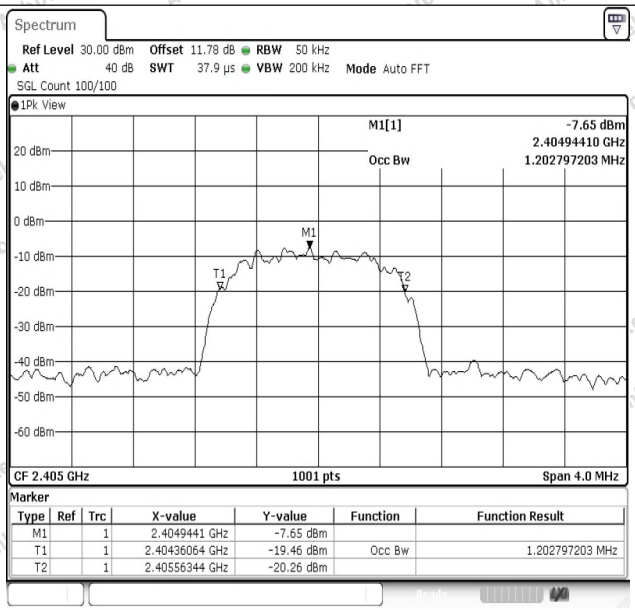

ZigeBee-Ant1-2405

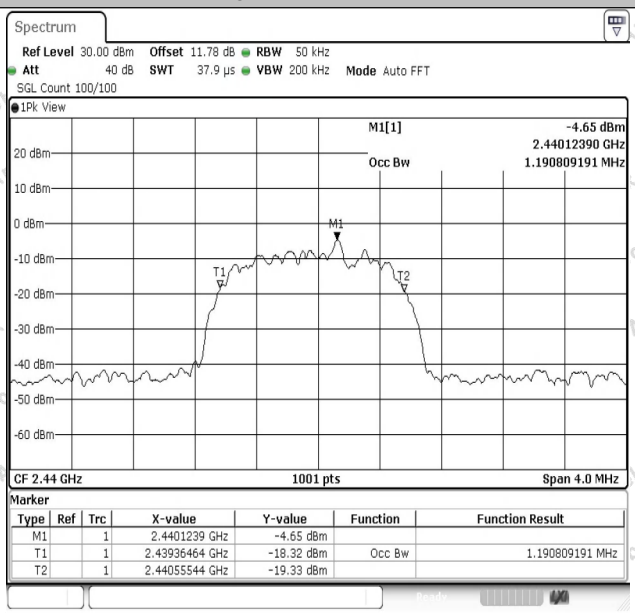

ZigeBee-Ant1-2440

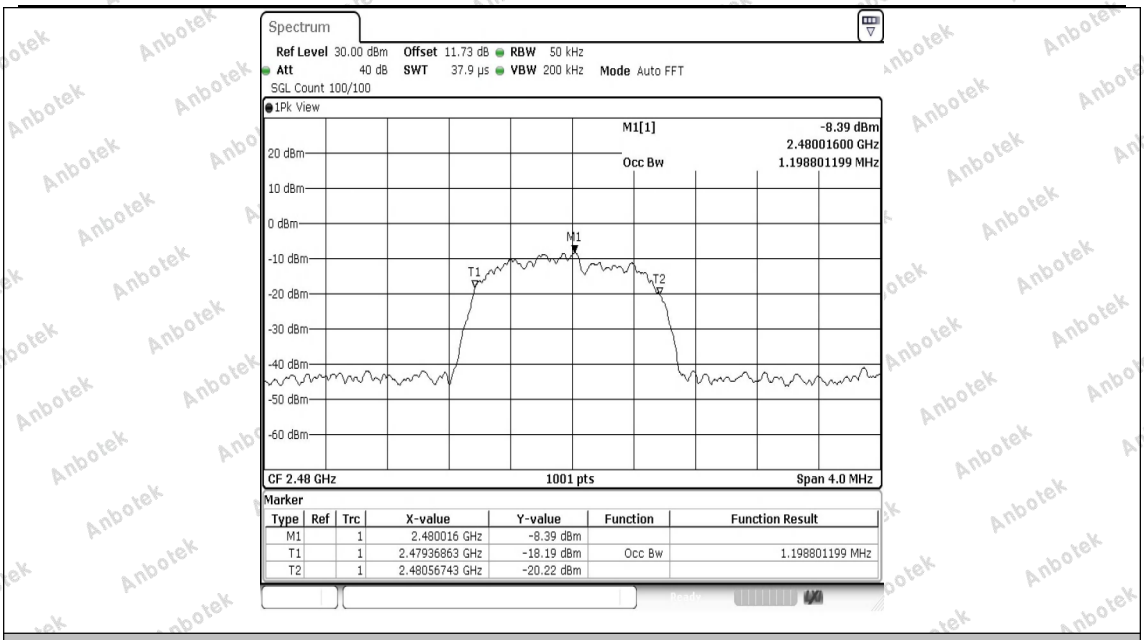

ZigeBee-Ant1-2480

Appendix C: Maximum conducted output power

Test Result Peak

TestMode	Antenna	Frequency[MHz]	Conducted Peak Power[dBm]	Conducted Limit[dBm]	Verdict
ZigeBee	Ant1	2405	-0.82	≤30	PASS
ZigeBee	Ant1	2440	-0.43	≤30	PASS
ZigeBee	Ant1	2480	-1.30	≤30	PASS

Test Graphs Peak

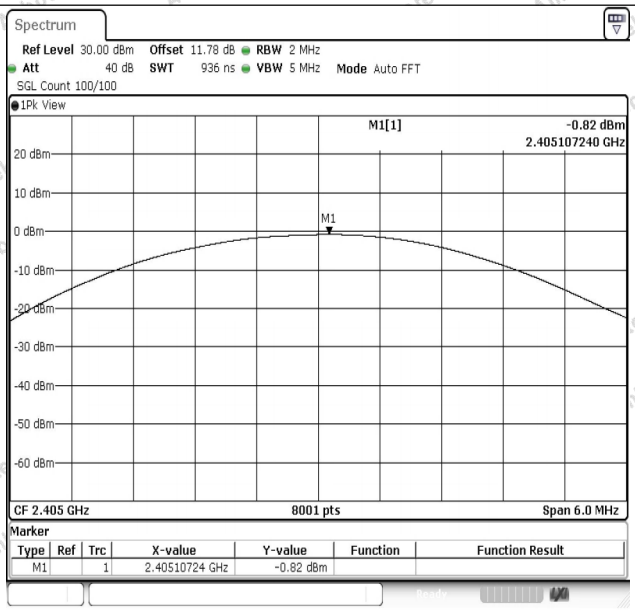

ZigeBee-Ant1-2405-PASS

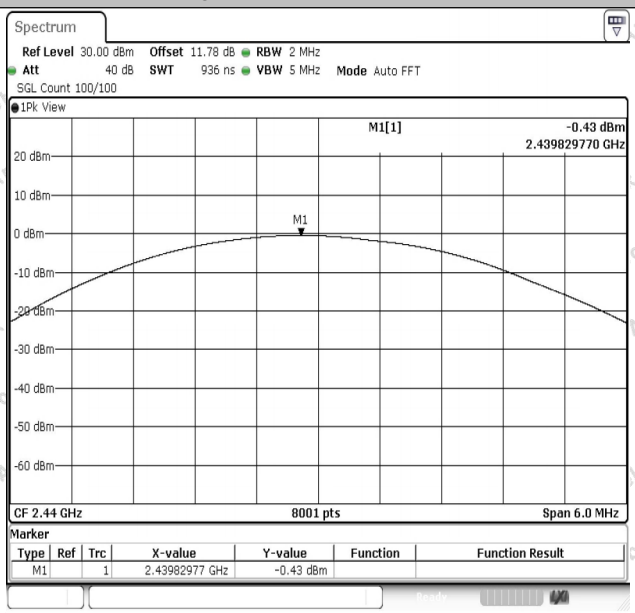

ZigeBee-Ant1-2440-PASS

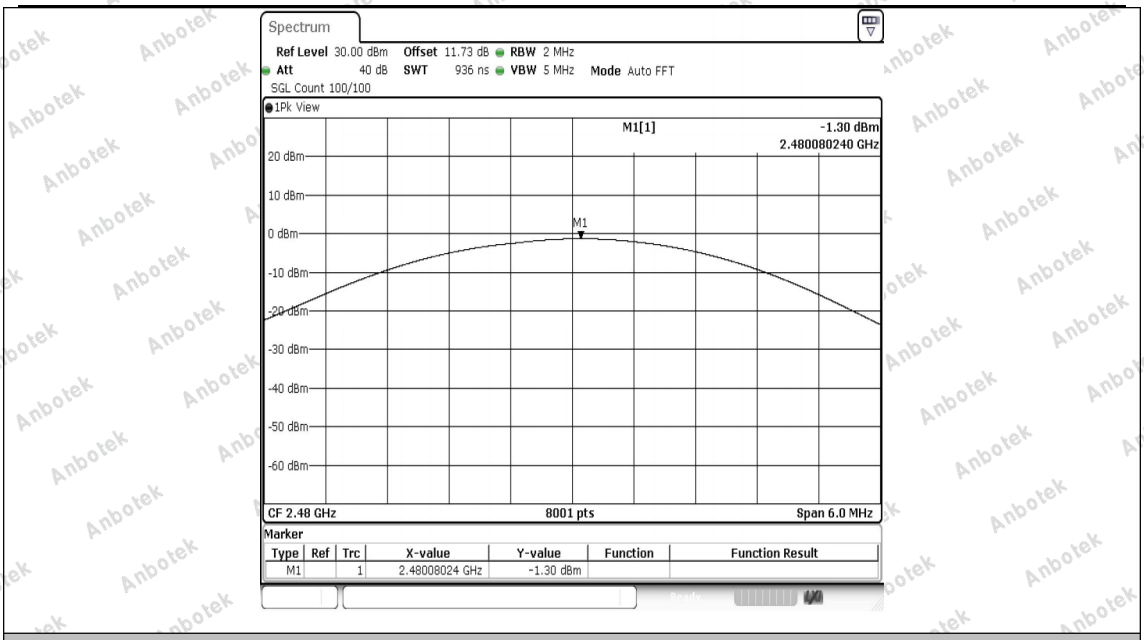

ZigeBee-Ant1-2480-PASS

Appendix D: Maximum power spectral density

Test Result

TestMode	Antenna	Frequency[MHz]	Result[dBm/3kHz]	Limit[dBm/3kHz]	Verdict
ZigeBee	Ant1	2405	-15.89	≤8.00	PASS
ZigeBee	Ant1	2440	-15.57	≤8.00	PASS
ZigeBee	Ant1	2480	-19.15	≤8.00	PASS

Test Graphs

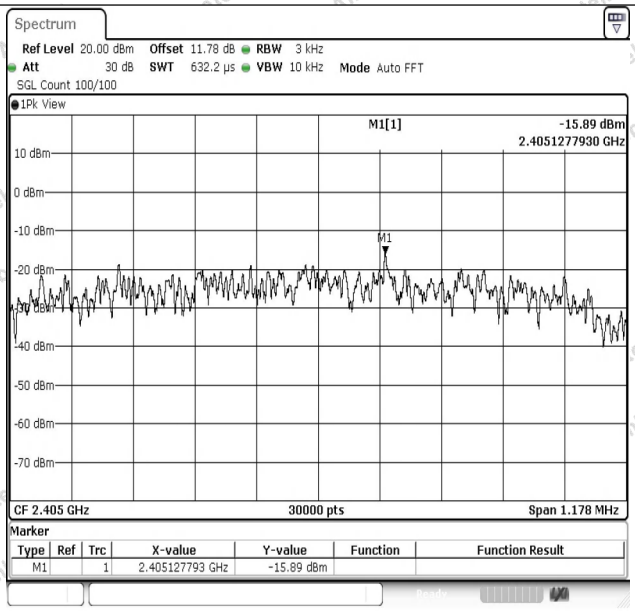

ZigeBee-Ant1-2405-PASS

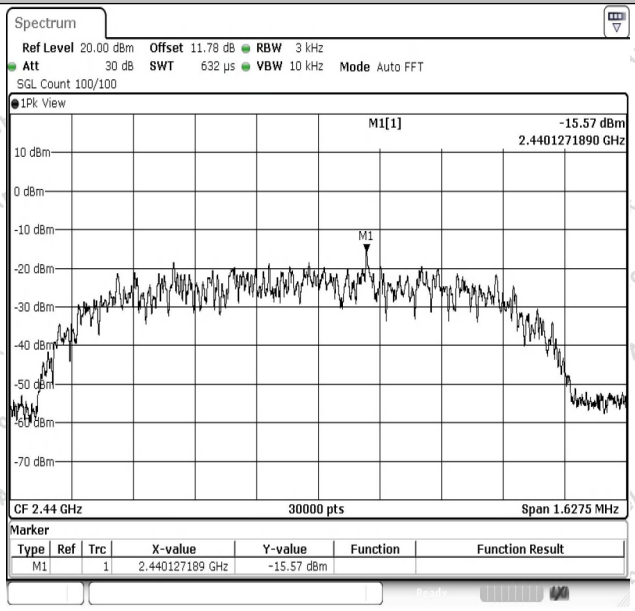

ZigeBee-Ant1-2440-PASS

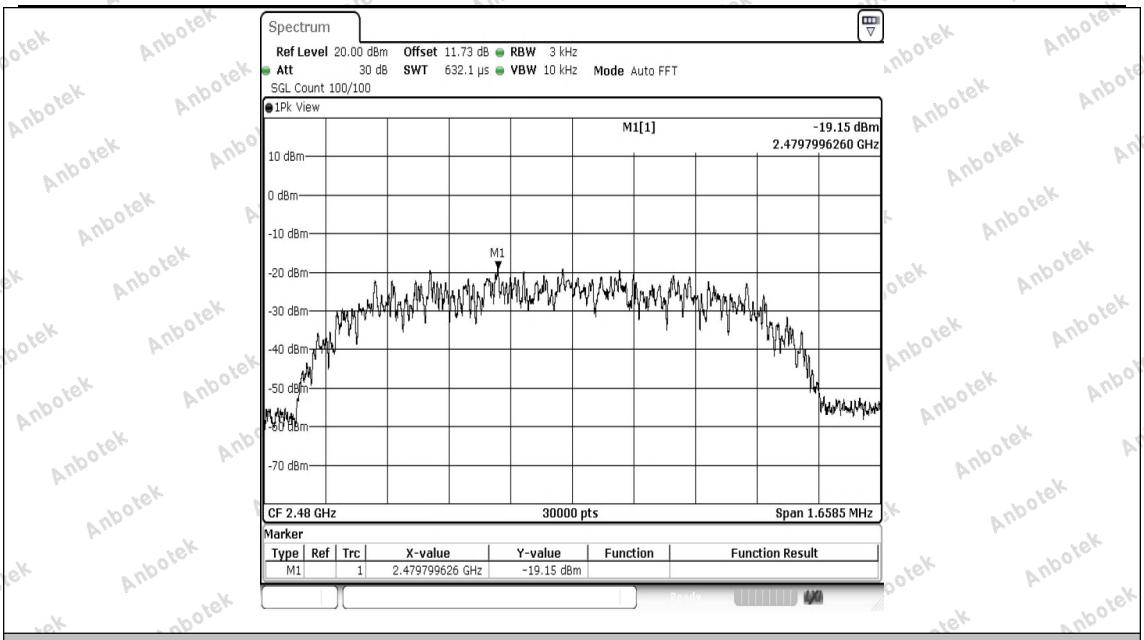

ZigeBee-Ant1-2480-PASS

Appendix E: Band edge measurements

Test Result

TestMode	Antenna	ChName	Frequency[MHz]	RefLevel[dBm]	Result[dBm]	Limit[dBm]	Verdict
ZigeBee	Ant1	Low	2405	-3.45	-47.63	≤-23.45	PASS
ZigeBee	Ant1	High	2480	-6.60	-46.84	≤-26.6	PASS

Test Graphs

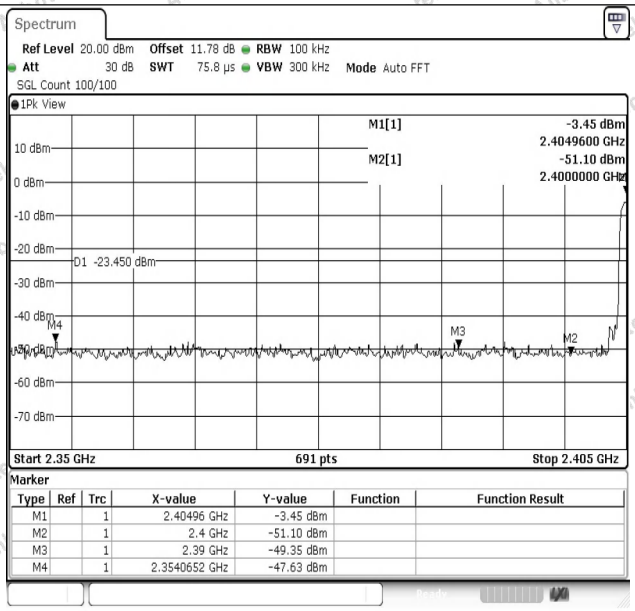

ZigeBee-Ant1-2405-PASS

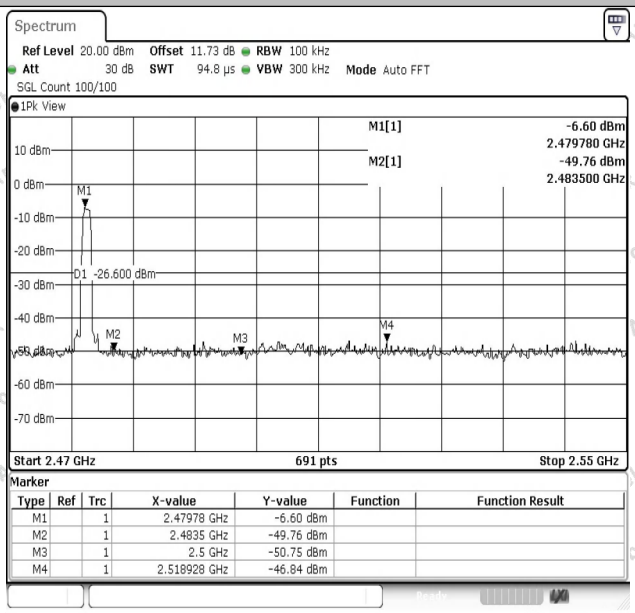

ZigeBee-Ant1-2480-PASS

Appendix F: Conducted Spurious Emission

Test Result

TestMode	Antenna	Frequency[MHz]	FreqRange [MHz]	RefLevel [dBm]	Result[dBm]	Limit[dBm]	Verdict
ZigeBee	Ant1	2405	0~Reference	-7.91	-7.91	---	PASS
ZigeBee	Ant1	2405	30~1000	-7.91	-58.04	≤-27.91	PASS
ZigeBee	Ant1	2405	1000~26500	-7.91	-42.35	≤-27.91	PASS
ZigeBee	Ant1	2440	0~Reference	-5.22	-5.22	---	PASS
ZigeBee	Ant1	2440	30~1000	-5.22	-52.34	≤-25.22	PASS
ZigeBee	Ant1	2440	1000~26500	-5.22	-44.13	≤-25.22	PASS
ZigeBee	Ant1	2480	0~Reference	-4.58	-4.58	---	PASS
ZigeBee	Ant1	2480	30~1000	-4.58	-54.47	≤-24.58	PASS
ZigeBee	Ant1	2480	1000~26500	-4.58	-43.32	≤-24.58	PASS

Test Graphs

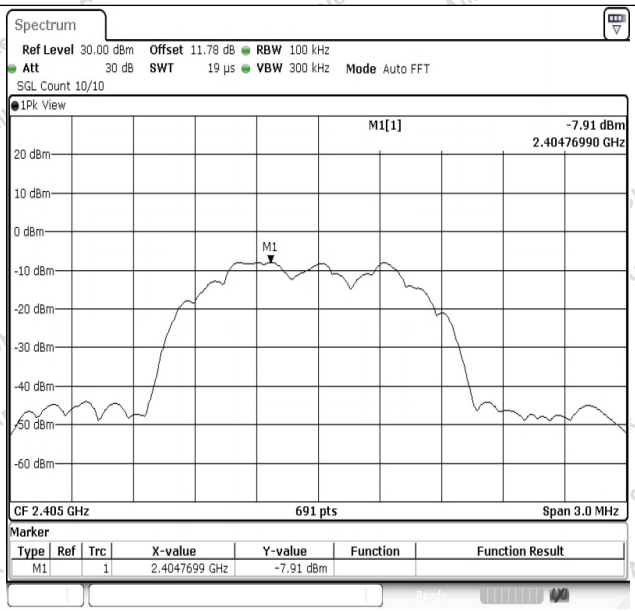

ZigeBee-Ant1-2405-0~Reference-PASS

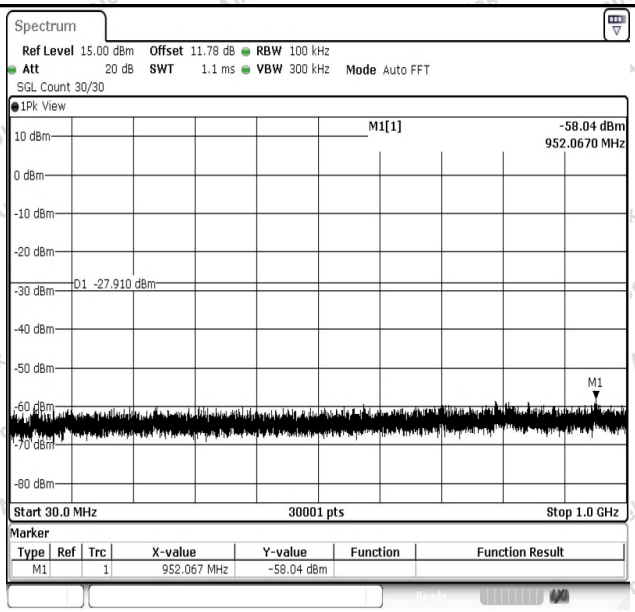

ZigeBee-Ant1-2405-30~1000-PASS

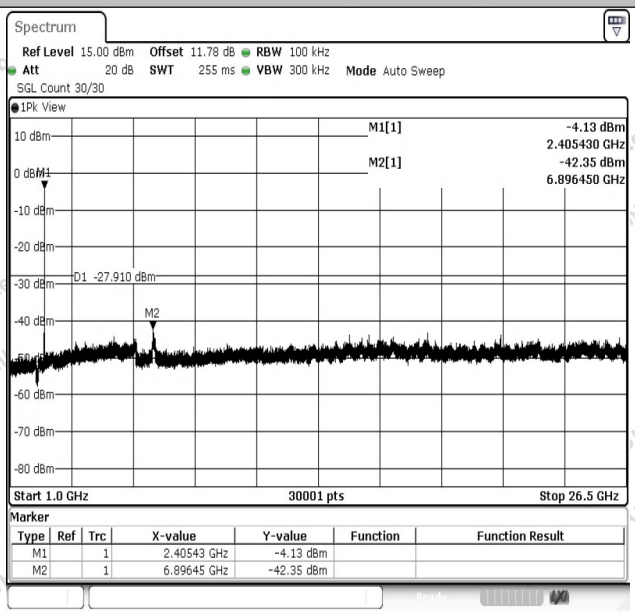

ZigeBee-Ant1-2405-1000~26500-PASS

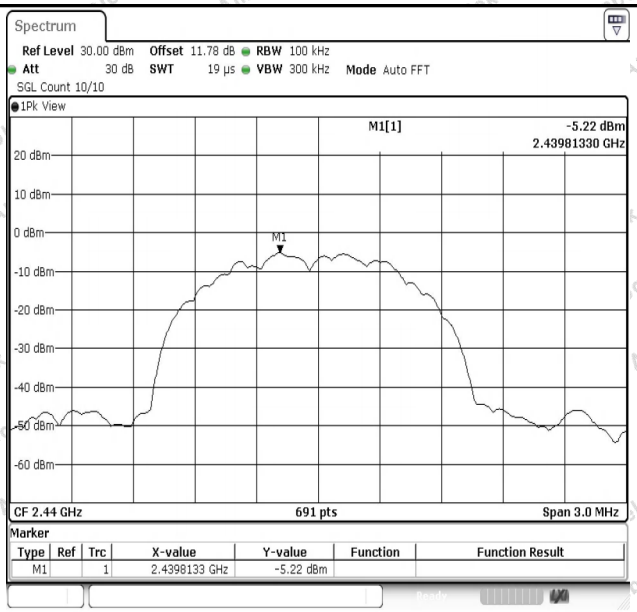

ZigeBee-Ant1-2440-0~Reference-PASS

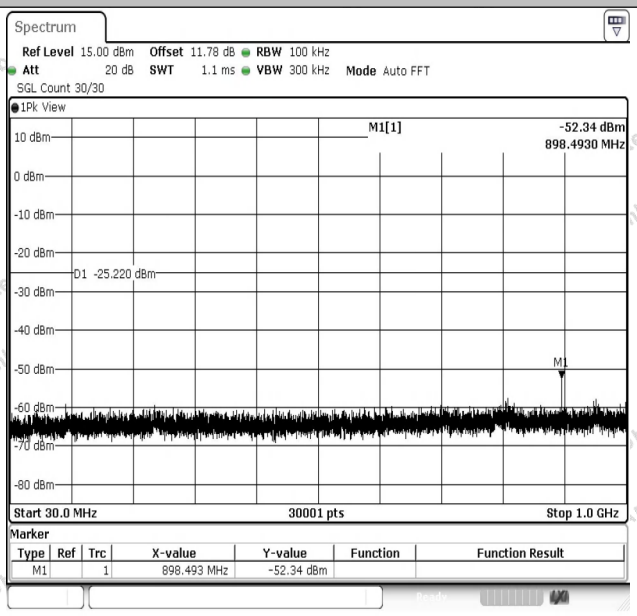

ZigeBee-Ant1-2440-30~1000-PASS

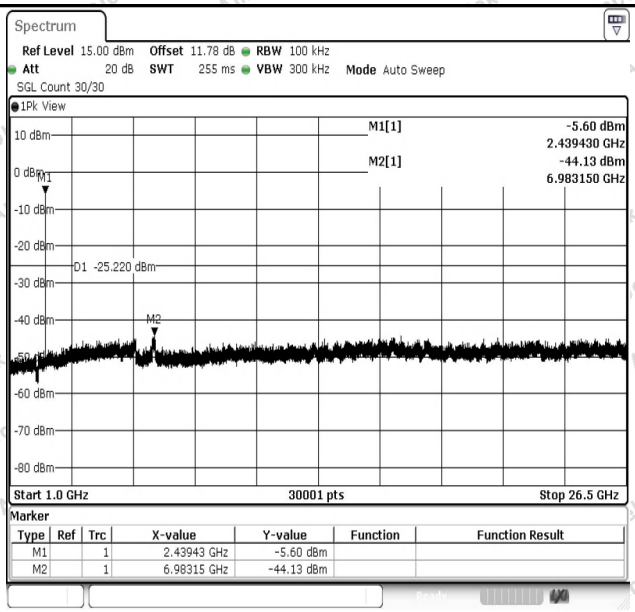

ZigeBee-Ant1-2440-1000~26500-PASS

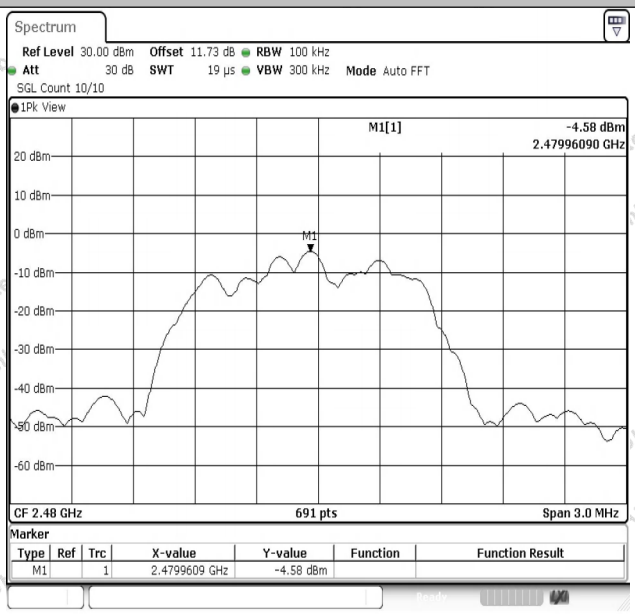

ZigeBee-Ant1-2480-0~Reference-PASS

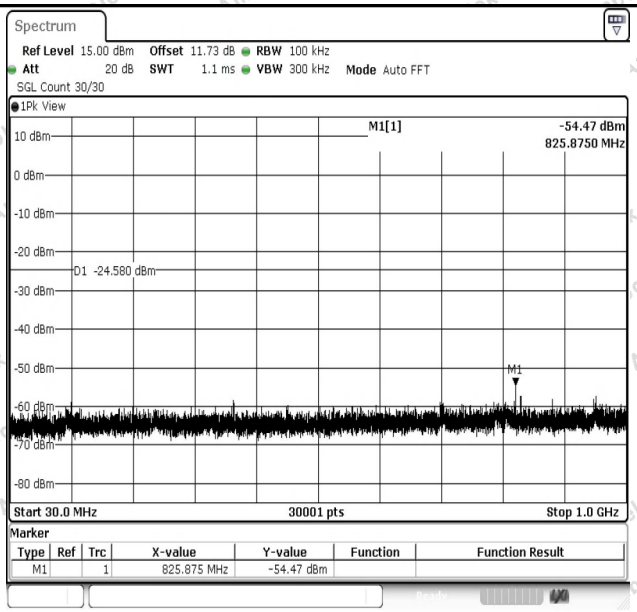

ZigeBee-Ant1-2480-30~1000-PASS

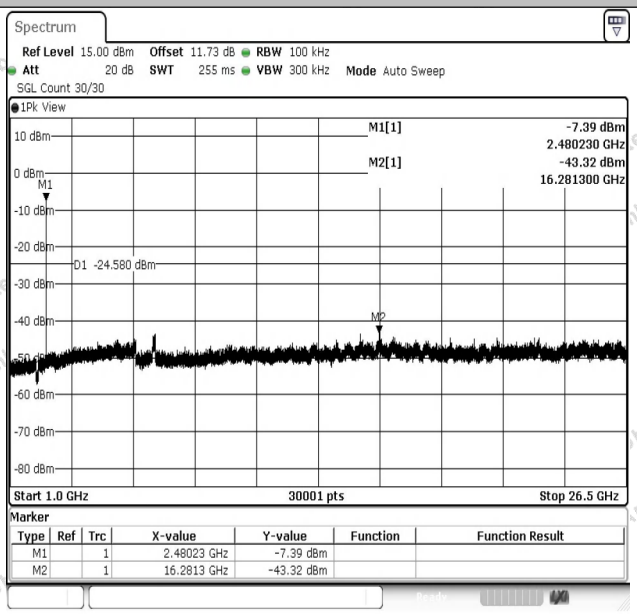

ZigeBee-Ant1-2480-1000~26500-PASS

Appendix G: Duty Cycle

Test Result

TestMode	Antenna	Frequency[MHz]	ON Time [ms]	Period [ms]	Duty Cycle [%]	Duty Cycle Factor[dB]
ZigeBee	Ant1	2405	2.89	3.76	76.86	1.14
ZigeBee	Ant1	2440	2.89	3.75	77.07	1.13
ZigeBee	Ant1	2480	2.88	3.75	76.80	1.15

Test Graphs

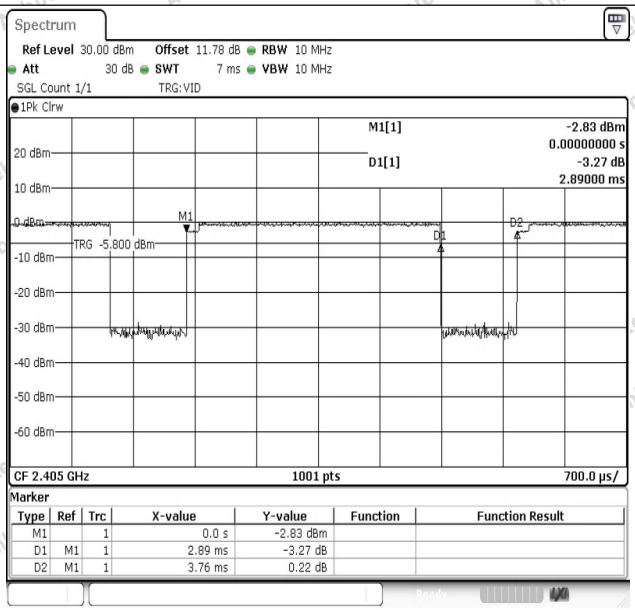

NTNV-ZigeBee-Ant1-2405

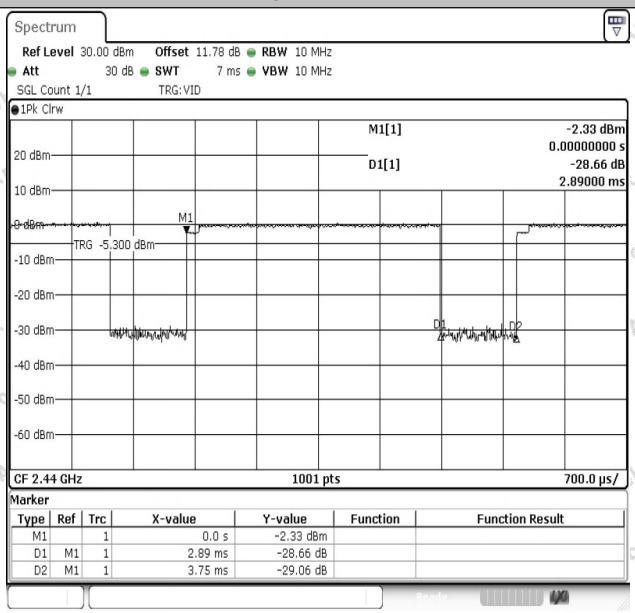

NTNV-ZigeBee-Ant1-2440

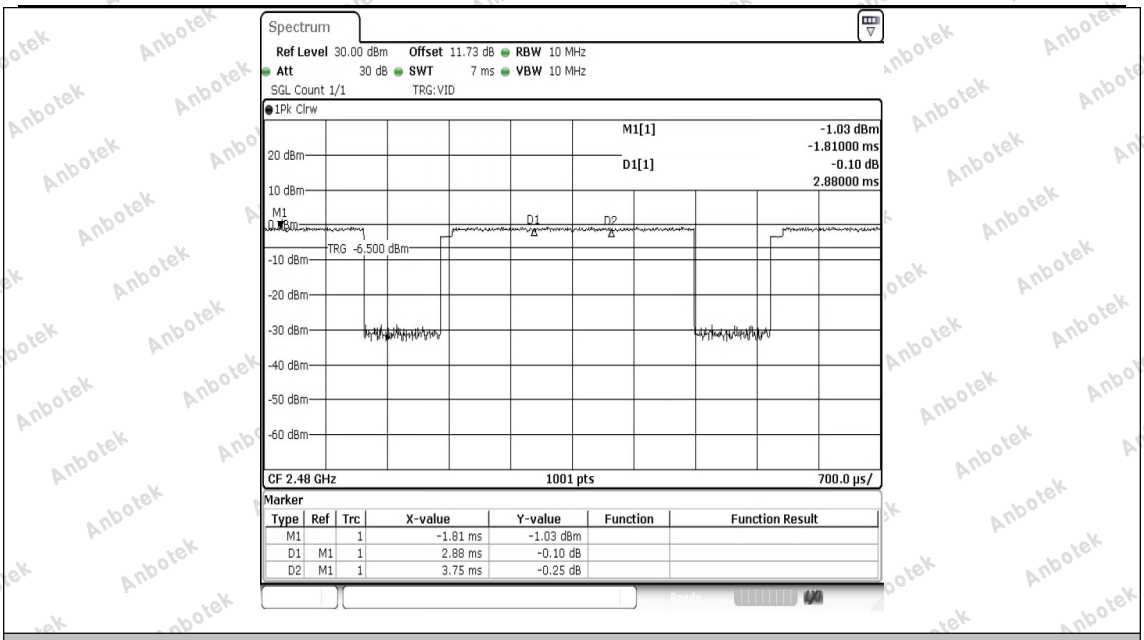

NTNV-ZigeBee-Ant1-2480

---END---