Snow Machine

Instructions for use

Safety precautions

1. attention: improper placement of battery may cause explosion. Re place only the same or equivalent types.

2. warning on the battery of the controller: the used battery should not be discarded together with omestic garbage, but should be recycled at a separate collection point. Improper battery replacement may cause explosion. Keep new and old batteries out of the reach of children. If the battery compartment is not properly closed, please stop using it and put it out of the reach of children. Warning: the provided force controller contains button cells. If swallowed, it may cause serious internal burns or even death within 2 hours.

3.if you have any questions about whether the battery has been swallowed or introduced into other parts of the body, please contact the doctor immediately. Before cleaning the equipment, if it is connected to the power supply, please disconnect it. Do not use harsh cleaners. Use a clean cloth to remove dust or dirt from the product. We are not responsible for damage caused by improper handling, improper use or wear. We reserve the right to make technical modifications.

4.in order to protect the environment and / or human health, waste should be recycled in a responsible manner to support the sustainable reuse of resources. If you need to recycle second-hand electrical appliances, please go to the electrical appliances collection center or contact the dealer who purchased your products. They will ensure the ecological recycling of products.

1: After received the machine, please check whether the package is intact, then open the package, check whether the machine is in good condition and all accessories are complete, if there is any omission, please contact us.

Produktname	Menge	Produktname	Menge
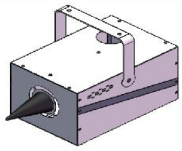	Snow Machine×1		Instructions×1
	Remote Control×1		Power cord×1
	Wired controller×1		Knob screw×2
	shim×2		

2：Product introduction

Product Name: 600W Snow Machine

Voltage: AC110-120V 60Hz or AC220-240V 50Hz

Oil bottle capacity: 0.9L

Control mode: Wired control+wireless remote control

Product weight: 3.2kg

Product size: 32×20×20cm

3：Operation steps

1 Install handle

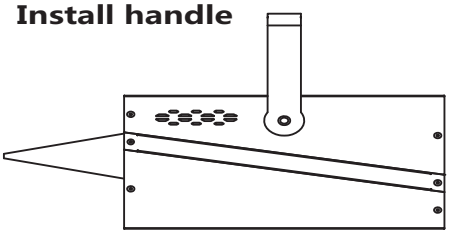

2 Add snowflake oil

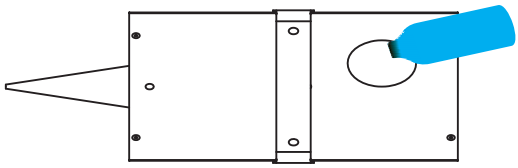

3 Insert power cord, wired controller Turn on the switch

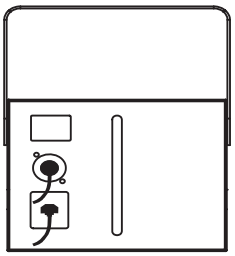

4 Using a controller to operate the machine

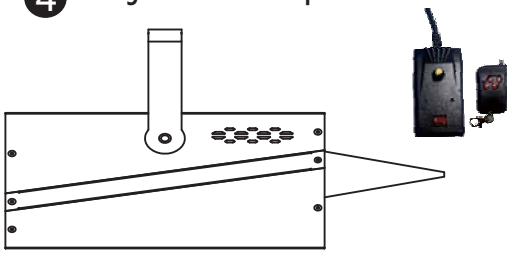

4 : Function Introduction

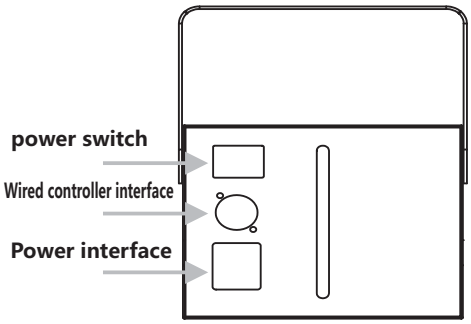



5 : Particular attention

1

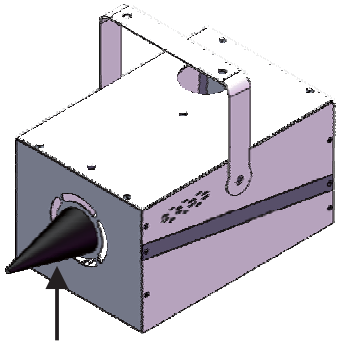

Please do not disassemble or open this black cloth, please keep it as it is

2

When using the remote control, the wired controller must be turned off

6 : Safety precautions for use

- When the machine is working, it is normal for the fan to make loud noise
- Use safe and qualified snowflake liquid to avoid counterfeit and inferior Liquid causes machine damage
- Ensure that the snowflake machine is located on a stable horizontal plane, away from hazardous areasFlammable and explosive materials, etc
- Before starting the snowflake machine, check that the snowflake liquid is sufficient to avoid drying out and causing malfunctions or safety problems.
- During the use of the snowflake machine, maintain good indoor ventilation and avoid excessive exposureThe accumulation of foam causes air pollution.
- If a malfunction or abnormality is found in the snowflake machine, it should be stopped Professional maintenance personnel should be contacted immediately for repairs
- After continuous use for about 40 hours, please use 80% pure water and 20% white vinegar to clean the dirt in the heating pipeline, effectively extending the service life of the machine
- Do not dispose of waste batteries at will, they should be sent to a professional recycling facility
- Prohibit minors from operating machines, keep away from children and people with disabilities

7 : Other precautions

- The first time you open the box and find that the liquid inside the oil pipe is protective fluid for the oil well pump, it does not mean that you have purchased a used second-hand product
- When the machine is working, the temperature is high. This is a normal situation, please do not touch the shell directly with your hands
- When the liquid in the oil bottle is about to run out, it then the should be added immediately, otherwisecontinuing to work will damage the machine.
- This product should be used in a dry place. No liquid should seep into the interior of the machine (limited to the oil bottle). If accidental penetration occurs, please immediately turn off the power and wait for the machine to dry before use.
- Do not consume sprayed foam snowflakes.

FCC Statement

Note: This equipment has been tested and found to comply with the limits for a Class B digital device, pursuant to part 15 of the FCC Rules. These limits are designed to provide reasonable protection against harmful interference in a residential installation. This equipment generates, uses and can radiate radio frequency energy and, if not installed and used in accordance with the instructions, may cause harmful interference to radio communications. However, there is no guarantee that interference will not occur in a particular installation. If this equipment does cause harmful interference to radio or television reception, which can be determined by turning the equipment off and on, the user is encouraged to try to correct the interference by one or more of the following measures:

—Reorient or relocate the receiving antenna.

—Increase the separation between the equipment and receiver.

—Connect the equipment into an outlet on a circuit different from that to which the receiver is connected.

—Consult the dealer or an experienced radio/TV technician for help.

This device complies with part 15 of the FCC Rules. Operation is subject to the following two conditions:(1) This device may not cause harmful interference, and (2) this device must accept any interference received, including interference that may cause undesired operation.

Any changes or modifications not expressly approved by the party responsible for compliance could void the user's authority to operate the equipment.

The device has evaluated to meet general RF exposure requirement. The device can be used be in portable exposure without restriction.