Case No. : GTS20240328013-1-07	
Ambient Condition: 23 ℃, 53 %RH	
According Standard: ■Part15E	
Test Date: 2025.3.12	**Test Engineer:** Evan ouyang

Appendix D.1: Emission Bandwidth

Test Result

TestMode	Antenna	Freq(MHz)	26db EBW [MHz]	FL[MHz]	FH[MHz]	Limit[MHz]	Verdict
11A	Ant1	5180	19.920	5170.080	5190.000	---	---
		5200	20.200	5189.960	5210.160	---	---
		5240	20.000	5230.000	5250.000	---	---
11N20SISO	Ant1	5180	20.440	5169.760	5190.200	---	---
		5200	20.160	5189.920	5210.080	---	---
		5240	20.560	5229.760	5250.320	---	---
11N40SISO	Ant1	5190	40.640	5169.760	5210.400	---	---
		5230	40.480	5210.000	5250.480	---	---
11AC20SISO	Ant1	5180	20.360	5169.840	5190.200	---	---
		5200	33.720	5183.560	5217.280	---	---
		5240	31.800	5223.920	5255.720	---	---
11AC40SISO	Ant1	5190	40.480	5169.920	5210.400	---	---
		5230	40.640	5209.760	5250.400	---	---
11AC80SISO	Ant1	5210	80.640	5169.680	5250.320	---	---

Test Graphs

11A_Ant1_5180

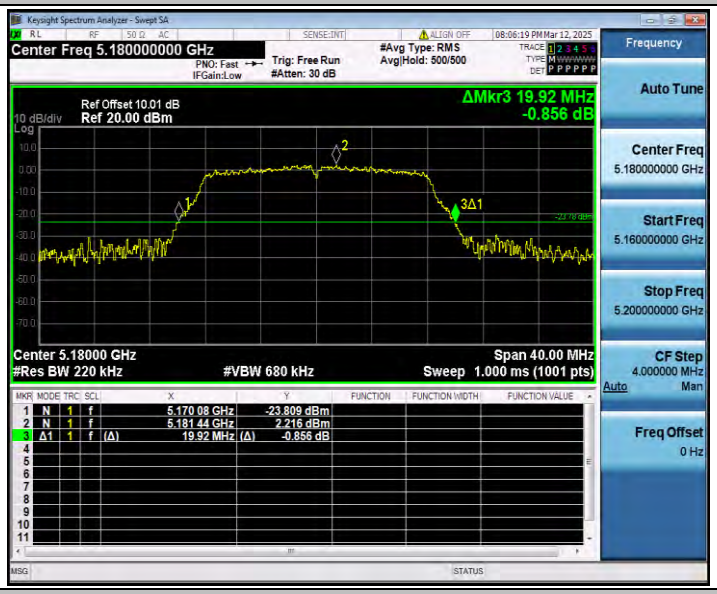

11A_Ant1_5200

11A_Ant1_5240

11N20SISO_Ant1_5180

11N20SISO_Ant1_5200

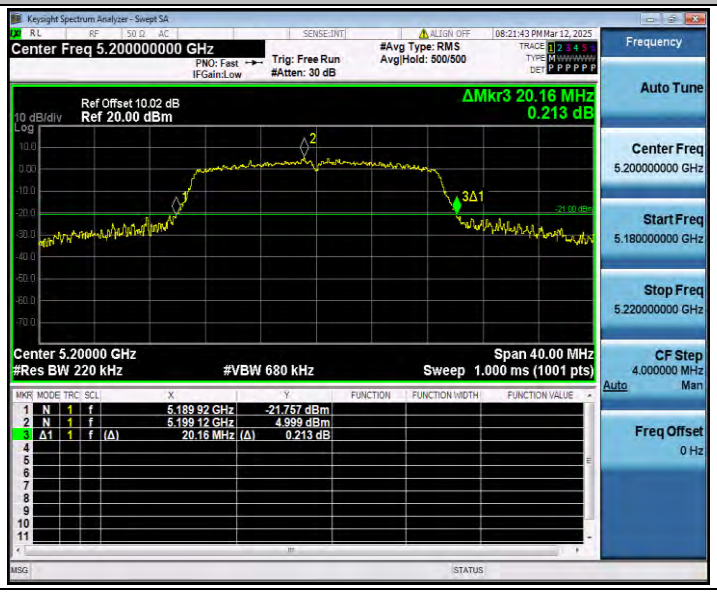

11N20SISO_Ant1_5240

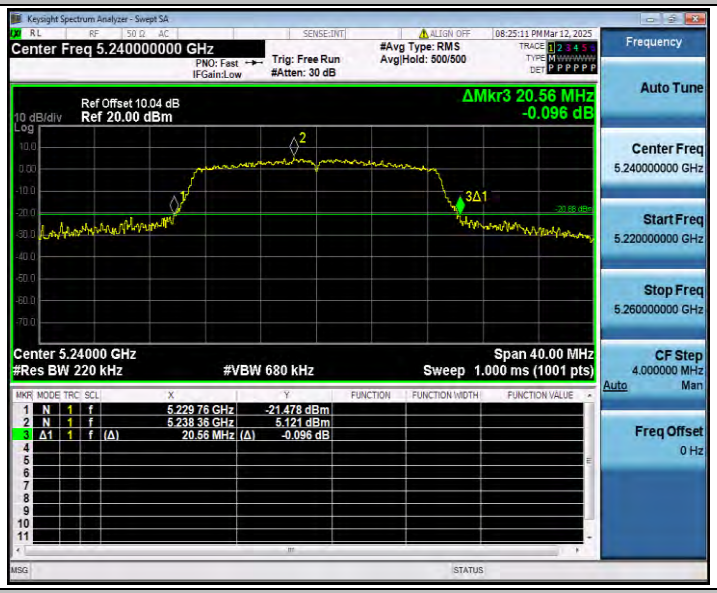

11N40SISO_Ant1_5190

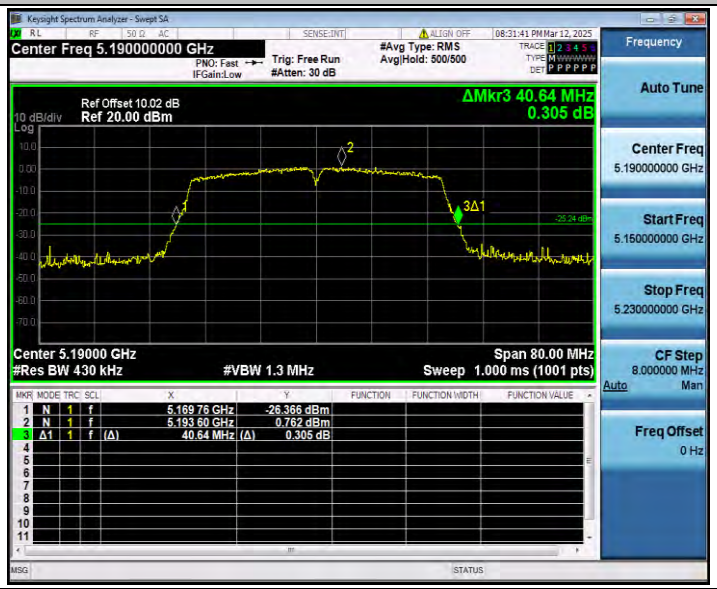

11N40SISO_Ant1_5230

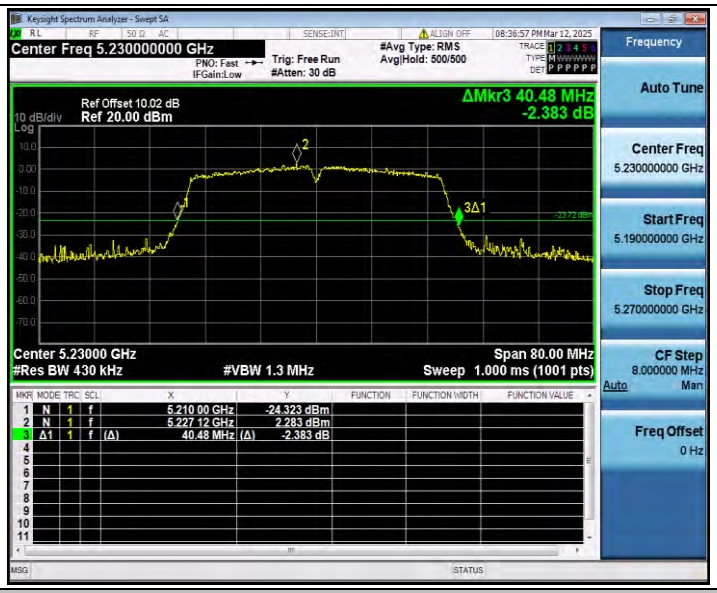

11AC20SISO_Ant1_5180

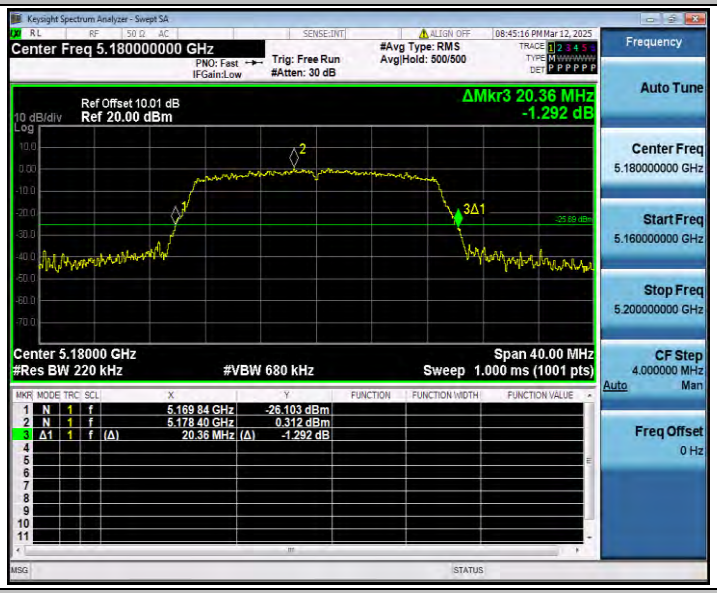

11AC20SISO_Ant1_5200

11AC20SISO_Ant1_5240

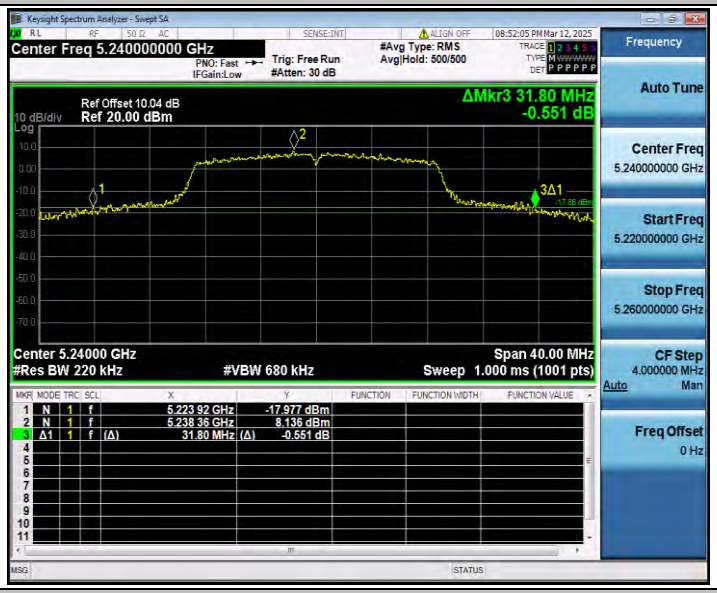

11AC40SISO_Ant1_5190

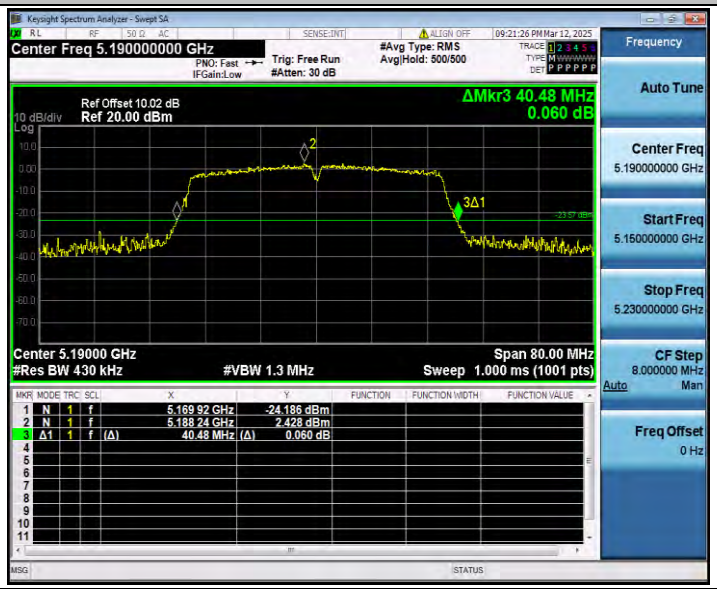

11AC40SISO_Ant1_5230

11AC80SISO_Ant1_5210

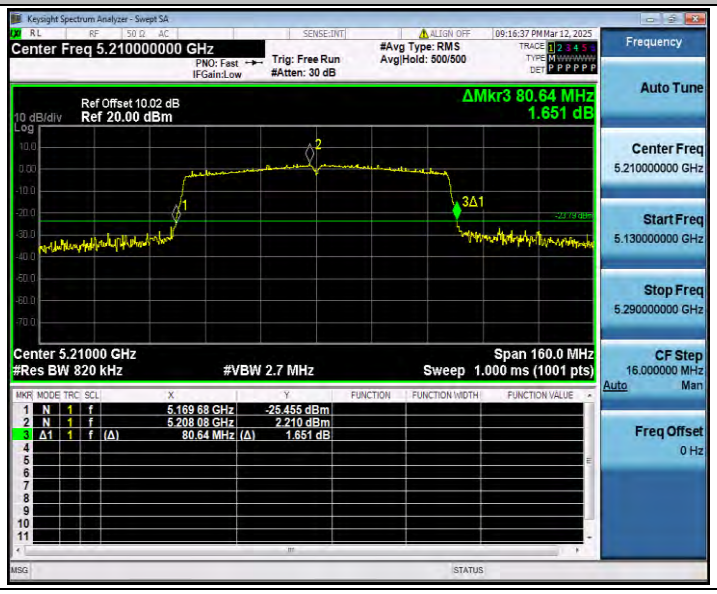

Appendix D.2: Occupied channel bandwidth

Test Result

TestMode	Antenna	Freq(MHz)	OCB [MHz]	FL[MHz]	FH[MHz]	Limit[MHz]	Verdict
11A	Ant1	5180	16.851	5171.5811	5188.4321	---	---
		5200	16.902	5191.5758	5208.4778	---	---
		5240	16.920	5231.5498	5248.4698	---	---
11N20SISO	Ant1	5180	17.945	5171.0249	5188.9699	---	---
		5200	17.907	5191.0862	5208.9932	---	---
		5240	17.957	5231.0327	5248.9897	---	---
11N40SISO	Ant1	5190	36.255	5171.9187	5208.1737	---	---
		5230	36.253	5211.8893	5248.1423	---	---
11AC20SISO	Ant1	5180	17.814	5171.1057	5188.9197	---	---
		5200	18.735	5190.7337	5209.4687	---	---
		5240	18.636	5230.7082	5249.3442	---	---
11AC40SISO	Ant1	5190	36.371	5171.9191	5208.2901	---	---
		5230	36.380	5211.8270	5248.2070	---	---
11AC80SISO	Ant1	5210	75.209	5172.5609	5247.7699	---	---

Test Graphs

11A_Ant1_5180

11A_Ant1_5200

11A_Ant1_5240

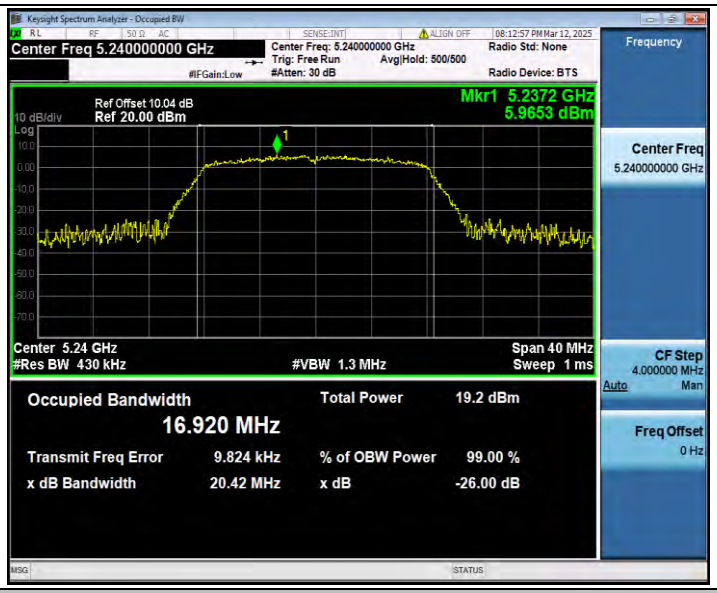

11N20SISO_Ant1_5180

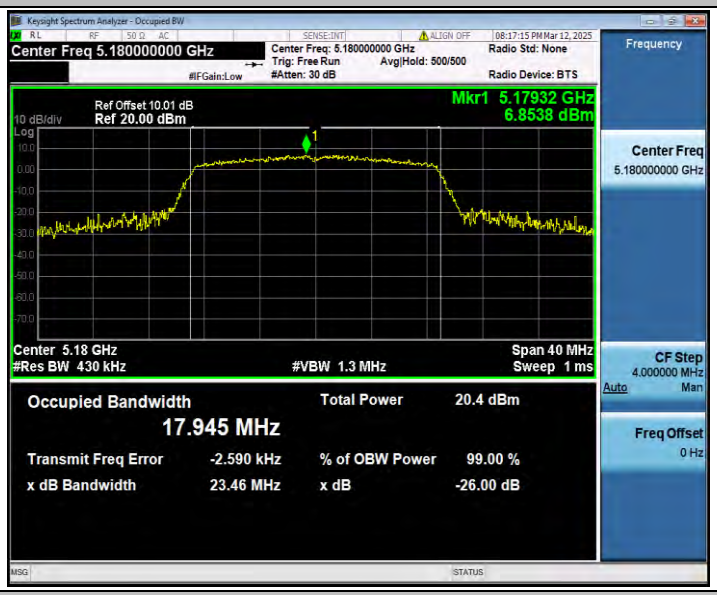

11N20SISO_Ant1_5200

11N20SISO_Ant1_5240

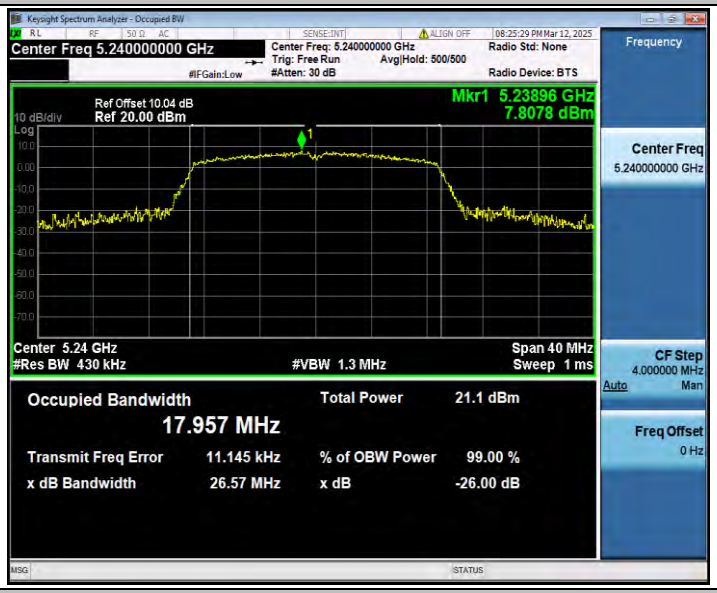

11N40SISO_Ant1_5190

11N40SISO_Ant1_5230

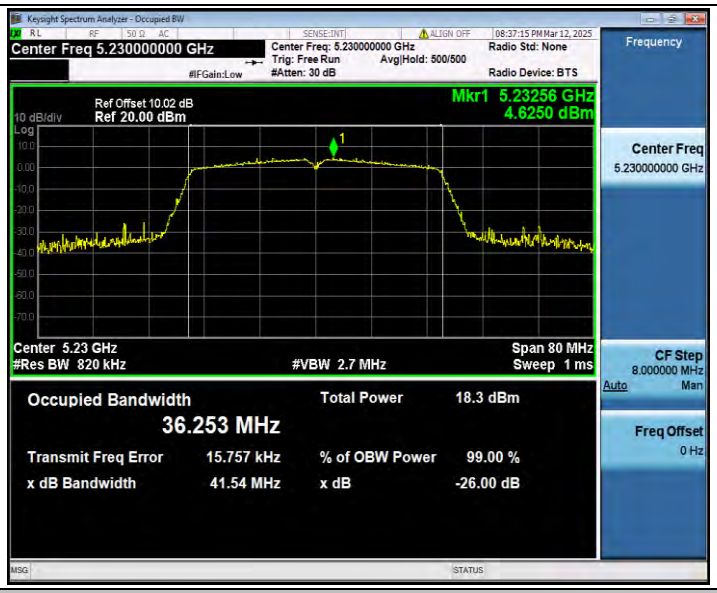

11AC20SISO_Ant1_5180

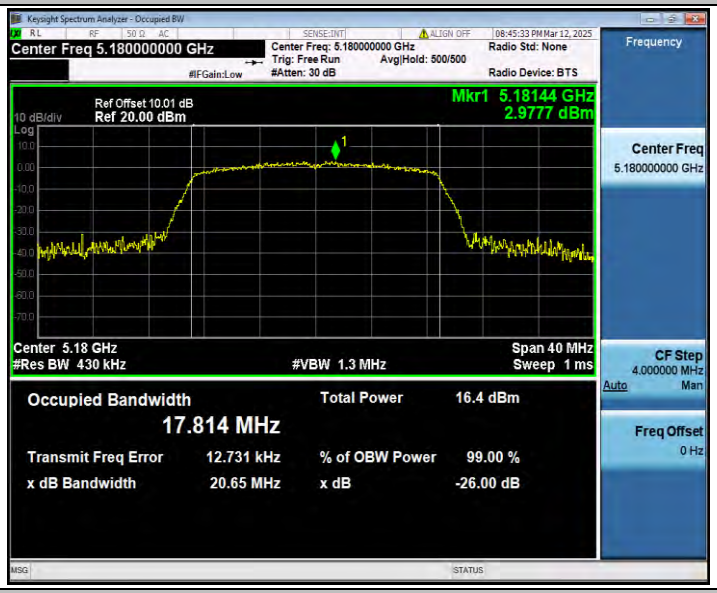

11AC20SISO_Ant1_5200

11AC20SISO_Ant1_5240

11AC40SISO_Ant1_5190

11AC40SISO_Ant1_5230

11AC80SISO_Ant1_5210

Appendix D.3: Duty Cycle

Test Result

TestMode	Antenna	Freq(MHz)	Transmission Duration [ms]	Transmission Period [ms]	Duty Cycle [%]	Duty Cycle Factor[dB]	1/T Factor[KHz]
11A	Ant1	5180	30.00	30.00	100.00	0.00	0.03
		5200	30.00	30.00	100.00	0.00	0.03
		5240	30.00	30.00	100.00	0.00	0.03
11N20SISO	Ant1	5180	30.00	30.00	100.00	0.00	0.03
		5200	30.00	30.00	100.00	0.00	0.03
		5240	30.00	30.00	100.00	0.00	0.03
11N40SISO	Ant1	5190	30.00	30.00	100.00	0.00	0.03
		5230	30.00	30.00	100.00	0.00	0.03
11AC20SISO	Ant1	5180	30.00	30.00	100.00	0.00	0.03
		5200	30.00	30.00	100.00	0.00	0.03
		5240	30.00	30.00	100.00	0.00	0.03
11AC40SISO	Ant1	5190	30.00	30.00	100.00	0.00	0.03
		5230	30.00	30.00	100.00	0.00	0.03
11AC80SISO	Ant1	5210	30.00	30.00	100.00	0.00	0.03

Test Graphs

11A_Ant1_5180
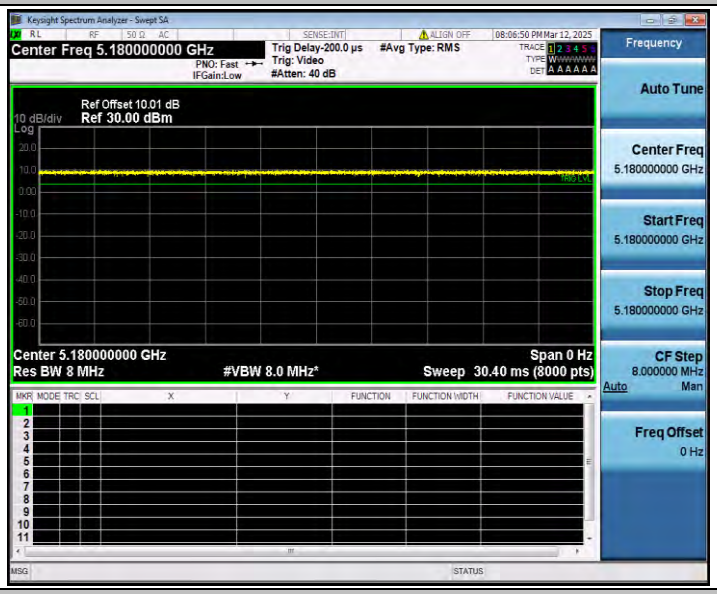
11A_Ant1_5200
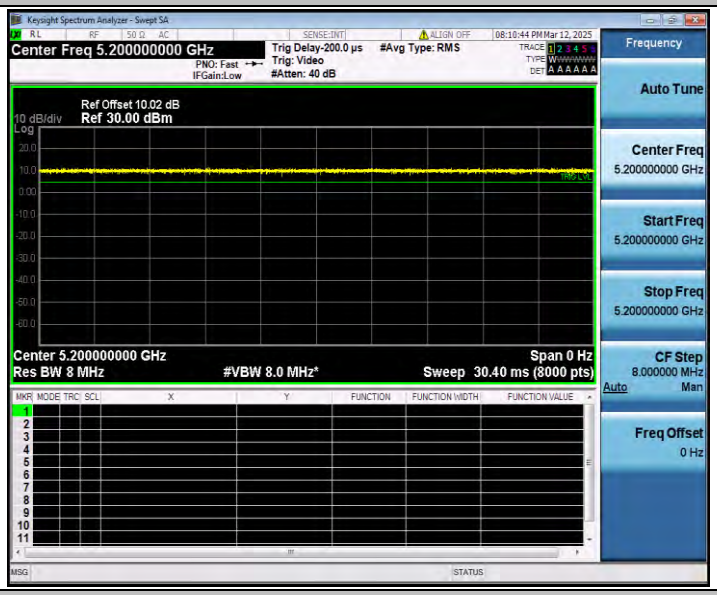
11A_Ant1_5240

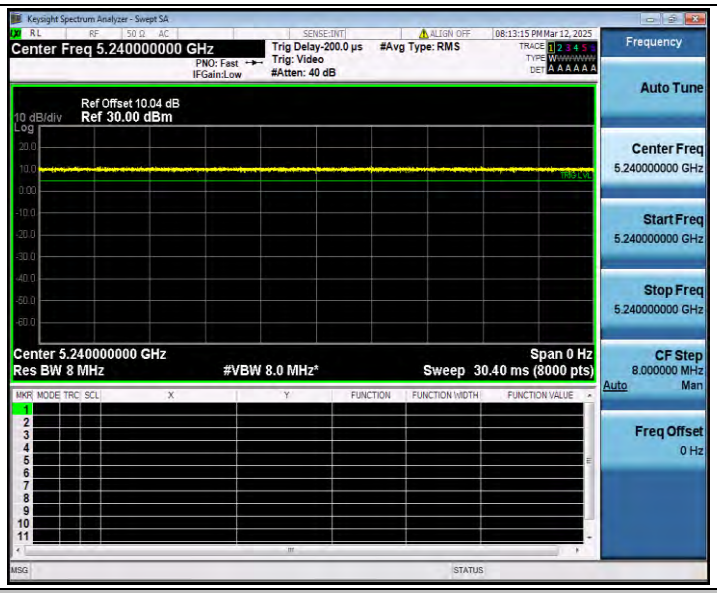

11N20SISO_Ant1_5180

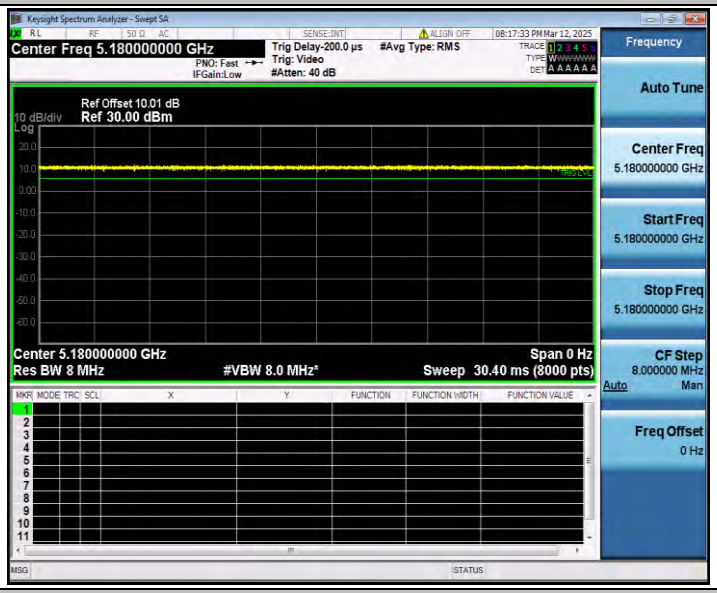

11N20SISO_Ant1_5200

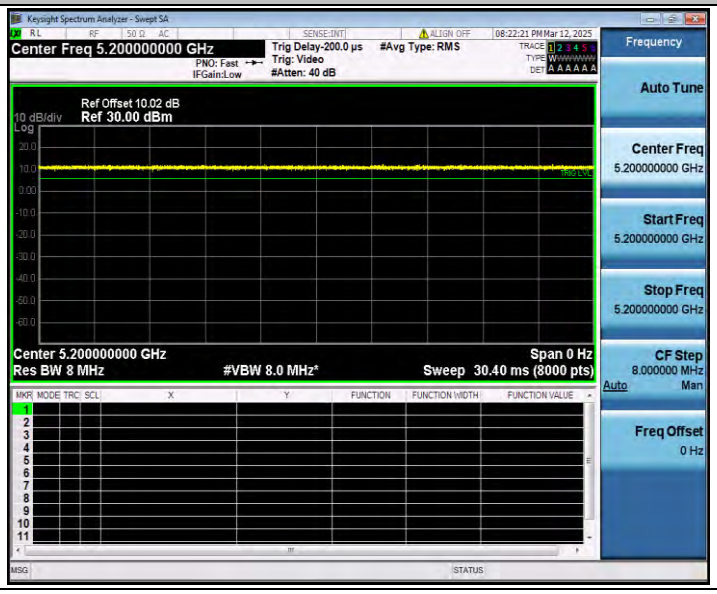

11N20SISO_Ant1_5240

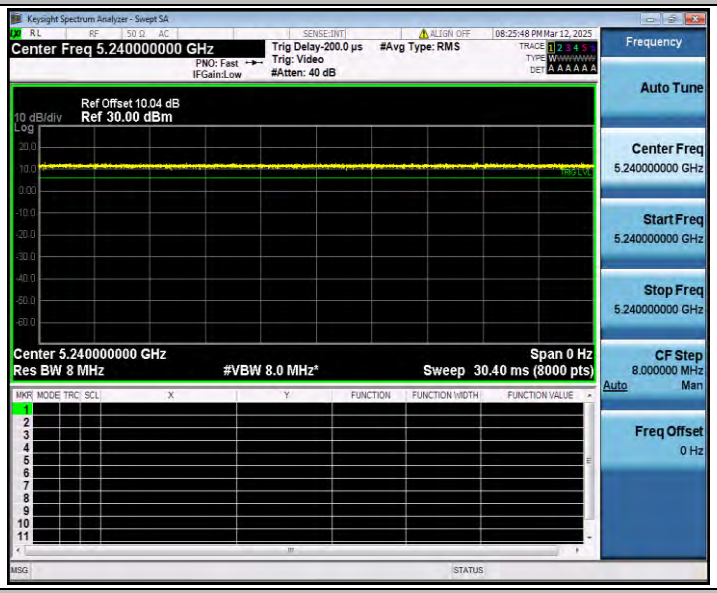

11N40SISO_Ant1_5190

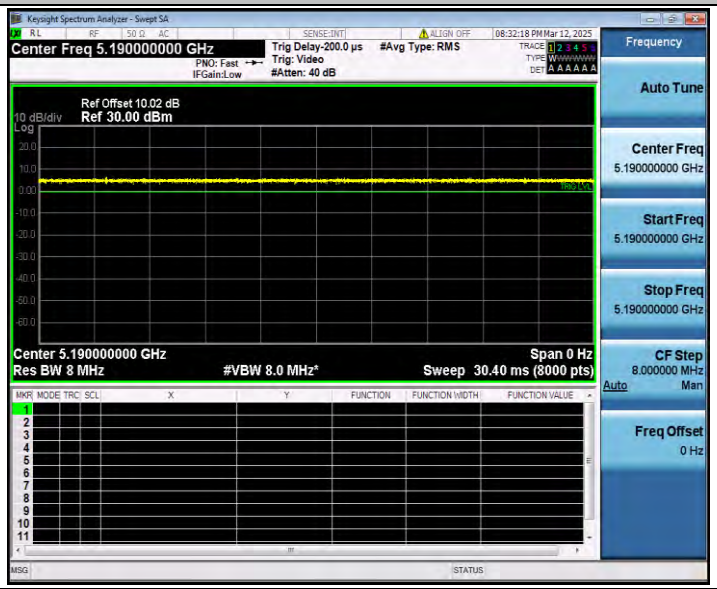

11N40SISO_Ant1_5230

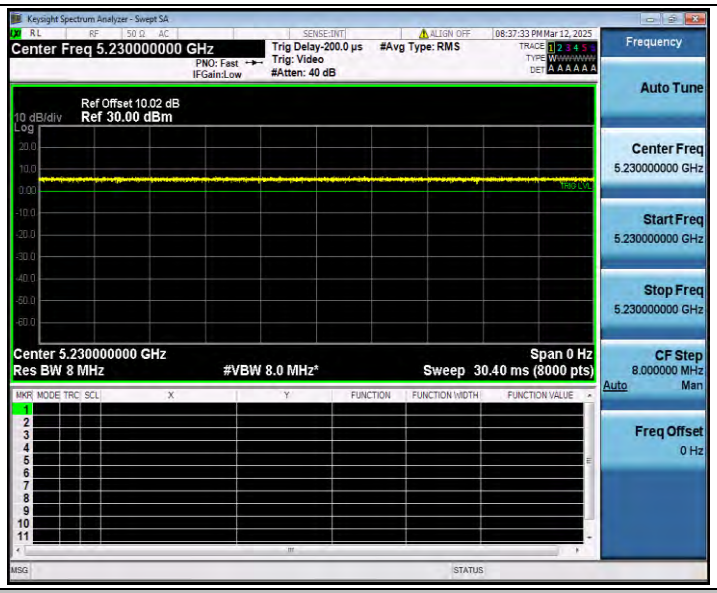

11AC20SISO_Ant1_5180

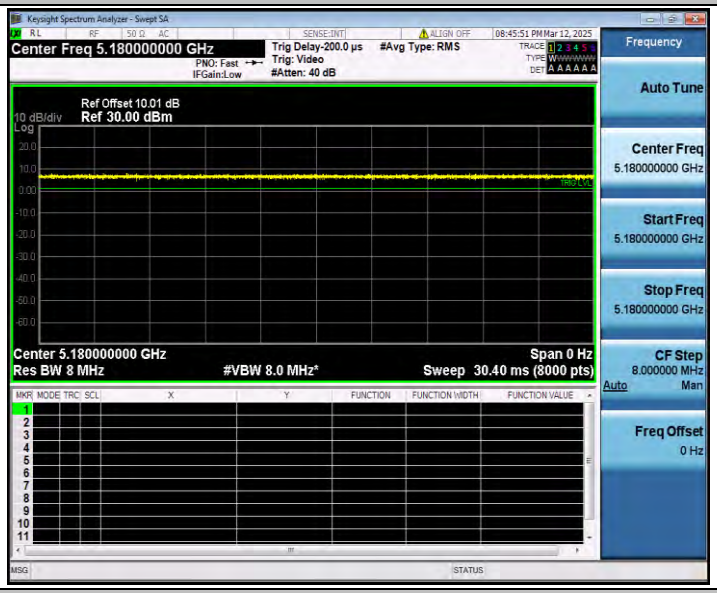

11AC20SISO_Ant1_5200

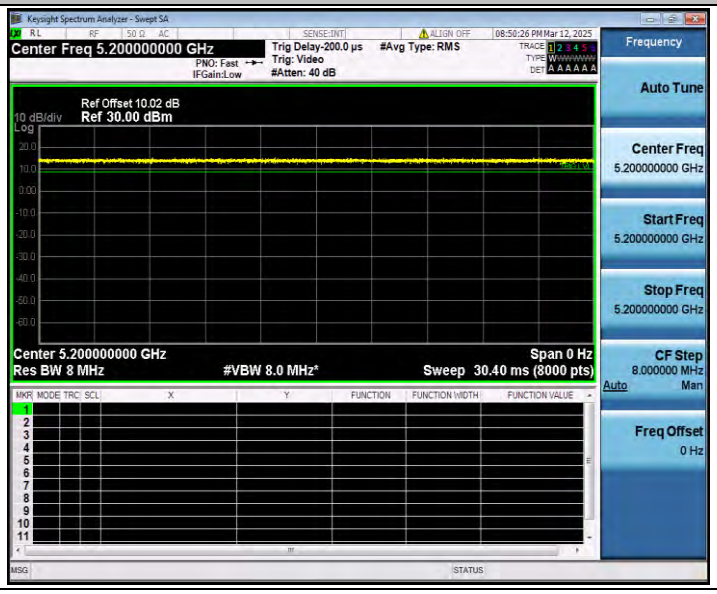

11AC20SISO_Ant1_5240

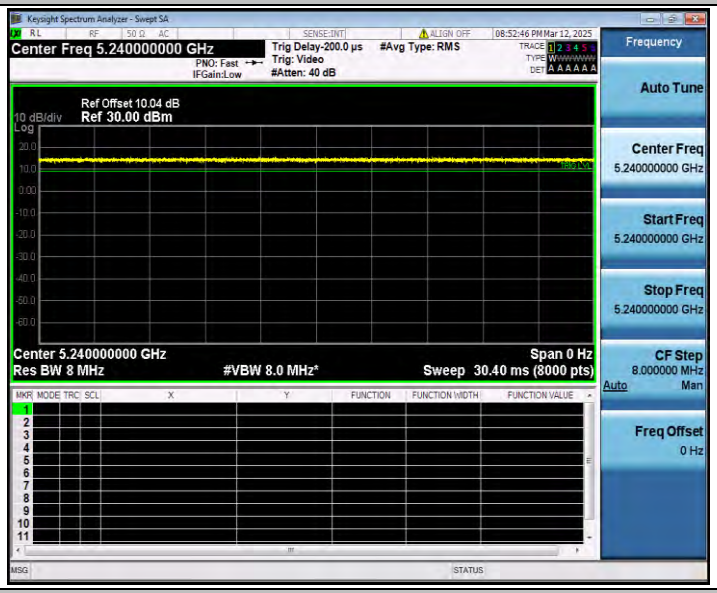

11AC40SISO_Ant1_5190

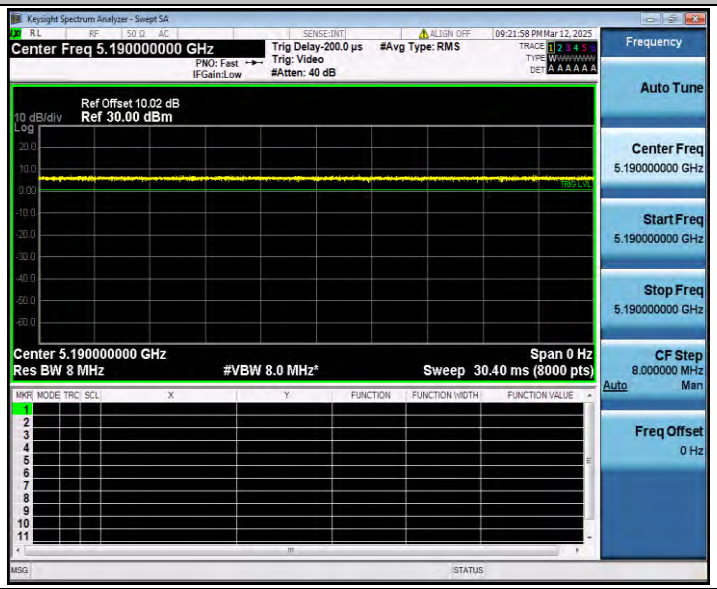

11AC40SISO_Ant1_5230

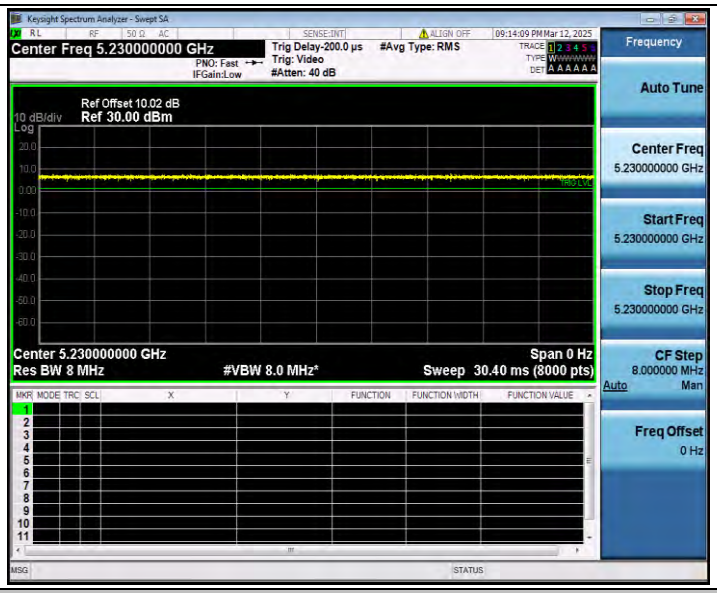

11AC80SISO_Ant1_5210

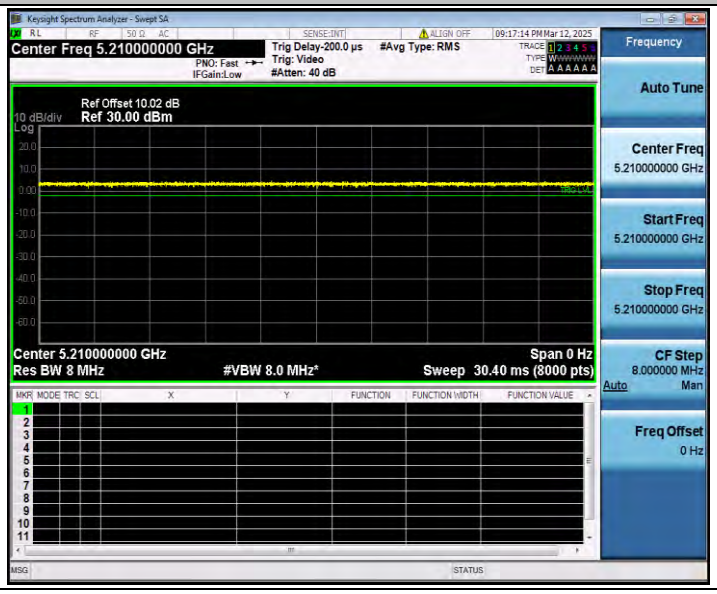

Appendix D.4: Maximum conducted output power

Test Result Channel Power

Test Mode	Antenna	Freq(MHz)	Channel Powert [dBm]	Duty Cycle [%]	DC Factor [dBm]	Result [dBm]	Limit [dBm]	Verdict
11A	Ant1	5180	11.55	100.00	0.00	11.55	≤23.98	PASS
		5200	12.53	100.00	0.00	12.53	≤23.98	PASS
		5240	12.44	100.00	0.00	12.44	≤23.98	PASS
11N20SISO	Ant1	5180	13.60	100.00	0.00	13.60	≤23.98	PASS
		5200	13.77	100.00	0.00	13.77	≤23.98	PASS
		5240	14.28	100.00	0.00	14.28	≤23.98	PASS
11N40SISO	Ant1	5190	10.57	100.00	0.00	10.57	≤23.98	PASS
		5230	10.99	100.00	0.00	10.99	≤23.98	PASS
11AC20SISO	Ant1	5180	12.59	100.00	0.00	12.59	≤23.98	PASS
		5200	16.88	100.00	0.00	16.88	≤23.98	PASS
		5240	17.13	100.00	0.00	17.13	≤23.98	PASS
11AC40SISO	Ant1	5190	11.62	100.00	0.00	11.62	≤23.98	PASS
		5230	12.05	100.00	0.00	12.05	≤23.98	PASS
11AC80SISO	Ant1	5210	11.76	100.00	0.00	11.76	≤23.98	PASS

Appendix D.5: Maximum power spectral density

Test Result

TestMode	Antenna	Freq(MHz)	Result [dBm/MHz]	Limit[dBm/MHz]	Verdict
11A	Ant1	5180	0.88	≤11.00	PASS
		5200	1.79	≤11.00	PASS
		5240	1.83	≤11.00	PASS
11N20SISO	Ant1	5180	2.67	≤11.00	PASS
		5200	2.82	≤11.00	PASS
		5240	3.40	≤11.00	PASS
11N40SISO	Ant1	5190	-3.03	≤11.00	PASS
		5230	-2.56	≤11.00	PASS
11AC20SISO	Ant1	5180	-1.40	≤11.00	PASS
		5200	5.94	≤11.00	PASS
		5240	6.24	≤11.00	PASS
11AC40SISO	Ant1	5190	-2.03	≤11.00	PASS
		5230	-1.48	≤11.00	PASS
11AC80SISO	Ant1	5210	-4.68	≤11.00	PASS

Note：1.The Result and Limit Unit is dBm/500 kHz in the band 5.725–5.85 GHz.
2.The Duty Cycle Factor and RBW Factor is compensated in the graph.

Test Graphs

11A_Ant1_5180
11A_Ant1_5200
11A_Ant1_5240

11N20SISO_Ant1_5180

11N20SISO_Ant1_5200

11N20SISO_Ant1_5240

11N40SISO_Ant1_5190

11N40SISO_Ant1_5230

11AC20SISO_Ant1_5180

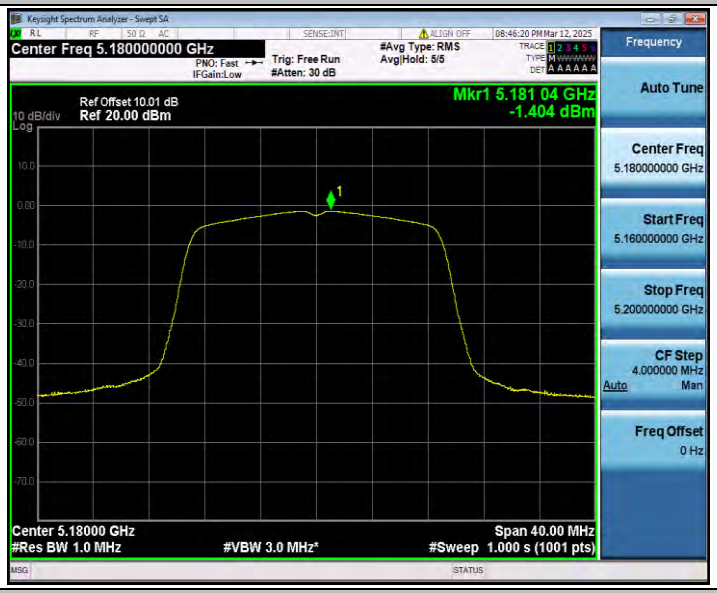

11AC20SISO_Ant1_5200

11AC20SISO_Ant1_5240

11AC40SISO_Ant1_5190

11AC40SISO_Ant1_5230

11AC80SISO_Ant1_5210