Appendix D.6: Band edge measurements

Test Result B1/2/3

TestMode	Antenna	ChName	Freq(MHz)	Result[dBm]	Limit[dBm]	Verdict
11A	Ant1	Low	5180	-34.98	≤-27	PASS
		High	5240	-36.88	≤-27	PASS
11N20SISO	Ant1	Low	5180	-29.43	≤-27	PASS
		High	5240	-36.97	≤-27	PASS
11N40SISO	Ant1	Low	5190	-36.83	≤-27	PASS
		High	5230	-36.92	≤-27	PASS
11AC20SISO	Ant1	Low	5180	-36.99	≤-27	PASS
		High	5240	-36.85	≤-27	PASS
11AC40SISO	Ant1	Low	5190	-29.12	≤-27	PASS
		High	5230	-37.36	≤-27	PASS
11AC80SISO	Ant1	Low	5210	-30.33	≤-27	PASS
		High	5210	-36.52	≤-27	PASS

Test Graphs B1/2/3

11A_Ant1_Low_5180

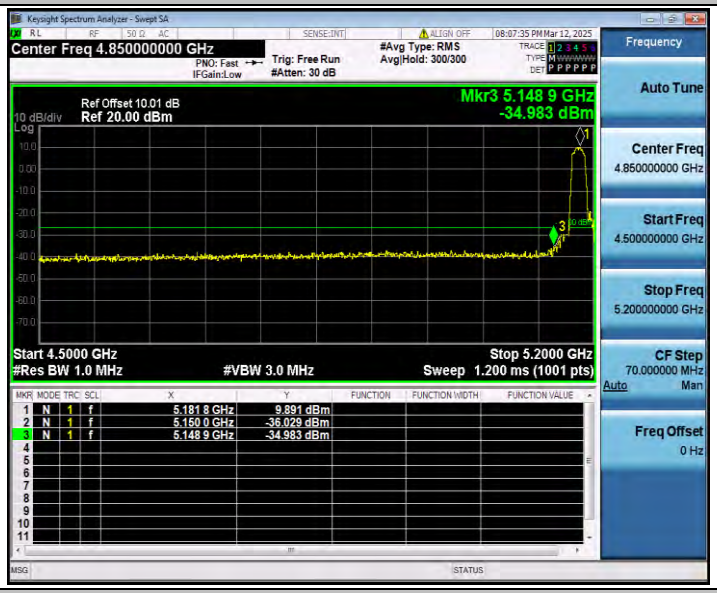

11A_Ant1_High_5240

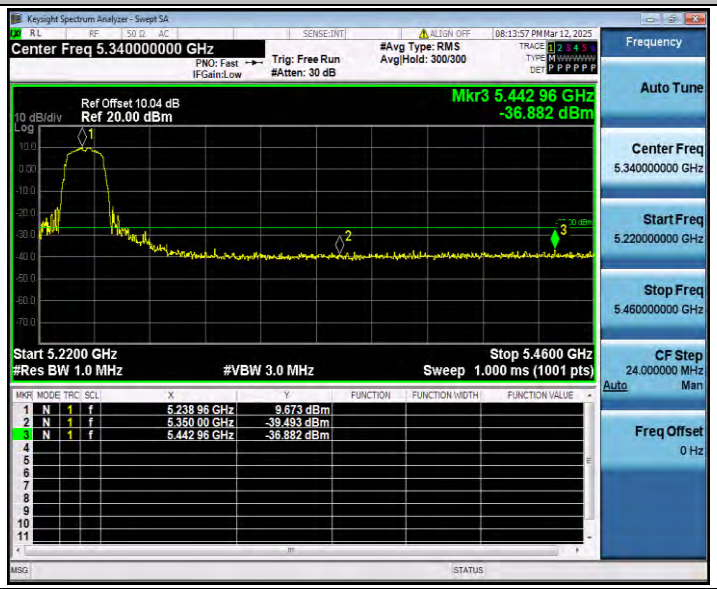

11N20SISO_Ant1_Low_5180

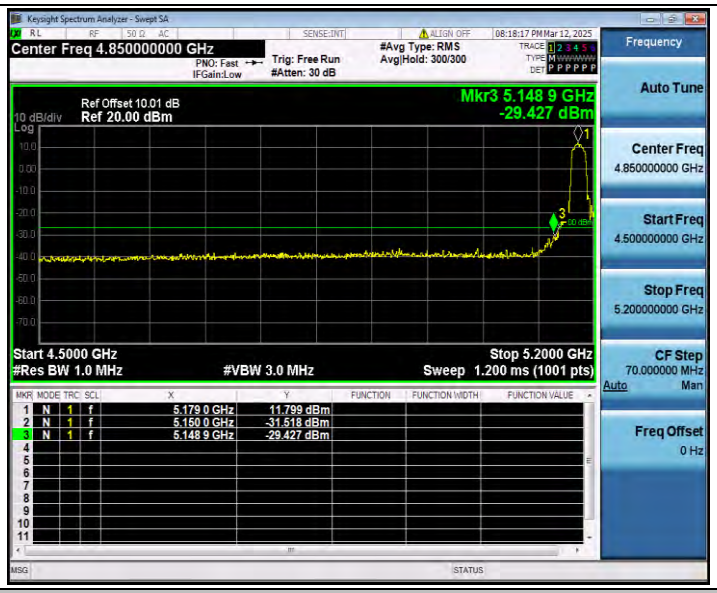

11N20SISO_Ant1_High_5240

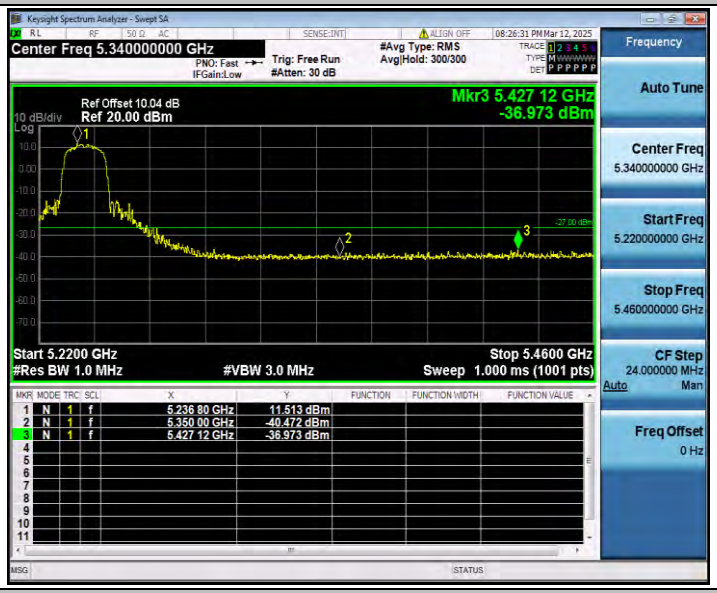

11N40SISO_Ant1_Low_5190

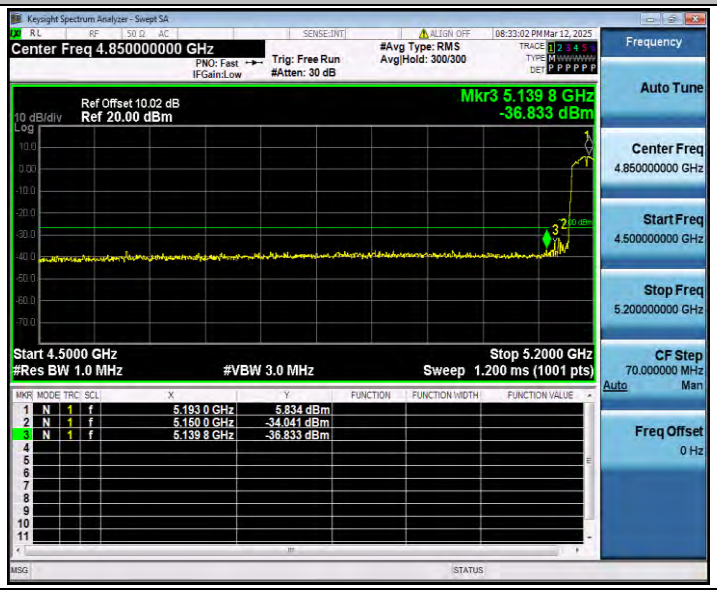

11N40SISO_Ant1_High_5230

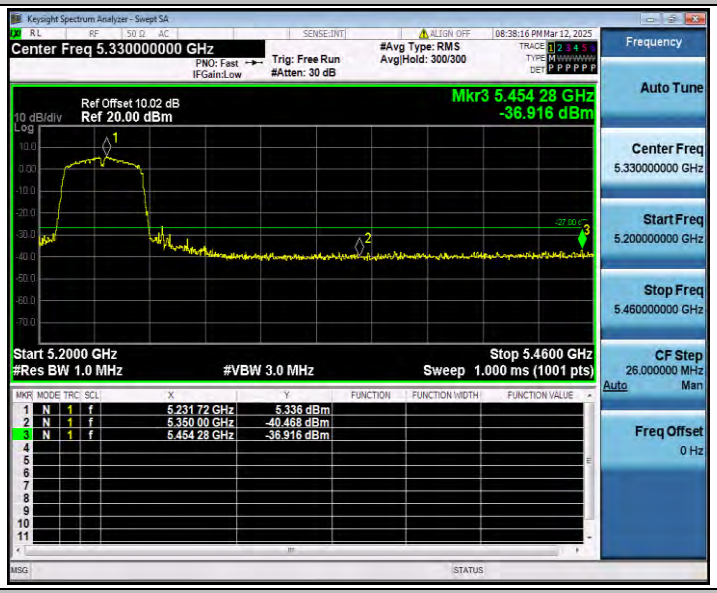

11AC20SISO_Ant1_Low_5180

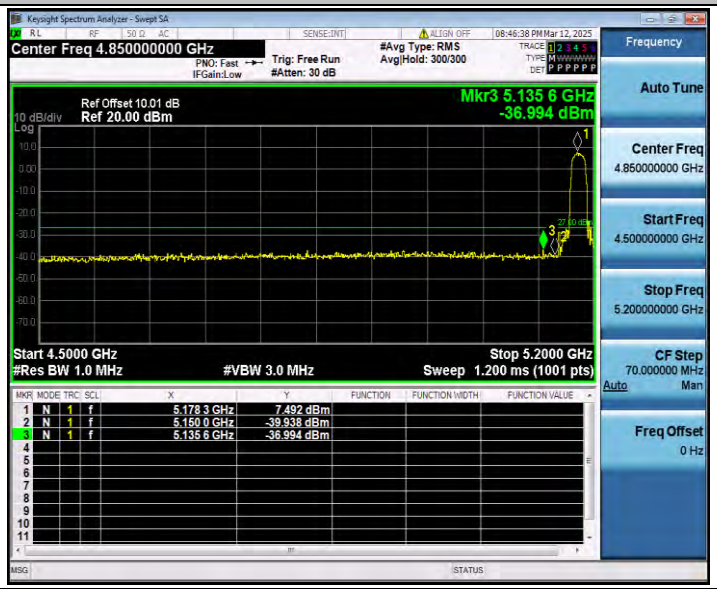

11AC20SISO_Ant1_High_5240

11AC40SISO_Ant1_Low_5190

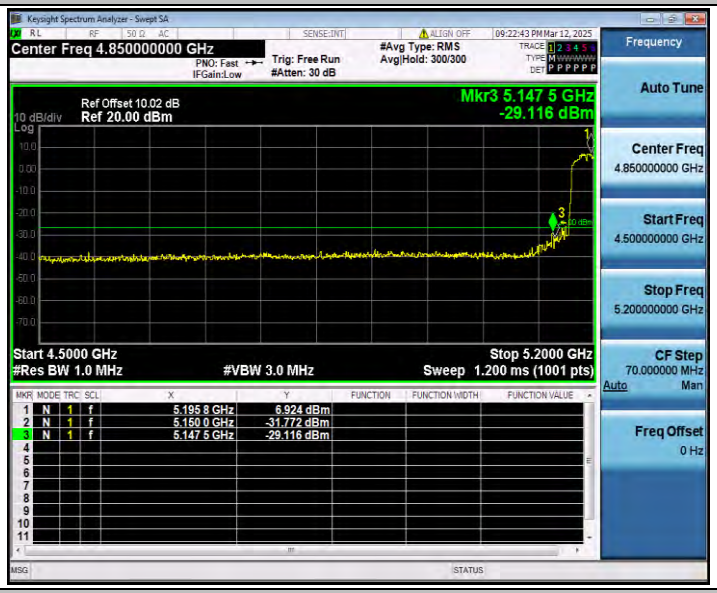

11AC40SISO_Ant1_High_5230

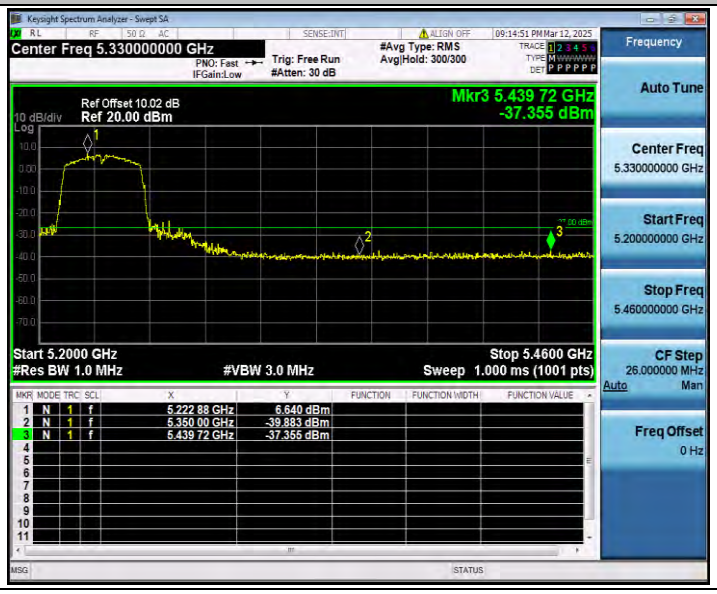

11AC80SISO_Ant1_Low_5210
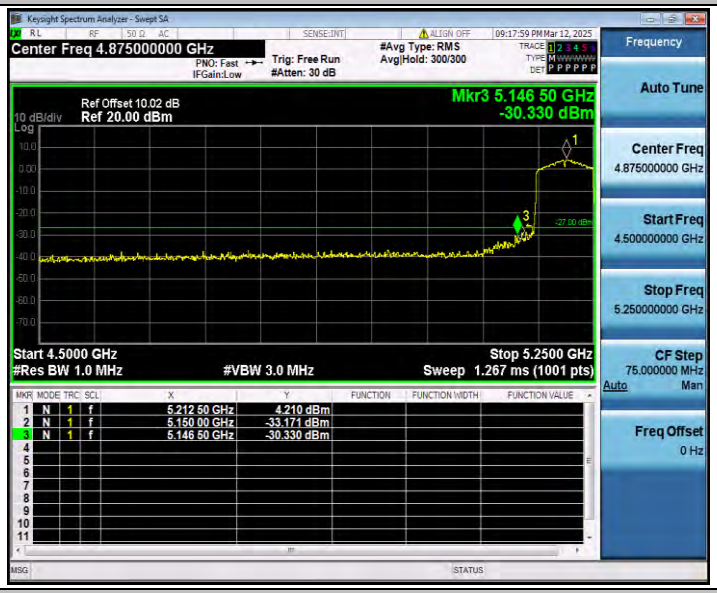

11AC80SISO_Ant1_High_5210
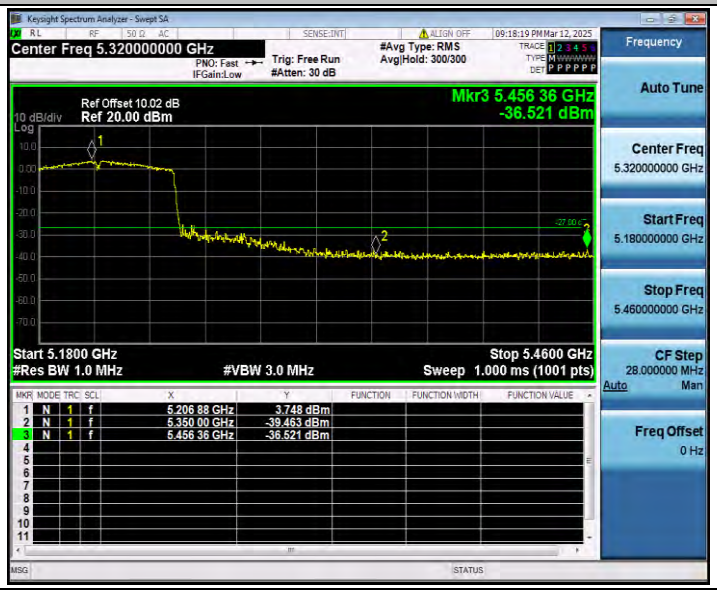

Appendix D.7: Conducted Spurious Emission

Test Result

TestMode	Antenna	Freq(MHz)	FreqRange [MHz]	Max. Fre [MHz]	Max. Level [dBm]	Limit [dBm]	Verdict
11A	Ant1	5180	30~5140	5136.08	-43.48	≤-27	PASS
			5360~27000	24191.13	-36.94	≤-27	PASS
		5200	30~5140	5136.59	-44.2	≤-27	PASS
			5360~27000	24316.64	-36.12	≤-27	PASS
		5240	30~5140	4866.62	-46.29	≤-27	PASS
			5360~27000	23594.59	-36.83	≤-27	PASS
11N20SISO	Ant1	5180	30~5140	5134.21	-39.15	≤-27	PASS
			5360~27000	24906.69	-36.53	≤-27	PASS
		5200	30~5140	2609.87	-43.99	≤-27	PASS
			5360~27000	26766.29	-36.86	≤-27	PASS
		5240	30~5140	4911.75	-45.99	≤-27	PASS
			5360~27000	26977.64	-36.91	≤-27	PASS
11N40SISO	Ant1	5190	30~5140	5140	-37.56	≤-27	PASS
			5360~27000	24213.49	-36.73	≤-27	PASS
		5230	30~5140	2647.51	-46.08	≤-27	PASS
			5360~27000	25576.09	-37.38	≤-27	PASS
11AC20SISO	Ant1	5180	30~5140	5134.89	-46.33	≤-27	PASS
			5360~27000	26051.45	-36.11	≤-27	PASS
		5200	30~5140	5136.08	-36.45	≤-27	PASS
			5360~27000	15597.16	-36.77	≤-27	PASS
		5240	30~5140	2602.54	-45.04	≤-27	PASS
			5360~27000	24390.94	-36.57	≤-27	PASS
11AC40SISO	Ant1	5190	30~5140	5131.99	-34.71	≤-27	PASS
			5360~27000	24305.1	-36.74	≤-27	PASS
		5230	30~5140	2654.67	-46.42	≤-27	PASS
			5360~27000	24980.27	-37.49	≤-27	PASS
11AC80SISO	Ant1	5210	30~5140	5138.64	-32.72	≤-27	PASS
			5360~27000	24855.48	-36.9	≤-27	PASS

Test Graphs

11A_Ant1_5180_30~5140

11A_Ant1_5180_5360~27000

11A_Ant1_5200_30~5140

11A_Ant1_5200_5360~27000

11A_Ant1_5240_30~5140

11A_Ant1_5240_5360~27000

11N20SISO_Ant1_5180_30~5140

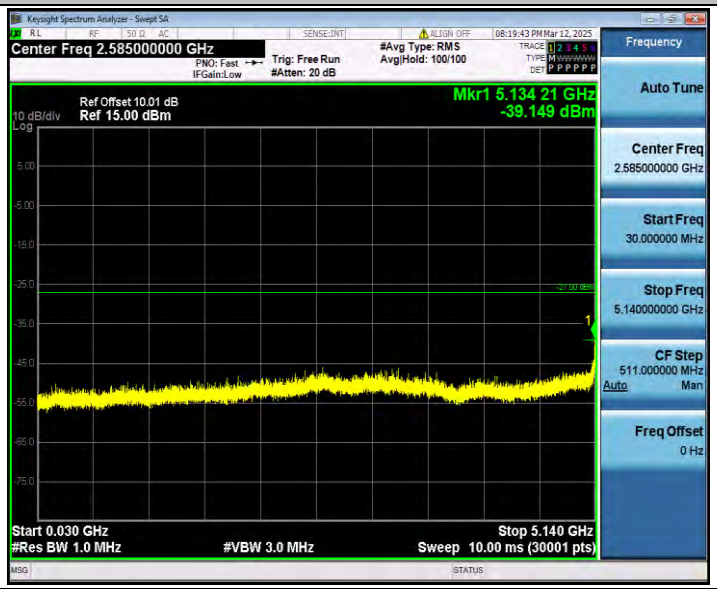

11N20SISO_Ant1_5180_5360~27000

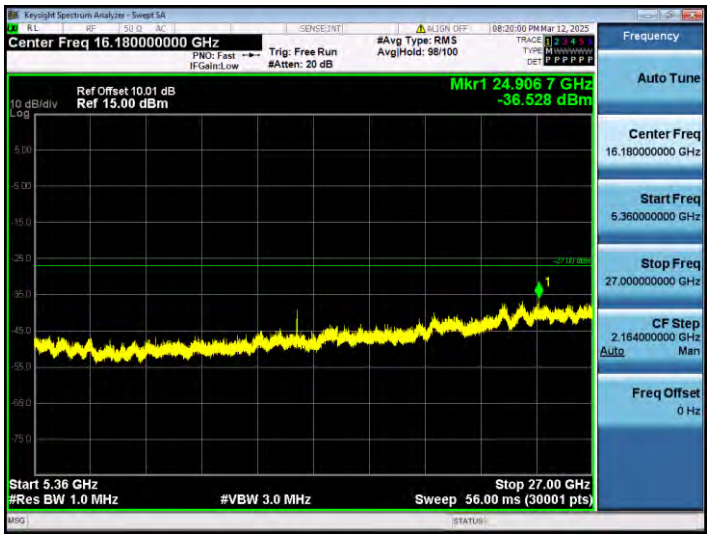

11N20SISO_Ant1_5200_30~5140

11N20SISO_Ant1_5200_5360~27000

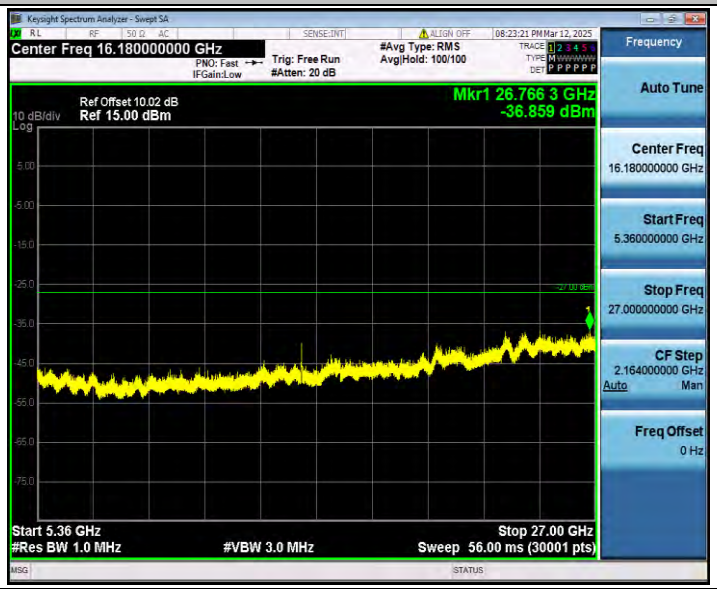

11N20SISO_Ant1_5240_30~5140

11N20SISO_Ant1_5240_5360~27000

11N40SISO_Ant1_5190_30~5140

11N40SISO_Ant1_5190_5360~27000

11N40SISO_Ant1_5230_30~5140

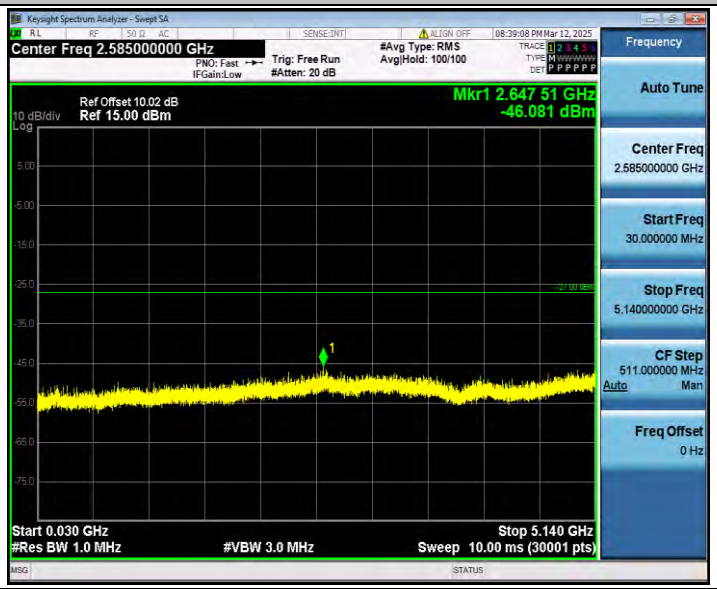

11N40SISO_Ant1_5230_5360~27000

11AC20SISO_Ant1_5180_30~5140

11AC20SISO_Ant1_5180_5360~27000

11AC20SISO_Ant1_5200_30~5140

11AC20SISO_Ant1_5200_5360~27000

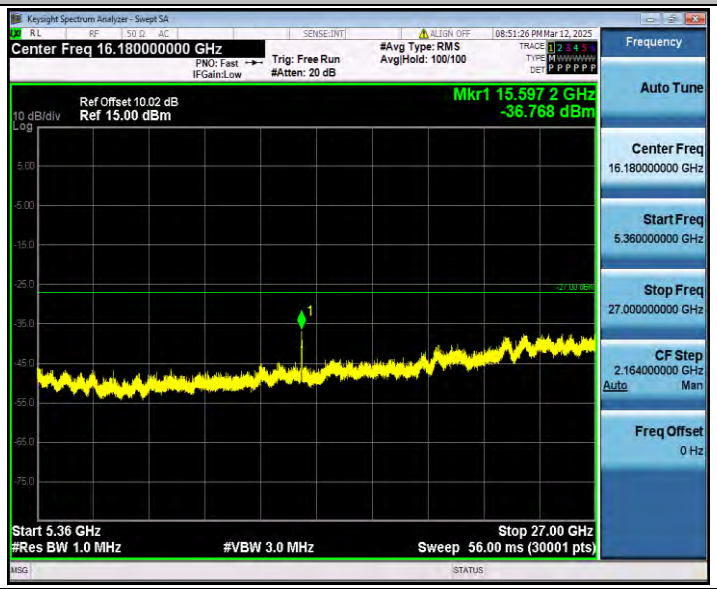

11AC20SISO_Ant1_5240_30~5140

11AC20SISO_Ant1_5240_5360~27000

11AC40SISO_Ant1_5190_30~5140

11AC40SISO_Ant1_5190_5360~27000

11AC40SISO_Ant1_5230_30~5140

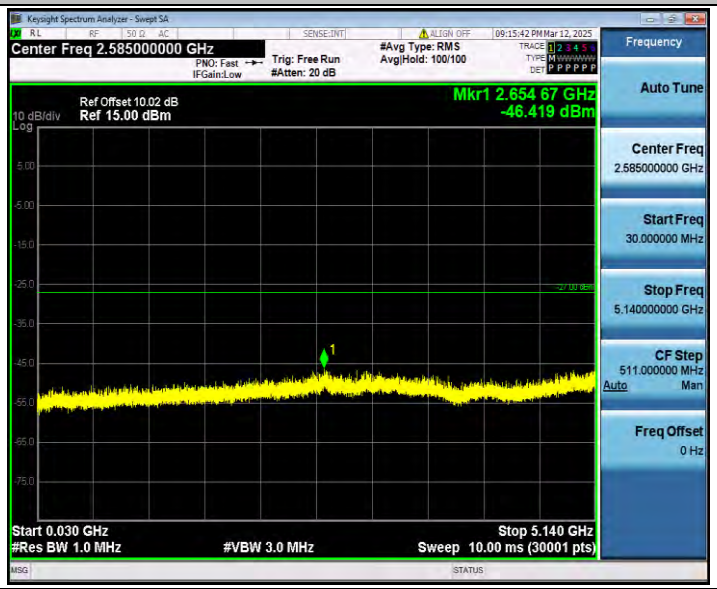

11AC40SISO_Ant1_5230_5360~27000

11AC80SISO_Ant1_5210_30~5140

11AC80SISO_Ant1_5210_5360~27000

Appendix D.8: Emissions in Restricted Bands

Test Result

TestMode	Antenna	ChName	Freq(MHz)	Detector	Freq [MHz]	Result [dBm]	Limit [dBm]	Result [dBuV/m]	Limit [dBuV/m]	Verdict
11A	Ant1	Low	5180	AV	4500.000	-47.73	≤-41.20	47.47	≤54	PASS
				AV	4944.500	-45.4	≤-41.20	49.80	≤54	PASS
				AV	5150.000	-45.89	≤-41.20	49.31	≤54	PASS
				Peak	4500.000	-41.9	≤-21.20	53.30	≤74	PASS
				Peak	5145.400	-35.04	≤-21.20	60.16	≤74	PASS
				Peak	5150.000	-42.77	≤-21.20	52.43	≤74	PASS
		High	5240	AV	5350.000	-46.28	≤-41.20	48.92	≤54	PASS
				AV	5440.080	-45.66	≤-41.20	49.54	≤54	PASS
				AV	5460.000	-45.77	≤-41.20	49.43	≤54	PASS
				Peak	5350.000	-42.28	≤-21.20	52.92	≤74	PASS
				Peak	5446.800	-36.97	≤-21.20	58.23	≤74	PASS
				Peak	5460.000	-41.34	≤-21.20	53.86	≤74	PASS
11N20SISO	Ant1	Low	5180	AV	4500.000	-47.74	≤-41.20	47.46	≤54	PASS
				AV	5149.600	-43.02	≤-41.20	52.18	≤54	PASS
				AV	5150.000	-42.72	≤-41.20	52.48	≤54	PASS
				Peak	4500.000	-46.24	≤-21.20	48.96	≤74	PASS
				Peak	5142.600	-34.4	≤-21.20	60.80	≤74	PASS
				Peak	5150.000	-38.69	≤-21.20	56.51	≤74	PASS
		High	5240	AV	5350.000	-46.39	≤-41.20	48.81	≤54	PASS
				AV	5454.000	-45.79	≤-41.20	49.41	≤54	PASS
				AV	5460.000	-45.84	≤-41.20	49.36	≤54	PASS
				Peak	5350.000	-44.69	≤-21.20	50.51	≤74	PASS
				Peak	5409.600	-37.99	≤-21.20	57.21	≤74	PASS
				Peak	5460.000	-43.51	≤-21.20	51.69	≤74	PASS
11N40SISO	Ant1	Low	5190	AV	4500.000	-47.87	≤-41.20	47.33	≤54	PASS
				AV	4942.400	-45.58	≤-41.20	49.62	≤54	PASS
				AV	5150.000	-45.93	≤-41.20	49.27	≤54	PASS
				Peak	4500.000	-44.68	≤-21.20	50.52	≤74	PASS
				Peak	4903.900	-36.09	≤-21.20	59.11	≤74	PASS
				Peak	5150.000	-43.84	≤-21.20	51.36	≤74	PASS
		High	5230	AV	5350.000	-46.52	≤-41.20	48.68	≤54	PASS
				AV	5456.620	-45.81	≤-41.20	49.39	≤54	PASS
				AV	5460.000	-45.89	≤-41.20	49.31	≤54	PASS
				Peak	5350.000	-41.23	≤-21.20	53.97	≤74	PASS
				Peak	5448.040	-37.16	≤-21.20	58.04	≤74	PASS
				Peak	5460.000	-42.02	≤-21.20	53.18	≤74	PASS

11AC20SISO	Ant1	Low	5180	AV	4500.000	-47.91	≤-41.20	47.29	≤54	PASS
				AV	4943.800	-45.56	≤-41.20	49.64	≤54	PASS
				AV	5150.000	-46.55	≤-41.20	48.65	≤54	PASS
				Peak	4500.000	-43.74	≤-21.20	51.46	≤74	PASS
				Peak	5005.400	-36.25	≤-21.20	58.95	≤74	PASS
				Peak	5150.000	-42.58	≤-21.20	52.62	≤74	PASS
		High	5240	AV	5350.000	-46.31	≤-41.20	48.89	≤54	PASS
				AV	5455.200	-45.79	≤-41.20	49.41	≤54	PASS
				AV	5460.000	-45.86	≤-41.20	49.34	≤54	PASS
				Peak	5350.000	-42.97	≤-21.20	52.23	≤74	PASS
				Peak	5434.800	-37.11	≤-21.20	58.09	≤74	PASS
				Peak	5460.000	-46.23	≤-21.20	48.97	≤74	PASS
11AC40SISO	Ant1	Low	5190	AV	4500.000	-47.93	≤-41.20	47.27	≤54	PASS
				AV	5149.600	-45.57	≤-41.20	49.63	≤54	PASS
				AV	5150.000	-45.57	≤-41.20	49.63	≤54	PASS
				Peak	4500.000	-44.37	≤-21.20	50.83	≤74	PASS
				Peak	5144.700	-32.34	≤-21.20	62.86	≤74	PASS
				Peak	5150.000	-43.7	≤-21.20	51.50	≤74	PASS
		High	5230	AV	5350.000	-46.47	≤-41.20	48.73	≤54	PASS
				AV	5451.420	-45.8	≤-41.20	49.40	≤54	PASS
				AV	5460.000	-45.84	≤-41.20	49.36	≤54	PASS
				Peak	5350.000	-41.68	≤-21.20	53.52	≤74	PASS
				Peak	5382.780	-36.23	≤-21.20	58.97	≤74	PASS
				Peak	5460.000	-41.47	≤-21.20	53.73	≤74	PASS
11AC80SISO	Ant1	Low	5210	AV	4500.000	-47.88	≤-41.20	47.32	≤54	PASS
				AV	5149.500	-44.51	≤-41.20	50.69	≤54	PASS
				AV	5150.000	-44.52	≤-41.20	50.68	≤54	PASS
				Peak	4500.000	-47.8	≤-21.20	47.40	≤74	PASS
				Peak	5146.500	-35.99	≤-21.20	59.21	≤74	PASS
				Peak	5150.000	-41.4	≤-21.20	53.80	≤74	PASS
		High	5210	AV	5350.000	-1000	≤-41.20	-904.80	≤54	PASS
				AV	5350.240	-1000	≤-41.20	-904.80	≤54	PASS
				AV	5460.000	-1000	≤-41.20	-904.80	≤54	PASS
				Peak	5350.000	-44.46	≤-21.20	50.74	≤74	PASS
				Peak	5457.480	-37.02	≤-21.20	58.18	≤74	PASS
				Peak	5460.000	-42.94	≤-21.20	52.26	≤74	PASS

Note：

1. The Antenna Gain is compensated in the graph.
2. The Duty Cycle Factor and RBW Factor is compensated in the graph.
3. For transmitters operating in 5150-5350 GHz band and 5470-5725 GHz band: The limit in dBm for average detector is conversion from 54dBuV/m, according to 15.209(a). The limit in dBm for peak detector is 20dB above the limit of average detector in dBm.

Test Graphs

11A_Ant1_Low_5180_AV

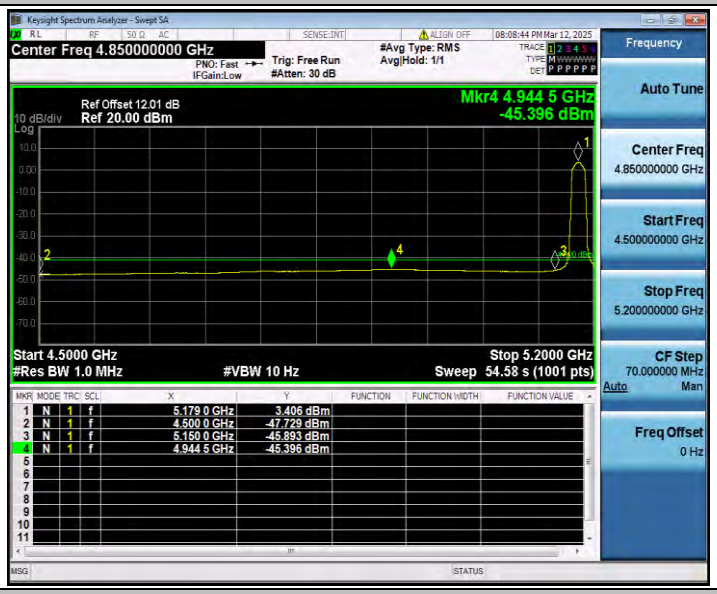

11A_Ant1_Low_5180_Peak

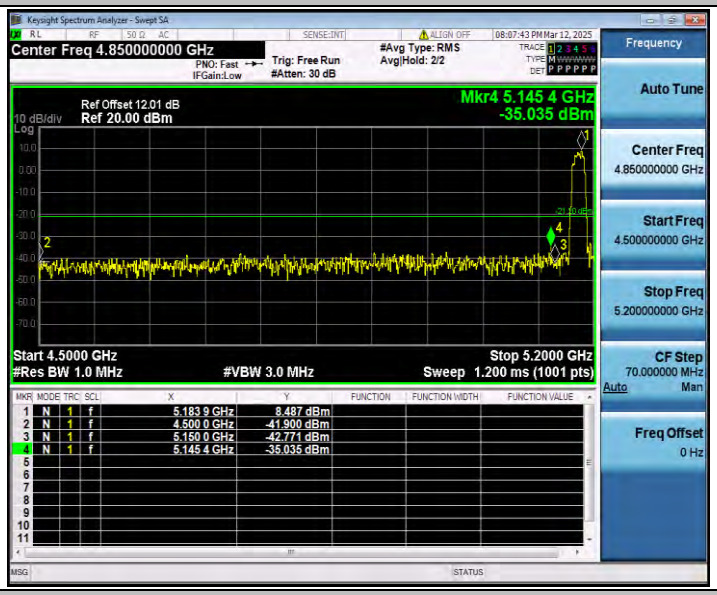

11A_Ant1_High_5240_AV

11A_Ant1_High_5240_Peak

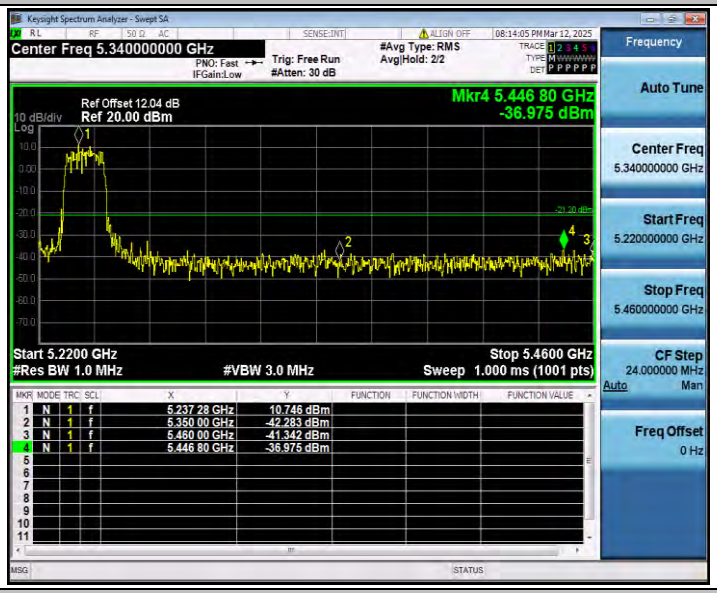

11N20SISO_Ant1_Low_5180_AV

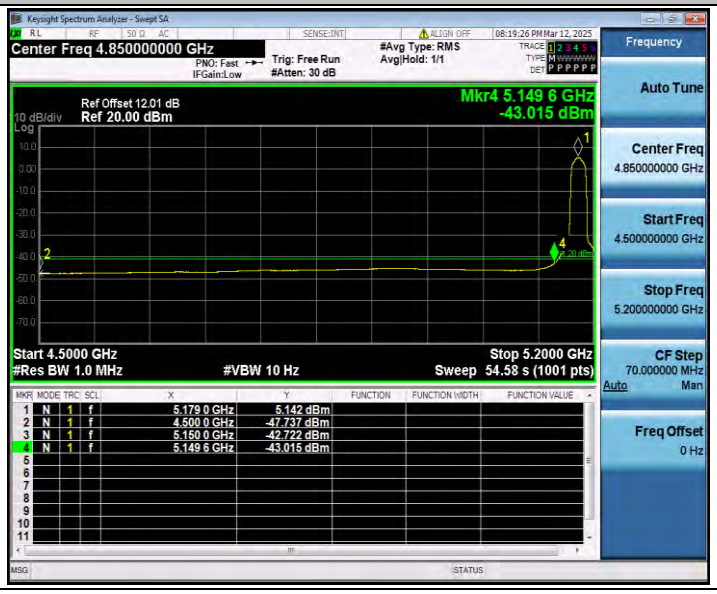

11N20SISO_Ant1_Low_5180_Peak

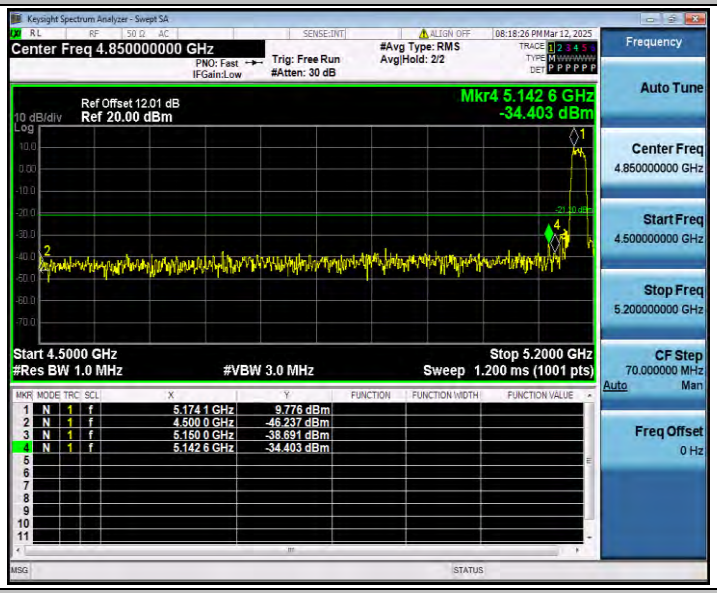

11N20SISO_Ant1_High_5240_AV

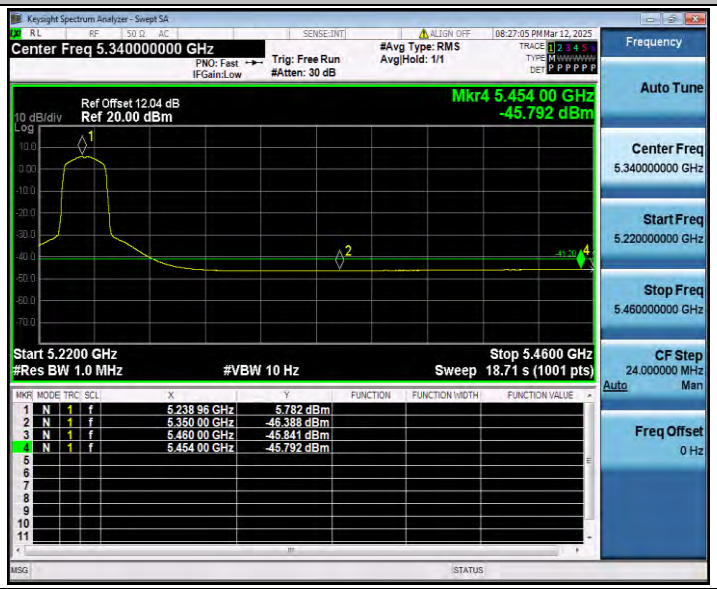

11N20SISO_Ant1_High_5240_Peak

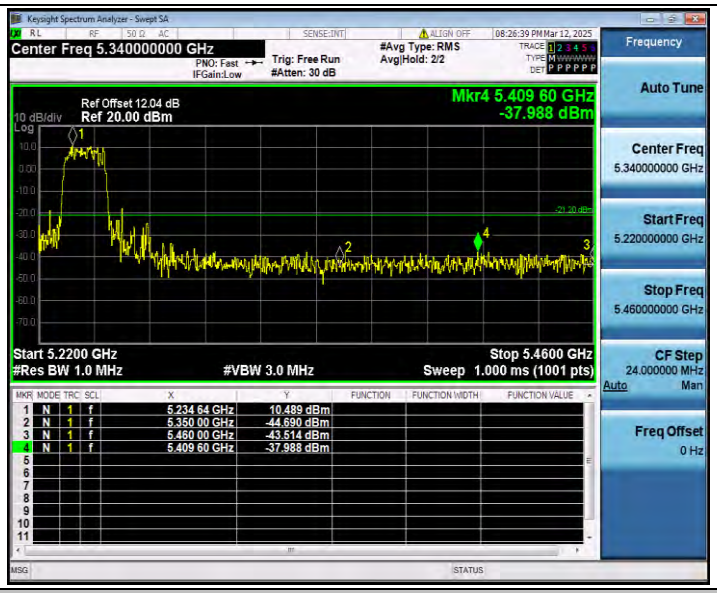

11N40SISO_Ant1_Low_5190_AV

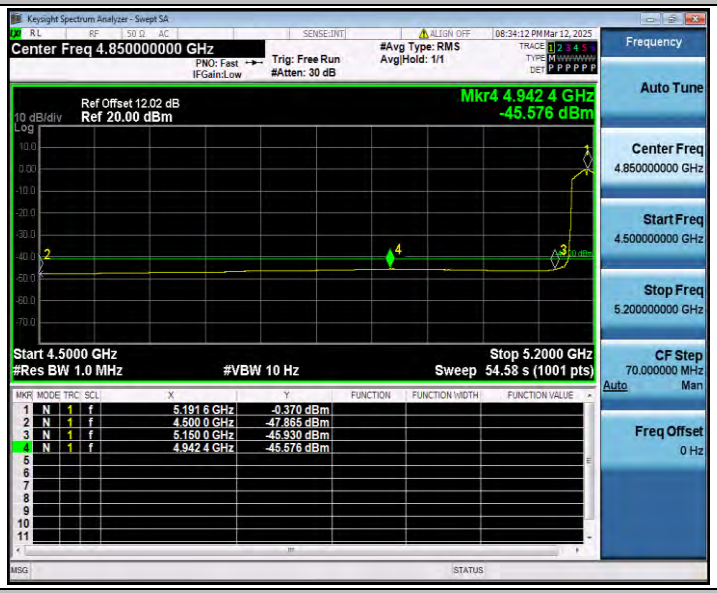

11N40SISO_Ant1_Low_5190_Peak

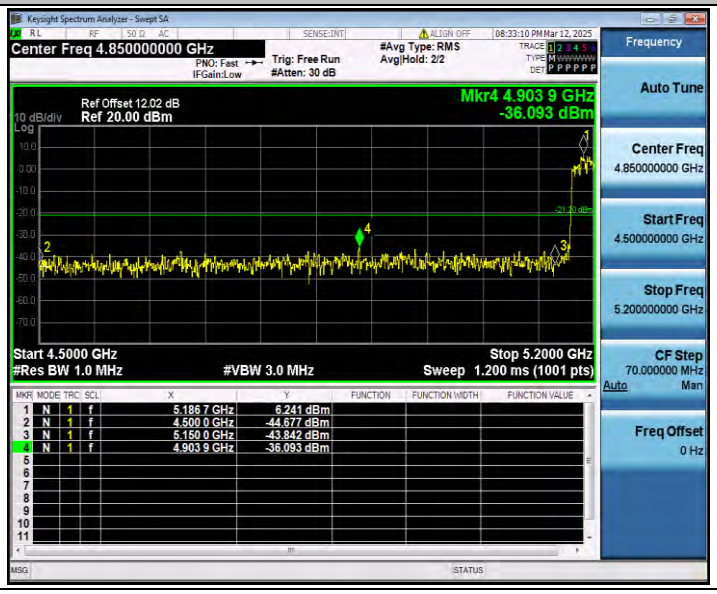

11N40SISO_Ant1_High_5230_AV

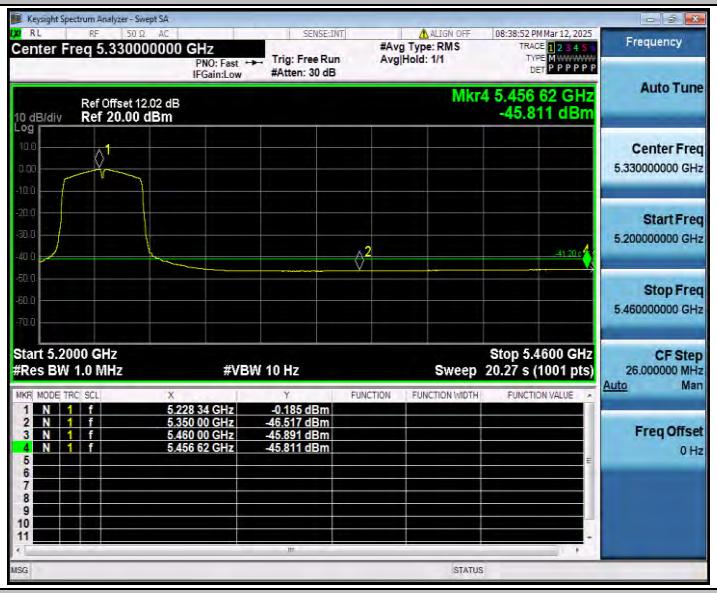

11N40SISO_Ant1_High_5230_Peak

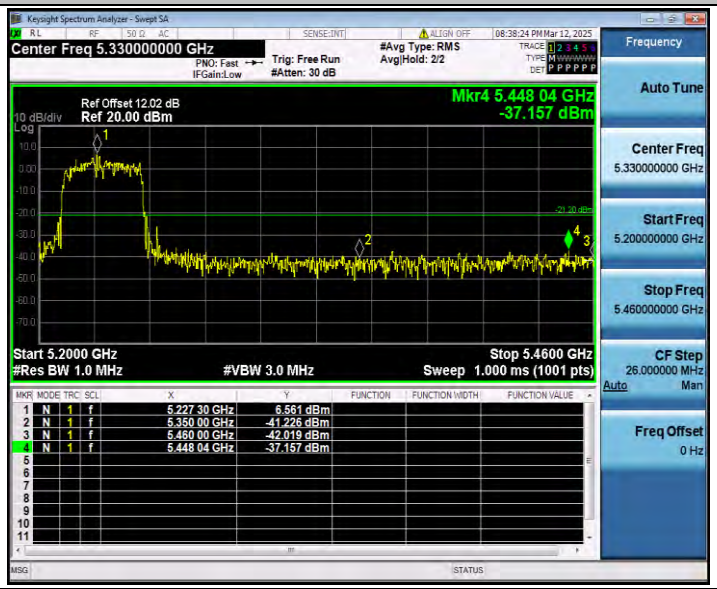

11AC20SISO_Ant1_Low_5180_AV

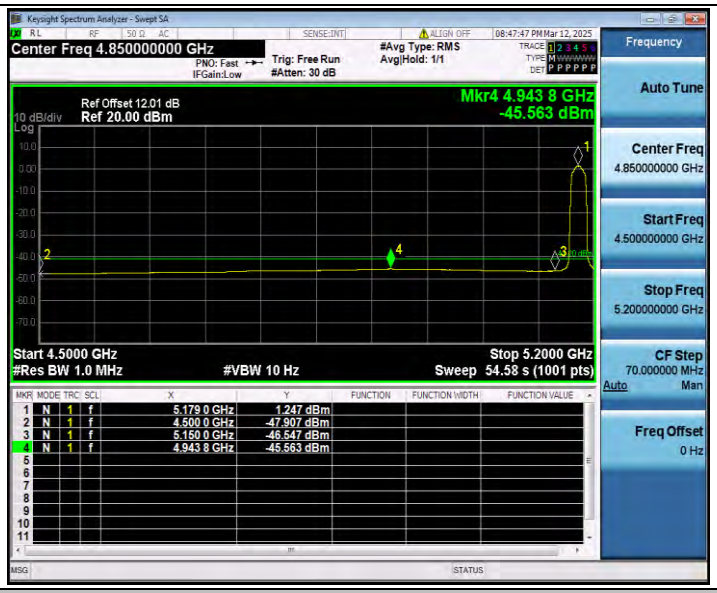

11AC20SISO_Ant1_Low_5180_Peak

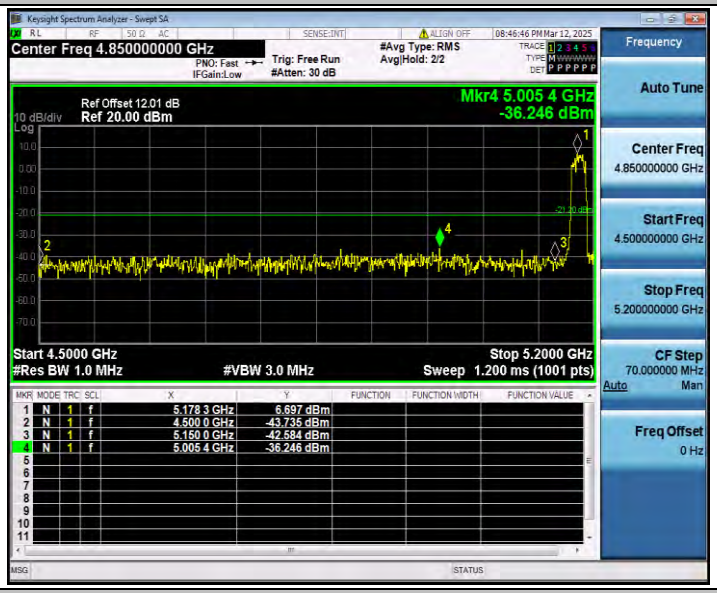

11AC20SISO_Ant1_High_5240_AV

11AC20SISO_Ant1_High_5240_Peak

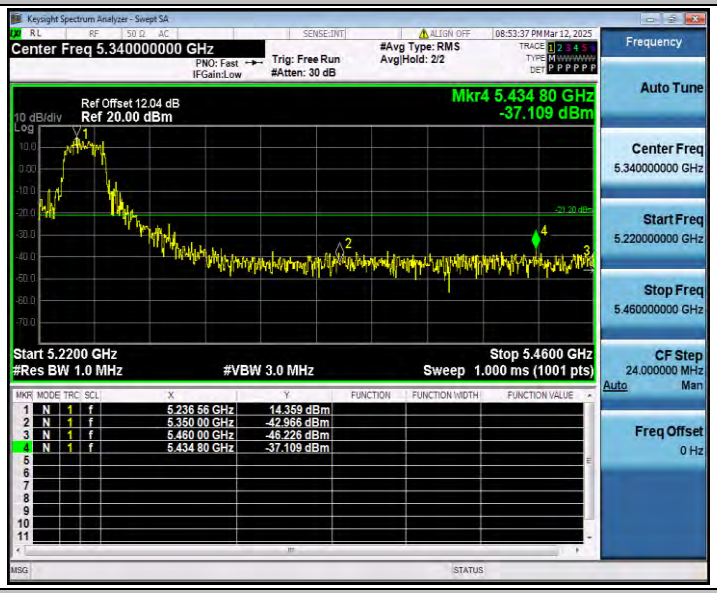

11AC40SISO_Ant1_Low_5190_AV

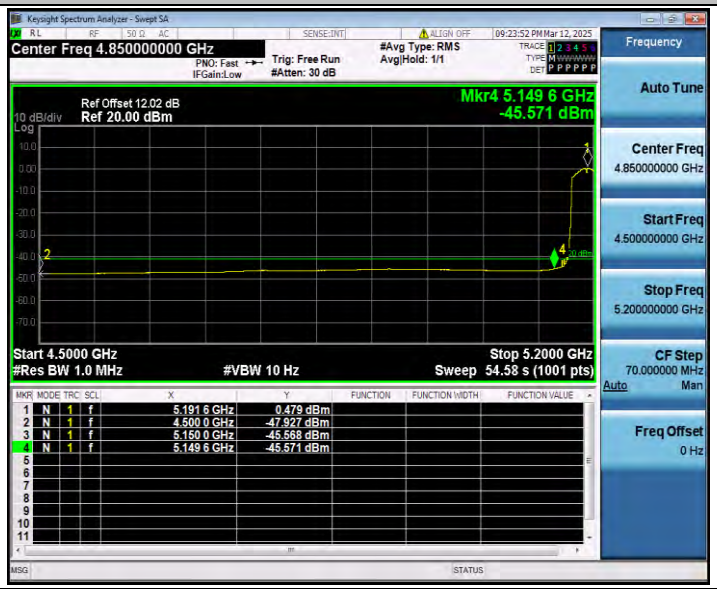

11AC40SISO_Ant1_Low_5190_Peak

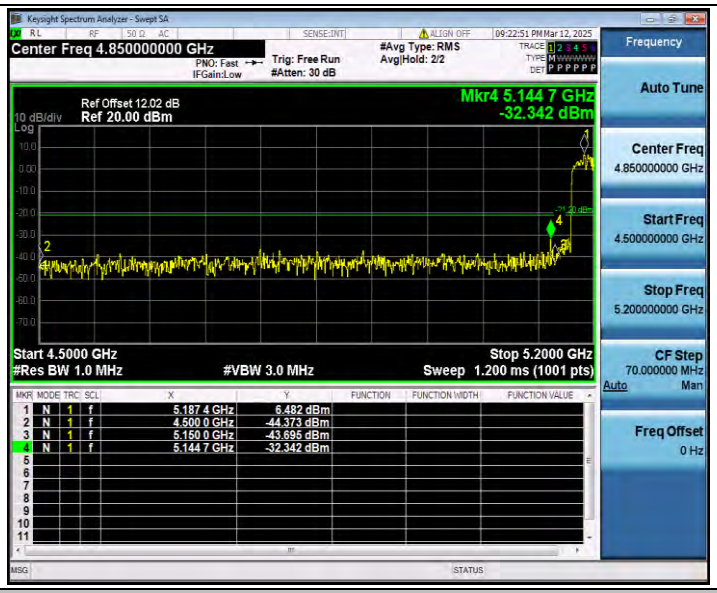

11AC40SISO_Ant1_High_5230_AV

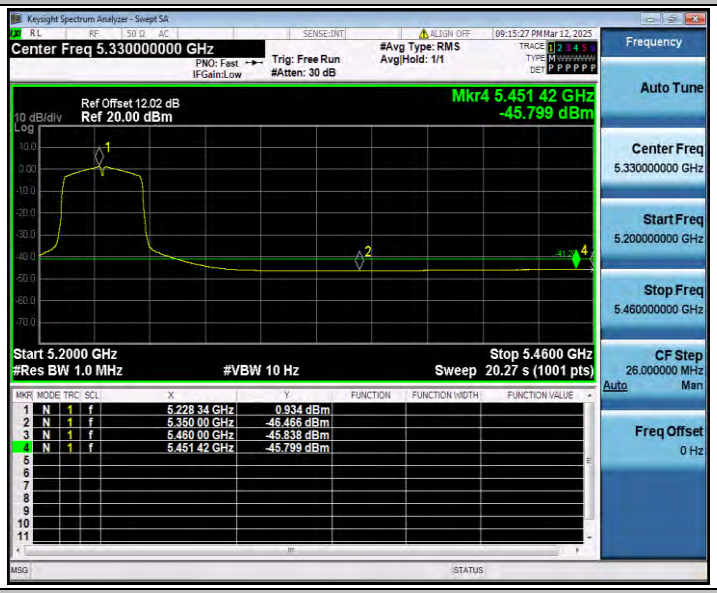

11AC40SISO_Ant1_High_5230_Peak

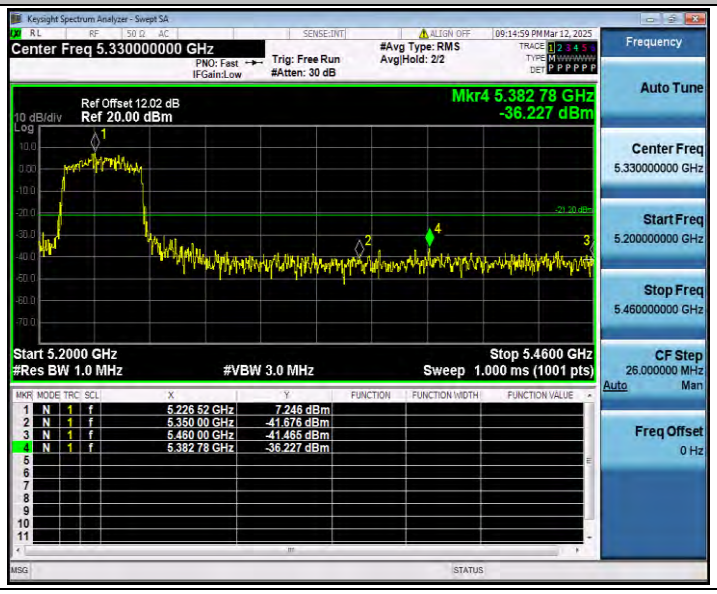

11AC80SISO_Ant1_Low_5210_AV

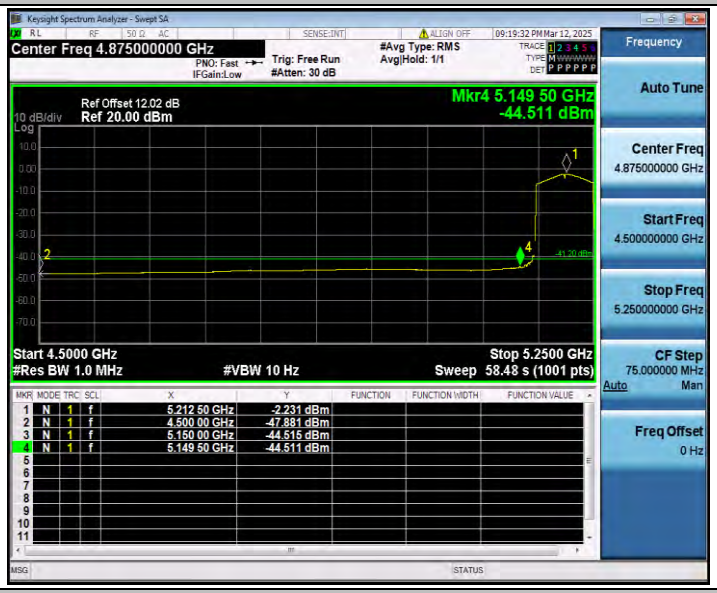

11AC80SISO_Ant1_Low_5210_Peak

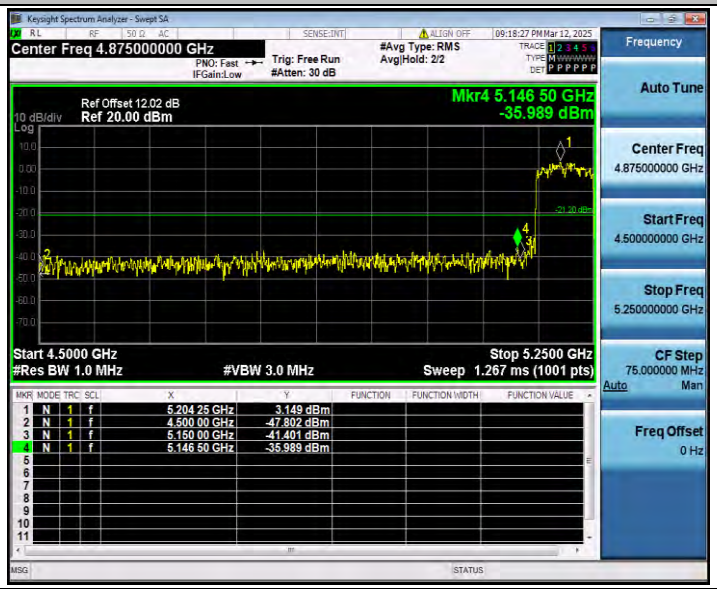

11AC80SISO_Ant1_High_5210_AV

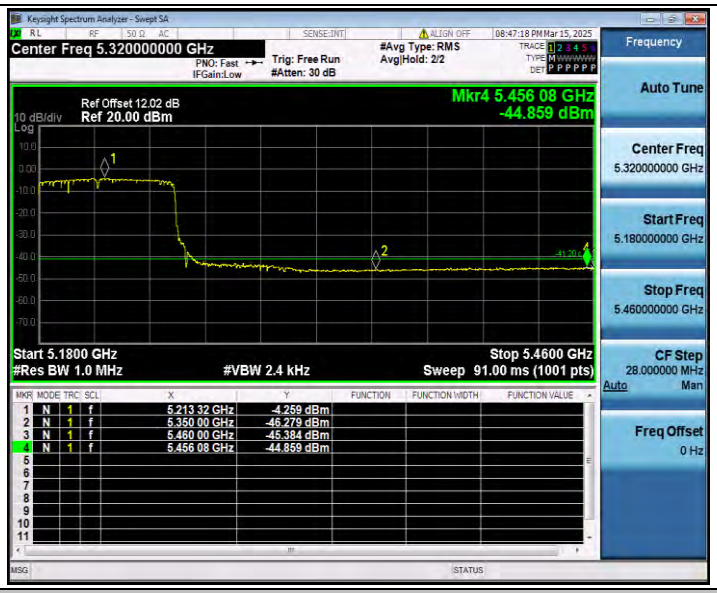
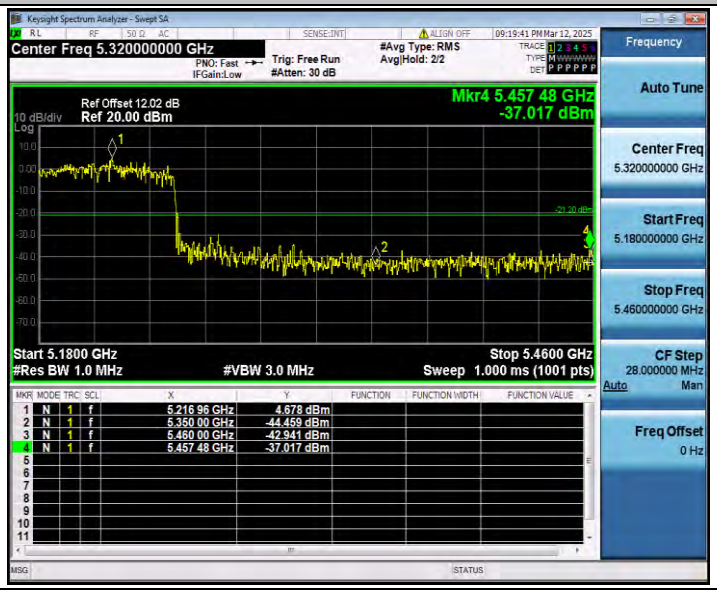
11AC80SISO_Ant1_High_5210_Peak