Appendix D.6: Band edge measurements

Test Result B1

TestMode	Antenna	ChName	Freq(MHz)	Result[dBm]	Limit[dBm]	Verdict
11A	Ant1	Low	5180	-36.2	≤-27	PASS
		High	5240	-36.55	≤-27	PASS
11N20SISO	Ant1	Low	5180	-37.36	≤-27	PASS
		High	5240	-37.46	≤-27	PASS
11N40SISO	Ant1	Low	5190	-37.42	≤-27	PASS
		High	5230	-37.24	≤-27	PASS
11AC20SISO	Ant1	Low	5180	-36.64	≤-27	PASS
		High	5240	-37.78	≤-27	PASS
11AC40SISO	Ant1	Low	5190	-37.19	≤-27	PASS
		High	5230	-37.46	≤-27	PASS
11AX20SISO	Ant1	Low	5180	-36.46	≤-27	PASS
		High	5240	-37.45	≤-27	PASS
11AX40SISO	Ant1	Low	5190	-37.17	≤-27	PASS
		High	5230	-37.24	≤-27	PASS

Test Graphs B1

11A_Ant1_Low_5180

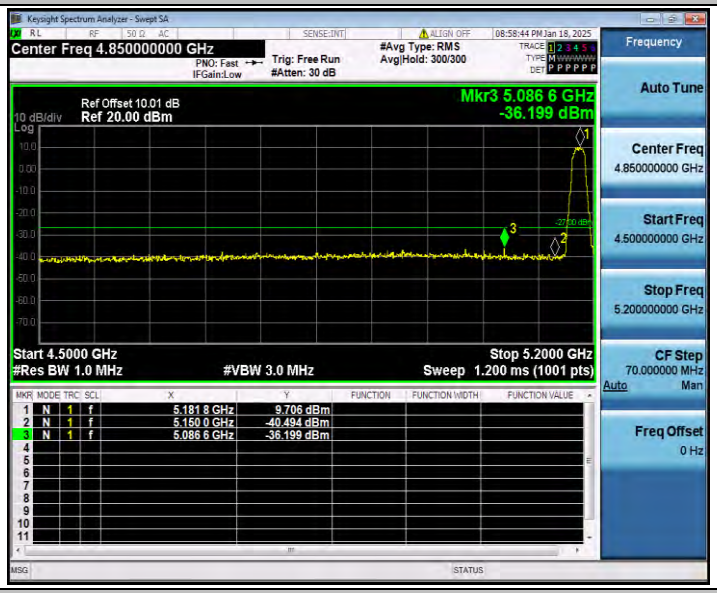

11A_Ant1_High_5240

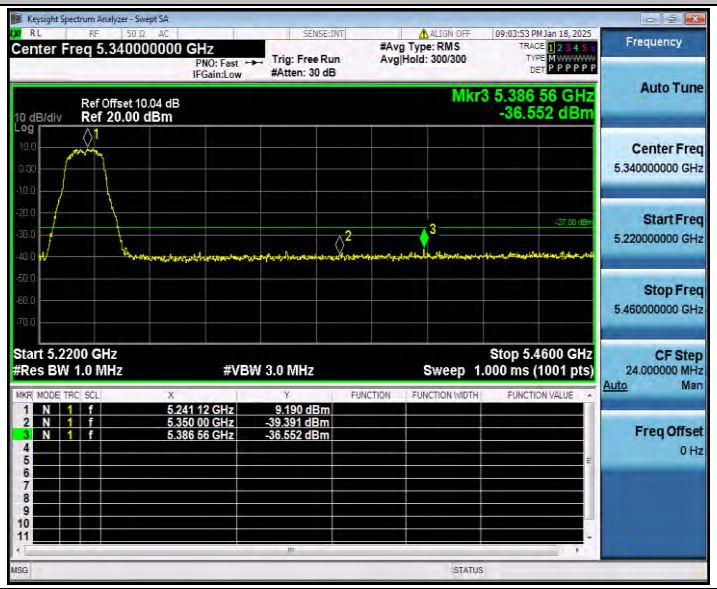

11N20SISO_Ant1_Low_5180

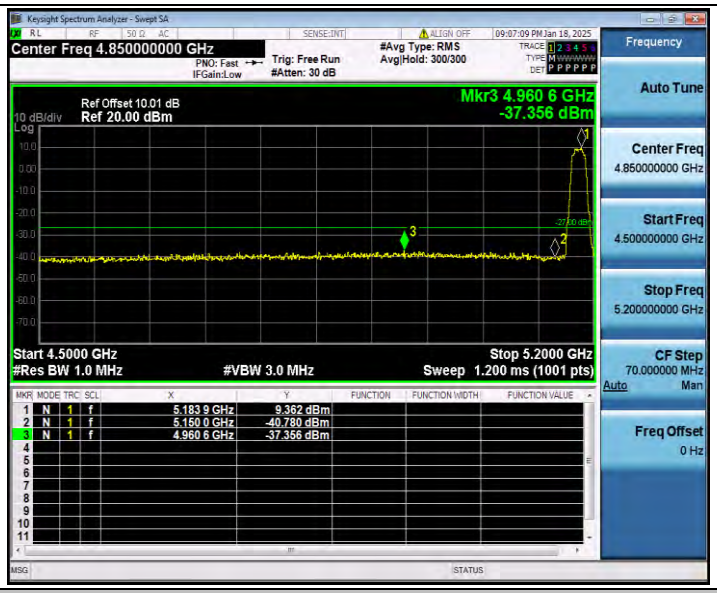

11N20SISO_Ant1_High_5240

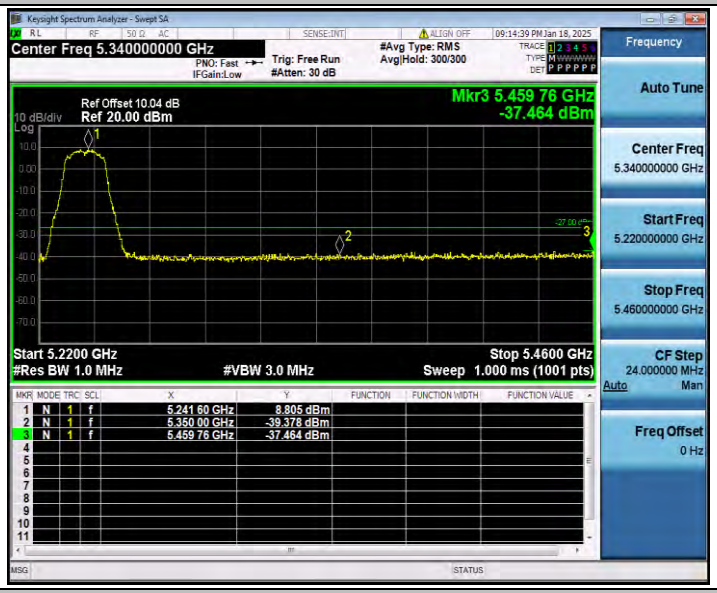

11N40SISO_Ant1_Low_5190

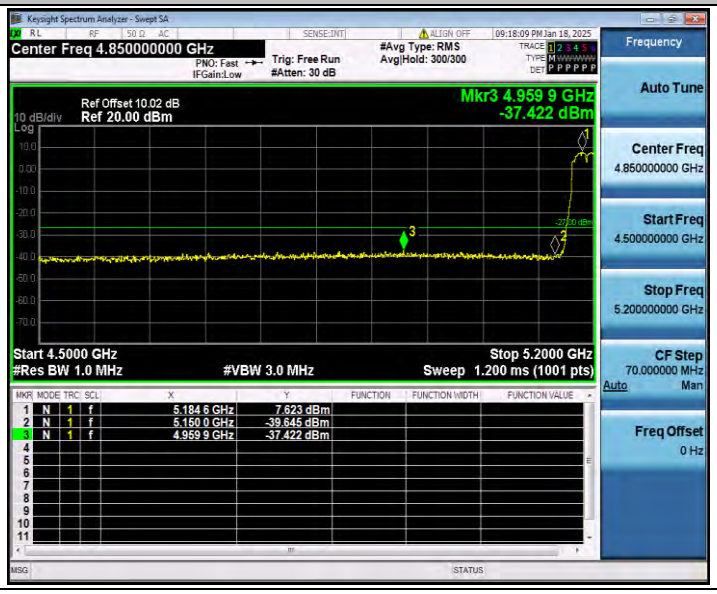

11N40SISO_Ant1_High_5230

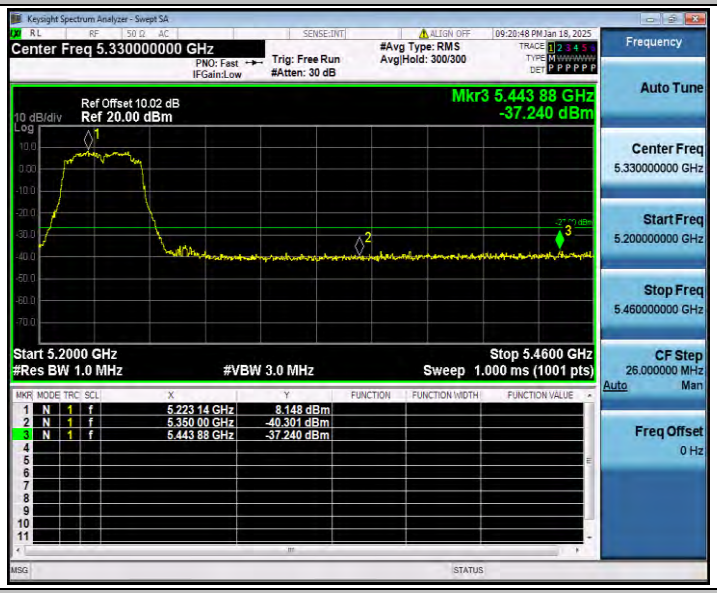

11AC20SISO_Ant1_Low_5180

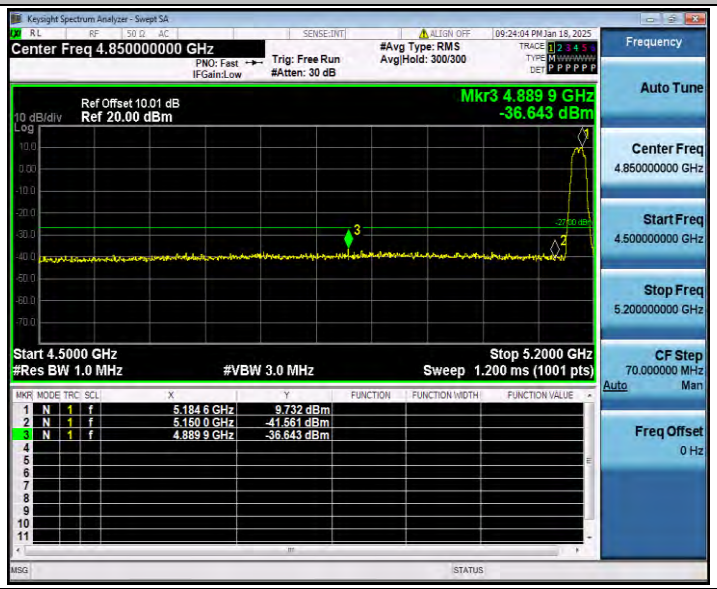

11AC20SISO_Ant1_High_5240

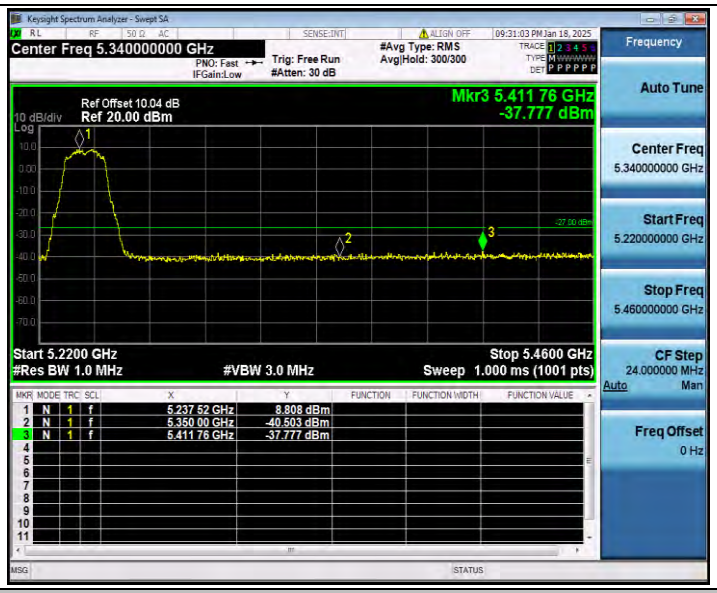

11AC40SISO_Ant1_Low_5190

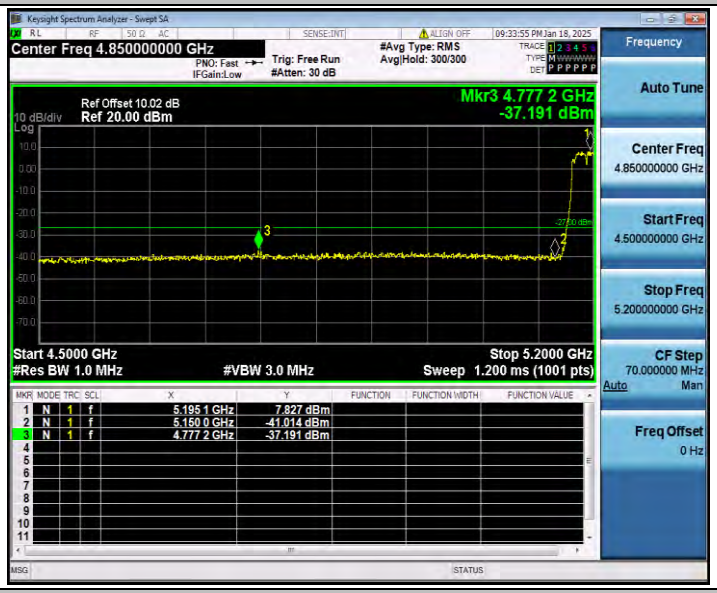

11AC40SISO_Ant1_High_5230

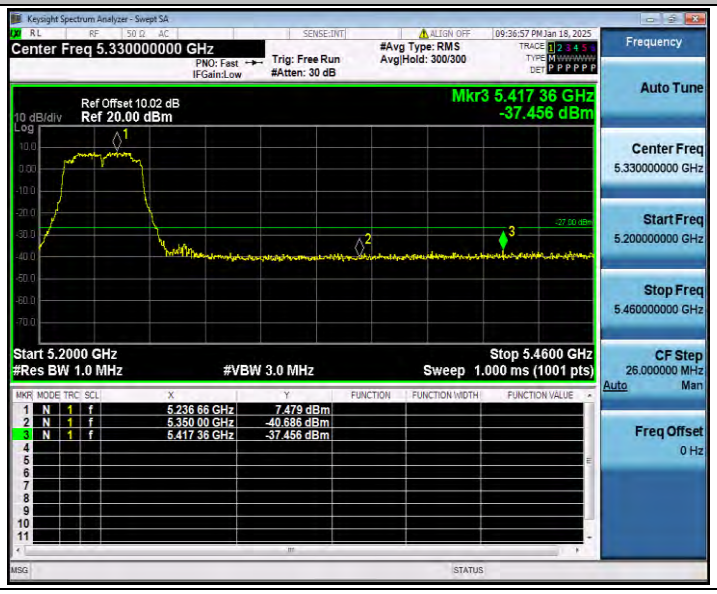

11AX20SISO_Ant1_Low_5180

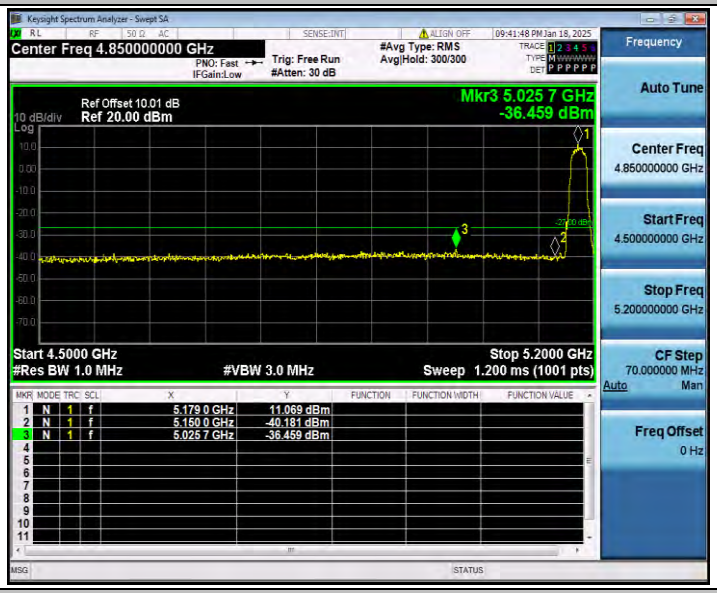

11AX20SISO_Ant1_High_5240

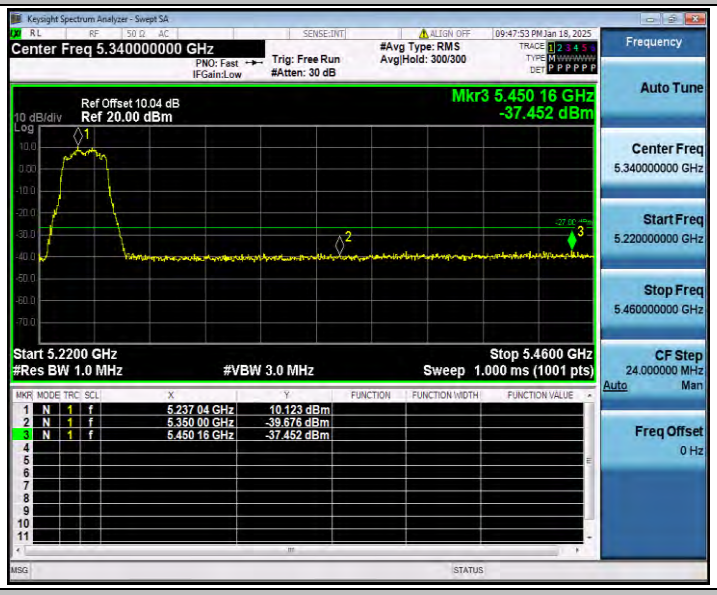

11AX40SISO_Ant1_Low_5190

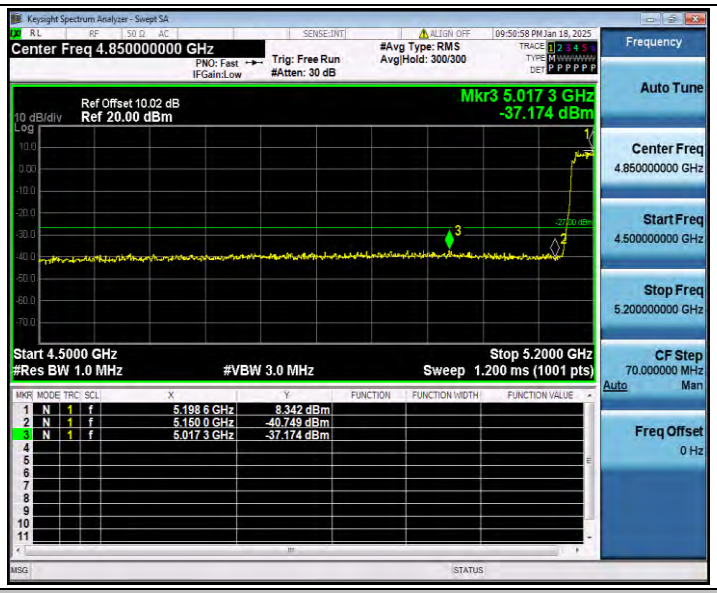

11AX40SISO_Ant1_High_5230

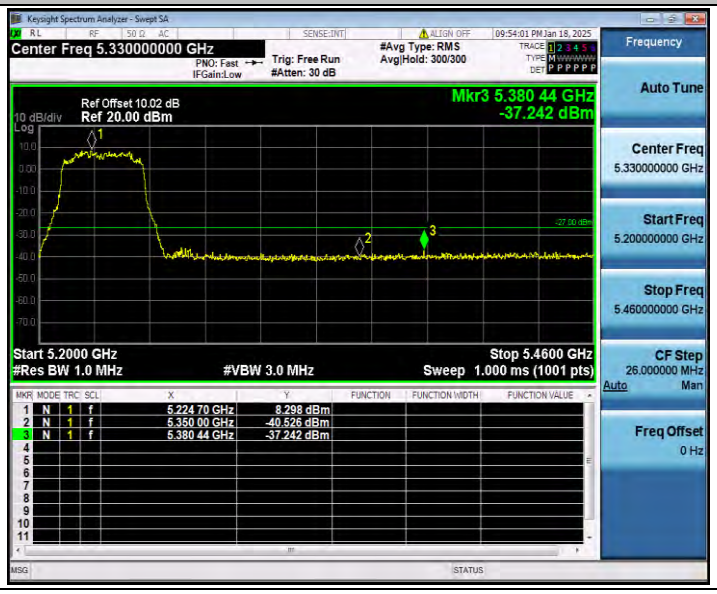

Appendix D.7: Conducted Spurious Emission

Test Result

TestMode	Antenna	Freq(MHz)	FreqRange [MHz]	Max. Fre [MHz]	Max. Level [dBm]	Limit [dBm]	Verdict
11A	Ant1	5180	30~5140	34.94	-31.96	≤-27	PASS
			5360~27000	23592.42	-36.55	≤-27	PASS
		5200	30~5140	35.28	-34.3	≤-27	PASS
			5360~27000	24253.16	-36.83	≤-27	PASS
		5240	30~5140	33.75	-34.33	≤-27	PASS
			5360~27000	24284.9	-37.15	≤-27	PASS
11N20SISO	Ant1	5180	30~5140	2413.99	-33.32	≤-27	PASS
			5360~27000	26031.25	-37.22	≤-27	PASS
		5200	30~5140	34.26	-34.61	≤-27	PASS
			5360~27000	23498.65	-37.28	≤-27	PASS
		5240	30~5140	34.43	-35.33	≤-27	PASS
			5360~27000	24218.54	-36.09	≤-27	PASS
11N40SISO	Ant1	5190	30~5140	34.43	-33.89	≤-27	PASS
			5360~27000	24318.08	-36.37	≤-27	PASS
		5230	30~5140	34.94	-35.18	≤-27	PASS
			5360~27000	26495.07	-37.43	≤-27	PASS
11AC20SISO	Ant1	5180	30~5140	34.09	-32.56	≤-27	PASS
			5360~27000	23603.24	-37.21	≤-27	PASS
		5200	30~5140	34.94	-34.42	≤-27	PASS
			5360~27000	26042.79	-36.78	≤-27	PASS
		5240	30~5140	34.26	-34.78	≤-27	PASS
			5360~27000	26572.97	-37.02	≤-27	PASS
11AC40SISO	Ant1	5190	30~5140	34.77	-33.04	≤-27	PASS
			5360~27000	24212.77	-36.98	≤-27	PASS
		5230	30~5140	35.45	-33.83	≤-27	PASS
			5360~27000	26851.41	-37.29	≤-27	PASS
11AX20SISO	Ant1	5180	30~5140	34.6	-34.45	≤-27	PASS
			5360~27000	24280.57	-37.08	≤-27	PASS
		5200	30~5140	35.28	-34	≤-27	PASS
			5360~27000	25156.27	-37.49	≤-27	PASS
		5240	30~5140	34.77	-33.8	≤-27	PASS
			5360~27000	24670.09	-37.66	≤-27	PASS
11AX40SISO	Ant1	5190	30~5140	34.43	-34.9	≤-27	PASS
			5360~27000	24820.85	-37.13	≤-27	PASS
		5230	30~5140	35.11	-34.51	≤-27	PASS
			5360~27000	24210.6	-37.11	≤-27	PASS

Test Graphs

11A_Ant1_5180_30~5140

11A_Ant1_5180_5360~27000

11A_Ant1_5200_30~5140

11A_Ant1_5200_5360~27000

11A_Ant1_5240_30~5140

11A_Ant1_5240_5360~27000

11N20SISO_Ant1_5180_30~5140

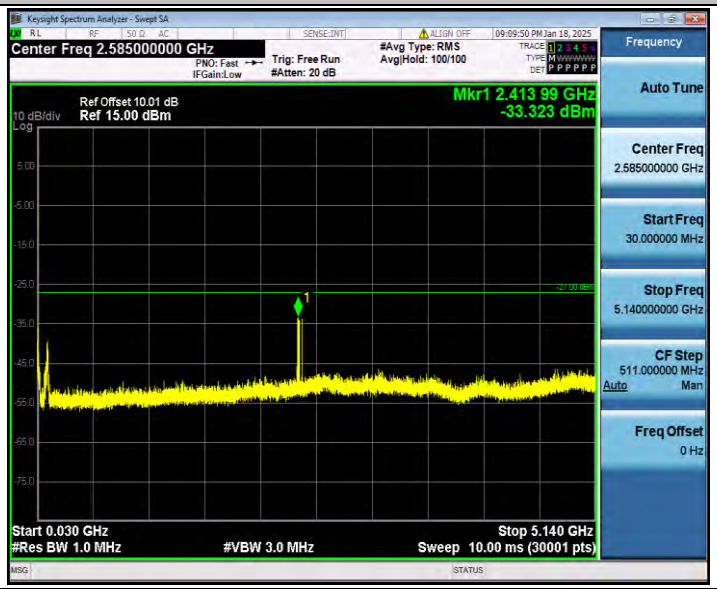

11N20SISO_Ant1_5180_5360~27000

11N20SISO_Ant1_5200_30~5140

11N20SISO_Ant1_5200_5360~27000

11N20SISO_Ant1_5240_30~5140

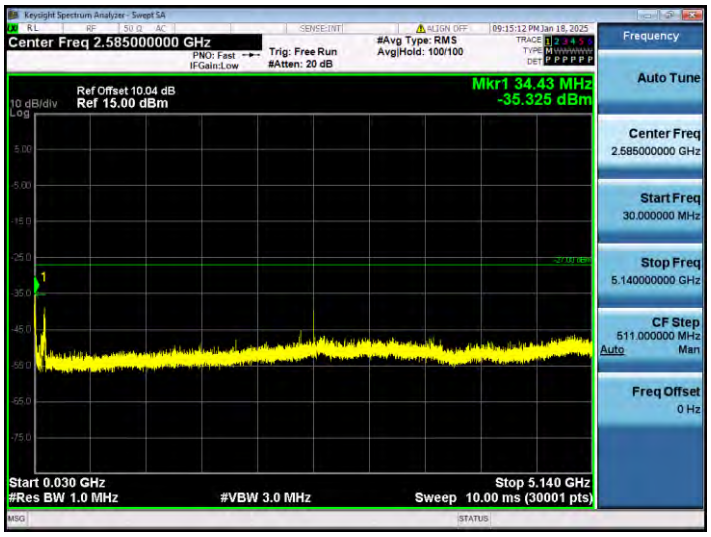

11N20SISO_Ant1_5240_5360~27000

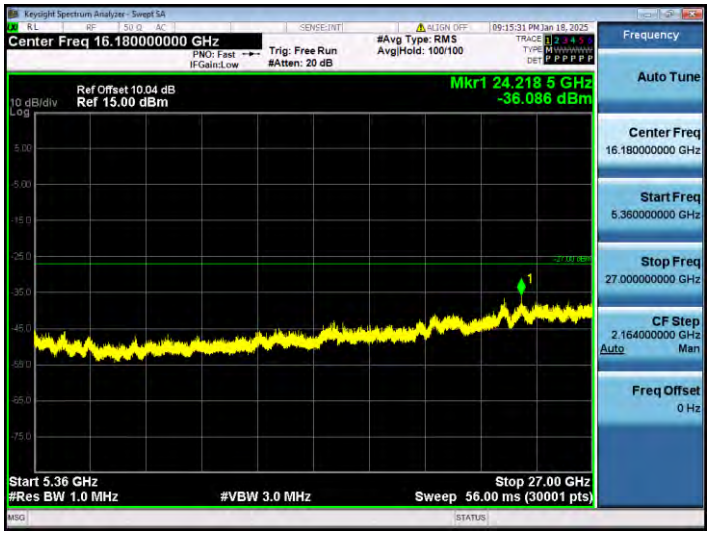

11N40SISO_Ant1_5190_30~5140

11N40SISO_Ant1_5190_5360~27000

11N40SISO_Ant1_5230_30~5140

11N40SISO_Ant1_5230_5360~27000

11AC20SISO_Ant1_5180_30~5140

11AC20SISO_Ant1_5180_5360~27000

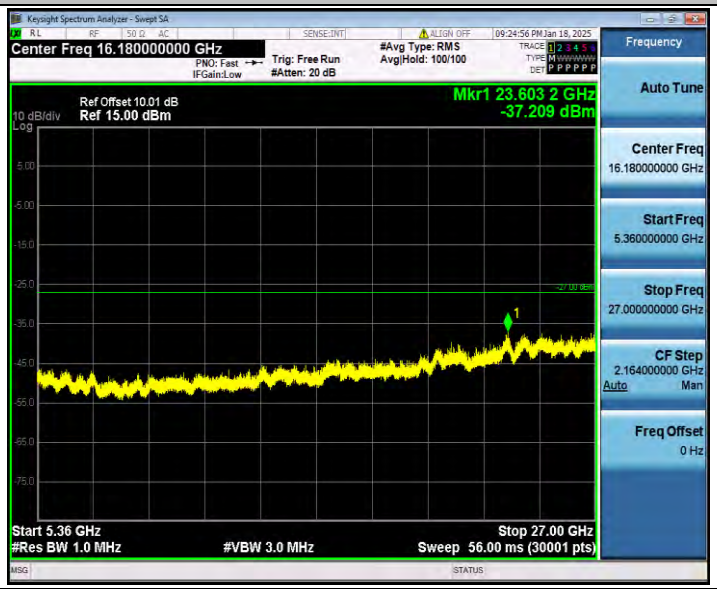

11AC20SISO_Ant1_5200_30~5140

11AC20SISO_Ant1_5200_5360~27000

11AC20SISO_Ant1_5240_30~5140

11AC20SISO_Ant1_5240_5360~27000

11AC40SISO_Ant1_5190_30~5140

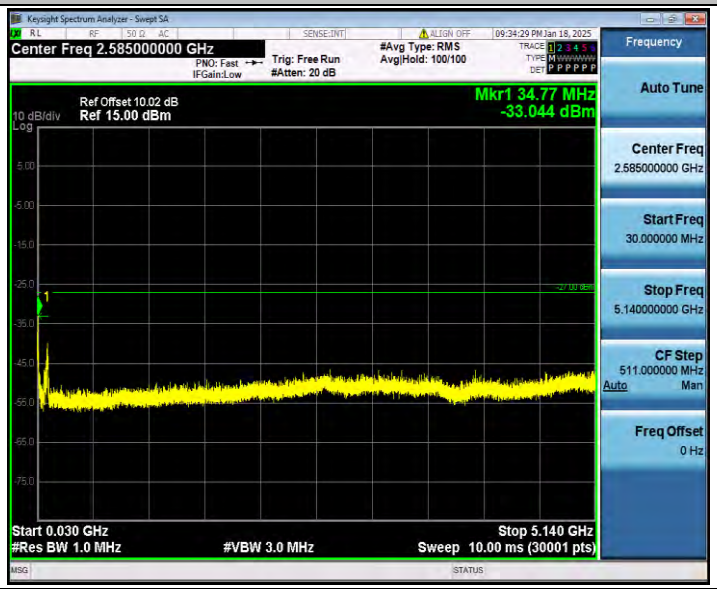

11AC40SISO_Ant1_5190_5360~27000

11AC40SISO_Ant1_5230_30~5140

11AC40SISO_Ant1_5230_5360~27000

11AX20SISO_Ant1_5180_30~5140

11AX20SISO_Ant1_5180_5360~27000

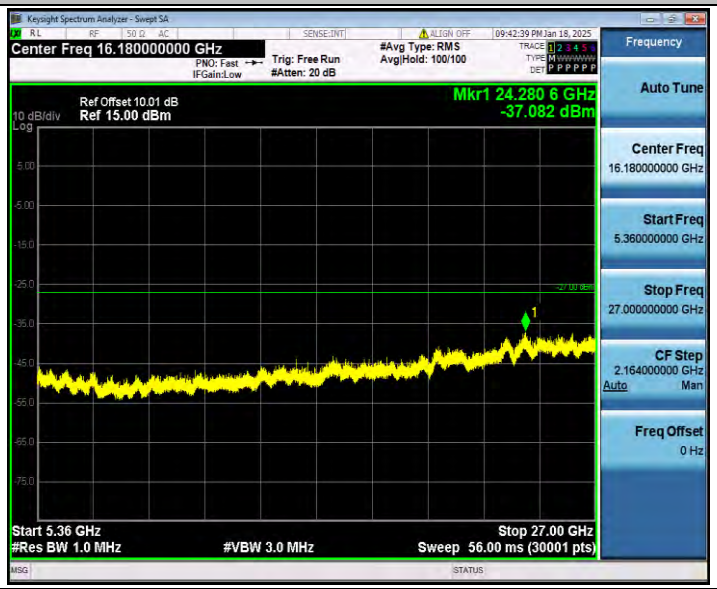

11AX20SISO_Ant1_5200_30~5140

11AX20SISO_Ant1_5200_5360~27000

11AX20SISO_Ant1_5240_30~5140

11AX20SISO_Ant1_5240_5360~27000

11AX40SISO_Ant1_5190_30~5140

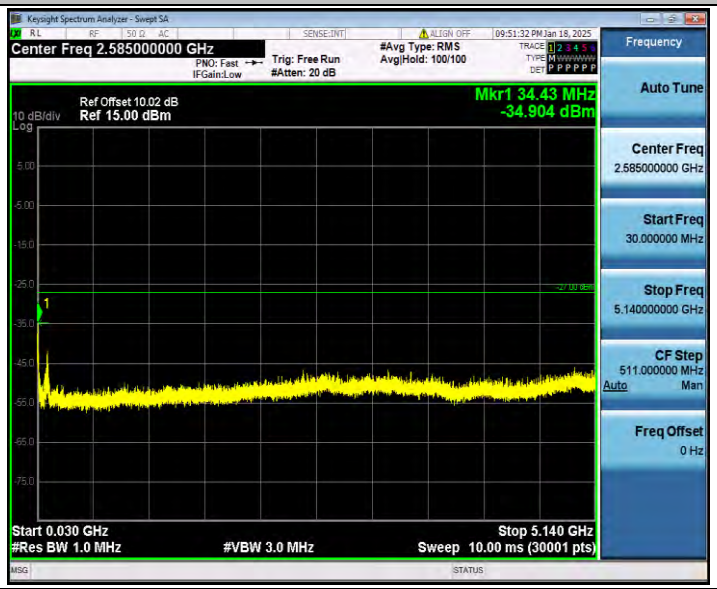

11AX40SISO_Ant1_5190_5360~27000

11AX40SISO_Ant1_5230_30~5140

11AX40SISO_Ant1_5230_5360~27000

Appendix D.8: Emissions in Restricted Bands

Test Result

TestMode	Antenna	ChName	Freq(MHz)	Detector	Freq [MHz]	Result [dBm]	Limit [dBm]	Result [dBuV/m]	Limit [dBuV/m]	Verdict
11A	Ant1	Low	5180	AV	4500.000	-47.22	≤-41.20	47.98	≤54	PASS
				AV	4932.600	-43.55	≤-41.20	51.65	≤54	PASS
				AV	5150.000	-45.62	≤-41.20	49.58	≤54	PASS
				Peak	4500.000	-40.31	≤-21.20	54.89	≤74	PASS
				Peak	4800.300	-35.58	≤-21.20	59.62	≤74	PASS
				Peak	5150.000	-39.47	≤-21.20	55.73	≤74	PASS
		High	5240	AV	5350.000	-46.35	≤-41.20	48.85	≤54	PASS
				AV	5435.040	-44.03	≤-41.20	51.17	≤54	PASS
				AV	5460.000	-45.25	≤-41.20	49.95	≤54	PASS
				Peak	5350.000	-39.08	≤-21.20	56.12	≤74	PASS
				Peak	5455.440	-35.88	≤-21.20	59.32	≤74	PASS
				Peak	5460.000	-38.14	≤-21.20	57.06	≤74	PASS
11N20SISO	Ant1	Low	5180	AV	4500.000	-47.01	≤-41.20	48.19	≤54	PASS
				AV	4927.000	-44.2	≤-41.20	51.00	≤54	PASS
				AV	5150.000	-45.69	≤-41.20	49.51	≤54	PASS
				Peak	4500.000	-38.98	≤-21.20	56.22	≤74	PASS
				Peak	4952.200	-35.45	≤-21.20	59.75	≤74	PASS
				Peak	5150.000	-39.54	≤-21.20	55.66	≤74	PASS
		High	5240	AV	5350.000	-45.88	≤-41.20	49.32	≤54	PASS
				AV	5441.760	-44.64	≤-41.20	50.56	≤54	PASS
				AV	5460.000	-45.01	≤-41.20	50.19	≤54	PASS
				Peak	5350.000	-40.07	≤-21.20	55.13	≤74	PASS
				Peak	5455.680	-35.75	≤-21.20	59.45	≤74	PASS
				Peak	5460.000	-37.03	≤-21.20	58.17	≤74	PASS
11N40SISO	Ant1	Low	5190	AV	4500.000	-46.73	≤-41.20	48.47	≤54	PASS
				AV	4924.900	-44.09	≤-41.20	51.11	≤54	PASS
				AV	5150.000	-46	≤-41.20	49.20	≤54	PASS
				Peak	4500.000	-41.29	≤-21.20	53.91	≤74	PASS
				Peak	4929.100	-36.01	≤-21.20	59.19	≤74	PASS
				Peak	5150.000	-38.72	≤-21.20	56.48	≤74	PASS
		High	5230	AV	5350.000	-46.22	≤-41.20	48.98	≤54	PASS
				AV	5455.060	-44.25	≤-41.20	50.95	≤54	PASS
				AV	5460.000	-45.1	≤-41.20	50.10	≤54	PASS
				Peak	5350.000	-39.94	≤-21.20	55.26	≤74	PASS
				Peak	5418.400	-35.22	≤-21.20	59.98	≤74	PASS
				Peak	5460.000	-38.94	≤-21.20	56.26	≤74	PASS

11AC20SISO	Ant1	Low	5180	AV	4500.000	-47.18	≤-41.20	48.02	≤54	PASS
				AV	4950.100	-44.24	≤-41.20	50.96	≤54	PASS
				AV	5150.000	-46.29	≤-41.20	48.91	≤54	PASS
				Peak	4500.000	-41.29	≤-21.20	53.91	≤74	PASS
				Peak	4975.300	-35.64	≤-21.20	59.56	≤74	PASS
				Peak	5150.000	-39.9	≤-21.20	55.30	≤74	PASS
		High	5240	AV	5350.000	-45.79	≤-41.20	49.41	≤54	PASS
				AV	5434.560	-44.36	≤-41.20	50.84	≤54	PASS
				AV	5460.000	-45.34	≤-41.20	49.86	≤54	PASS
				Peak	5350.000	-40.47	≤-21.20	54.73	≤74	PASS
				Peak	5442.240	-35.28	≤-21.20	59.92	≤74	PASS
				Peak	5460.000	-37.5	≤-21.20	57.70	≤74	PASS
11AC40SISO	Ant1	Low	5190	AV	4500.000	-47.29	≤-41.20	47.91	≤54	PASS
				AV	4932.600	-44.19	≤-41.20	51.01	≤54	PASS
				AV	5150.000	-46.58	≤-41.20	48.62	≤54	PASS
				Peak	4500.000	-41.36	≤-21.20	53.84	≤74	PASS
				Peak	5041.100	-36.2	≤-21.20	59.00	≤74	PASS
				Peak	5150.000	-38.8	≤-21.20	56.40	≤74	PASS
		High	5230	AV	5350.000	-45.55	≤-41.20	49.65	≤54	PASS
				AV	5458.180	-44.2	≤-41.20	51.00	≤54	PASS
				AV	5460.000	-45.51	≤-41.20	49.69	≤54	PASS
				Peak	5350.000	-39.12	≤-21.20	56.08	≤74	PASS
				Peak	5415.280	-35.7	≤-21.20	59.50	≤74	PASS
				Peak	5460.000	-37.93	≤-21.20	57.27	≤74	PASS
11AX20SISO	Ant1	Low	5180	AV	4500.000	-47.64	≤-41.20	47.56	≤54	PASS
				AV	4909.500	-44.48	≤-41.20	50.72	≤54	PASS
				AV	5150.000	-46.42	≤-41.20	48.78	≤54	PASS
				Peak	4500.000	-40.46	≤-21.20	54.74	≤74	PASS
				Peak	4806.600	-35.26	≤-21.20	59.94	≤74	PASS
				Peak	5150.000	-40.56	≤-21.20	54.64	≤74	PASS
		High	5240	AV	5350.000	-45.84	≤-41.20	49.36	≤54	PASS
				AV	5456.880	-44.78	≤-41.20	50.42	≤54	PASS
				AV	5460.000	-45.17	≤-41.20	50.03	≤54	PASS
				Peak	5350.000	-38.51	≤-21.20	56.69	≤74	PASS
				Peak	5420.880	-35.68	≤-21.20	59.52	≤74	PASS
				Peak	5460.000	-38.64	≤-21.20	56.56	≤74	PASS
11AX40SISO	Ant1	Low	5190	AV	4500.000	-46.79	≤-41.20	48.41	≤54	PASS
				AV	4915.800	-44.05	≤-41.20	51.15	≤54	PASS
				AV	5150.000	-46.22	≤-41.20	48.98	≤54	PASS
				Peak	4500.000	-39.91	≤-21.20	55.29	≤74	PASS
				Peak	4938.900	-34.63	≤-21.20	60.57	≤74	PASS
				Peak	5150.000	-38.97	≤-21.20	56.23	≤74	PASS
		High	5230	AV	5350.000	-45.8	≤-41.20	49.40	≤54	PASS

				AV	5413.200	-44.15	≤-41.20	51.05	≤54	PASS
				AV	5460.000	-45.13	≤-41.20	50.07	≤54	PASS
				Peak	5350.000	-39.49	≤-21.20	55.71	≤74	PASS
				Peak	5443.620	-35.4	≤-21.20	59.80	≤74	PASS
				Peak	5460.000	-39.61	≤-21.20	55.59	≤74	PASS

Note：

1. The Antenna Gain is compensated in the graph.
2. The Duty Cycle Factor and RBW Factor is compensated in the graph.
3. For transmitters operating in 5150-5350 GHz band and 5470-5725 GHz band: The limit in dBm for average detector is conversion from 54dBuV/m, according to 15.209(a). The limit in dBm for peak detector is 20dB above the limit of average detector in dBm.

Test Graphs

11A_Ant1_Low_5180_AV

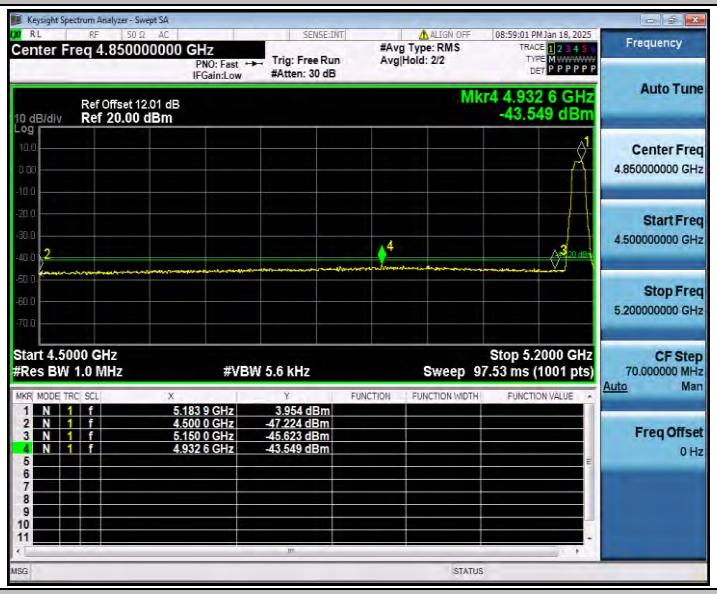

11A_Ant1_Low_5180_Peak

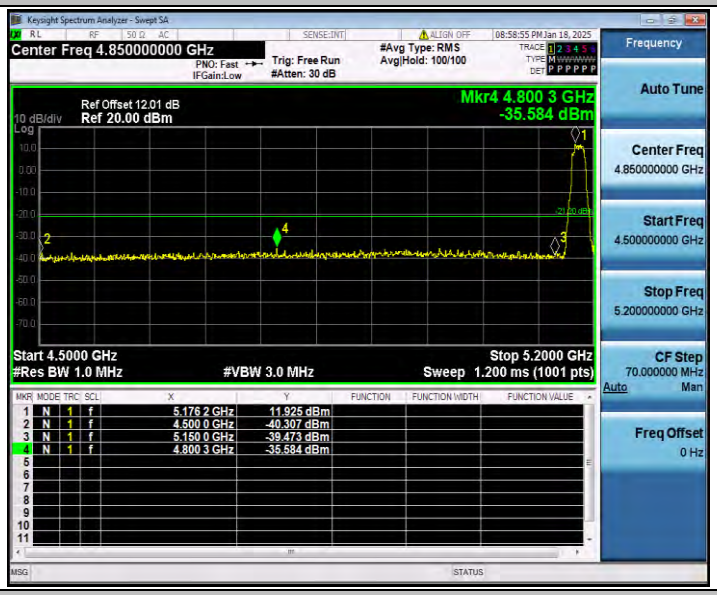

11A_Ant1_High_5240_AV

11A_Ant1_High_5240_Peak

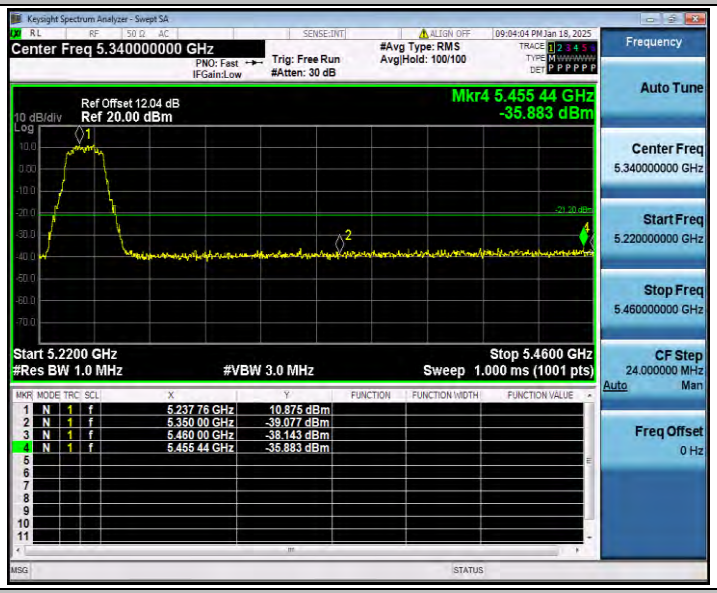

11N20SISO_Ant1_Low_5180_AV

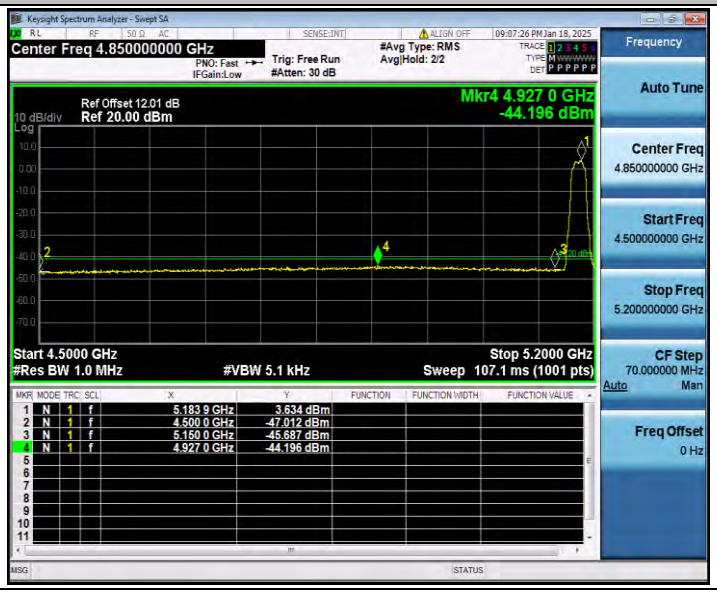

11N20SISO_Ant1_Low_5180_Peak

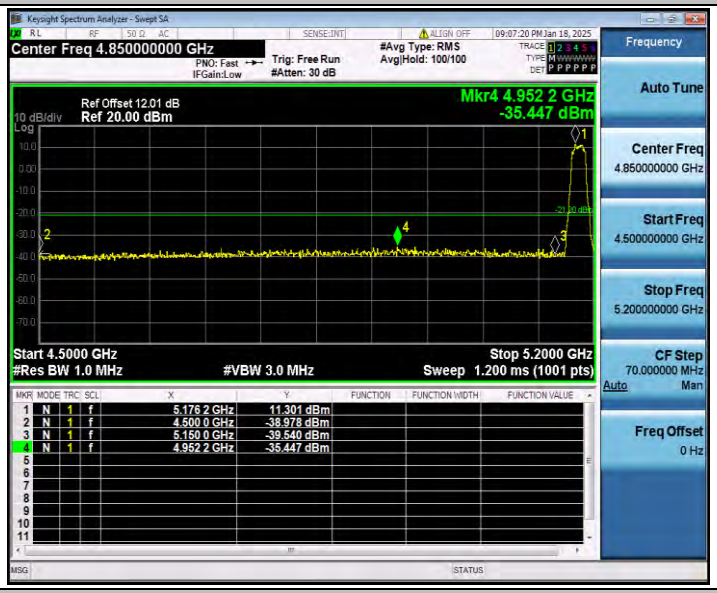

11N20SISO_Ant1_High_5240_AV

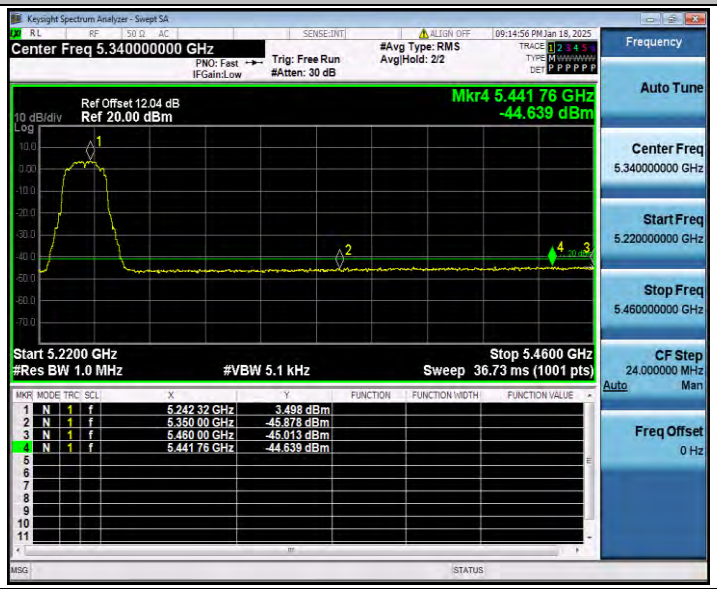

11N20SISO_Ant1_High_5240_Peak

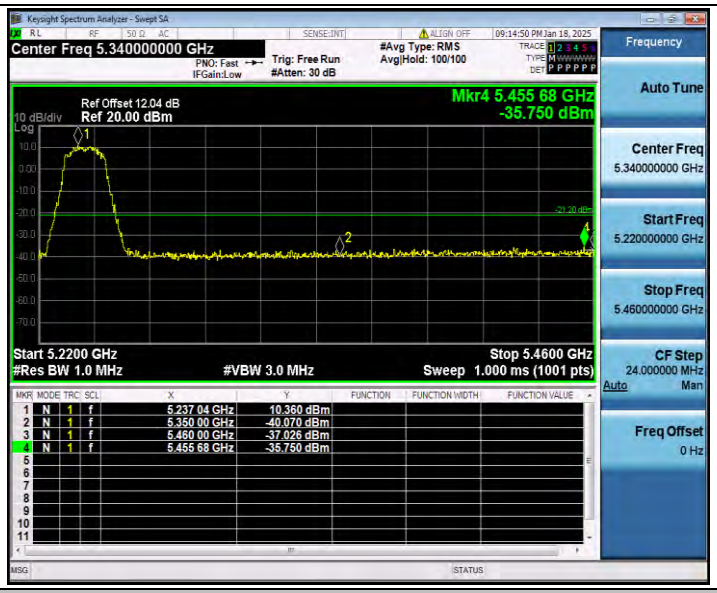

11N40SISO_Ant1_Low_5190_AV

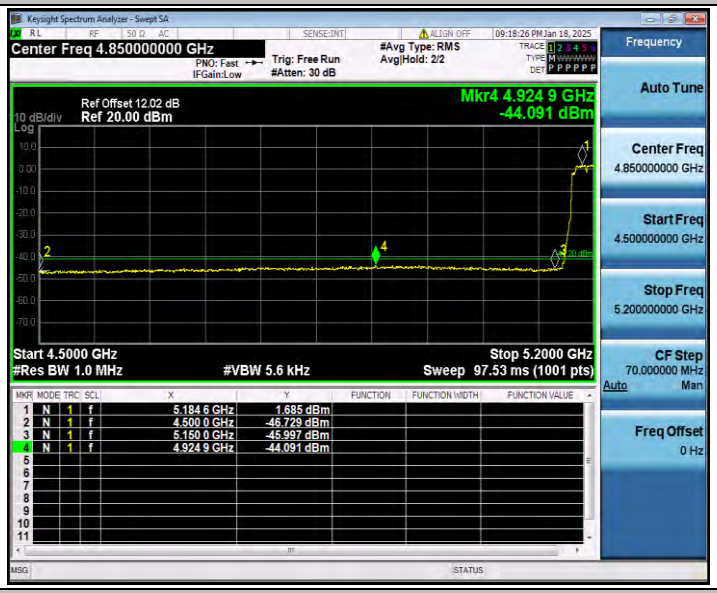

11N40SISO_Ant1_Low_5190_Peak

11N40SISO_Ant1_High_5230_AV

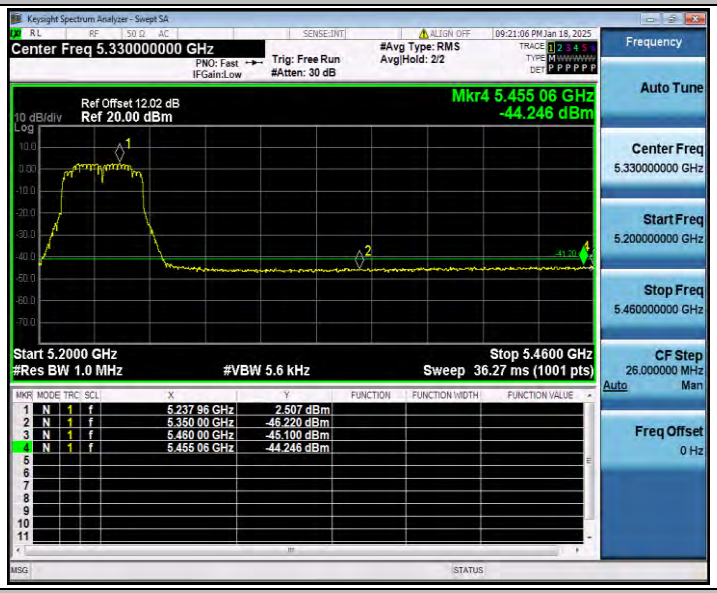

11N40SISO_Ant1_High_5230_Peak

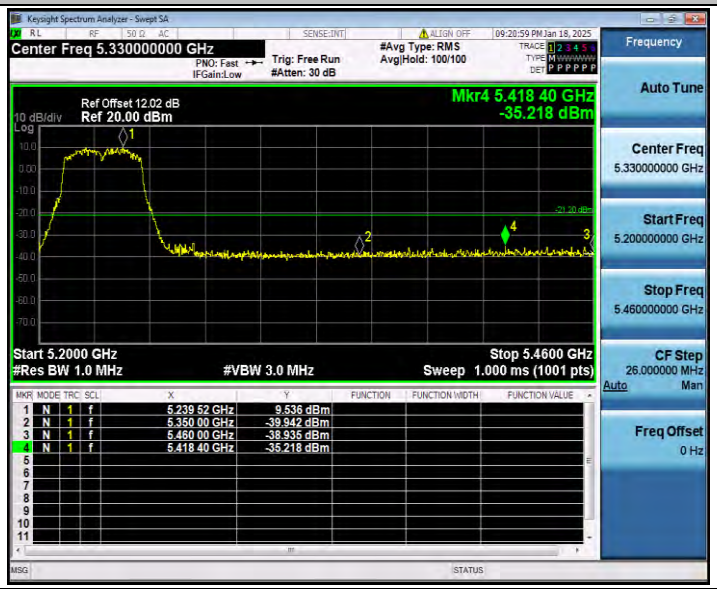

11AC20SISO_Ant1_Low_5180_AV

11AC20SISO_Ant1_Low_5180_Peak

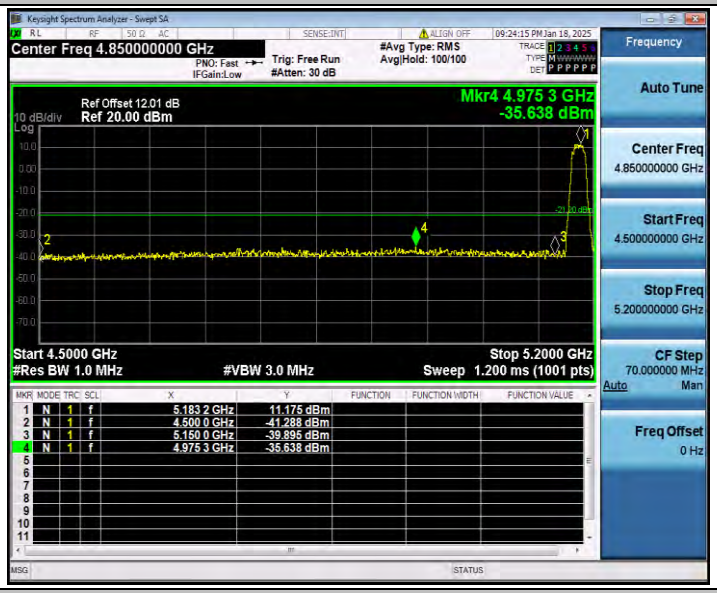

11AC20SISO_Ant1_High_5240_AV

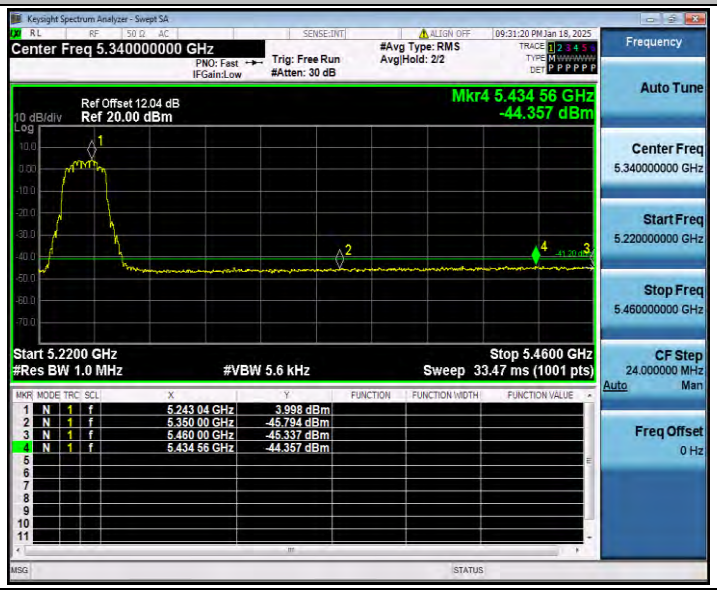

11AC20SISO_Ant1_High_5240_Peak

11AC40SISO_Ant1_Low_5190_AV

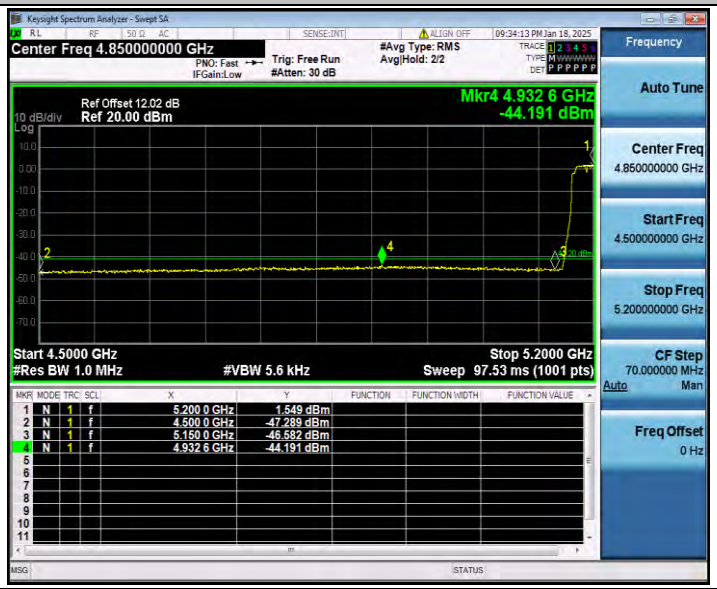

11AC40SISO_Ant1_Low_5190_Peak

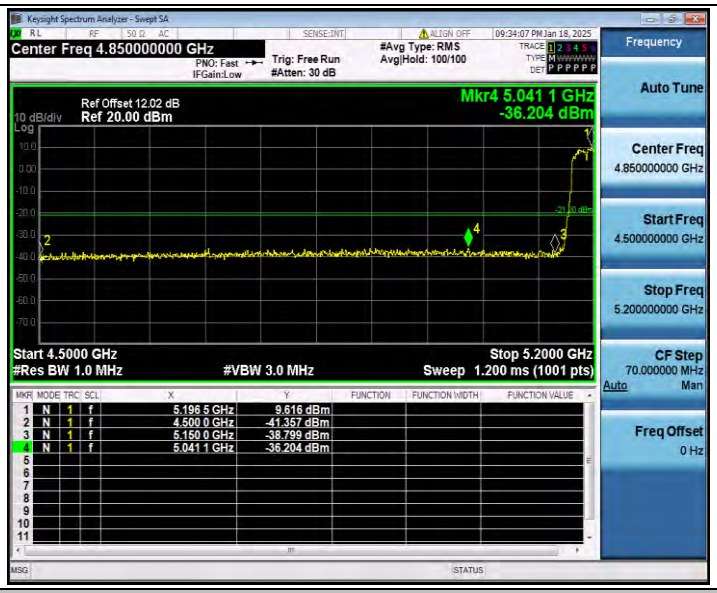

11AC40SISO_Ant1_High_5230_AV

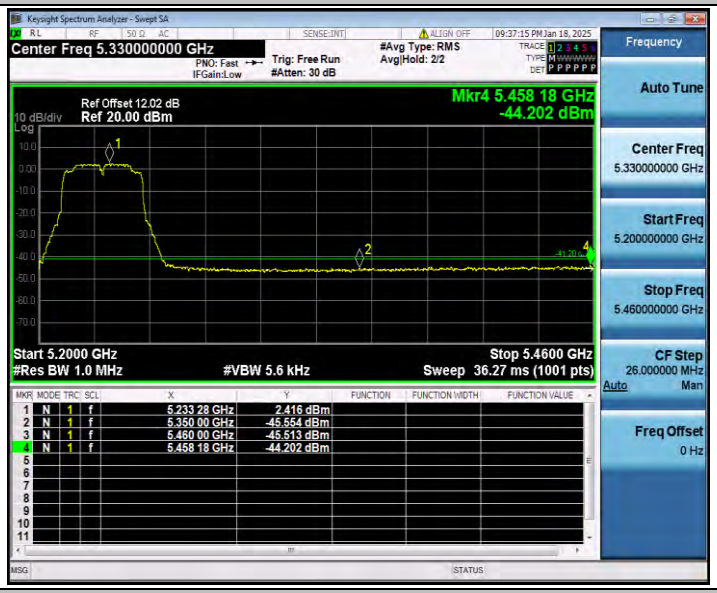

11AC40SISO_Ant1_High_5230_Peak

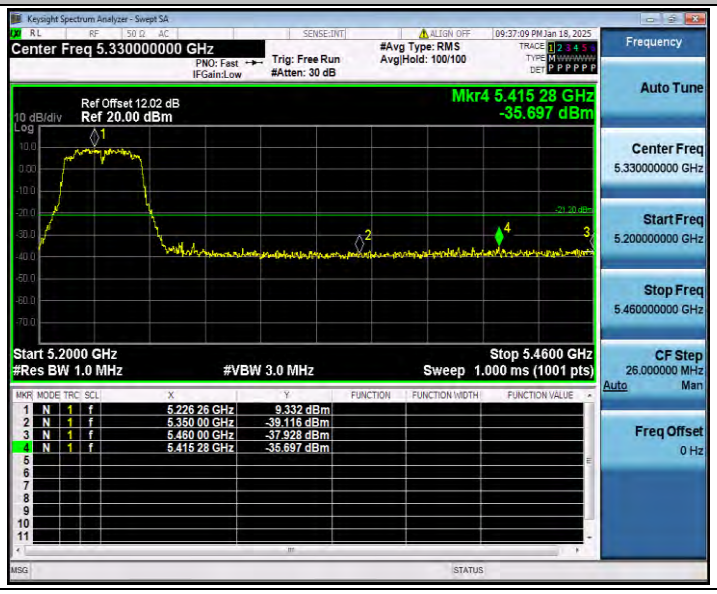

11AX20SISO_Ant1_Low_5180_AV

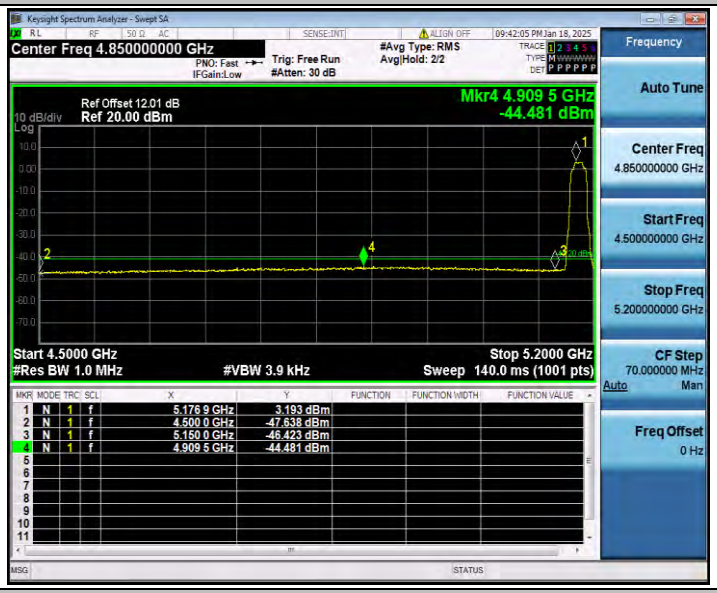

11AX20SISO_Ant1_Low_5180_Peak

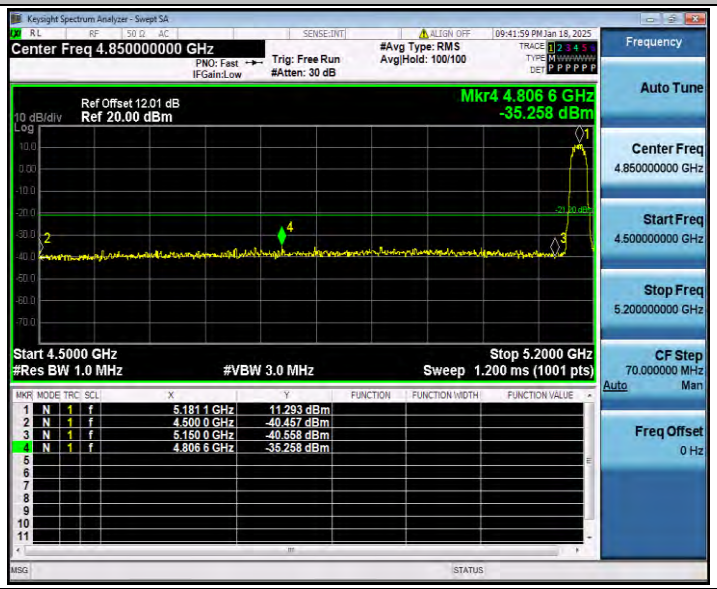

11AX20SISO_Ant1_High_5240_AV

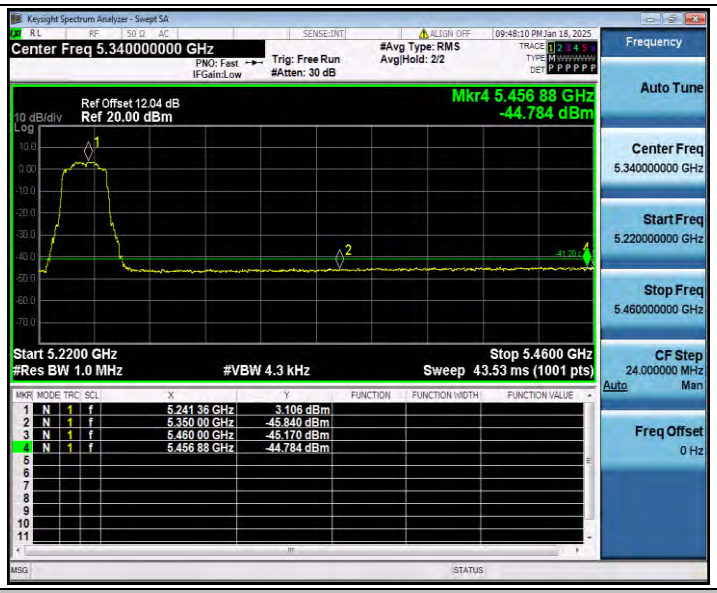

11AX20SISO_Ant1_High_5240_Peak

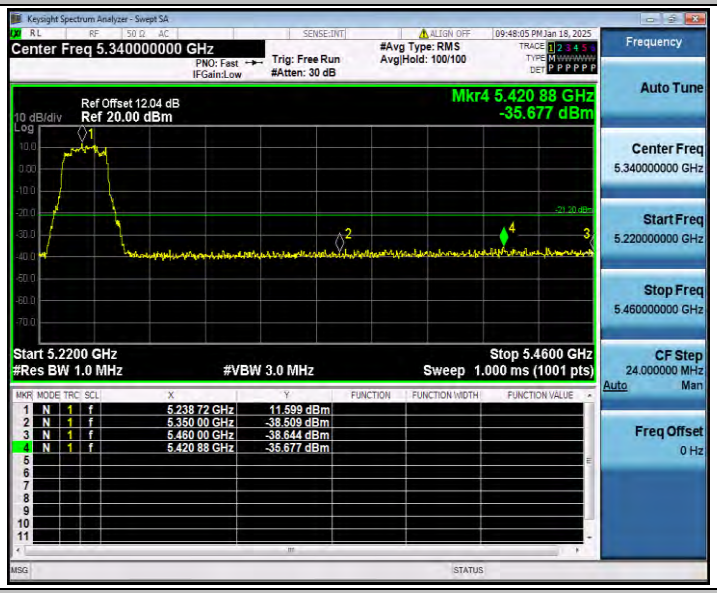

11AX40SISO_Ant1_Low_5190_AV

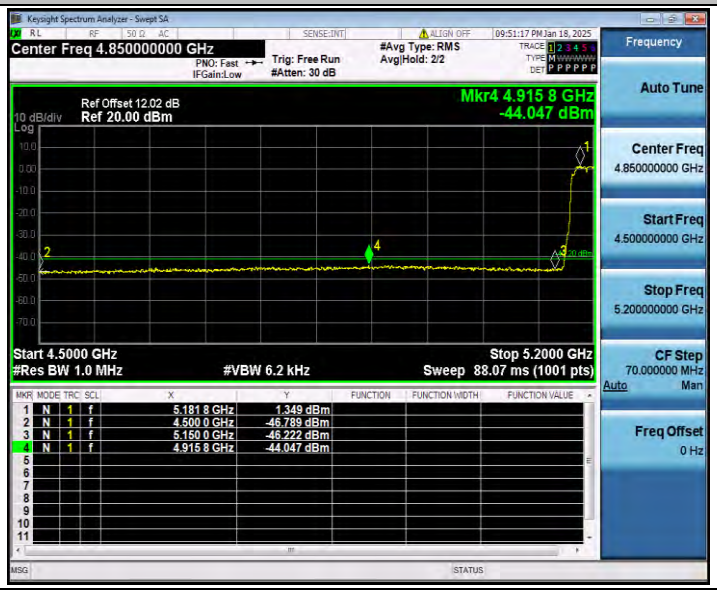

11AX40SISO_Ant1_Low_5190_Peak

11AX40SISO_Ant1_High_5230_AV

11AX40SISO_Ant1_High_5230_Peak

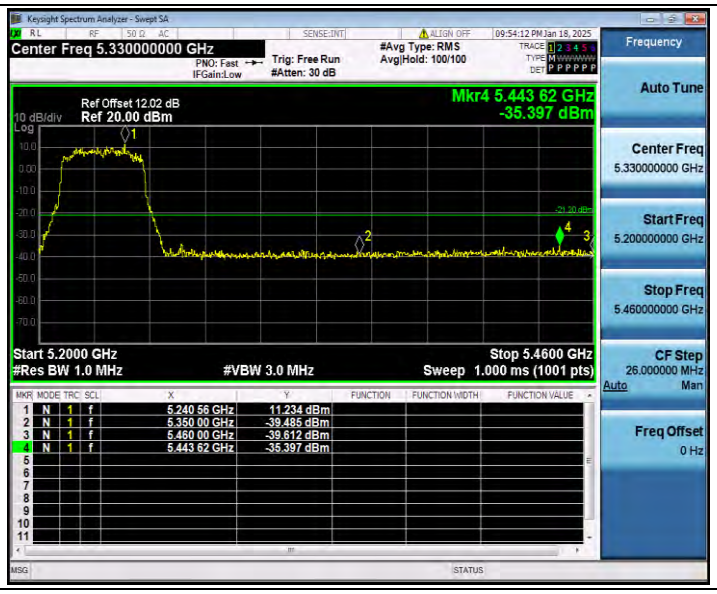
Keysight Spectrum Analyzer - Swept SA
Center Freq 5.330000000 GHz
PNO: Fast
IFGain:Low
Trig: Free Run
#Atten: 30 dB
#Avg Type: RMS
Avg|Hold: 100/100
09:54:12 PM Jan 18, 2025
Frequency
Auto Tune
Center Freq
5.330000000 GHz
Start Freq
5.200000000 GHz
Stop Freq
5.460000000 GHz
CF Step
26.000000 MHz
Auto
Man
Freq Offset
0 Hz
Ref Offset 12.02 dB
10 dB/div
Ref 20.00 dBm
Log
Mkr4 5.443 62 GHz
-35.397 dBm
-21.20 dBm
Start 5.2000 GHz
#Res BW 1.0 MHz
#VBW 3.0 MHz
Stop 5.4600 GHz
Sweep 1.000 ms (1001 pts)
1 N 1 f 5.240 56 GHz 11.234 dBm
2 N 1 f 5.350 00 GHz -39.485 dBm
3 N 1 f 5.460 00 GHz -39.612 dBm
4 N 1 f 5.443 62 GHz -35.397 dBm
MSG
STATUS