Appendix E.4: Maximum conducted output power

Test Result Channel Power

Test Mode	Antenna	Freq(MHz)	Channel Powert [dBm]	Duty Cycle [%]	DC Factor [dBm]	Result [dBm]	Limit [dBm]	Verdict
11A	Ant1	5745	11.99	83.33	0.79	12.78	≤30.00	PASS
		5785	12.84	79.17	1.01	13.85	≤30.00	PASS
		5825	13.29	79.17	1.01	14.30	≤30.00	PASS
11N20SISO	Ant1	5745	12.52	99.01	0.04	12.56	≤30.00	PASS
		5785	13.42	98.77	0.05	13.47	≤30.00	PASS
		5825	13.81	99.01	0.04	13.85	≤30.00	PASS
11N40SISO	Ant1	5755	12.64	99.01	0.04	12.68	≤30.00	PASS
		5795	13.57	98.76	0.05	13.62	≤30.00	PASS
11AC20SISO	Ant1	5745	12.53	98.77	0.05	12.58	≤30.00	PASS
		5785	13.57	99.01	0.04	13.61	≤30.00	PASS
		5825	14.04	98.77	0.05	14.09	≤30.00	PASS
11AC40SISO	Ant1	5755	12.57	98.76	0.05	12.62	≤30.00	PASS
		5795	13.51	99.00	0.04	13.55	≤30.00	PASS
11AX20SISO	Ant1	5745	12.14	99.01	0.04	12.18	≤30.00	PASS
		5785	13.06	98.77	0.05	13.11	≤30.00	PASS
		5825	13.57	98.77	0.05	13.62	≤30.00	PASS
11AX40SISO	Ant1	5755	12.22	99.01	0.04	12.26	≤30.00	PASS
		5795	13.29	99.01	0.04	13.33	≤30.00	PASS

Appendix E.5: Maximum power spectral density

Test Result

TestMode	Antenna	Freq(MHz)	Result [dBm/MHz]	Limit[dBm/MHz]	Verdict
11A	Ant1	5745	-1.52	≤30.00	PASS
		5785	-0.33	≤30.00	PASS
		5825	0.04	≤30.00	PASS
11N20SISO	Ant1	5745	-2.55	≤30.00	PASS
		5785	-1.68	≤30.00	PASS
		5825	-1.24	≤30.00	PASS
11N40SISO	Ant1	5755	-5.14	≤30.00	PASS
		5795	-4.12	≤30.00	PASS
11AC20SISO	Ant1	5745	-2.13	≤30.00	PASS
		5785	-1.22	≤30.00	PASS
		5825	-0.83	≤30.00	PASS
11AC40SISO	Ant1	5755	-5.08	≤30.00	PASS
		5795	-4.22	≤30.00	PASS
11AX20SISO	Ant1	5745	-3.04	≤30.00	PASS
		5785	-2.14	≤30.00	PASS
		5825	-1.83	≤30.00	PASS
11AX40SISO	Ant1	5755	-5.79	≤30.00	PASS
		5795	-4.78	≤30.00	PASS

Note：1.The Result and Limit Unit is dBm/500 kHz in the band 5.725–5.85 GHz.
2.The Duty Cycle Factor and RBW Factor is compensated in the graph.

Test Graphs

11A_Ant1_5745

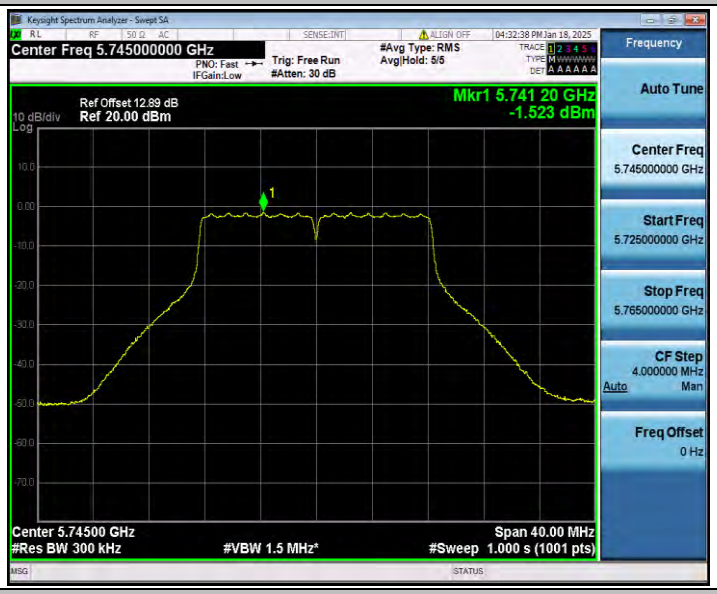

11A_Ant1_5785

11A_Ant1_5825

11N20SISO_Ant1_5745

11N20SISO_Ant1_5785

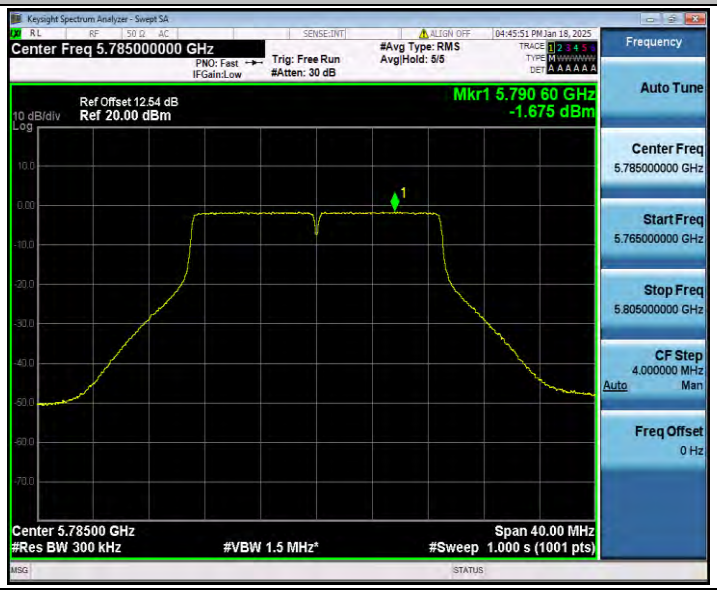

11N20SISO_Ant1_5825

11N40SISO_Ant1_5755

11N40SISO_Ant1_5795

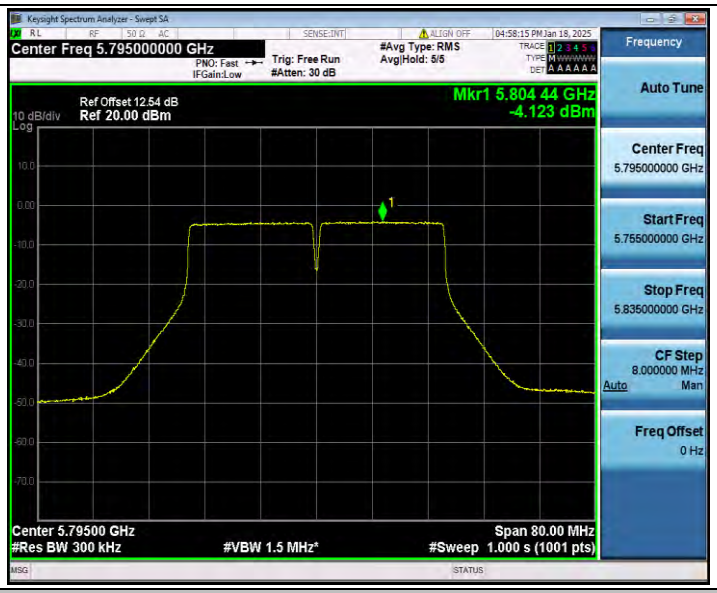

11AC20SISO_Ant1_5745

11AC20SISO_Ant1_5785

11AC20SISO_Ant1_5825

11AC40SISO_Ant1_5755

11AC40SISO_Ant1_5795

11AX20SISO_Ant1_5745

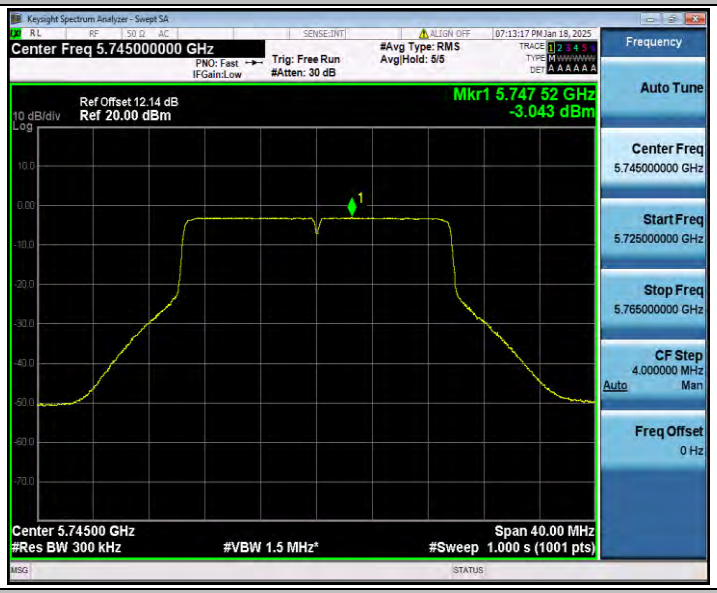

11AX20SISO_Ant1_5785

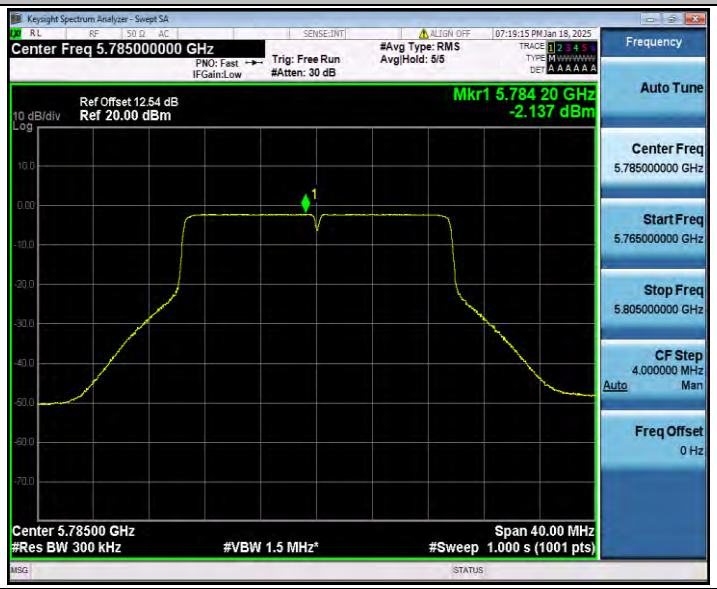

11AX20SISO_Ant1_5825

11AX40SISO_Ant1_5755

11AX40SISO_Ant1_5795

Appendix E.6: Band edge measurements

Test Result B4

TestMode	Antenna	ChName	Freq(MHz)	FreqRange [MHz]	Result [dBm]	Limit [dBm]	Verdict
11A	Ant1	Low	5745	5650~5700	-39.98	≤-26.45	PASS
				5700~5720	-39.21	≤10.15	PASS
				5720~5725	-39.46	≤15.82	PASS
				5760~5650	-39.74	≤-27	PASS
		High	5825	5850~5855	-37.55	≤15.73	PASS
				5855~5875	-37.98	≤10.02	PASS
				5875~5925	-37.94	≤-26.21	PASS
				5925~5935	-38.38	≤-27	PASS
11N20SISO	Ant1	Low	5745	5650~5700	-39.91	≤-26.45	PASS
				5700~5720	-38.5	≤10.44	PASS
				5720~5725	-37.06	≤16.60	PASS
				5760~5650	-39.73	≤-27	PASS
		High	5825	5850~5855	-38.31	≤15.73	PASS
				5855~5875	-37.98	≤10.25	PASS
				5875~5925	-39.68	≤-26.51	PASS
				5925~5935	-37.61	≤-27	PASS
11N40SISO	Ant1	Low	5755	5650~5700	-40.33	≤-26.60	PASS
				5700~5720	-37.44	≤11.53	PASS
				5720~5725	-37.25	≤15.74	PASS
				5780~5650	-38.83	≤-27	PASS
		High	5795	5850~5855	-40.13	≤15.66	PASS
				5855~5875	-37.42	≤10.02	PASS
				5875~5925	-37.9	≤-26.71	PASS
				5925~5935	-38.74	≤-27	PASS
11AC20SISO	Ant1	Low	5745	5650~5700	-39.23	≤-26.96	PASS
				5700~5720	-38.84	≤10.47	PASS
				5720~5725	-37.71	≤17.13	PASS
				5760~5650	-39.12	≤-27	PASS
		High	5825	5850~5855	-38.49	≤15.73	PASS
				5855~5875	-38.64	≤10.40	PASS
				5875~5925	-38.17	≤-26.01	PASS
				5925~5935	-38.12	≤-27	PASS
11AC40SISO	Ant1	Low	5755	5650~5700	-39.52	≤-26.70	PASS
				5700~5720	-38.25	≤10.51	PASS
				5720~5725	-36.46	≤16.97	PASS
				5780~5650	-38.68	≤-27	PASS

		High	5795	5850~5855	-39.11	≤16.41	PASS
				5855~5875	-38.86	≤10.16	PASS
				5875~5925	-39.63	≤-26.71	PASS
				5925~5935	-37.92	≤-27	PASS
11AX20SISO	Ant1	Low	5745	5650~5700	-39.8	≤-26.27	PASS
				5700~5720	-39.03	≤10.15	PASS
				5720~5725	-38.87	≤15.82	PASS
				5760~5650	-39.94	≤-27	PASS
		High	5825	5850~5855	-38.48	≤15.73	PASS
				5855~5875	-37.85	≤10.21	PASS
				5875~5925	-37.7	≤-24.71	PASS
				5925~5935	-38.32	≤-27	PASS
11AX40SISO	Ant1	Low	5755	5650~5700	-41.11	≤-26.90	PASS
				5700~5720	-37.12	≤11.84	PASS
				5720~5725	-37.81	≤16.04	PASS
				5780~5650	-39.41	≤-27	PASS
		High	5795	5850~5855	-39.51	≤15.66	PASS
				5855~5875	-38.82	≤10.85	PASS
				5875~5925	-39.41	≤-26.10	PASS
				5925~5935	-38.61	≤-27	PASS

Test Graphs B4

11A_Ant1_Low_5745

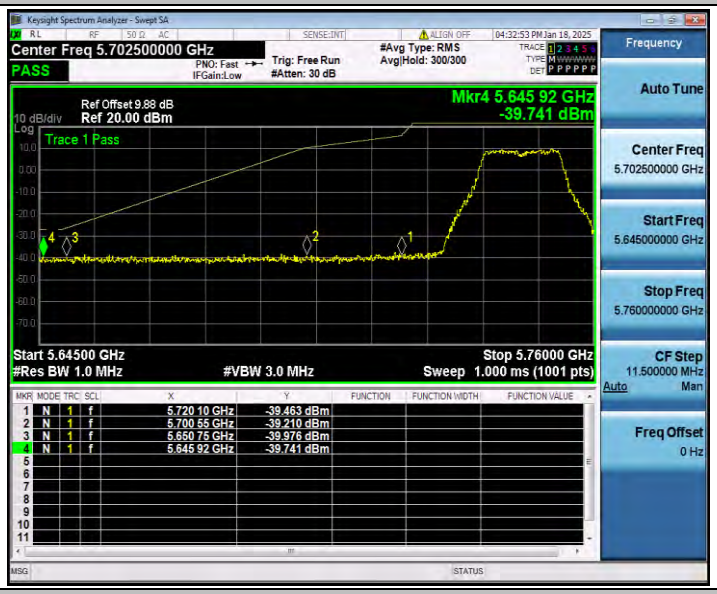

11A_Ant1_High_5825

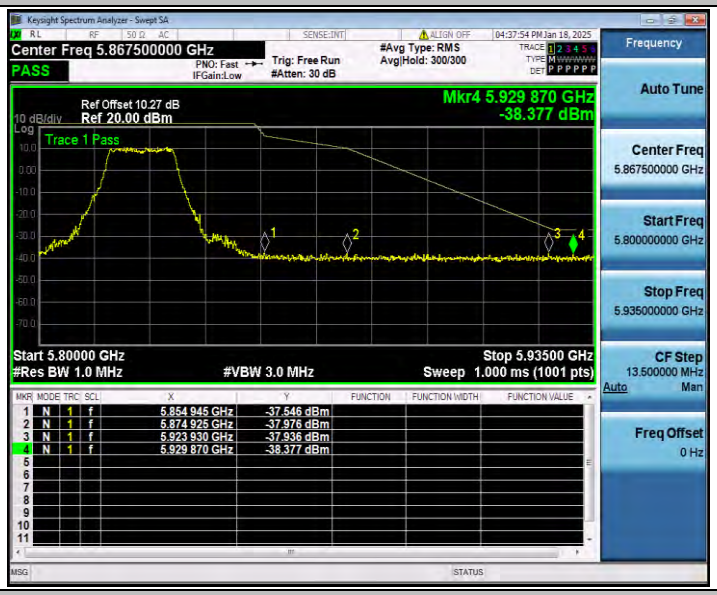

11N20SISO_Ant1_Low_5745

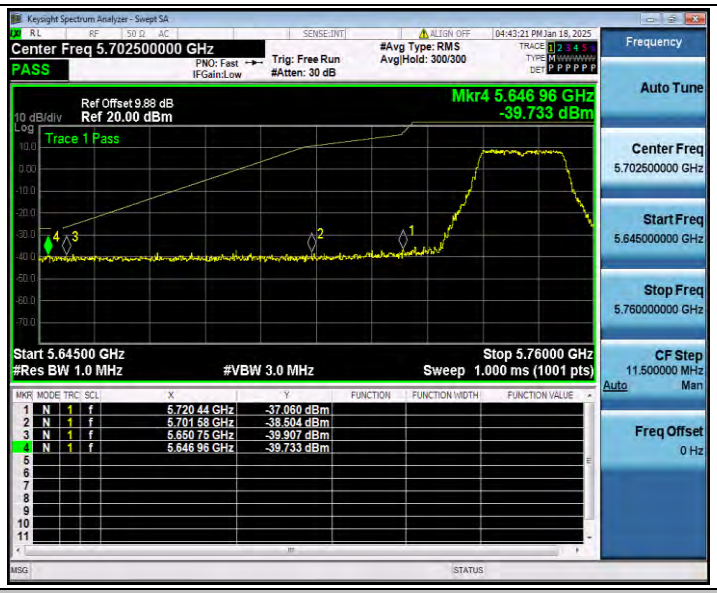

11N20SISO_Ant1_High_5825

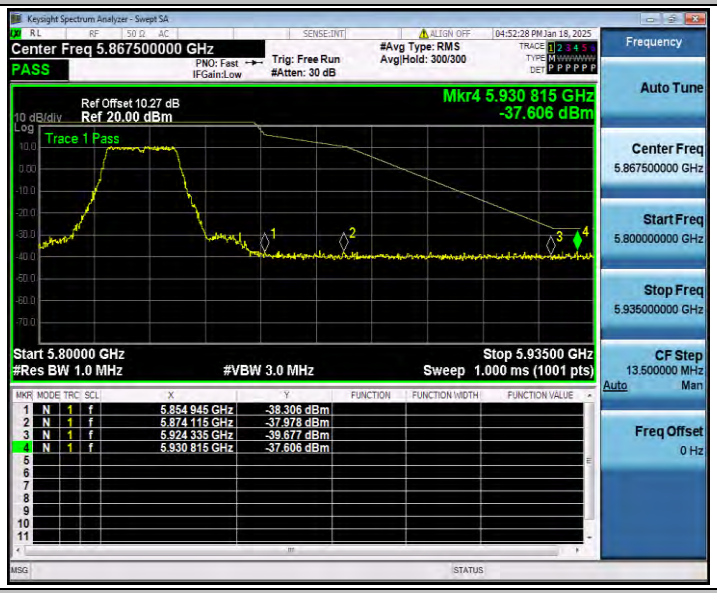

11N40SISO_Ant1_Low_5755

11N40SISO_Ant1_High_5795

11AC20SISO_Ant1_Low_5745
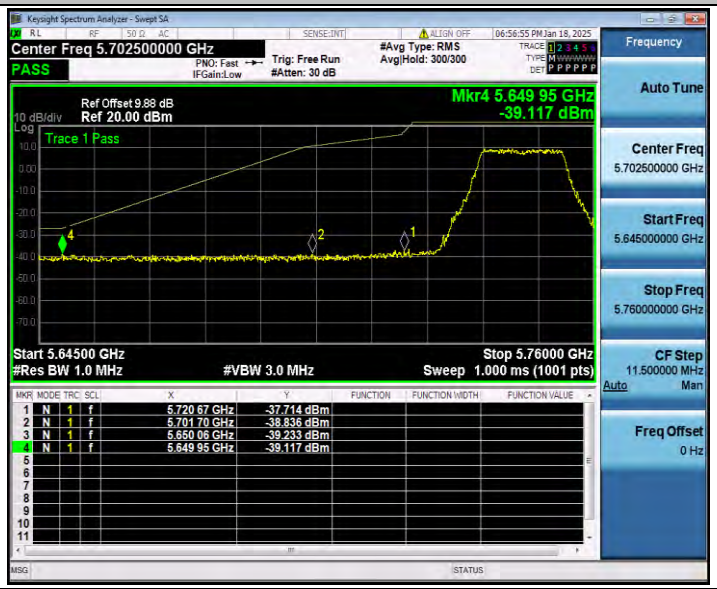

11AC20SISO_Ant1_High_5825

11AC40SISO_Ant1_Low_5755

11AC40SISO_Ant1_High_5795

11AX20SISO_Ant1_Low_5745

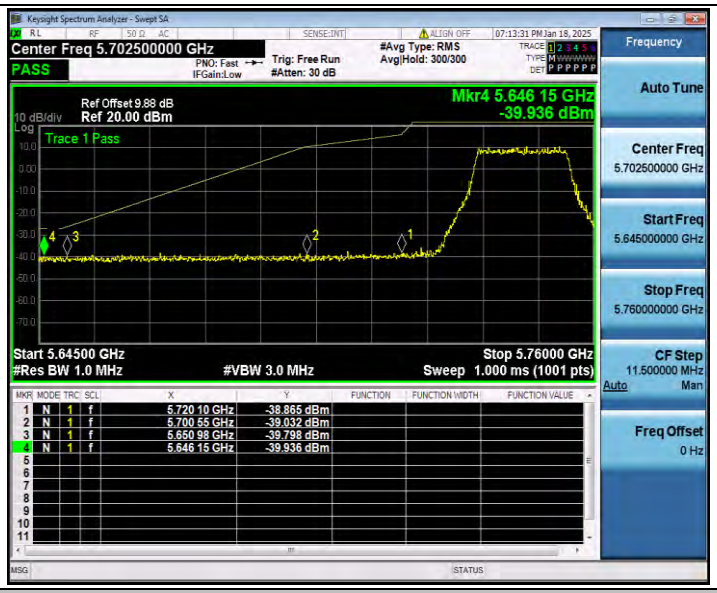

11AX20SISO_Ant1_High_5825

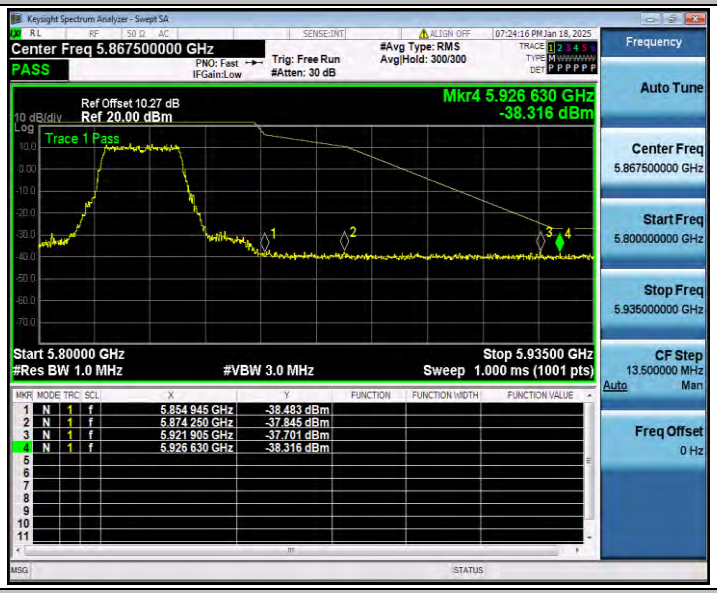

11AX40SISO_Ant1_Low_5755

11AX40SISO_Ant1_High_5795

Appendix E.7: Conducted Spurious Emission

Test Result

TestMode	Antenna	Freq(MHz)	FreqRange [MHz]	Max. Fre [MHz]	Max. Level [dBm]	Limit [dBm]	Verdict
11A	Ant1	5745	30~5650	1755.9	-31.35	≤-27	PASS
			5925~27000	24812.42	-31.82	≤-27	PASS
		5785	30~5650	1756.28	-33.74	≤-27	PASS
			5925~27000	26137.33	-31.64	≤-27	PASS
		5825	30~5650	1760.59	-34.15	≤-27	PASS
			5925~27000	23518.41	-31.17	≤-27	PASS
11N20SISO	Ant1	5745	30~5650	1740.35	-31.35	≤-27	PASS
			5925~27000	24871.43	-32.4	≤-27	PASS
		5785	30~5650	35.99	-31.23	≤-27	PASS
			5925~27000	26081.13	-31.75	≤-27	PASS
		5825	30~5650	1738.29	-34.15	≤-27	PASS
			5925~27000	26473.13	-31.79	≤-27	PASS
11N40SISO	Ant1	5755	30~5650	33	-33.74	≤-27	PASS
			5925~27000	24164.01	-32.24	≤-27	PASS
		5795	30~5650	36.56	-31.99	≤-27	PASS
			5925~27000	26983.14	-31.97	≤-27	PASS
11AC20SISO	Ant1	5745	30~5650	34.31	-32.33	≤-27	PASS
			5925~27000	26930.45	-32.01	≤-27	PASS
		5785	30~5650	33.18	-32.94	≤-27	PASS
			5925~27000	23585.15	-31.32	≤-27	PASS
		5825	30~5650	36.37	-31.97	≤-27	PASS
			5925~27000	25530.37	-31.25	≤-27	PASS
11AC40SISO	Ant1	5755	30~5650	35.43	-30.2	≤-27	PASS
			5925~27000	24891.8	-31.47	≤-27	PASS
		5795	30~5650	34.5	-33.47	≤-27	PASS
			5925~27000	25191.06	-32.01	≤-27	PASS
11AX20SISO	Ant1	5745	30~5650	39.55	-31.89	≤-27	PASS
			5925~27000	26518.79	-31.89	≤-27	PASS
		5785	30~5650	39.18	-32.41	≤-27	PASS
			5925~27000	26012.99	-30.95	≤-27	PASS
		5825	30~5650	34.5	-32.33	≤-27	PASS
			5925~27000	24766.75	-31.16	≤-27	PASS
11AX40SISO	Ant1	5755	30~5650	33.75	-32.59	≤-27	PASS
			5925~27000	25034.41	-32.62	≤-27	PASS
		5795	30~5650	35.06	-30.34	≤-27	PASS
			5925~27000	24272.19	-31.55	≤-27	PASS

Test Graphs

11A_Ant1_5745_30~5650

11A_Ant1_5745_5925~27000

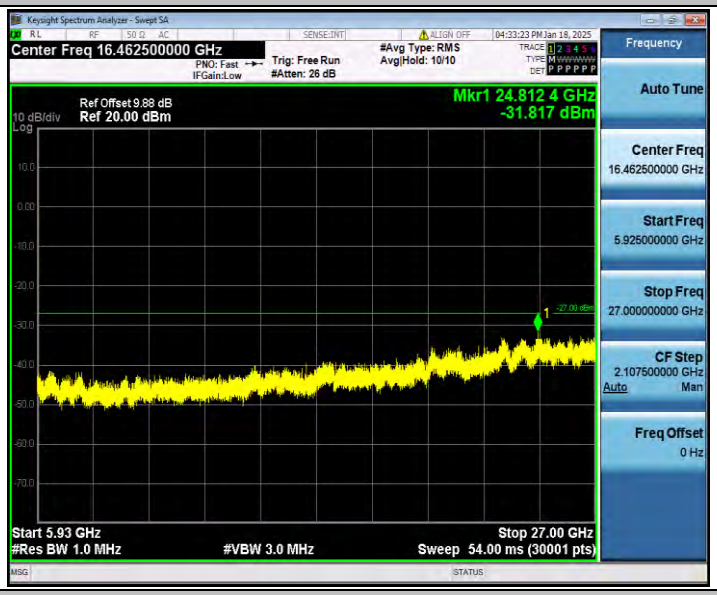

11A_Ant1_5785_30~5650

11A_Ant1_5785_5925~27000

11A_Ant1_5825_30~5650

11A_Ant1_5825_5925~27000

11N20SISO_Ant1_5745_30~5650

11N20SISO_Ant1_5745_5925~27000

11N20SISO_Ant1_5785_30~5650

11N20SISO_Ant1_5785_5925~27000

11N20SISO_Ant1_5825_30~5650

11N20SISO_Ant1_5825_5925~27000

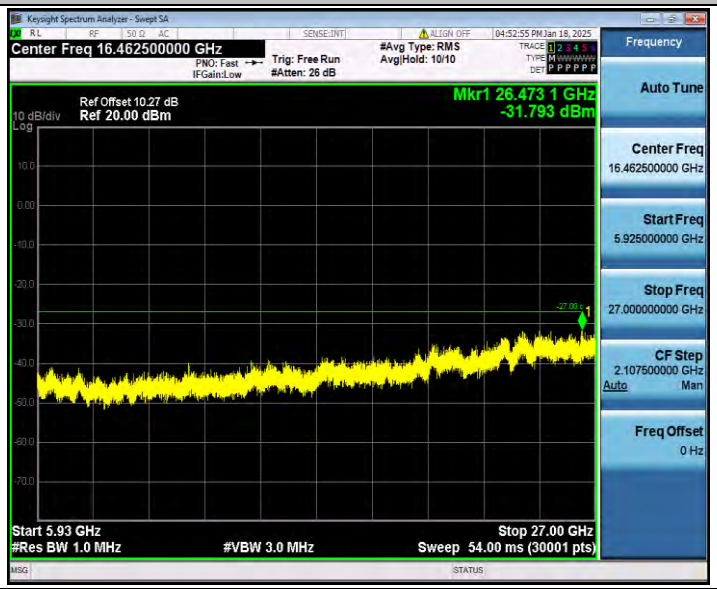

11N40SISO_Ant1_5755_30~5650

11N40SISO_Ant1_5755_5925~27000

11N40SISO_Ant1_5795_30~5650

11N40SISO_Ant1_5795_5925~27000

11AC20SISO_Ant1_5745_30~5650

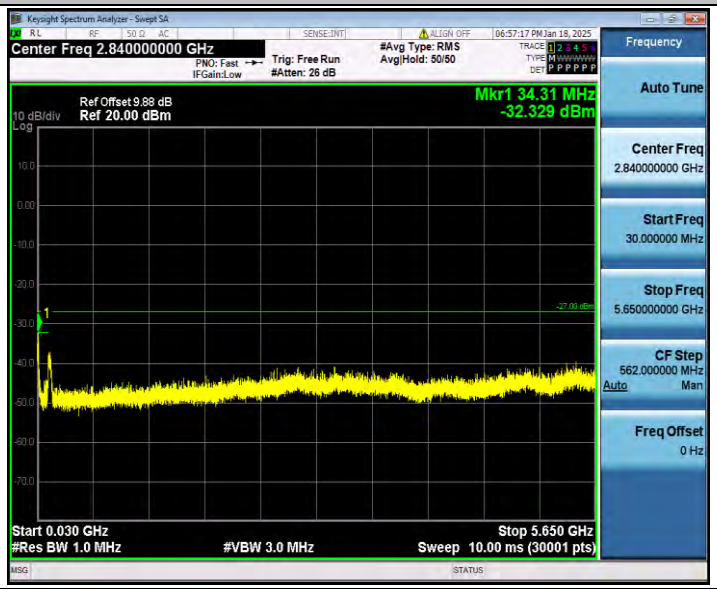

11AC20SISO_Ant1_5745_5925~27000

11AC20SISO_Ant1_5785_30~5650

11AC20SISO_Ant1_5785_5925~27000

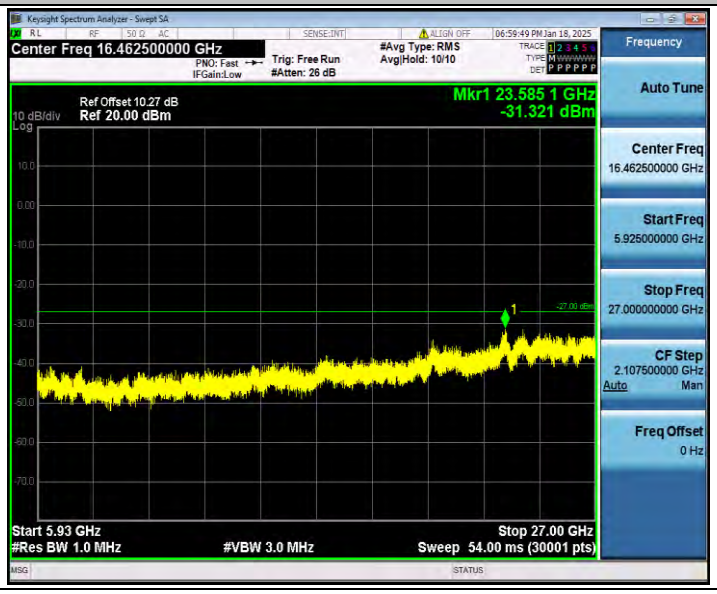

11AC20SISO_Ant1_5825_30~5650

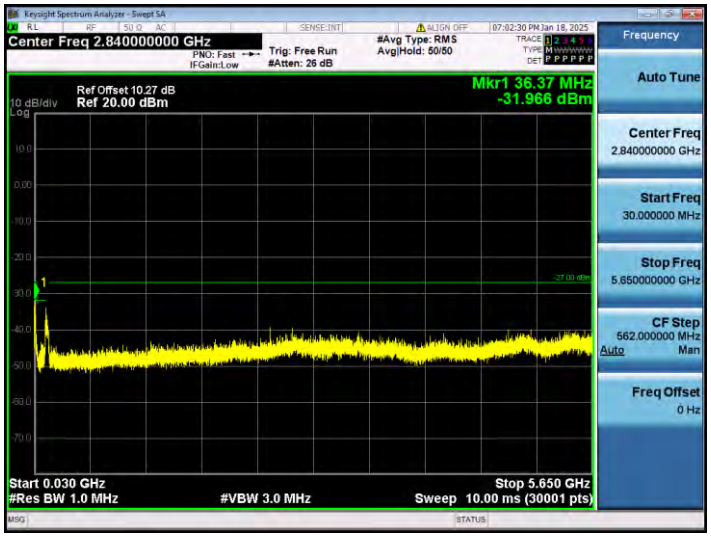

11AC20SISO_Ant1_5825_5925~27000

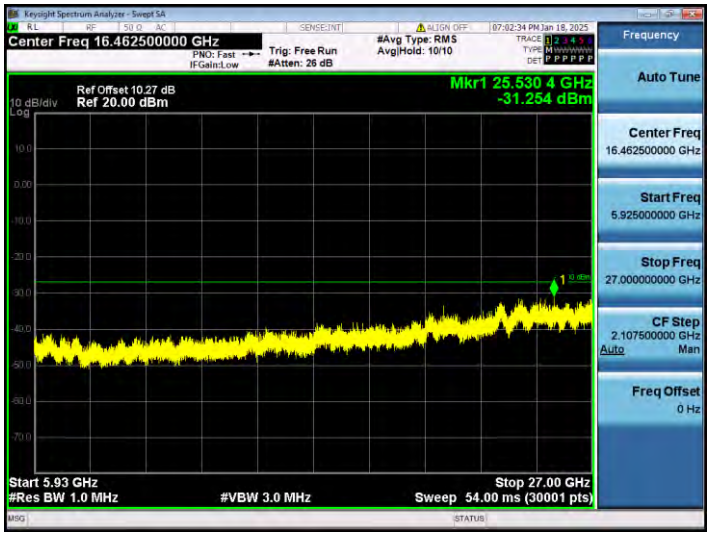

11AC40SISO_Ant1_5755_30~5650

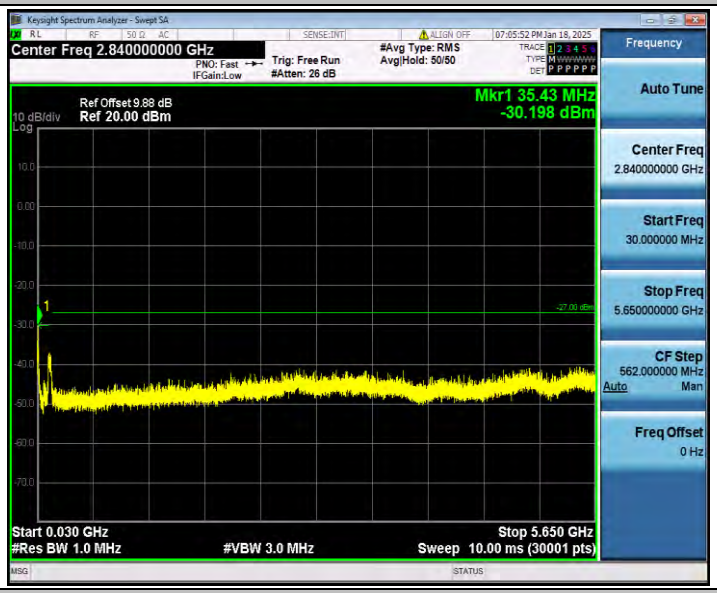

11AC40SISO_Ant1_5755_5925~27000

11AC40SISO_Ant1_5795_30~5650

11AC40SISO_Ant1_5795_5925~27000

11AX20SISO_Ant1_5745_30~5650

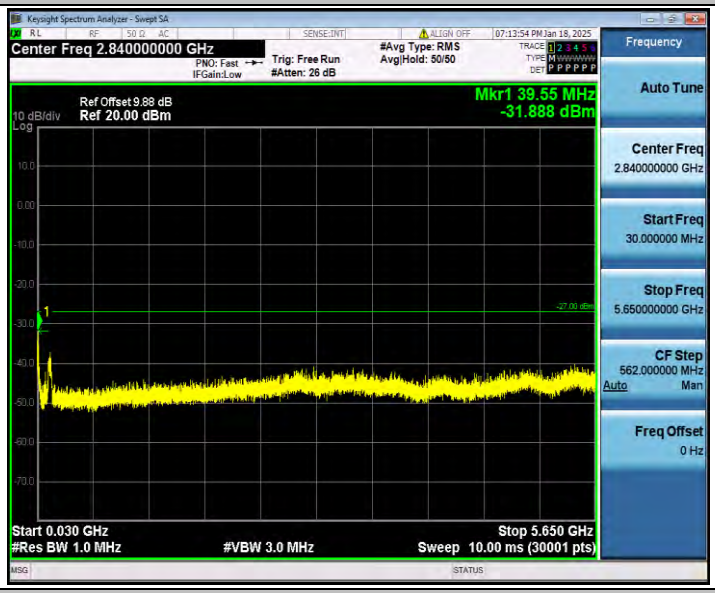

11AX20SISO_Ant1_5745_5925~27000

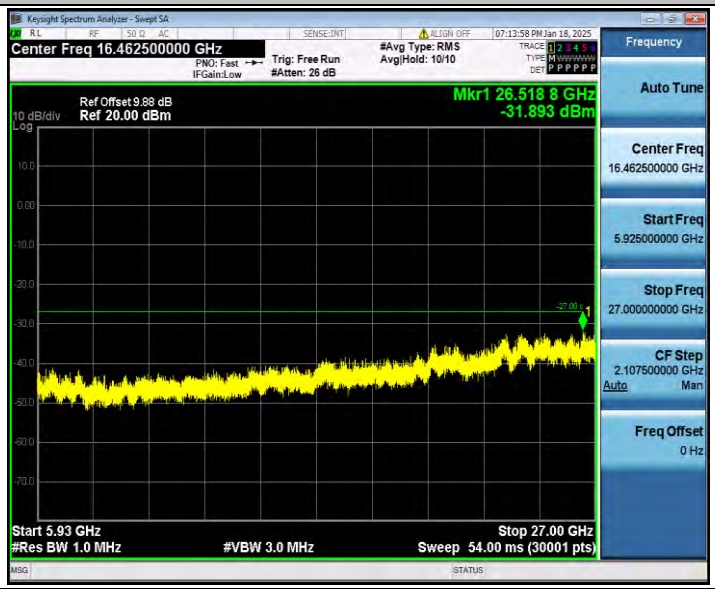

11AX20SISO_Ant1_5785_30~5650

11AX20SISO_Ant1_5785_5925~27000

11AX20SISO_Ant1_5825_30~5650

11AX20SISO_Ant1_5825_5925~27000

11AX40SISO_Ant1_5755_30~5650

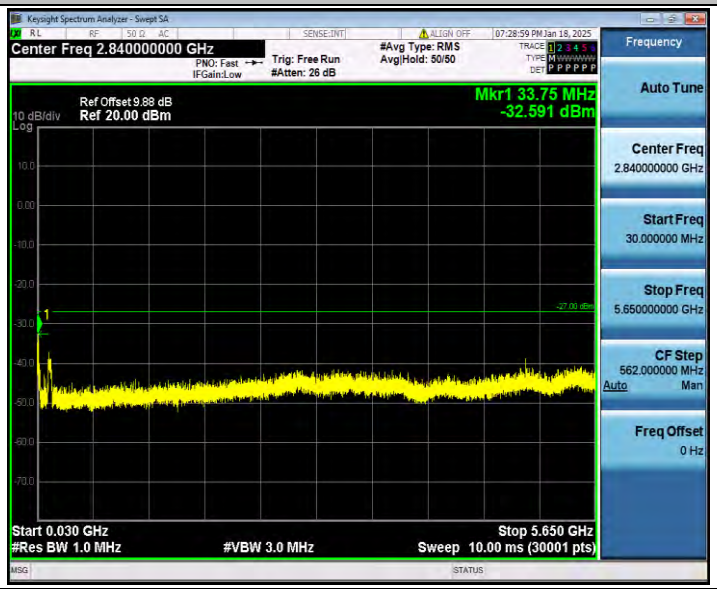

11AX40SISO_Ant1_5755_5925~27000

11AX40SISO_Ant1_5795_30~5650

11AX40SISO_Ant1_5795_5925~27000

Appendix E.8: Emissions in Restricted Bands

Test Result

TestMode	Antenna	ChName	Freq(MHz)	Detector	Freq [MHz]	Result [dBm]	Limit [dBm]	Result [dBuV/m]	Limit [dBuV/m]	Verdict
11A	Ant1	Low	5745	Peak	5650.000	-40.22	≤-27.00	---	---	PASS
				Peak	5700.000	-39.72	≤10.00	---	---	PASS
				Peak	5720.000	-38.36	≤15.60	---	---	PASS
				Peak	5725.000	-38.22	≤27.00	- --	- --	PASS
		High	5825	Peak	5850.000	-34.46	≤27.00	---	---	PASS
				Peak	5855.000	-35.52	≤15.60	---	---	PASS
				Peak	5875.000	-35.88	≤10.00	---	---	PASS
				Peak	5925.000	-36.98	≤-27.00	- --	- --	PASS
11N20SISO	Ant1	Low	5745	Peak	5650.000	-42.73	≤-27.00	---	---	PASS
				Peak	5700.000	-42.58	≤10.00	---	---	PASS
				Peak	5720.000	-37.43	≤15.60	---	---	PASS
				Peak	5725.000	-37.32	≤27.00	- --	- --	PASS
		High	5825	Peak	5850.000	-35.972	≤27.00	---	---	PASS
				Peak	5855.000	-37.88	≤15.60	---	---	PASS
				Peak	5875.000	-38.29	≤10.00	---	---	PASS
				Peak	5925.000	-38.8	≤-27.00	- --	- --	PASS
11N40SISO	Ant1	Low	5755	Peak	5650.000	-40.906	≤-27.00	---	---	PASS
				Peak	5700.000	-38.75	≤10.00	---	---	PASS
				Peak	5720.000	-36.14	≤15.60	---	---	PASS
				Peak	5725.000	-39.88	≤27.00	- --	- --	PASS
		High	5795	Peak	5850.000	-36.24	≤27.00	---	---	PASS
				Peak	5855.000	-36.83	≤15.60	---	---	PASS
				Peak	5875.000	-34.52	≤10.00	---	---	PASS
				Peak	5925.000	-38.15	≤-27.00	- --	- --	PASS
11AC20SISO	Ant1	Low	5745	Peak	5650.000	-40.481	≤-27.00	---	---	PASS
				Peak	5700.000	-42.22	≤10.00	---	---	PASS
				Peak	5720.000	-41.49	≤15.60	---	---	PASS
				Peak	5725.000	-39.19	≤27.00	- --	- --	PASS
		High	5825	Peak	5850.000	-35.08	≤27.00	---	---	PASS
				Peak	5855.000	-35.72	≤15.60	---	---	PASS
				Peak	5875.000	-36.43	≤10.00	---	---	PASS
				Peak	5925.000	-35.96	≤-27.00	- --	- --	PASS
11AC40SI	Ant1	Low	5755	Peak	5650.000	-40.34	≤-27.00	---	---	PASS

SO						4				
				Peak	5700.000	-39.54	≤10.00	---	---	PASS
				Peak	5720.000	-40.58	≤15.60	---	---	PASS
				Peak	5725.000	-37.13	≤27.00	- --	- --	PASS
		High	5795	Peak	5850.000	-36.269	≤27.00	---	---	PASS
				Peak	5855.000	-36.08	≤15.60	---	---	PASS
				Peak	5875.000	-37.62	≤10.00	---	---	PASS
				Peak	5925.000	-39.07	≤-27.00	- --	- --	PASS
11AX20SISO	Ant1	Low	5745	Peak	5650.000	-41.629	≤-27.00	---	---	PASS
				Peak	5700.000	-40.12	≤10.00	---	---	PASS
				Peak	5720.000	-40.3	≤15.60	---	---	PASS
				Peak	5725.000	-38.88	≤27.00	- --	- --	PASS
		High	5825	Peak	5850.000	-35.171	≤27.00	---	---	PASS
				Peak	5855.000	-38.15	≤15.60	---	---	PASS
				Peak	5875.000	-39.55	≤10.00	---	---	PASS
				Peak	5925.000	-37.58	≤-27.00	- --	- --	PASS
11AX40SISO	Ant1	Low	5755	Peak	5650.000	-40.967	≤-27.00	---	---	PASS
				Peak	5700.000	-43.31	≤10.00	---	---	PASS
				Peak	5720.000	-37.9	≤15.60	---	---	PASS
				Peak	5725.000	-41.42	≤27.00	- --	- --	PASS
		High	5795	Peak	5850.000	-36.658	≤27.00	---	---	PASS
				Peak	5855.000	-37.72	≤15.60	---	---	PASS
				Peak	5875.000	-37.28	≤10.00	---	---	PASS
				Peak	5925.000	-37.67	≤-27.00	- --	- --	PASS

Note：

1. The Antenna Gain is compensated in the graph.
2. The Duty Cycle Factor and RBW Factor is compensated in the graph.
3. For transmitters operating in 5150-5350 GHz band and 5470-5725 GHz band: The limit in dBm for average detector is conversion from 54dBuV/m, according to 15.209(a). The limit in dBm for peak detector is 20dB above the limit of average detector in dBm.

Test Graphs

11A_Ant1_Low_5745_Peak

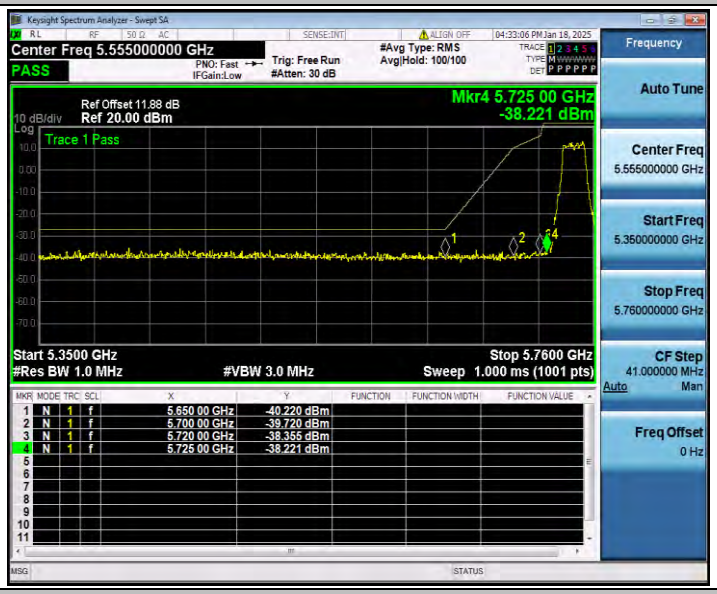

11A_Ant1_High_5825_Peak

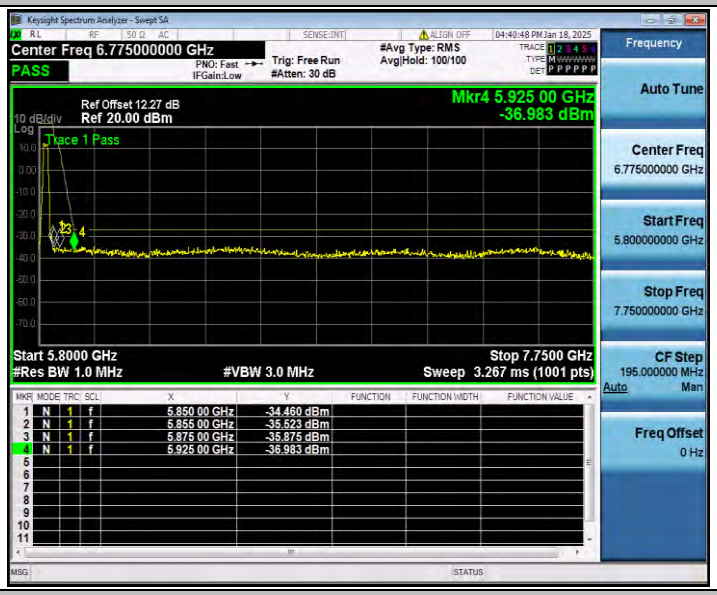

11N20SISO_Ant1_Low_5745_Peak

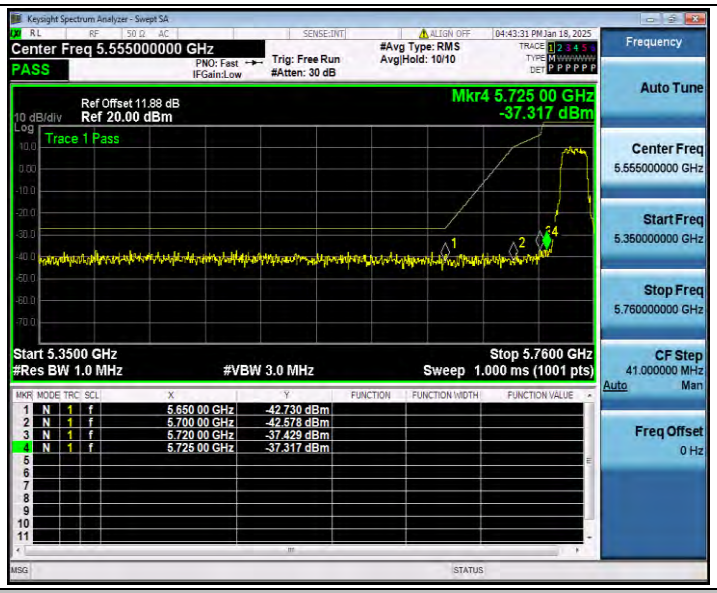

11N20SISO_Ant1_High_5825_Peak

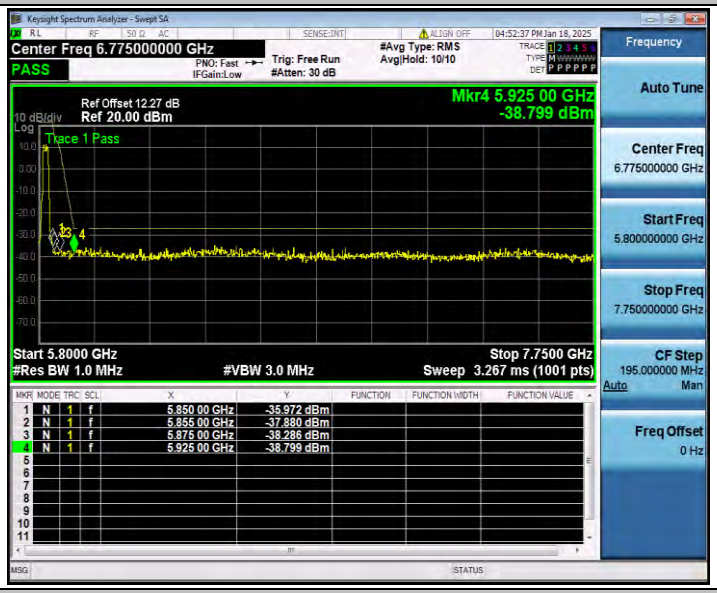

11N40SISO_Ant1_Low_5755_Peak

11N40SISO_Ant1_High_5795_Peak

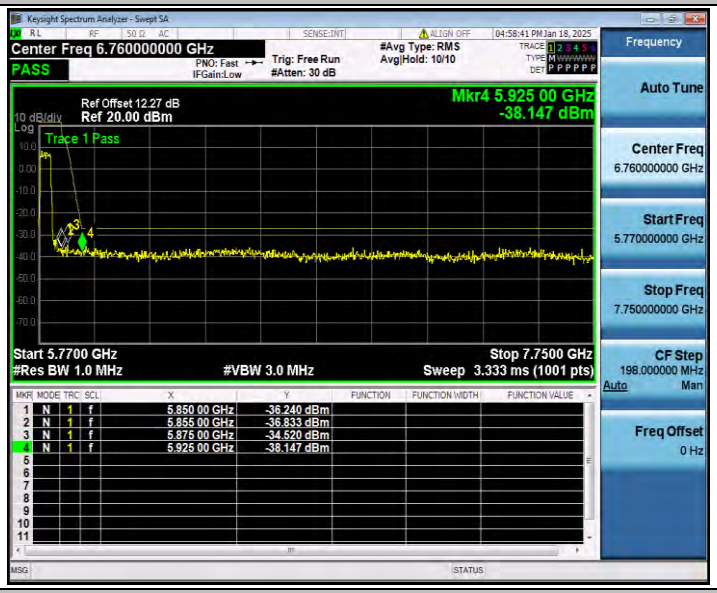

11AC20SISO_Ant1_Low_5745_Peak

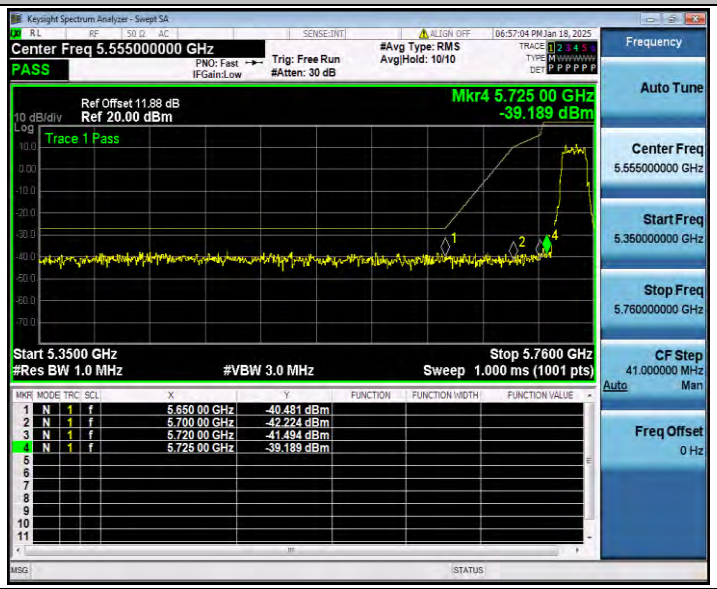

11AC20SISO_Ant1_High_5825_Peak

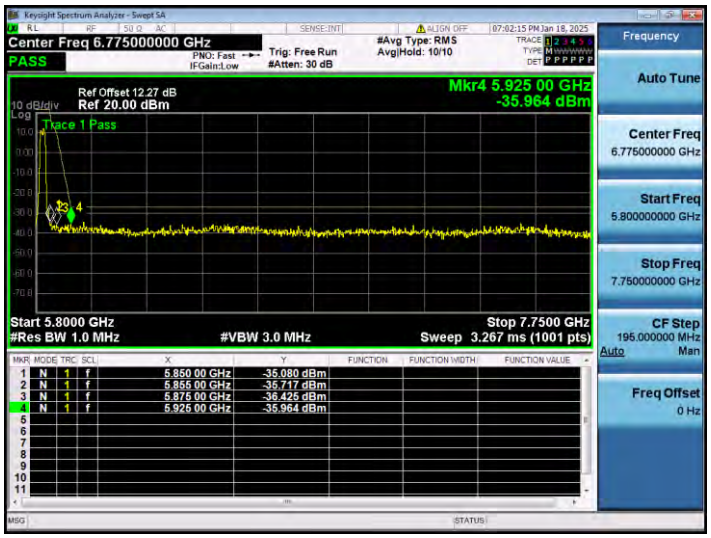

11AC40SISO_Ant1_Low_5755_Peak

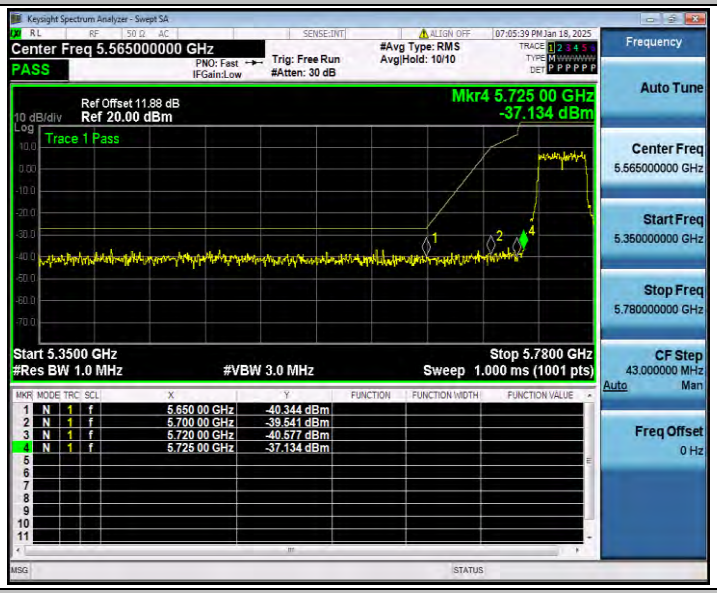

11AC40SISO_Ant1_High_5795_Peak

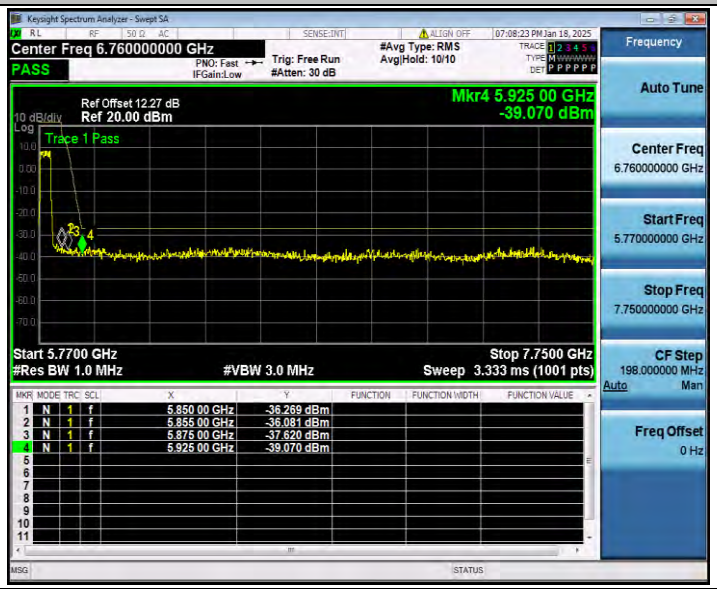

11AX20SISO_Ant1_Low_5745_Peak

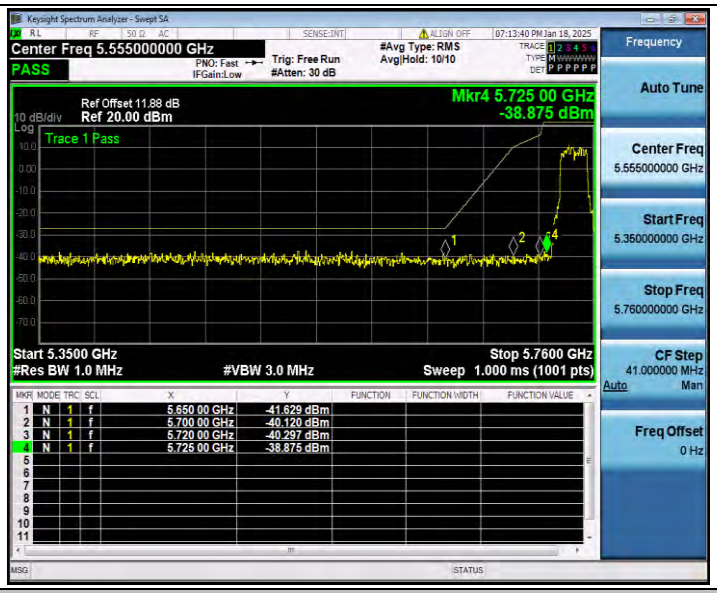

11AX20SISO_Ant1_High_5825_Peak

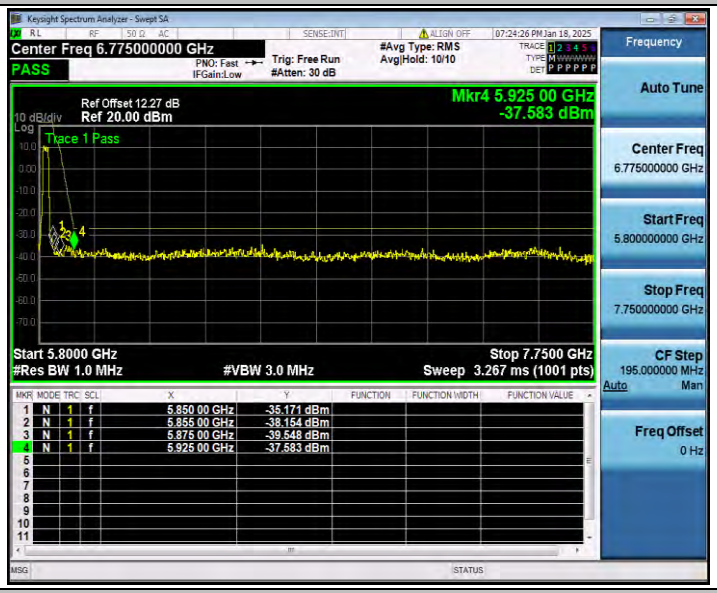

11AX40SISO_Ant1_Low_5755_Peak

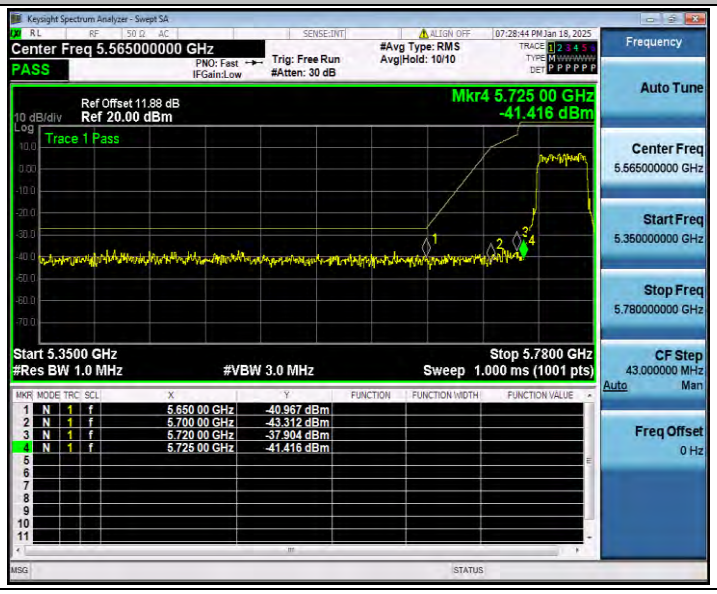
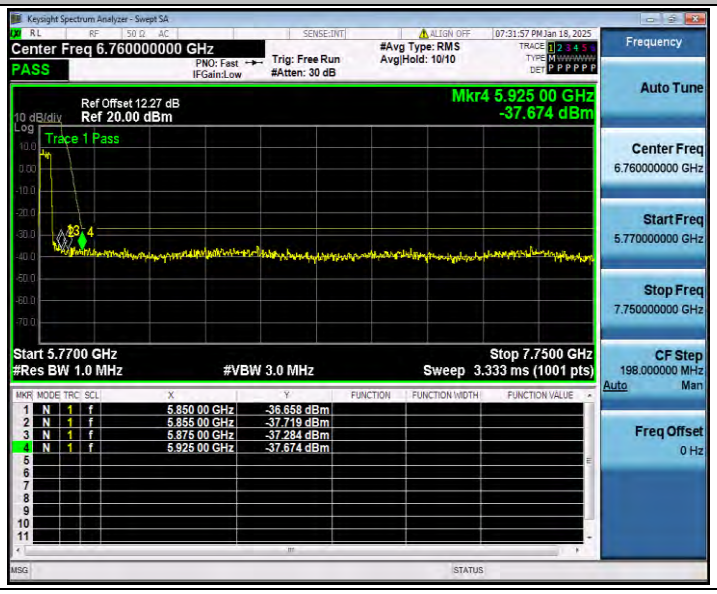
11AX40SISO_Ant1_High_5795_Peak