Appendix: 2.4G

Contents

Band Edge 3
Duty Cycle 6
Maximum Peak Conducted Output Power 7
-6dB Bandwidth 8
Occupied Channel Bandwidth 9
Maximum Power Spectral Density Level 10
Conducted RF Spurious Emission 11

Band Edge

Condition	Mode	Frequency (MHz)	Antenna	Max Value (dBc)	Limit (dBc)	Verdict
NVNT	GFSK	2479	Ant1	-36.01	-20	Pass
NVNT	GFSK	2479	Ant1	-36.03	-20	Pass

Test Graphs

Band Edge NVNT GFSK 2479MHz Ant1 Ref

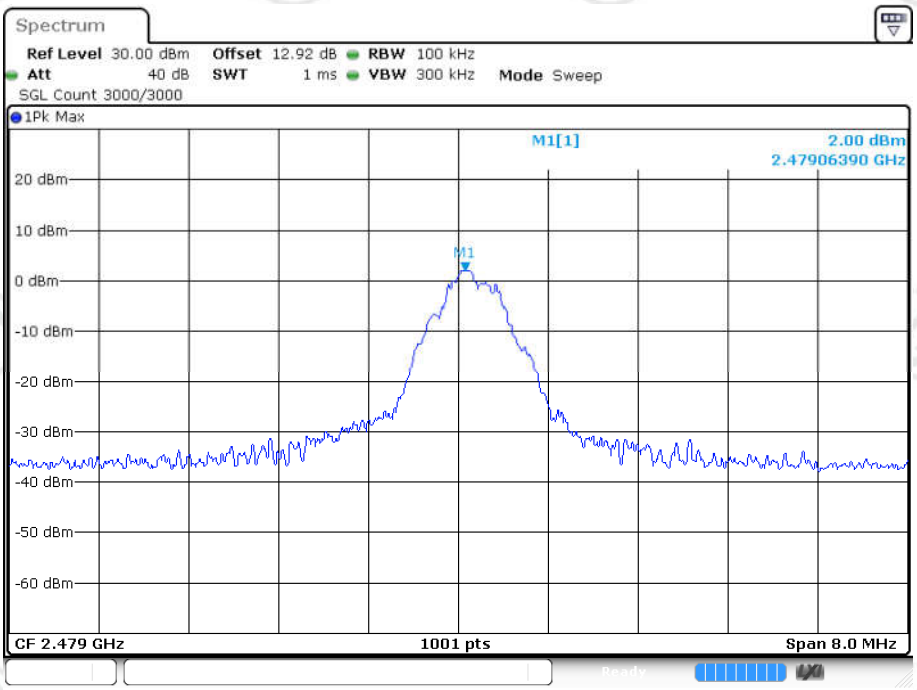

Date: 26.SEP.2024 11:28:18

Band Edge NVNT GFSK 2479MHz Ant1 Emission

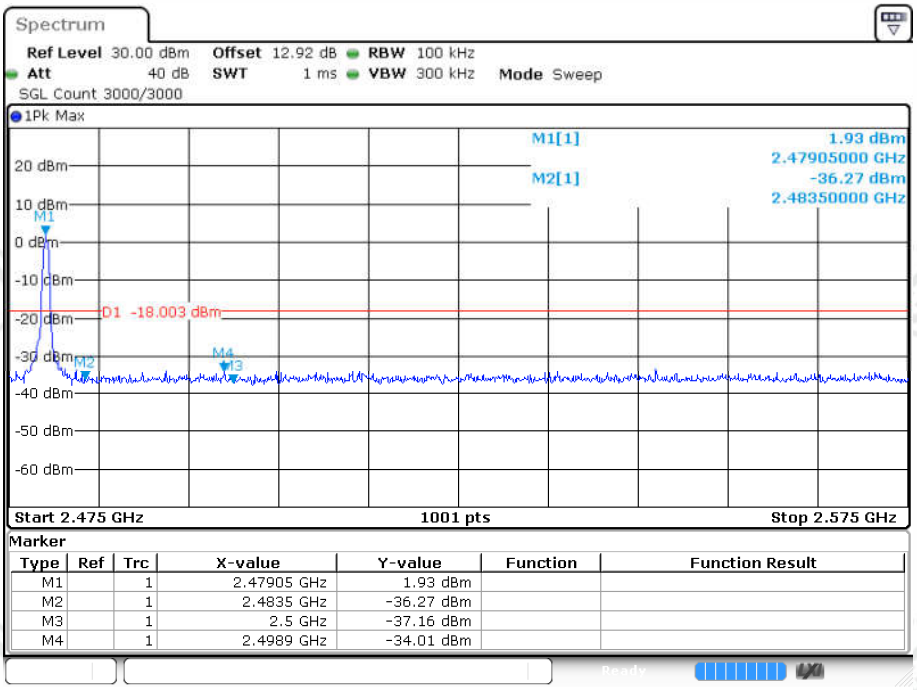

Marker

Type	Ref	Trc	X-value	Y-value	Function	Function Result
M1		1	2.47905 GHz	1.93 dBm		
M2		1	2.4835 GHz	-36.27 dBm		
M3		1	2.5 GHz	-37.16 dBm		
M4		1	2.4989 GHz	-34.01 dBm		

Date: 26.SEP.2024 11:28:25

Band Edge NVNT GFSK 2479MHz Ant1 Ref

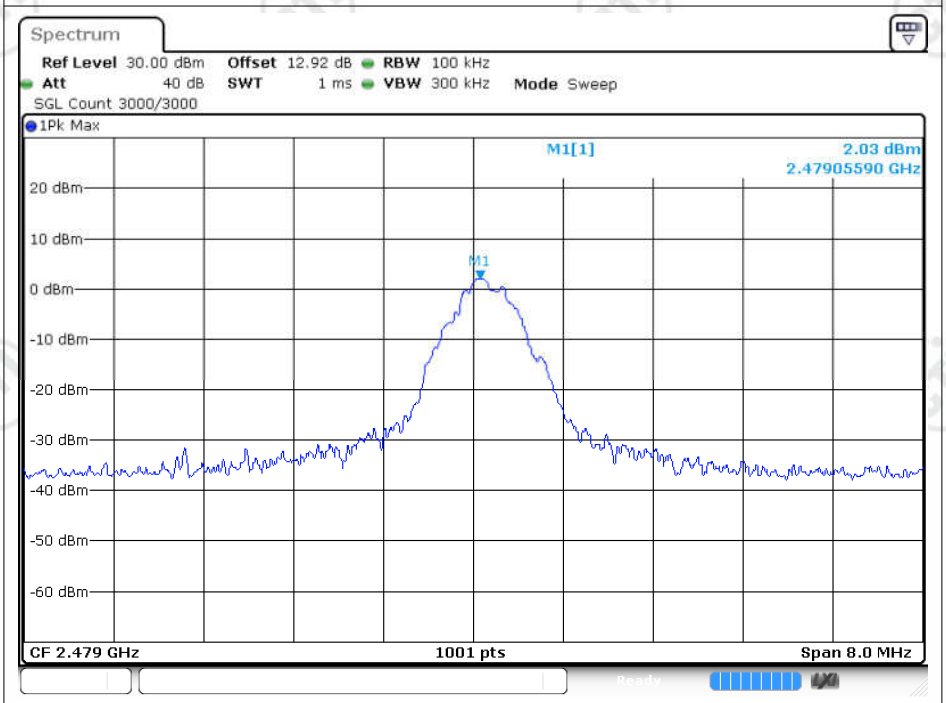

Date: 26.SEP.2024 11:23:58

Band Edge NVNT GFSK 2479MHz Ant1 Emission

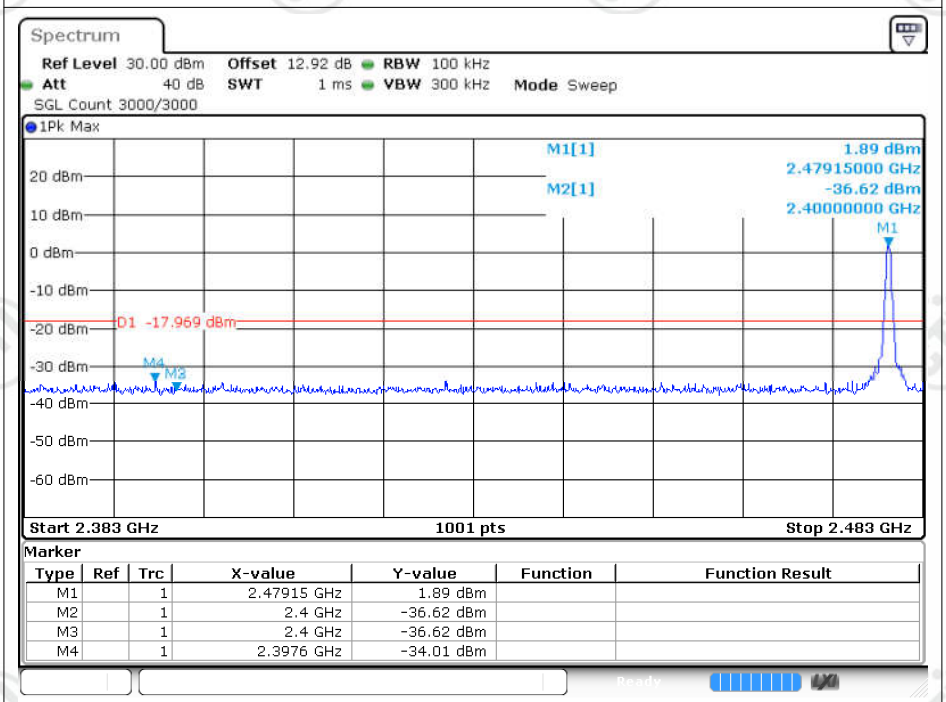

Marker

Type	Ref	Trc	X-value	Y-value	Function	Function Result
M1		1	2.47915 GHz	1.89 dBm		
M2		1	2.4 GHz	-36.62 dBm		
M3		1	2.4 GHz	-36.62 dBm		
M4		1	2.3976 GHz	-34.01 dBm		

Date: 26.SEP.2024 11:24:13

Duty Cycle

Condition	Mode	Frequency (MHz)	Antenna	Duty Cycle (%)	Duty Cycle Correction Factor (dB)	1/T (kHz)
NVNT	GFSK	2479	Ant1	4.25	13.72	7.84

Note:Duty Cycle Correction Factor (dB)=-10*lg(Duty Cycle);

Test Graphs

Duty Cycle NVNT GFSK 2479MHz Ant1

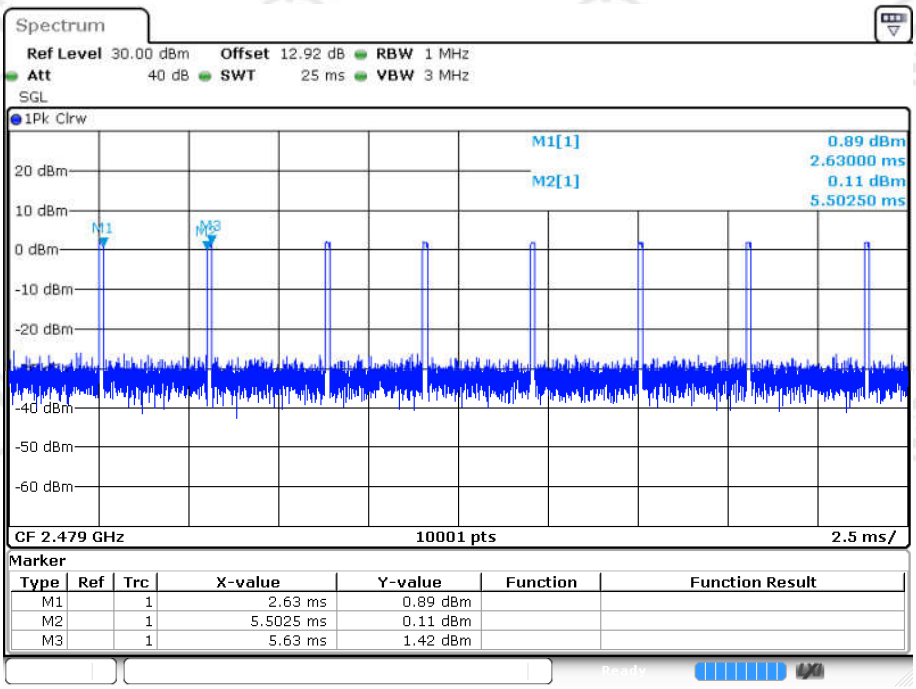

Date: 26.SEP.2024 11:24:19

Maximum Peak Conducted Output Power

Condition	Mode	Frequency (MHz)	Antenna	Conducted Power (dBm)	Limit (dBm)	Verdict
NVNT	GFSK	2479	Ant1	2.3	30	Pass

Test Graphs

Peak Power NVNT GFSK 2479MHz Ant1

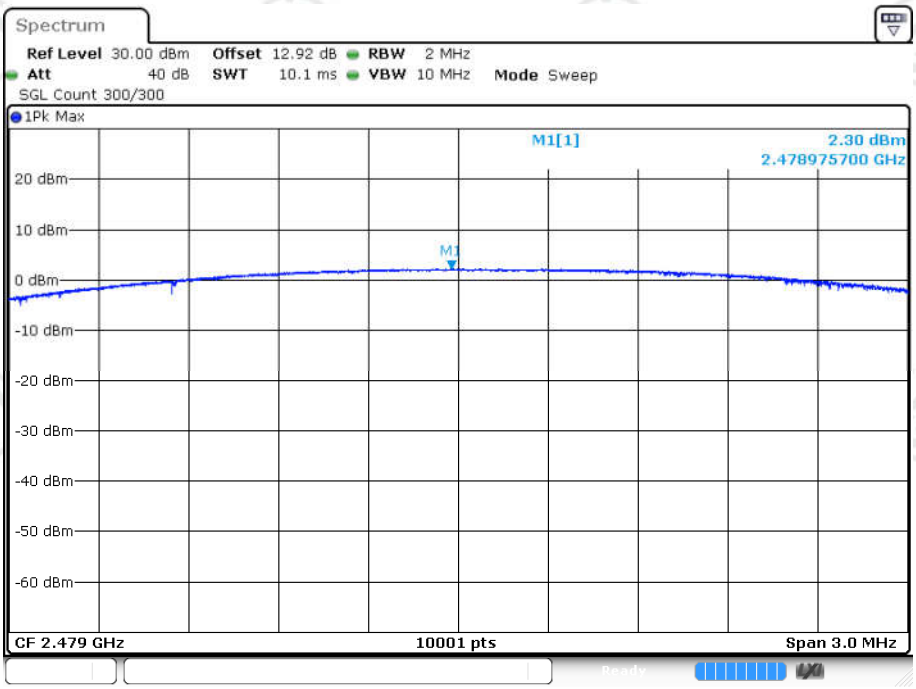

-6dB Bandwidth

Condition	Mode	Frequency (MHz)	Antenna	-6 dB Bandwidth (MHz)	Limit -6 dB Bandwidth (MHz)	Verdict
NVNT	GFSK	2479	Ant1	0.569	0.5	Pass

Test Graphs

-6dB Bandwidth NVNT GFSK 2479MHz Ant1

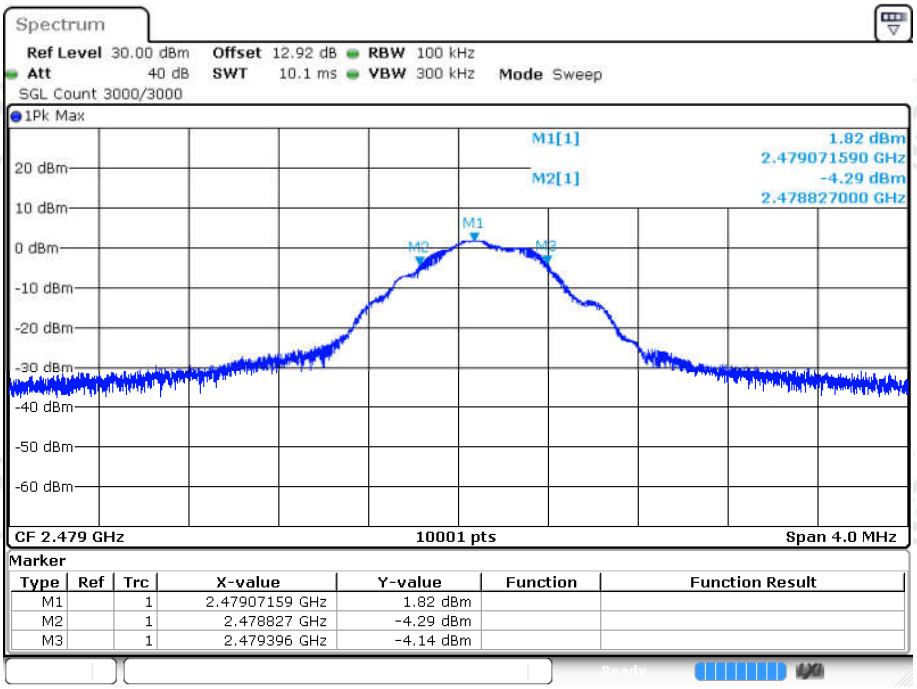

Date: 26.SEP.2024 11:25:59

Occupied Channel Bandwidth

Condition	Mode	Frequency (MHz)	Antenna	99% OBW (MHz)
NVNT	GFSK	2479	Ant1	0.968

Test Graphs

OBW NVNT GFSK 2479MHz Ant1

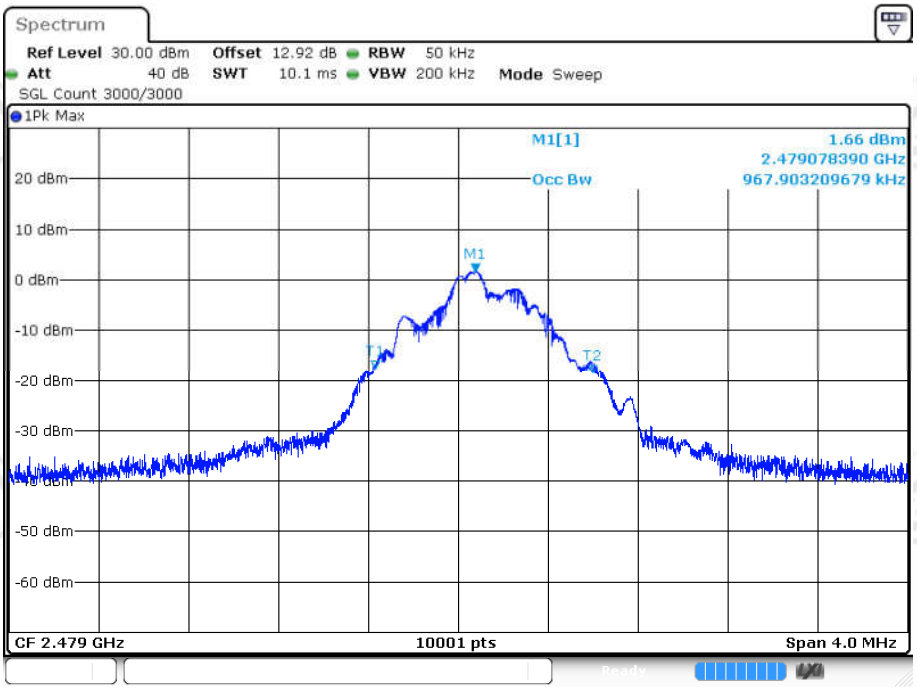

Date: 26.SEP.2024 11:25:14

Maximum Power Spectral Density Level

Condition	Mode	Frequency (MHz)	Antenna	Conducted PSD (dBm/3kHz)	Duty Factor (dB)	Total PSD (dBm/3kHz)	Limit (dBm/3kHz)	Verdict
NVNT	GFSK	2479	Ant1	-11.04	0	-11.04	8	Pass

Test Graphs

PSD NVNT GFSK 2479MHz Ant1

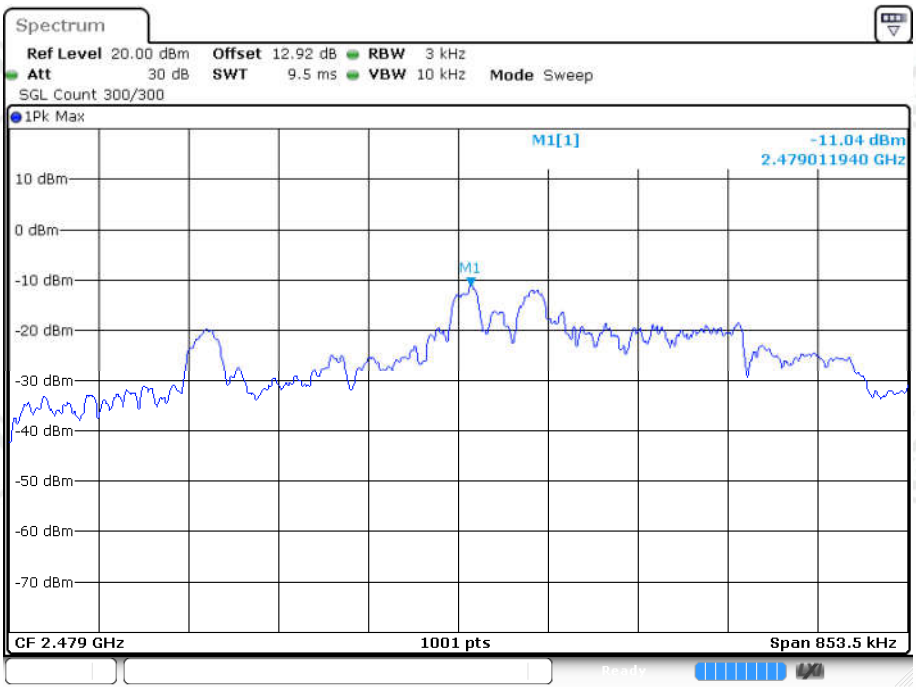

Date: 26.SEP.2024 11:26:08

Conducted RF Spurious Emission

Condition	Mode	Frequency (MHz)	Antenna	Max Value (dBc)	Limit (dBc)	Verdict
NVNT	GFSK	2479	Ant1	-29.82	-20	Pass

Test Graphs

Tx. Spurious NVNT GFSK 2479MHz Ant1 Ref

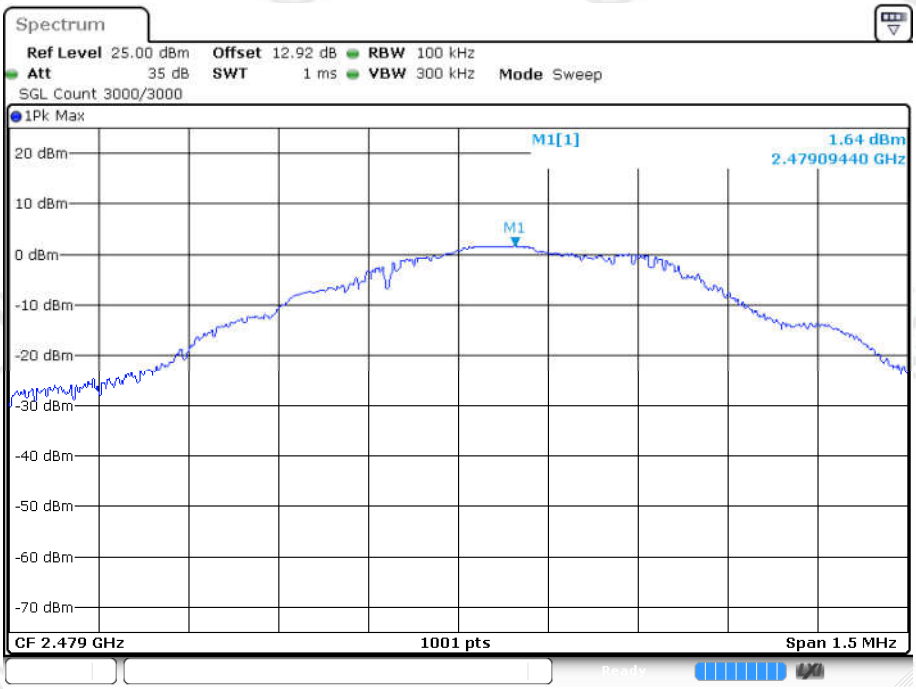

Date: 26.SEP.2024 11:26:17

Tx. Spurious NVNT GFSK 2479MHz Ant1 Emission

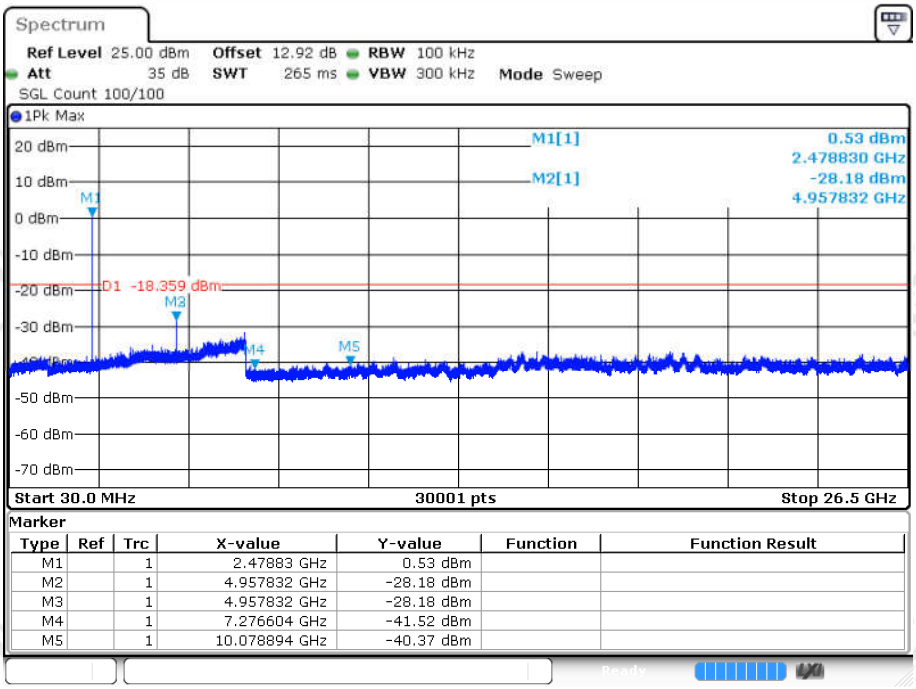

Marker

Type	Ref	Trc	X-value	Y-value	Function	Function Result
M1		1	2.47883 GHz	0.53 dBm		
M2		1	4.957832 GHz	-28.18 dBm		
M3		1	4.957832 GHz	-28.18 dBm		
M4		1	7.276604 GHz	-41.52 dBm		
M5		1	10.078894 GHz	-40.37 dBm		

Date: 26.SEP.2024 11:27:49

END OF REPORT