Signal Plus Technology Co., Ltd.

SPECIFICATION FOR APPROVAL

DATE: 2024.11.04

REV.: A

CUSTOMER:

CUSTOMER P/N:

PART NAME: External black WiFi 2.4GHz antenna with 1.37mm black cable, L=90mm, with RF connector

SUPPLIER P/N: 6346F00002

Date:

Q'TY: Pcs

CUSTOMER APPROVED BY		
Approvaled by	Checked by	Confirmed by

SUPPLIER SIGNATURE		
Approvaled by	Checked by	Prepared by
Andy		Cindy

ZX-QT-RD-0011-A1

Contents

Item		*Description*		*Page*
1.	·····	Cover	·····	1
2.	·····	Content	·····	2
3.	·····	Drawing	·····	3
4.	·····	Antenna Test Report	·····	4~8

REV	DATE	DESCRIPTION
X1	05/06-2023	New Issue

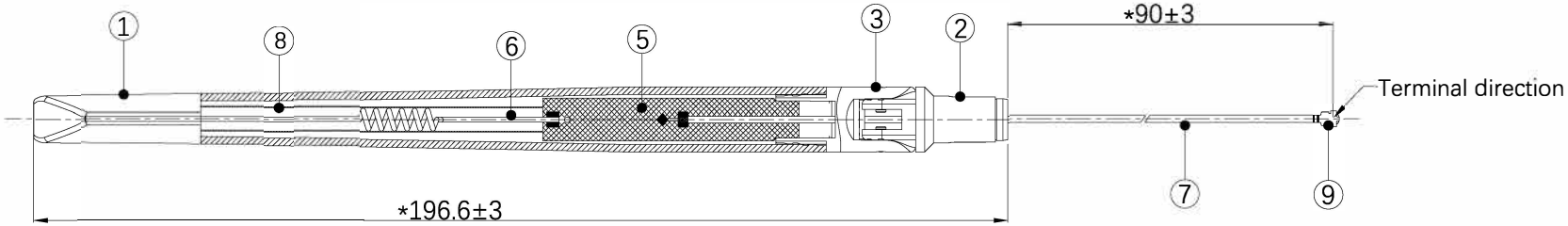

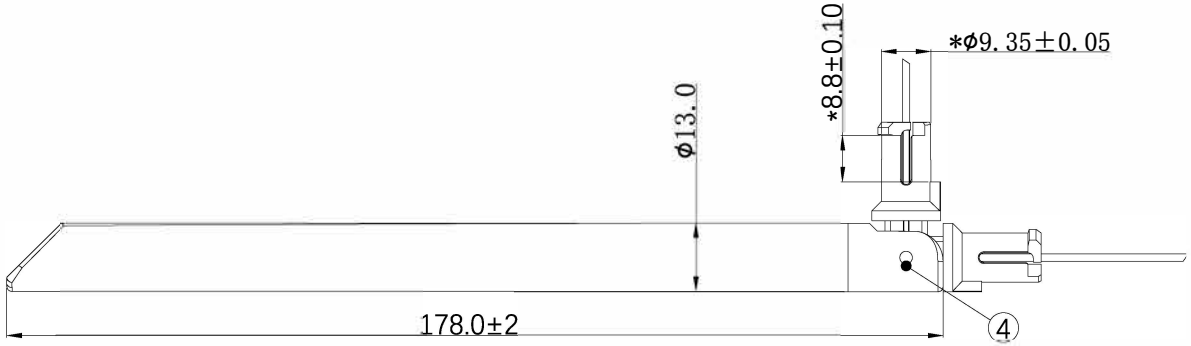

1.ELECTRICAL PROPERTIES:
  1.1 Frequency Range.....2.4-2.5GHz
  1.2 Impendance.....50 Ohm Nominal
  1.3 VSWR.....2.0(Max)
  1.4 Gain.....5.0 dBi
2.These Products are in conformity with ROHS 2.0;
3.With"*"Is Important Dimension.

NO	DESCRIPTION		Q'TY	REMARK
9	Conn	IPEX compatible	1	
8	Tube	Plastic, transparent	1	
7	Cable	ϕ1.37 Cable, Black,	1	
6	Spring	Brass	1	403-1-0032
5	PCB	FR4, Black Ink	1	501-1-0581(X1)
4	Rivet	POM, Color:Black	2	
3	Antenna Base	PC/PC+PBT, Color:Black	1	
2	Antenna Base	PC/PC+PBT, Color:Black, anti-wind	1	
1	Antenna Body	TPEE, Color:Black	1	

XXX.	±5.0	APPROVED	CUSTOMER:	
XX.	±3.0		PART NO:	
X.	±1.0	CHECKED	PART NAME: RF Antenna Assembly	
.X	±0.5		Z&X P/NO: 6346F00002	
.XX	±0.3	DRAWING yzq	REV / UNIT	FILE:
			X1 / mm	SHEET: 1/1

CUSTOMER'S SINGATURE

Signal Plus Technology Co., Ltd.

Antenna Test Report

Tel:021-54266190 Fax:021-54266191 Web:www.zxsignal.com

1. RF Fixture Experiment

1.1 Test Setup

1.1.1 VNA Test Setup

VSWR and Return Loss measurements (S11) were performed using an KeySight E5071C Network Analyzer. The isolation between antennas is also tested. The testing wasperformed with apparatus in free space.



1.1.2 Anechoic Chamber Test Setup

The gain of the antenna was measured in the anechoic chamber. The chamber provides less than –30 dB reflectivity from 400 MHz through 6 GHz. The chamber size is:7m*4m*3m.The measurement results are calibrated using a leaky wave horn standard. We can measure the antenna gain and efficiency accurately.



2.Antenna Solution

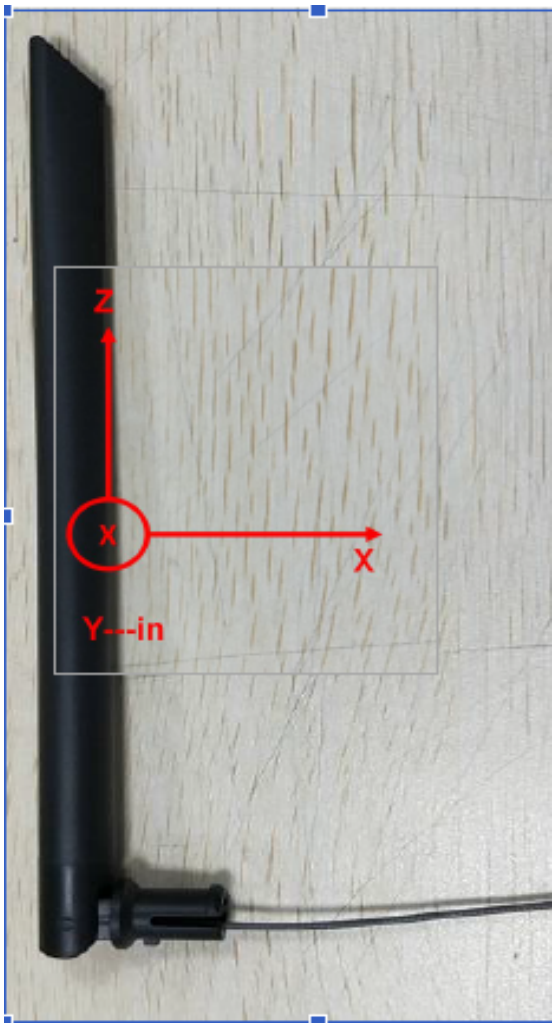

Data Preview

2.4G:

Freq.(MHz)	2400	2450	2500
VSWR	1.62	1.35	1.54
Gain(dBi)	5.07	5.45	5.21
Eff.	78.2%	79.3%	78.5%

S11

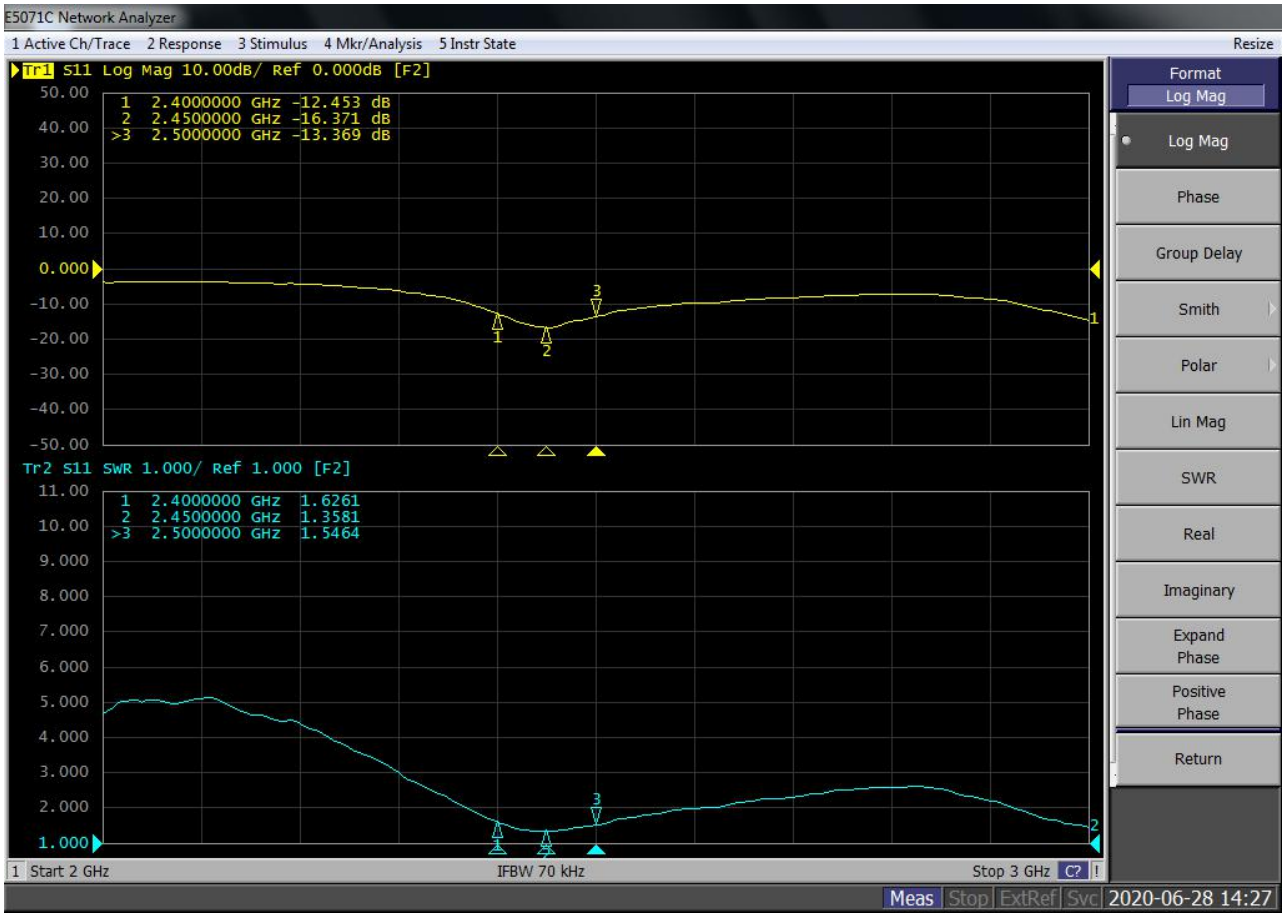

Radiation patterns:3D

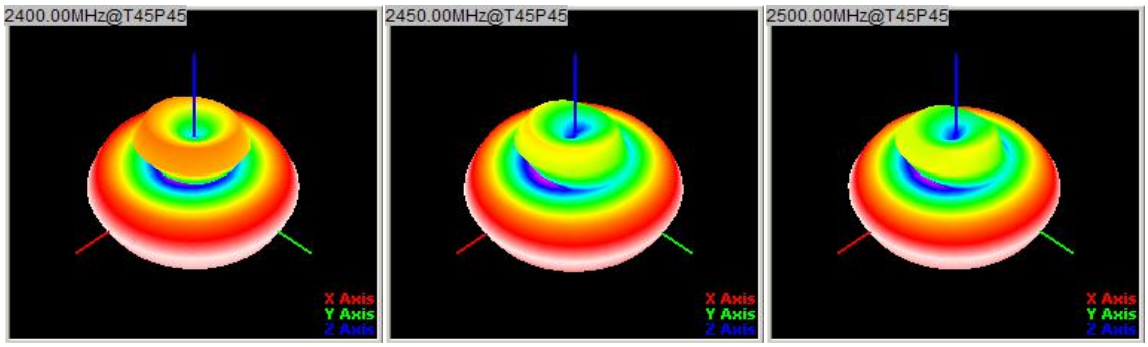

Radiation patterns:2D
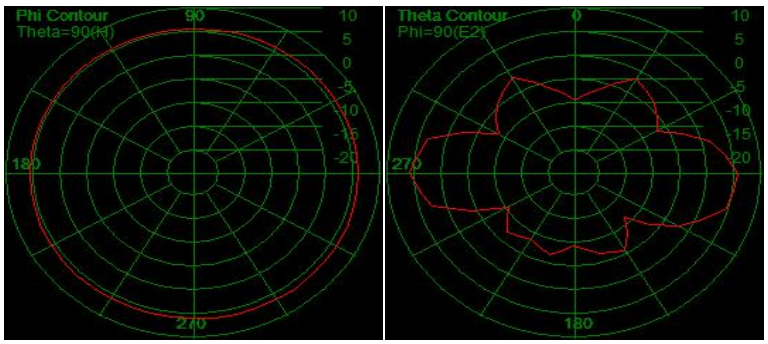
2450MHz