Signal Plus Technology Co., Ltd.

SPECIFICATION FOR APPROVAL

DATE: 2024.11.04

REV.: A

CUSTOMER:

CUSTOMER P/N:

External black WiFi 5GHz antenna with 1.37mm gray cable, L=250mm, with RF connector

PART NAME:

6346F00004

SUPPLIER P/N:

Q'TY: Pcs

Date: CUSTOMER APPROVED BY		
Approvaled by	Checked by	Confirmed by

SUPPLIER SIGNATURE		
Approvaled by	Checked by	Prepared by
Andy		Cindy

ZX-QT-RD-0011-A1

Contents

Item		*Description*		*Page*
1.	·····	Cover	·····	1
2.	·····	Content	·····	2
3.	·····	Drawing	·····	3
4.	·····	Antenna Test Report	·····	4~8

REV	DATE	DESCRIPTION
X1	05/06-2023	New Issue

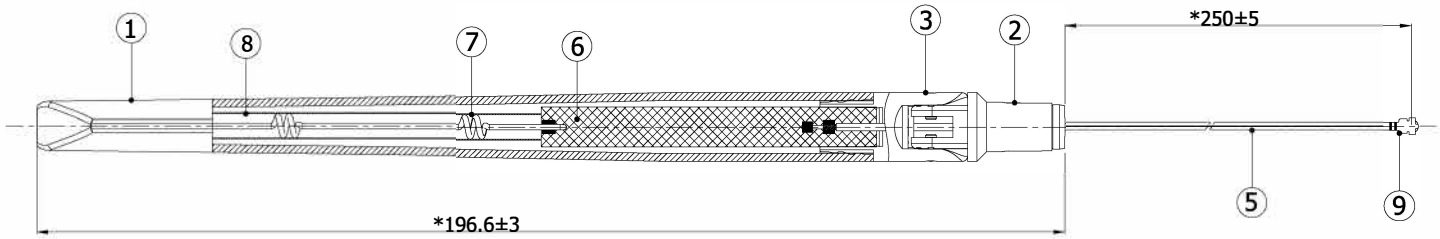

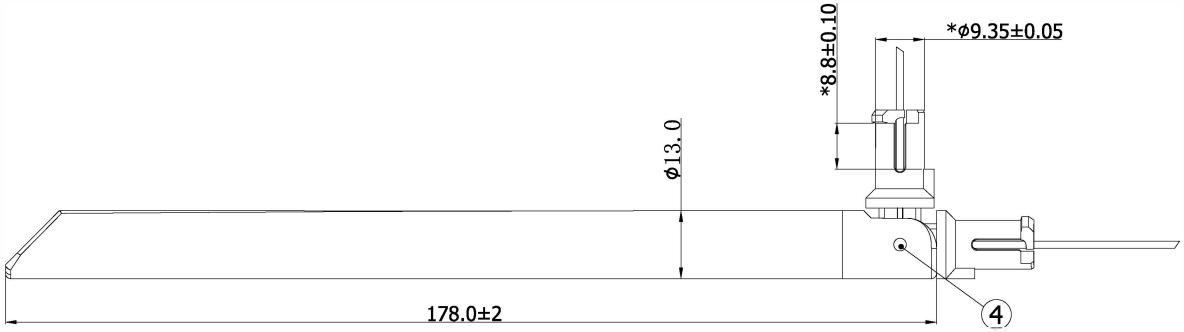

1.Specification:

Frequency Rang: 5.15-5.85GHz

VSWR:2.0 Max

Gain:5.0 dBi

2.These Products are in conformity with ROHS 2.0

3.With"*"Is Important Dimension.

NO	DESCRIPTION		Q'TY	REMARK
9	Conn	IPEX compatible	1	
8	Tube	Plastic, transparent	1	
7	Spring	Brass	1	403-1-0033
6	PCB	FR4, Black Ink	1	501-1-0474-X2
5	Cable	ϕ1.37 Cable, Gray,	1	
4	Rivet	POM, Color:Black	2	
3	Antenna Base	PC, Color:Black	1	
2	Antenna Base	PC/PC+PBT, Color:Black, anti-wind	1	
1	Antenna Body	TPEE, Color:Black	1	

CUSTOMER'S SINGATURE

XXX.	±3.0	APPROVED	
XX.	±2.0		
X.	±1.0	CHECKED	
.X	±0.5		
.XX	±0.2	DRAWING	yzq

CUSTOMER:

PART NO:

PART NAME: RF Antenna Assembly

Z&X P/NO: 6346F00004

REV	UNIT	FILE:
X1	mm	SHEET: 1/1

Signal Plus Technology Co.,Ltd.

Signal Plus Technology Co., Ltd.

Antenna Test Report

Tel:021-54266190 Fax:021-54266191 Web:www.zxsignal.com

1. RF Fixture Experiment

1.1 Test Setup

1.1.1 VNA Test Setup

VSWR and Return Loss measurements (S11) were performed using an KeySight E5071C Network Analyzer. The isolation between antennas is also tested. The testing wasperformed with apparatus in free space.



1.1.2 Anechoic Chamber Test Setup

The gain of the antenna was measured in the anechoic chamber. The chamber provides less than –30 dB reflectivity from 400 MHz through 6 GHz. The chamber size is:7m*4m*3m.The measurement results are calibrated using a leaky wave horn standard. We can measure the antenna gain and efficiency accurately.



2.Antenna Solution



Data Preview

5.8G:

Freq.(MHz)	5150	5250	5350	5450	5550	5650	5750	5850
VSWR	1.66	1.39	1.35	1.32	1.65	1.10	1.51	1.47
Gain(dBi)	4.72	4.81	4.85	4.89	4.82	4.82	4.79	4.71
Eff.	72.2%	71.3%	71.3%	71.3%	71.7%	72.8%	72.3%	70.1%

S11(5.8G)

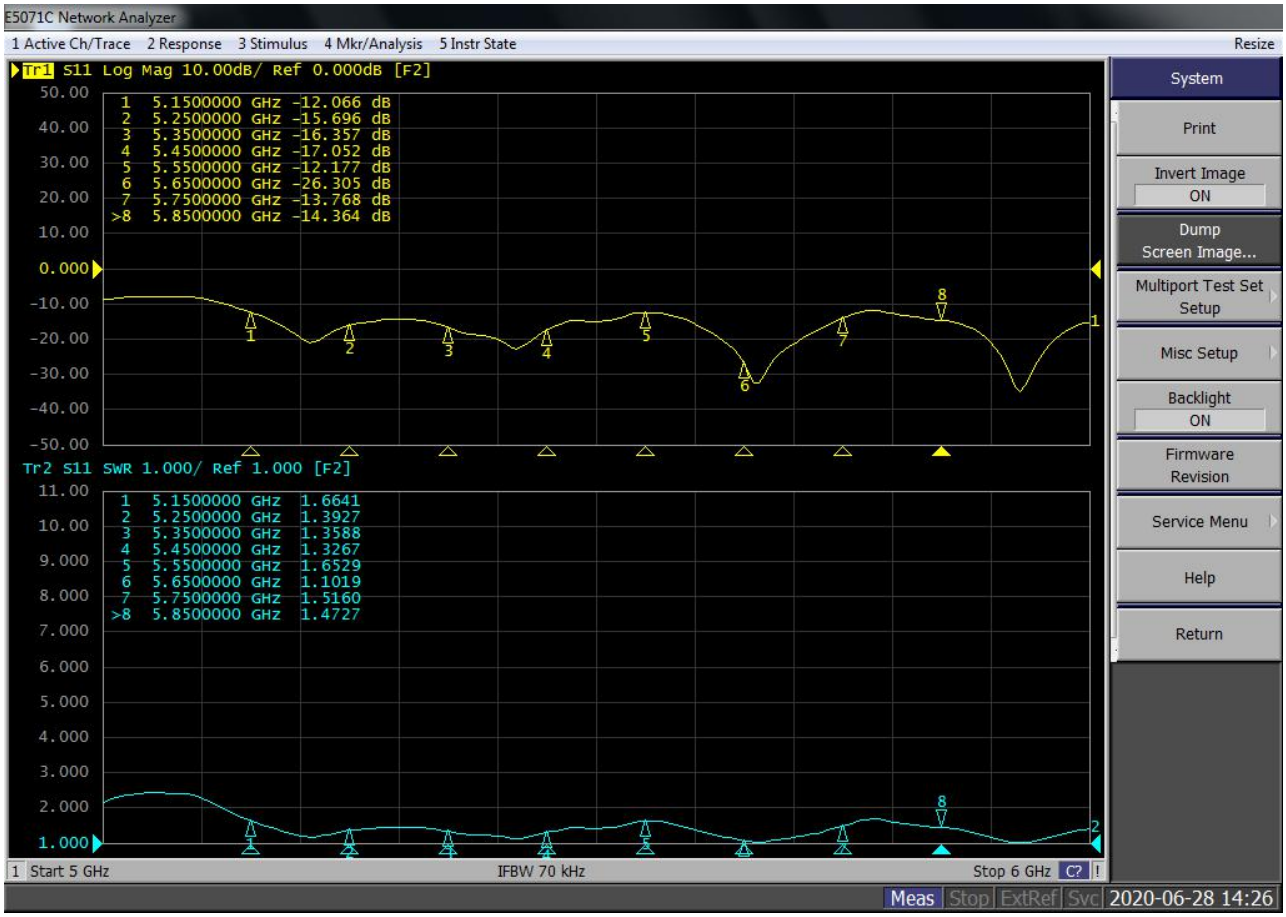

Radiation patterns:3D

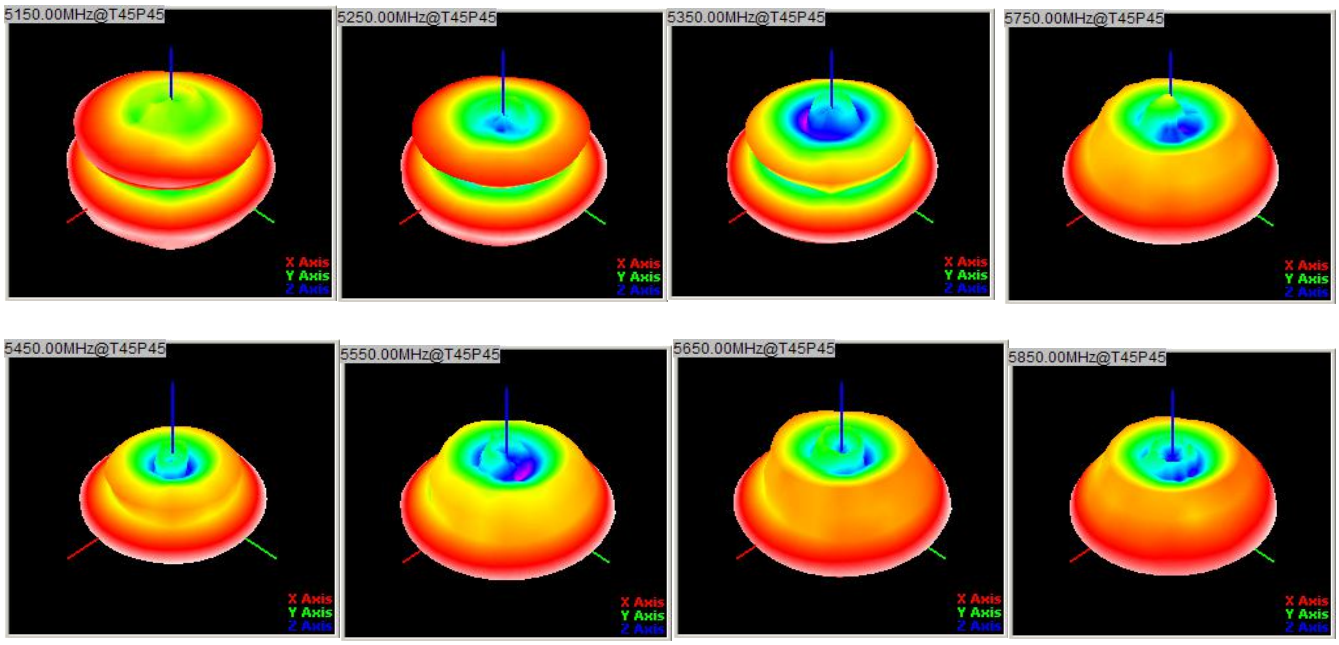

Radiation patterns:2D

5150MHz

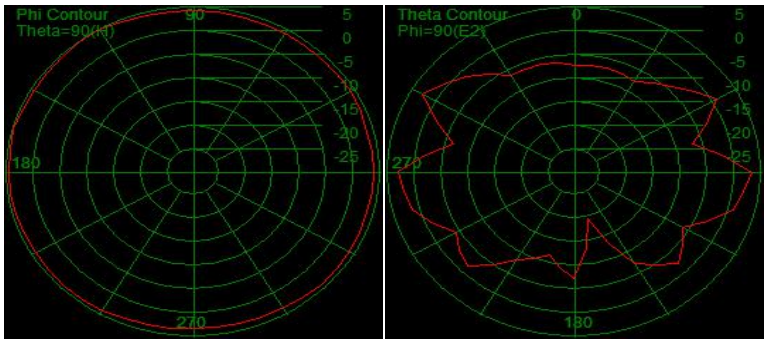

5550MHz

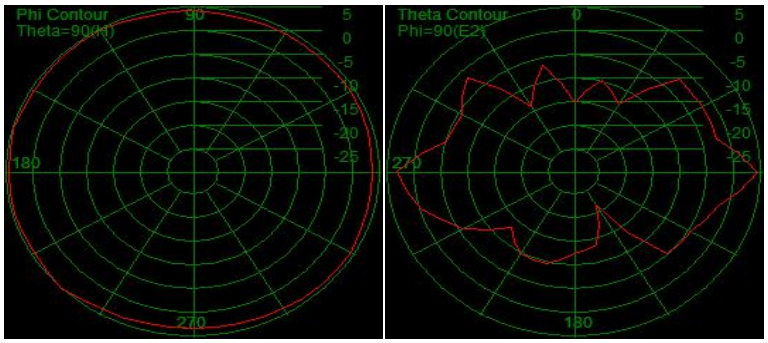
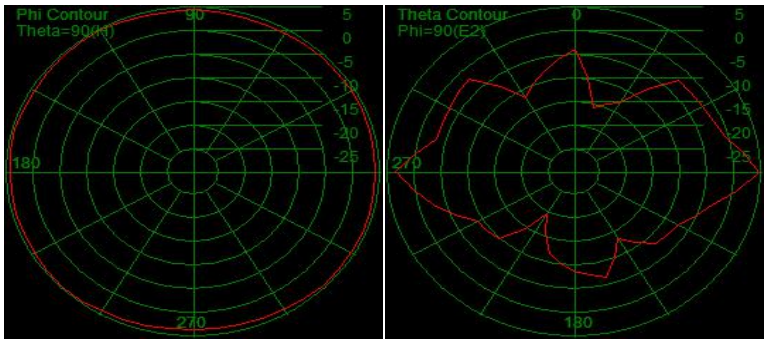
5850MHz