Conducted Emission Method

Test Result

TestMode	Antenna	Frequency[MHz]	FreqRange [MHz]	RefLevel [dBm]	Result [dBm]	Limit [dBm]	Verdict
DH5	Ant1	2402	0~Reference	2.14	2.14	---	PASS
DH5	Ant1	2402	30~1000	2.14	-57.07	≤-17.86	PASS
DH5	Ant1	2402	1000~26500	2.14	-40.13	≤-17.86	PASS
DH5	Ant1	2441	0~Reference	2.59	2.59	---	PASS
DH5	Ant1	2441	30~1000	2.59	-56.65	≤-17.41	PASS
DH5	Ant1	2441	1000~26500	2.59	-41.03	≤-17.41	PASS
DH5	Ant1	2480	0~Reference	0.12	0.12	---	PASS
DH5	Ant1	2480	30~1000	0.12	-56.41	≤-19.88	PASS
DH5	Ant1	2480	1000~26500	0.12	-36.5	≤-19.88	PASS
2DH5	Ant1	2402	0~Reference	-2.75	-2.75	---	PASS
2DH5	Ant1	2402	30~1000	-2.75	-56.85	≤-22.75	PASS
2DH5	Ant1	2402	1000~26500	-2.75	-42.08	≤-22.75	PASS
2DH5	Ant1	2441	0~Reference	2.70	2.70	---	PASS
2DH5	Ant1	2441	30~1000	2.70	-57.29	≤-17.3	PASS
2DH5	Ant1	2441	1000~26500	2.70	-41.46	≤-17.3	PASS
2DH5	Ant1	2480	0~Reference	0.77	0.77	---	PASS
2DH5	Ant1	2480	30~1000	0.77	-56.66	≤-19.23	PASS
2DH5	Ant1	2480	1000~26500	0.77	-41.27	≤-19.23	PASS
3DH5	Ant1	2402	0~Reference	1.27	1.27	---	PASS
3DH5	Ant1	2402	30~1000	1.27	-56.89	≤-18.73	PASS
3DH5	Ant1	2402	1000~26500	1.27	-40.73	≤-18.73	PASS
3DH5	Ant1	2441	0~Reference	3.17	3.17	---	PASS
3DH5	Ant1	2441	30~1000	3.17	-56.73	≤-16.83	PASS
3DH5	Ant1	2441	1000~26500	3.17	-41.36	≤-16.83	PASS
3DH5	Ant1	2480	0~Reference	0.00	0.00	---	PASS
3DH5	Ant1	2480	30~1000	0.00	-56.93	≤-20	PASS
3DH5	Ant1	2480	1000~26500	0.00	-42.22	≤-20	PASS

Test Graphs:

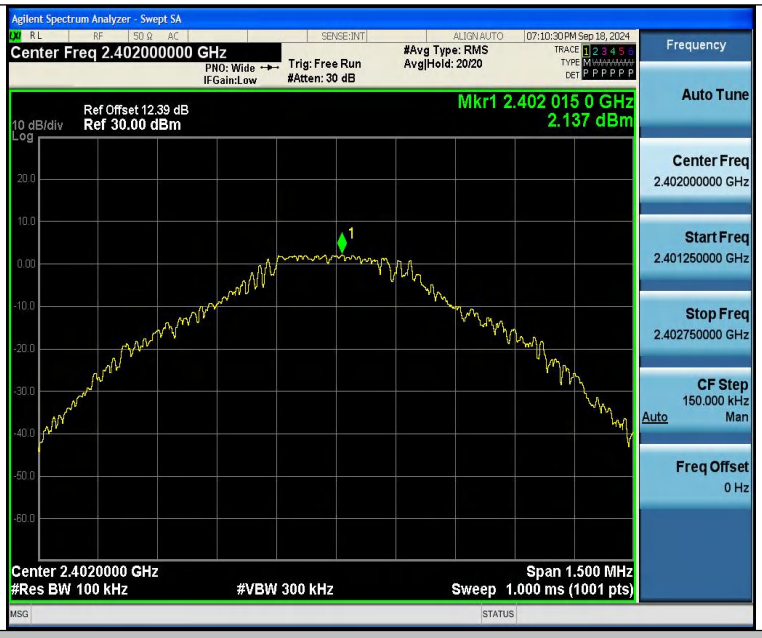

DH5-Ant1-2402-0~Reference-PASS

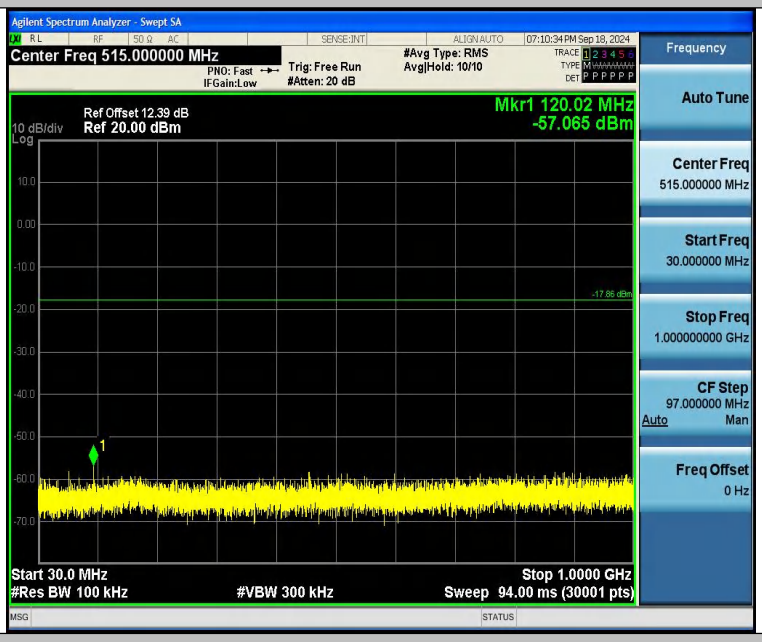

DH5-Ant1-2402-30~1000-PASS

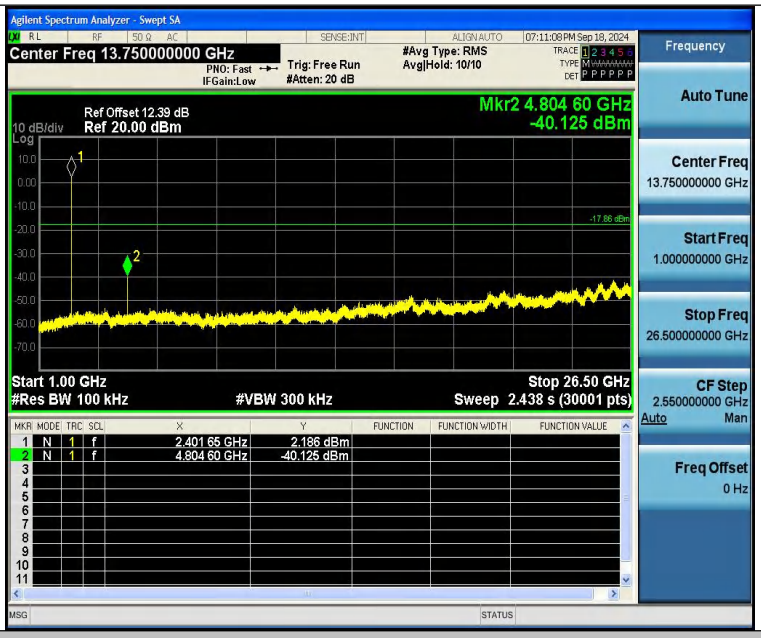

DH5-Ant1-2402-1000~26500-PASS

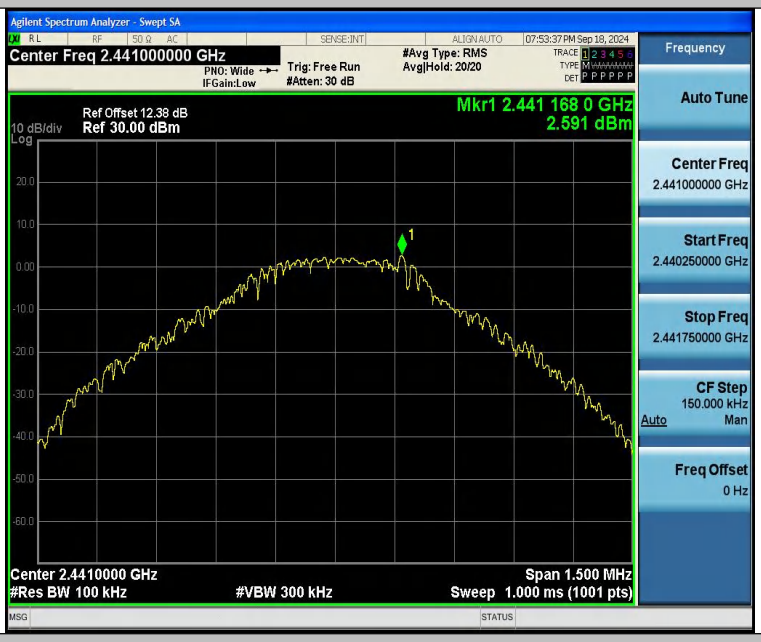

DH5-Ant1-2441-0~Reference-PASS

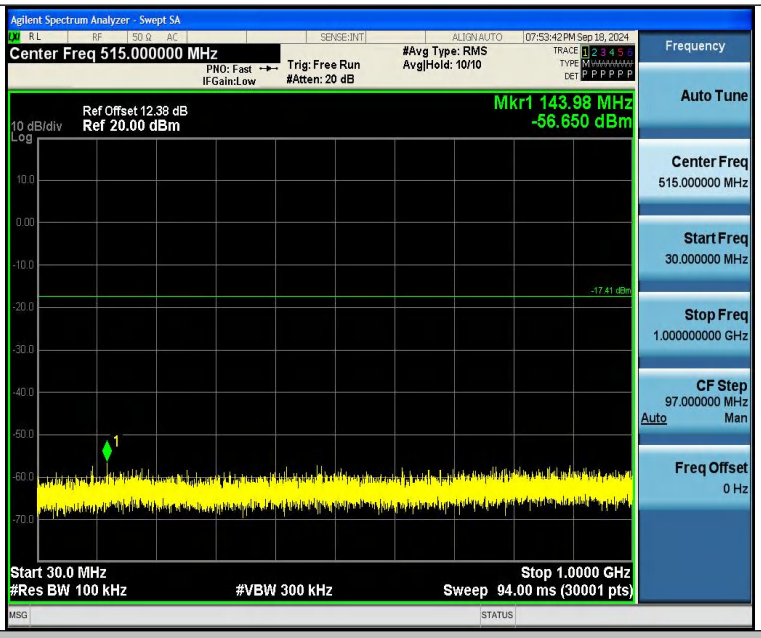

DH5-Ant1-2441-30~1000-PASS

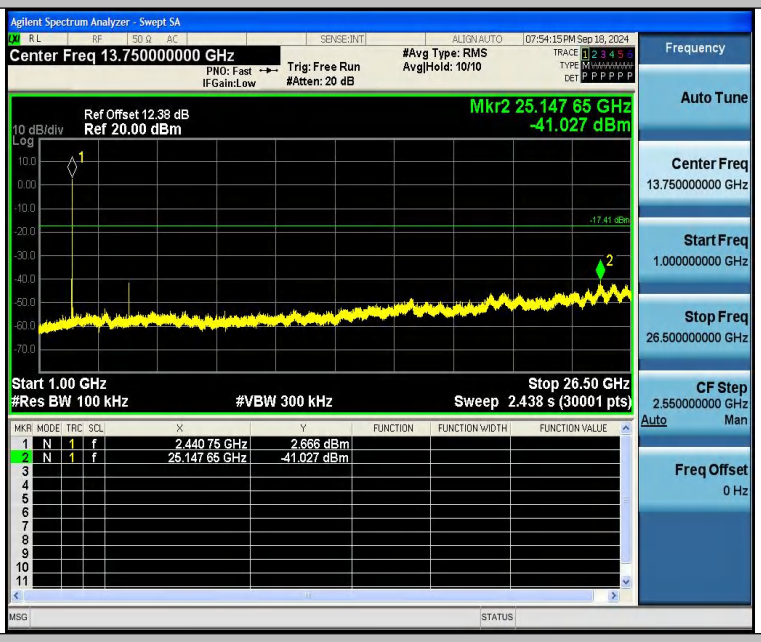

DH5-Ant1-2441-1000~26500-PASS

DH5-Ant1-2480-0~Reference-PASS

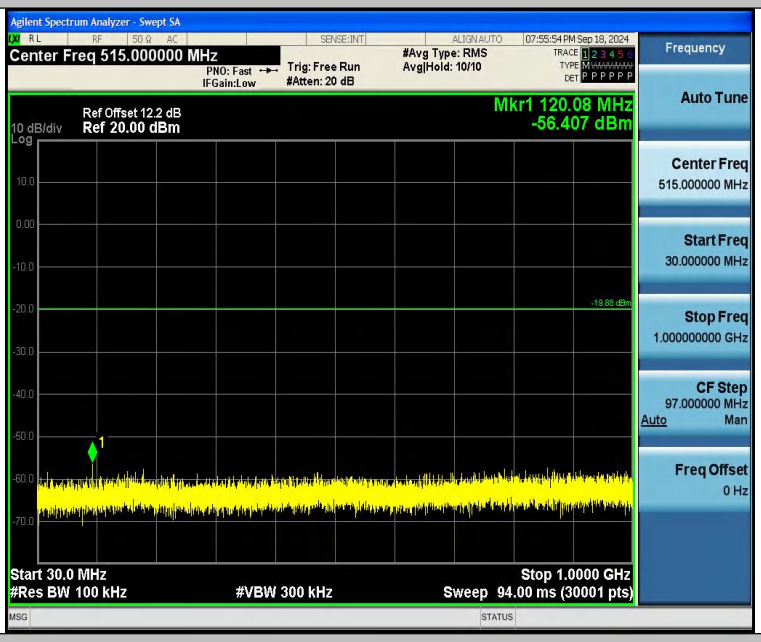

DH5-Ant1-2480-30~1000-PASS

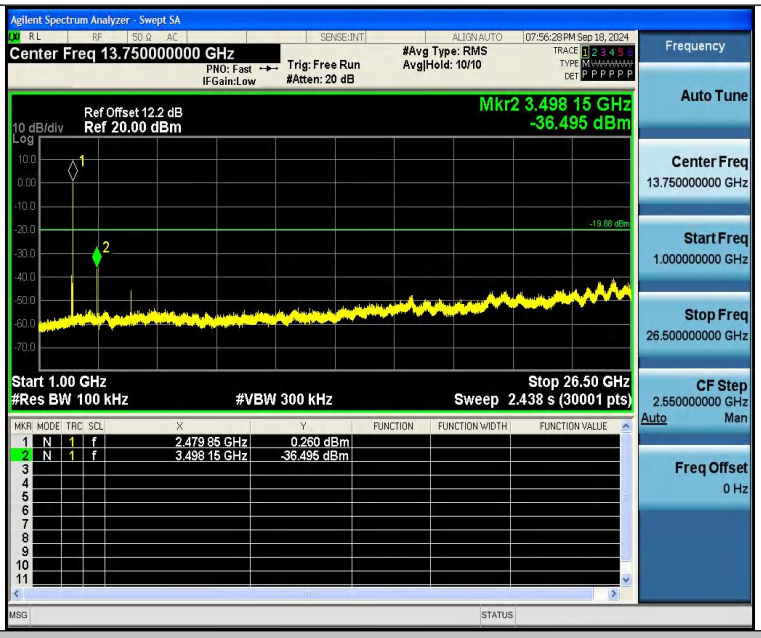

DH5-Ant1-2480-1000~26500-PASS

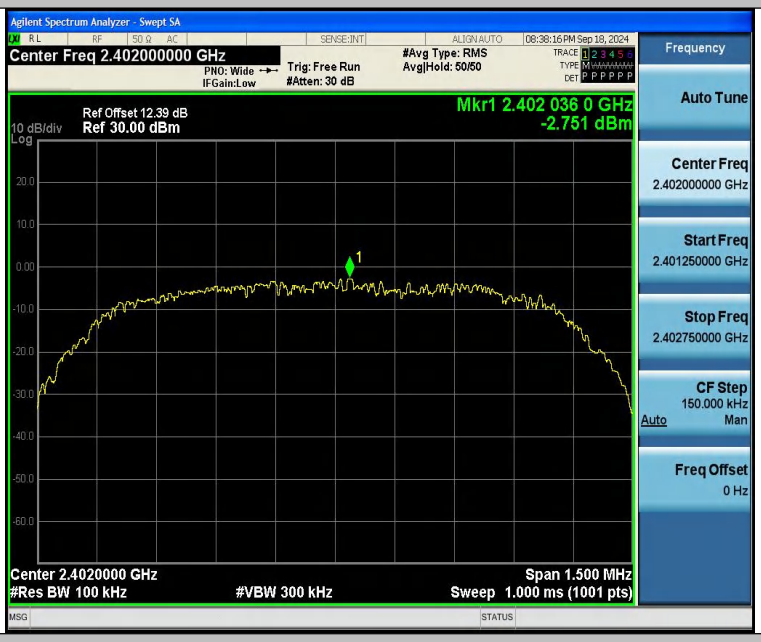

2DH5-Ant1-2402-0~Reference-PASS

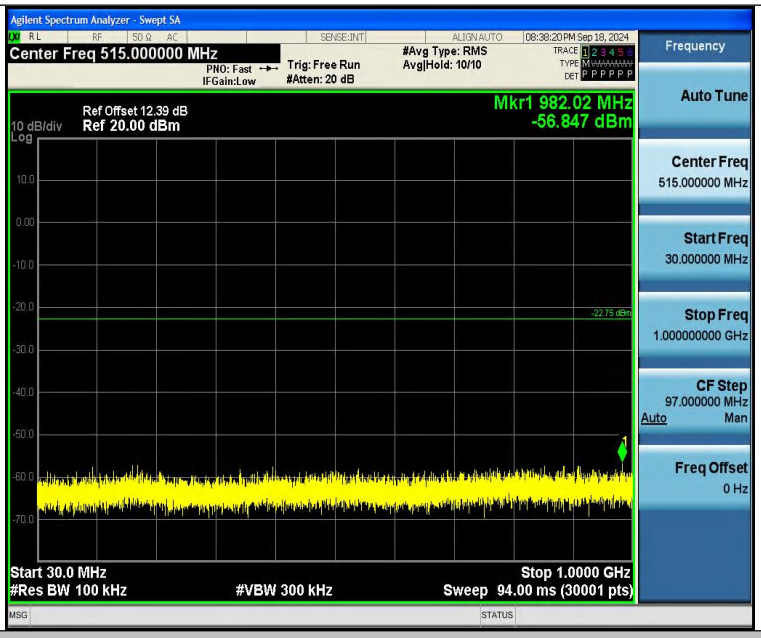

2DH5-Ant1-2402-30~1000-PASS

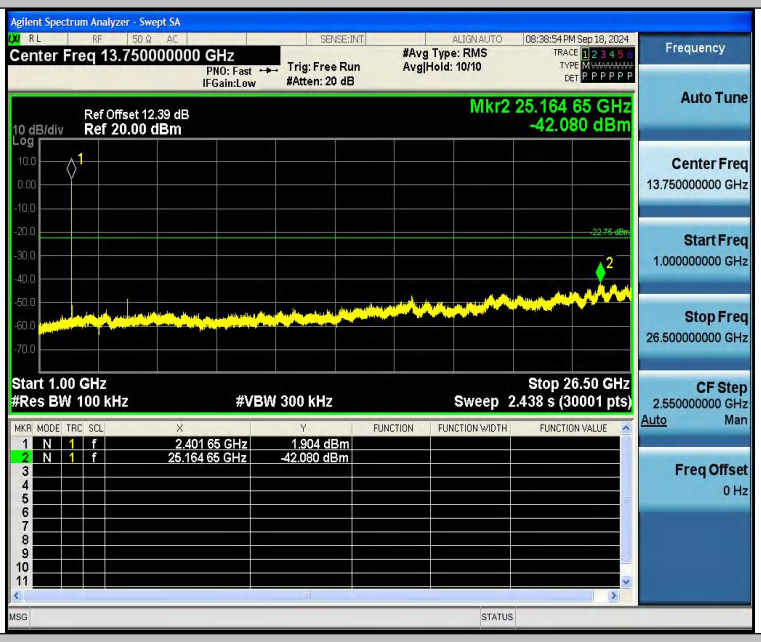

2DH5-Ant1-2402-1000~26500-PASS

2DH5-Ant1-2441-0~Reference-PASS

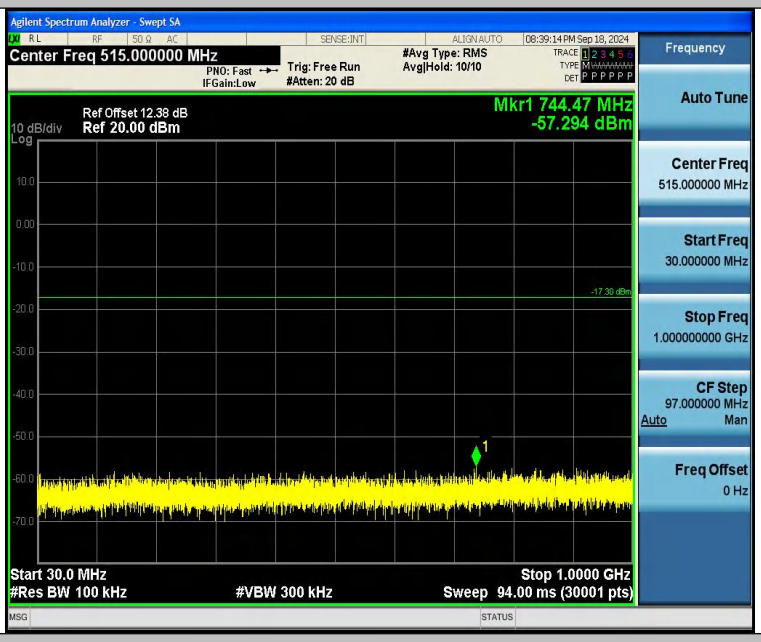

2DH5-Ant1-2441-30~1000-PASS

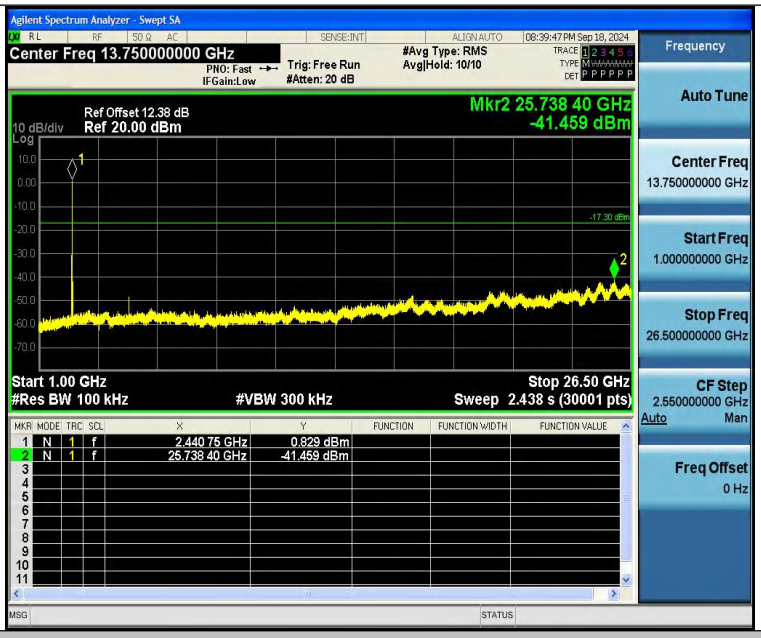

2DH5-Ant1-2441-1000~26500-PASS

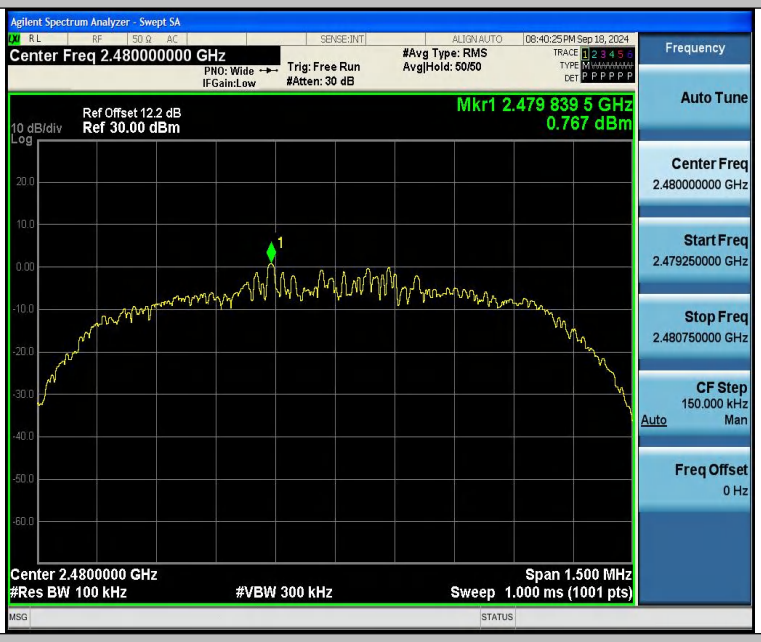

2DH5-Ant1-2480-0~Reference-PASS

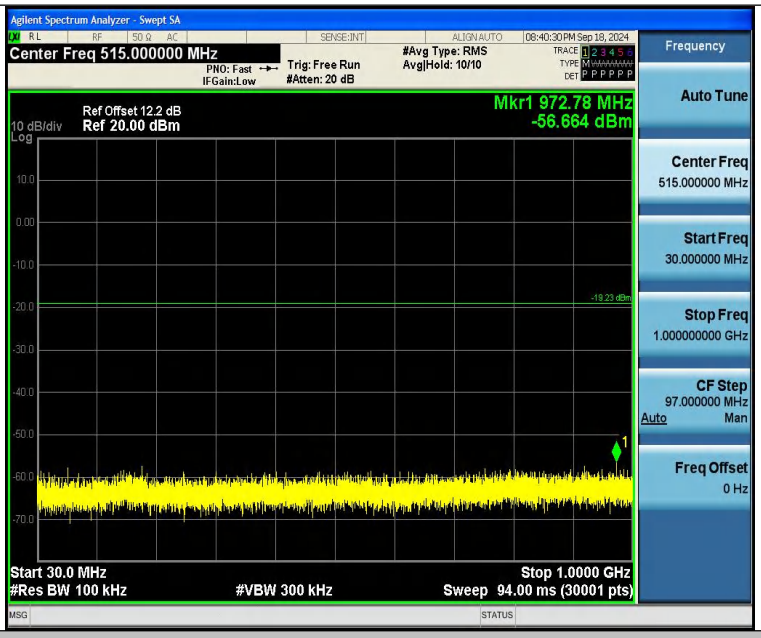

2DH5-Ant1-2480-30~1000-PASS

2DH5-Ant1-2480-1000~26500-PASS

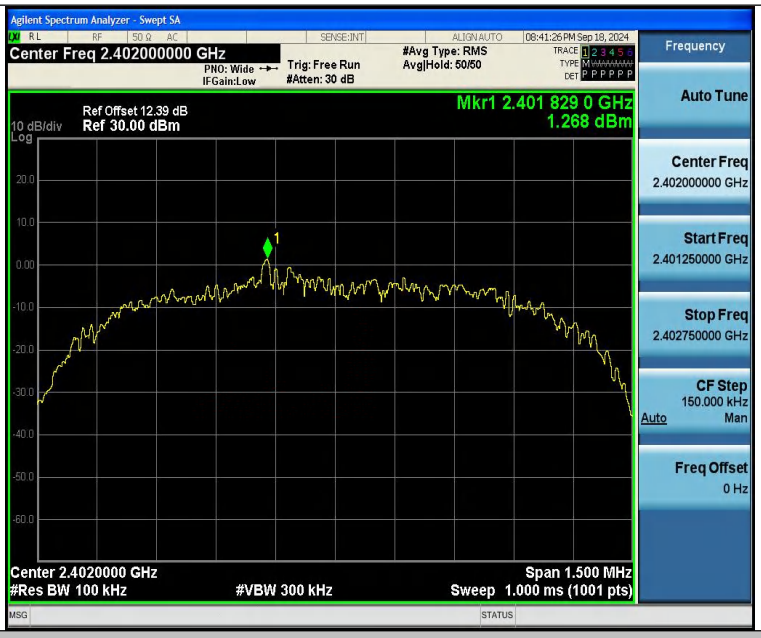

3DH5-Ant1-2402-0~Reference-PASS

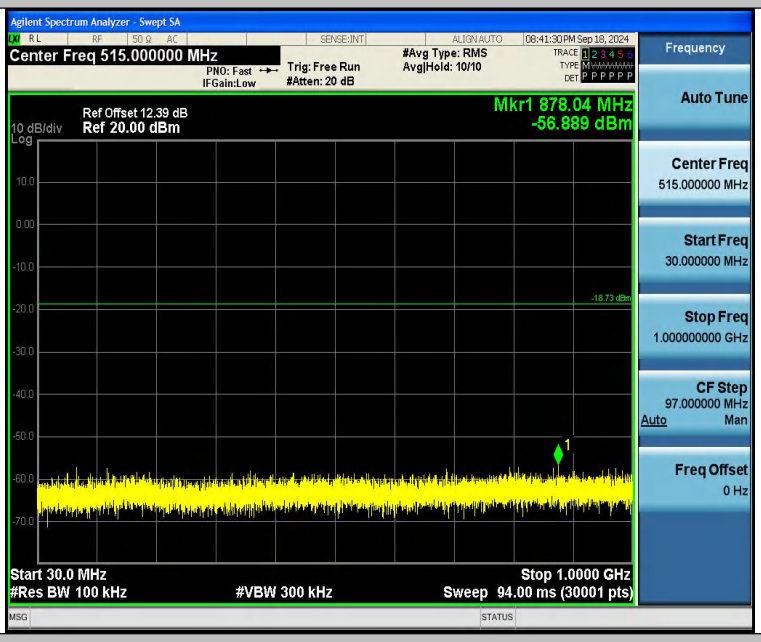

3DH5-Ant1-2402-30~1000-PASS

3DH5-Ant1-2402-1000~26500-PASS

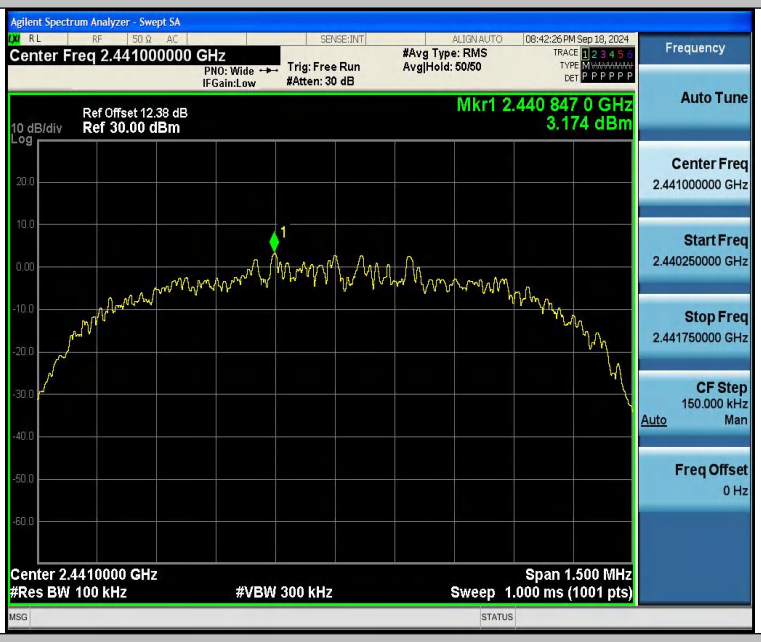

3DH5-Ant1-2441-0~Reference-PASS

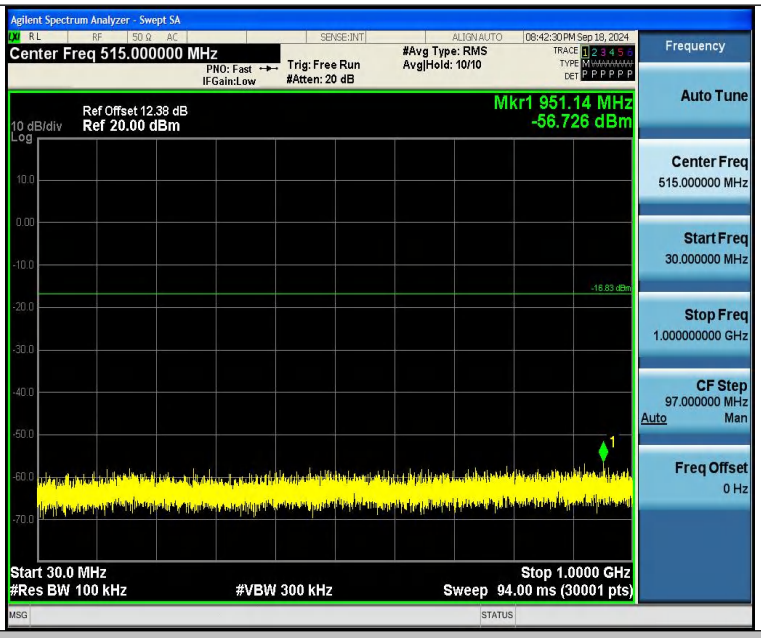

3DH5-Ant1-2441-30~1000-PASS

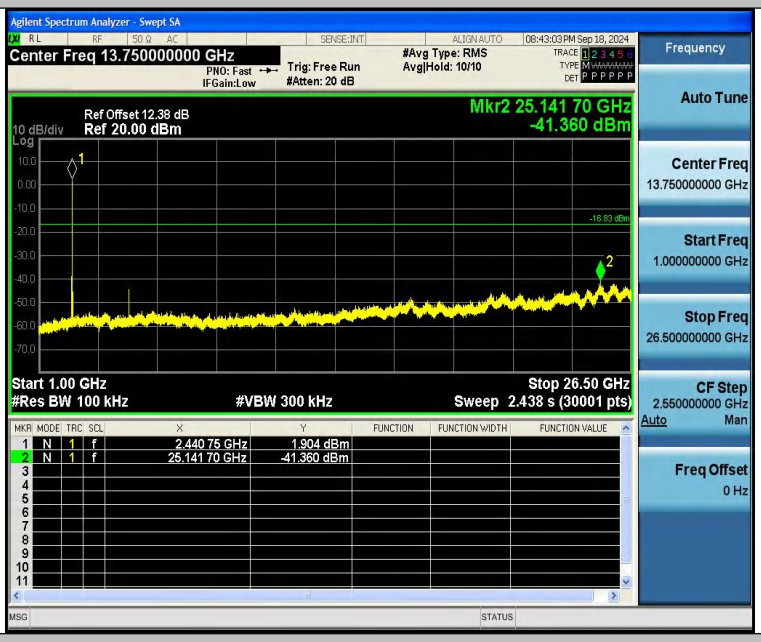

3DH5-Ant1-2441-1000~26500-PASS

3DH5-Ant1-2480-0~Reference-PASS

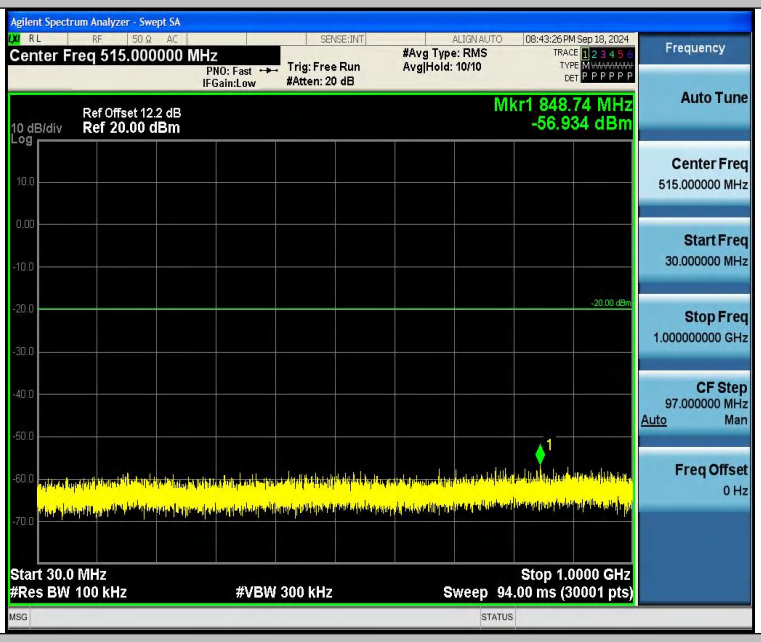

3DH5-Ant1-2480-30~1000-PASS

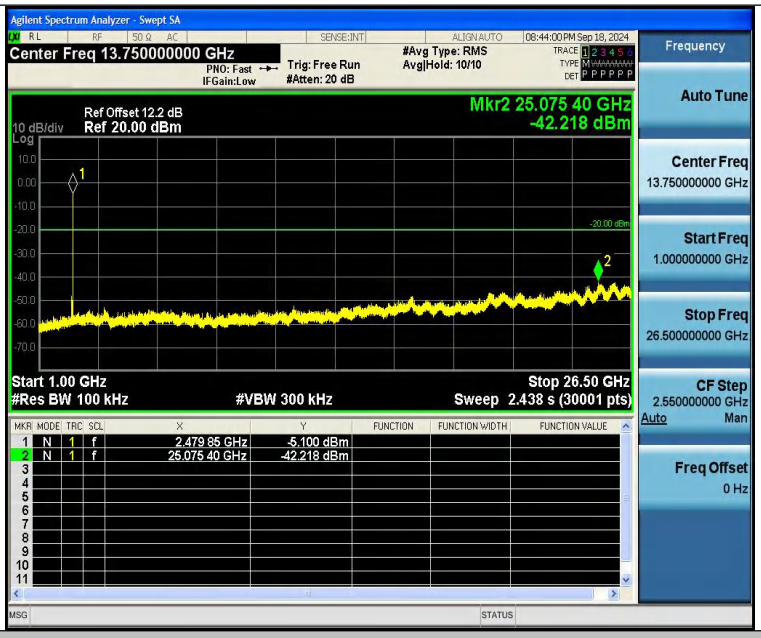

3DH5-Ant1-2480-1000~26500-PASS

14 Antenna Requirement

14.1 Test Standard and Requirement

Test Standard	FCC Part15 Section 15.203 /247(c)
Requirement	1) 15.203 requirement: An intentional radiator shall be designed to ensure that no antenna other than that furnished by the responsible party shall be used with the device. The use of a permanently attached antenna or of an antenna that uses a unique coupling to the intentional radiator, the manufacturer may design the unit so that a broken antenna can be replaced by the user, but the use of a standard antenna jack or electrical connector is prohibited. 2) 15.247(c) (1)(i) requirement: Systems operating in the 2400-2483.5 MHz band that is used exclusively for fixed. Point-to-point operations may employ transmitting antennas with directional gain greater than 6dBi provided the maximum conducted output power of the intentional radiator is reduced by 1 dB for every 3 dB that the directional gain of the antenna exceeds 6 dBi.

14.2 Antenna Connected Construction

The antenna is External Antenna which permanently attached, and the best case gain of the antenna is 1.95dBi. It complies with the standard requirement.

15 APPENDIX I -- TEST SETUP PHOTOGRAPH

Conducted Emissions

Radiated Emissions
From 30M-1GHz



Above 1GHz



16 APPENDIX II -- EUT PHOTOGRAPH






AOACE





GEFO
IGABYTE

P550B
GIGABYTE
GEFORCE RTX

KingBank

RoHS

KingBank




















intel
1cm

A04-01



********THE END REPORT********