Appendix FCC Test Data

Report No. : DLE-250423002R

EUT: Bluetooth Earphone

M/N: ERAZER HT88

Standard:FCC Part15 Subpart C, Section 15.247

Test Power Supply: DC 3.7V

Ambient Condition: 25 ℃, 45 %RH, 101.3 kPa

Test Date: Apr. 22, 2025 **Test Engineer:** Ken Tan

Appendix A: 20dB Emission Bandwidth

Test Result

TestMode	Antenna	Channel	20db EBW[MHz]
DH5	Ant1	2402	1.050
		2441	0.969
		2480	1.065
2DH5	Ant1	2402	1.281
		2441	1.272
		2480	1.290
3DH5	Ant1	2402	1.266
		2441	1.269
		2480	1.248

Test Graphs

DH5_Ant1_2402

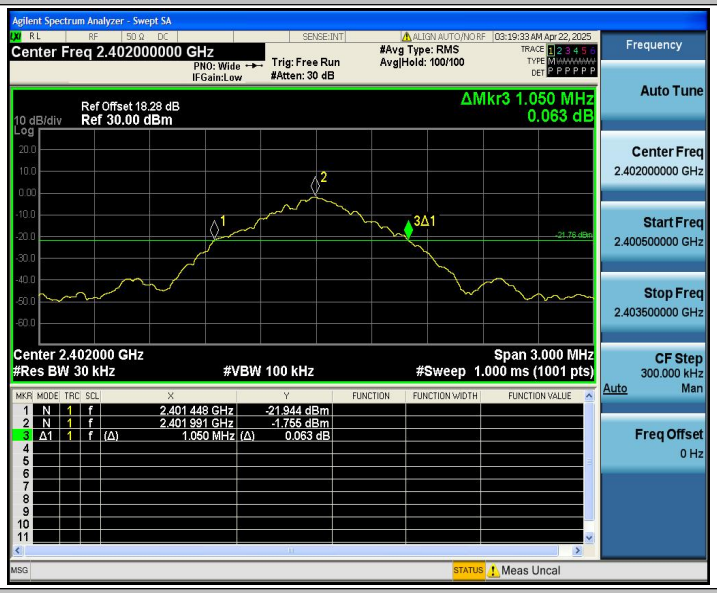

DH5_Ant1_2441

DH5_Ant1_2480

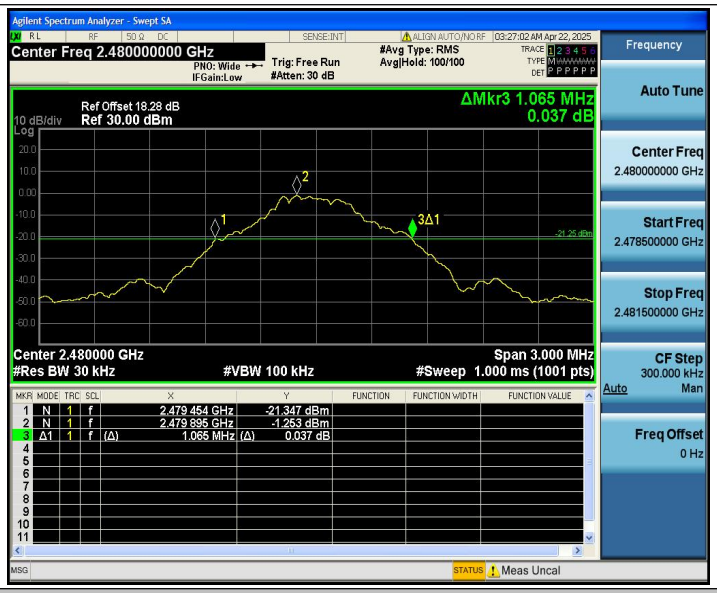

2DH5_Ant1_2402

2DH5_Ant1_2441

2DH5_Ant1_2480

3DH5_Ant1_2402

3DH5_Ant1_2441

3DH5_Ant1_2480

Appendix B: Occupied Channel Bandwidth

Test Result

TestMode	Antenna	Channel	OCB [MHz]	FL[MHz]	FH[MHz]
DH5	Ant1	2402	0.89417	2401.5852	2402.4794
		2441	0.95483	2440.5312	2441.4860
		2480	0.88945	2479.5396	2480.4291
2DH5	Ant1	2402	1.1982	2401.4019	2402.6001
		2441	1.1906	2440.3978	2441.5884
		2480	1.1983	2479.3955	2480.5938
3DH5	Ant1	2402	1.1912	2401.3965	2402.5877
		2441	1.1461	2440.4318	2441.5779
		2480	1.1600	2479.4292	2480.5892

Test Graphs

DH5_Ant1_2402

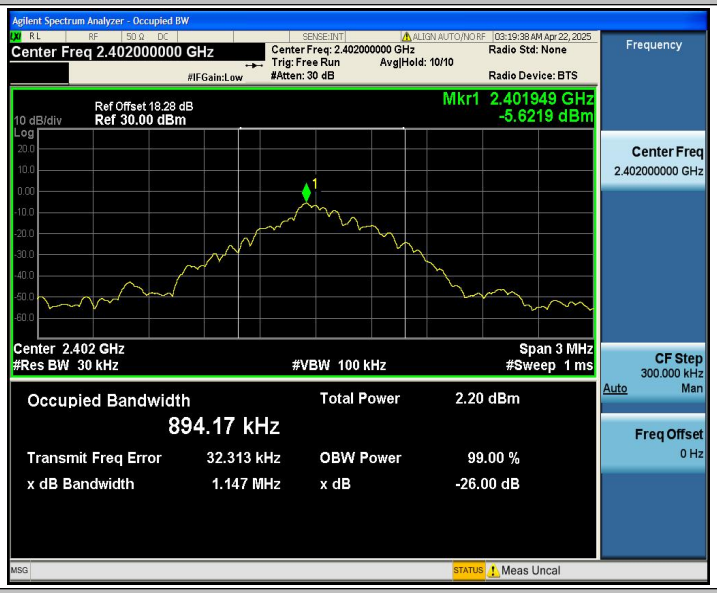

DH5_Ant1_2441

DH5_Ant1_2480

2DH5_Ant1_2402

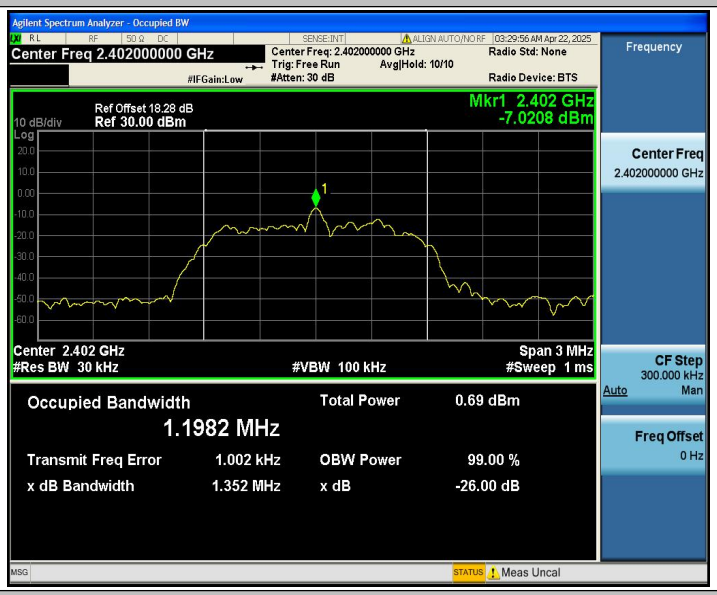

2DH5_Ant1_2441

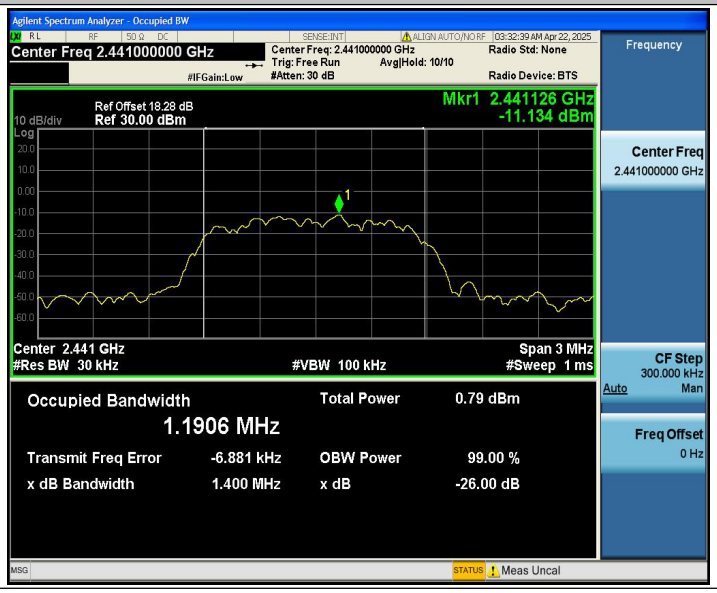

2DH5_Ant1_2480

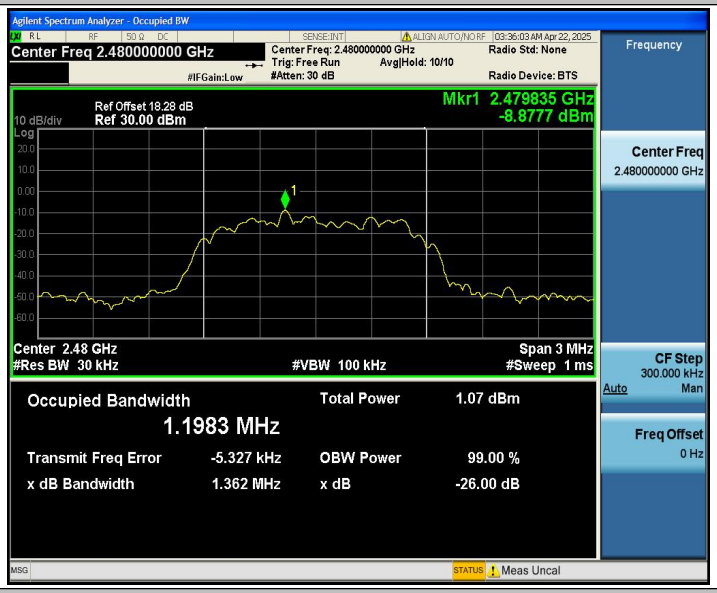

3DH5_Ant1_2402

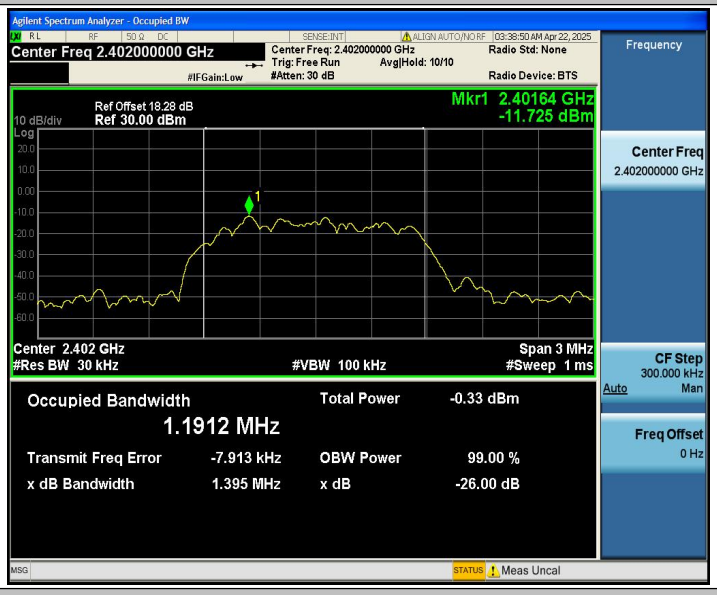

3DH5_Ant1_2441

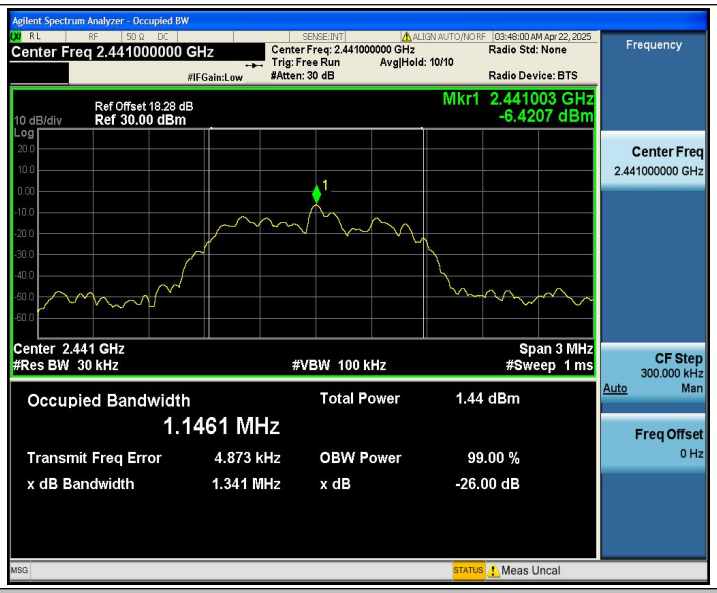

3DH5_Ant1_2480

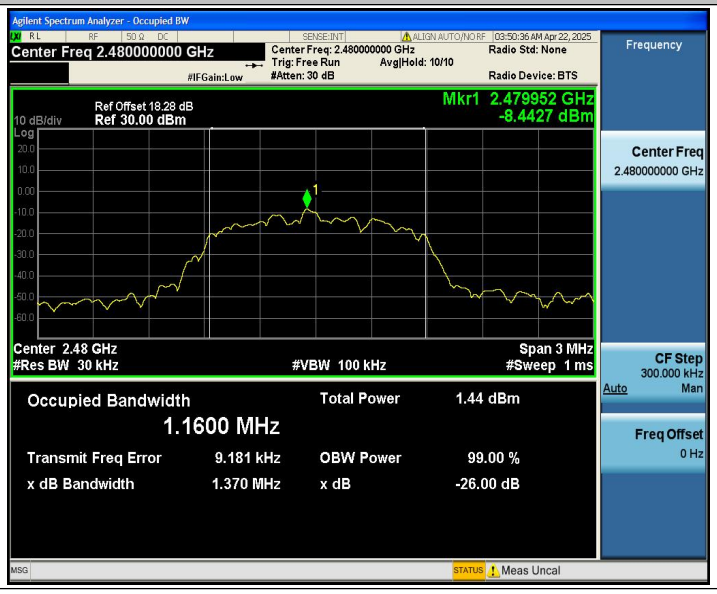

Appendix C: Maximum conducted output power

Test Result Peak

Test Mode	Antenna	Channel	Conducted Peak Powert[dBm]	Conducted Limit[dBm]	Verdict
DH5	Ant1	2402	4.00	≤20.97	PASS
		2441	4.27	≤20.97	PASS
		2480	4.78	≤20.97	PASS
2DH5	Ant1	2402	3.98	≤20.97	PASS
		2441	4.34	≤20.97	PASS
		2480	4.84	≤20.97	PASS
3DH5	Ant1	2402	4.10	≤20.97	PASS
		2441	4.47	≤20.97	PASS
		2480	4.96	≤20.97	PASS

Test Graphs

DH5_Ant1_2402

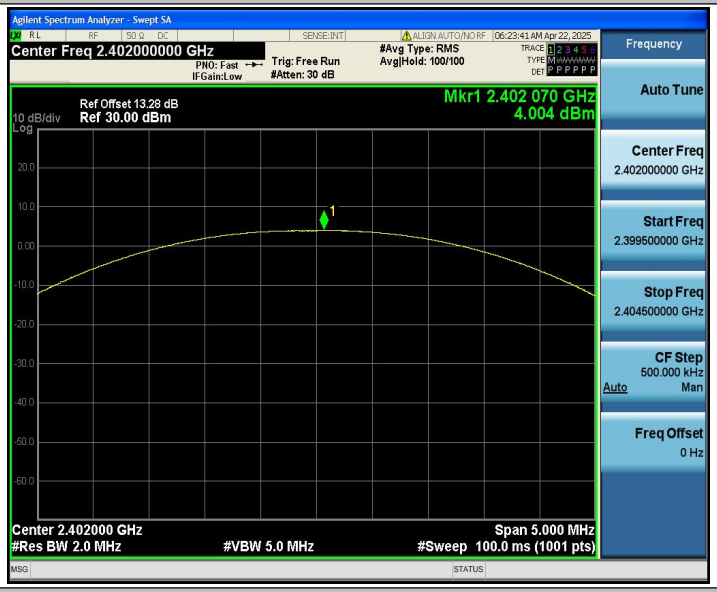

DH5_Ant1_2441

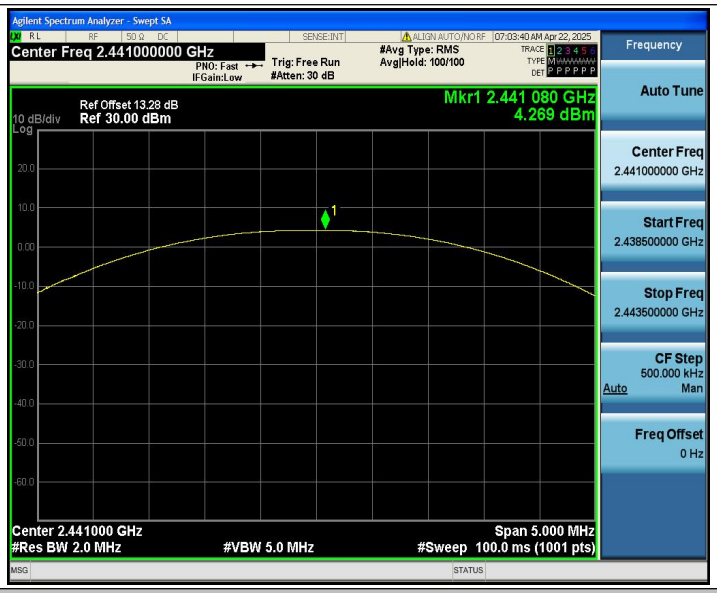

DH5_Ant1_2480

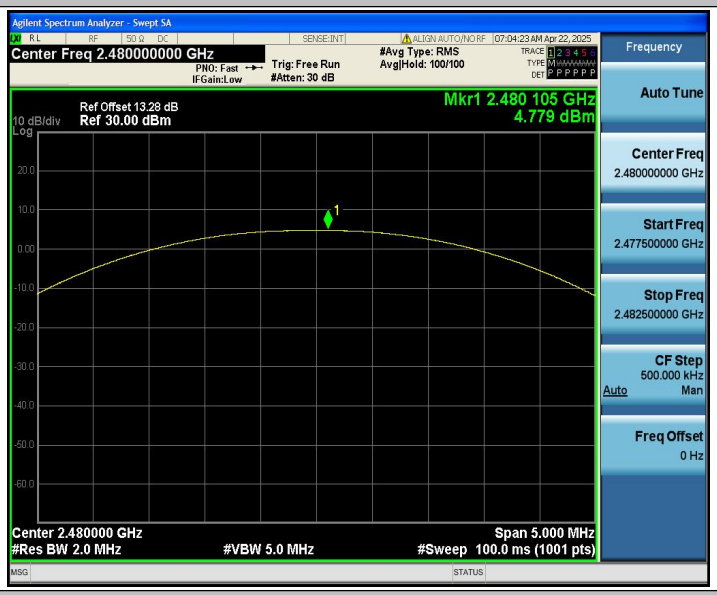

2DH5_Ant1_2402

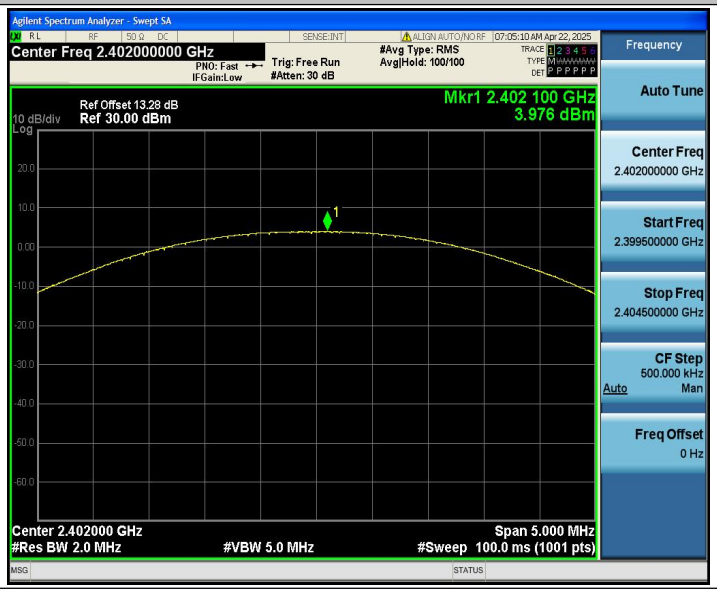

2DH5_Ant1_2441

2DH5_Ant1_2480

3DH5_Ant1_2402

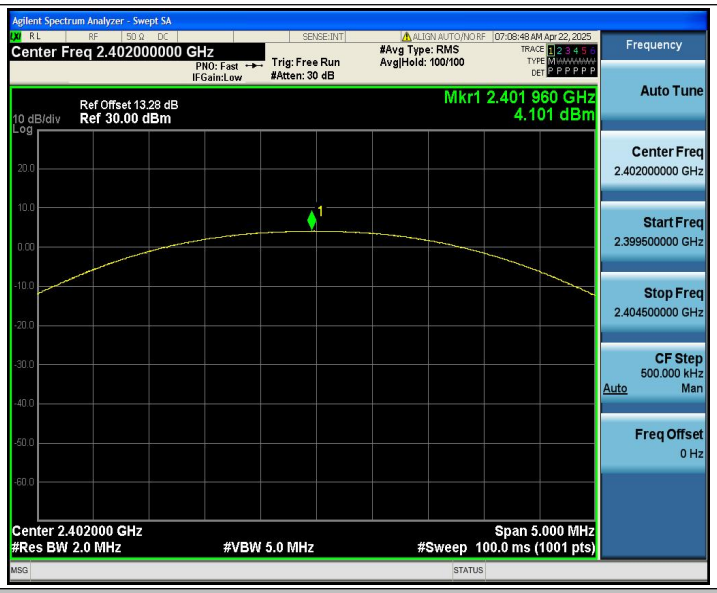

3DH5_Ant1_2441

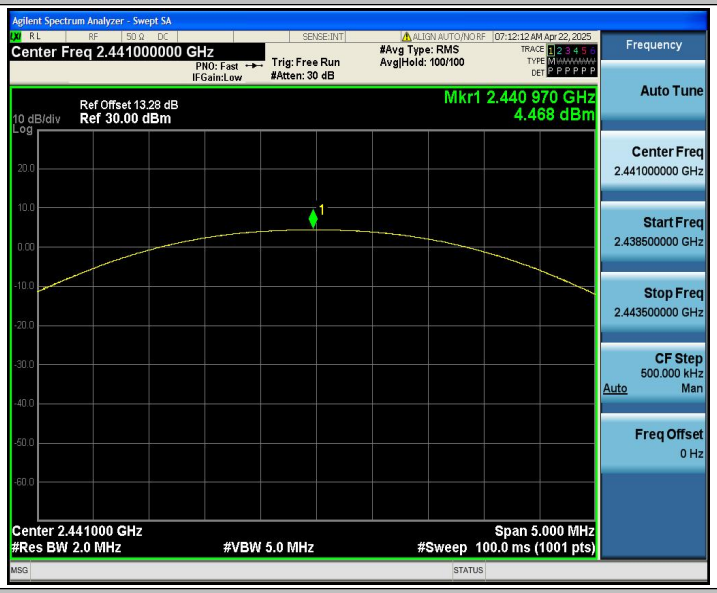

3DH5_Ant1_2480

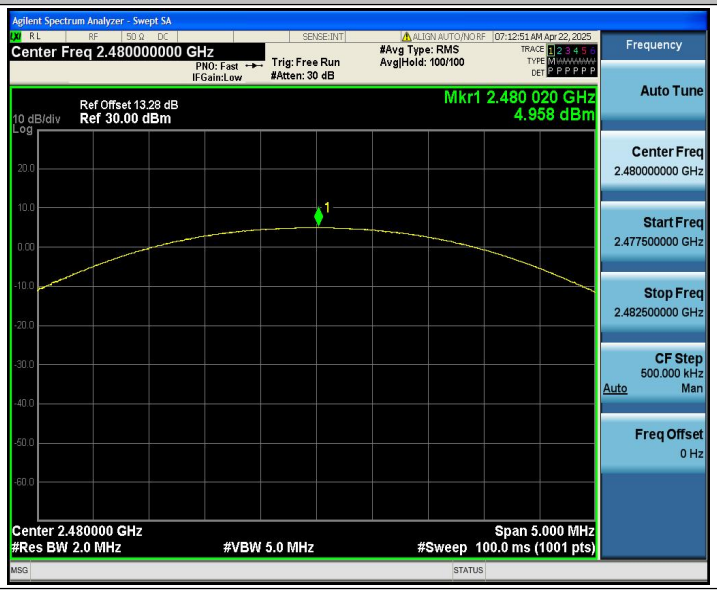

Appendix D: Carrier frequency separation

Test Result

TestMode	Antenna	Channel	Result[dBm]	Limit[dBm]	Verdict
DH5	Ant1	Hop	0.846	≥0.710	PASS
2DH5	Ant1	Hop	1.144	≥0.860	PASS
3DH5	Ant1	Hop	1.016	≥0.846	PASS

Test Graphs

DH5_Ant1_Hop

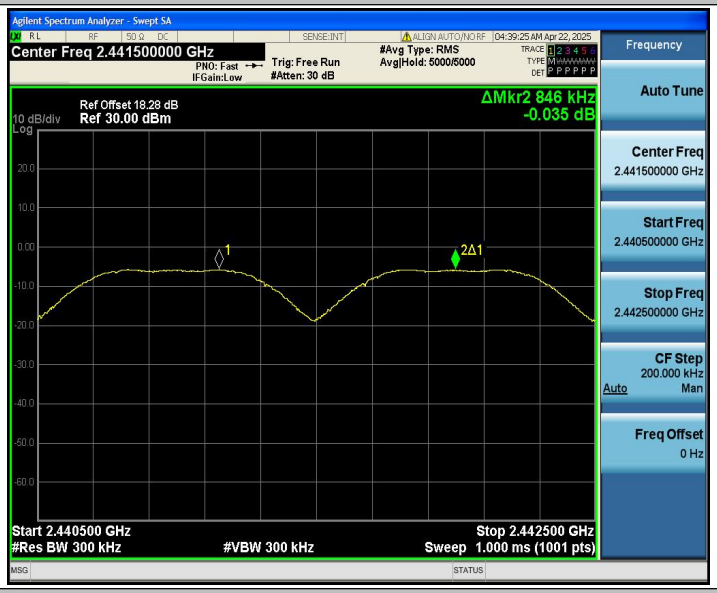

2DH5_Ant1_Hop

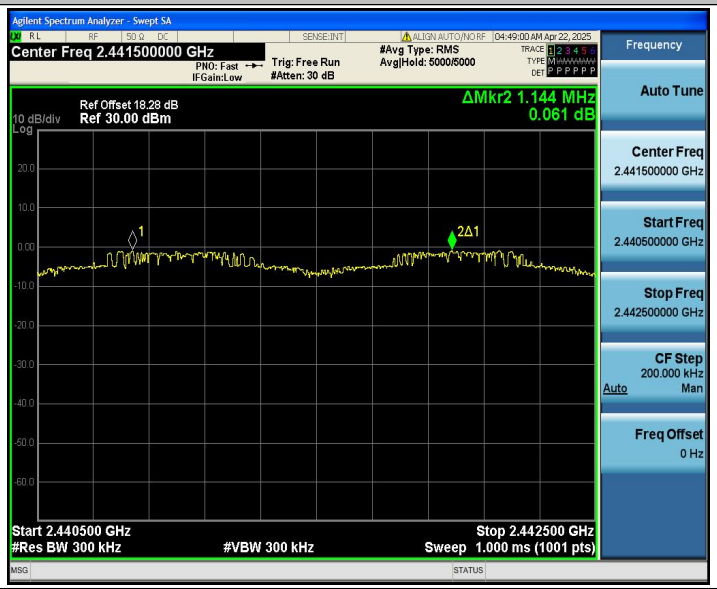

3DH5_Ant1_Hop

Agilent Spectrum Analyzer - Swept SA
Center Freq 2.441500000 GHz
PNO: Fast
IFGain:Low
Trig: Free Run
#Atten: 30 dB
#Avg Type: RMS
Avg|Hold: 5000/5000
04:53:38 AM Apr 22, 2025
Ref Offset 18.28 dB
10 dB/div
Ref 30.00 dBm
Log
ΔMkr2 1.016 MHz
0.032 dB
Start 2.440500 GHz
#Res BW 300 kHz
#VBW 300 kHz
Stop 2.442500 GHz
Sweep 1.000 ms (1001 pts)
Frequency
Auto Tune
Center Freq
2.441500000 GHz
Start Freq
2.440500000 GHz
Stop Freq
2.442500000 GHz
CF Step
200.000 kHz
Auto
Man
Freq Offset
0 Hz

Appendix E: Time of occupancy

Test Result

TestMode	Antenna	Channel	BurstWidth [ms]	TotalHops [Num]	Result[s]	Limit[s]	Verdict
DH1	Ant1	Hop	0.370	320	0.118	≤0.4	PASS
DH3	Ant1	Hop	1.620	160	0.259	≤0.4	PASS
DH5	Ant1	Hop	2.866	106.67	0.306	≤0.4	PASS
2DH1	Ant1	Hop	0.379	320	0.121	≤0.4	PASS
2DH3	Ant1	Hop	1.631	160	0.261	≤0.4	PASS
2DH5	Ant1	Hop	2.879	106.67	0.307	≤0.4	PASS
3DH1	Ant1	Hop	0.377	320	0.121	≤0.4	PASS
3DH3	Ant1	Hop	1.629	160	0.261	≤0.4	PASS
3DH5	Ant1	Hop	2.880	106.67	0.307	≤0.4	PASS

Test Graphs

DH1_Ant1_Hop

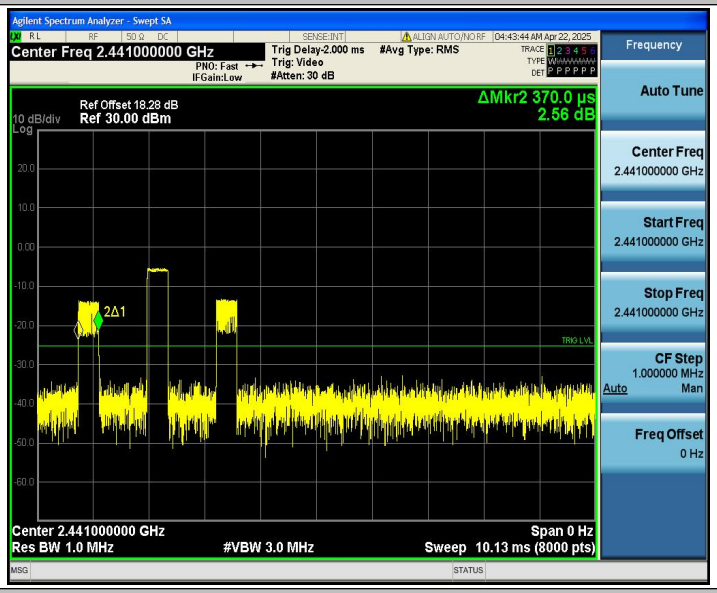

DH3_Ant1_Hop

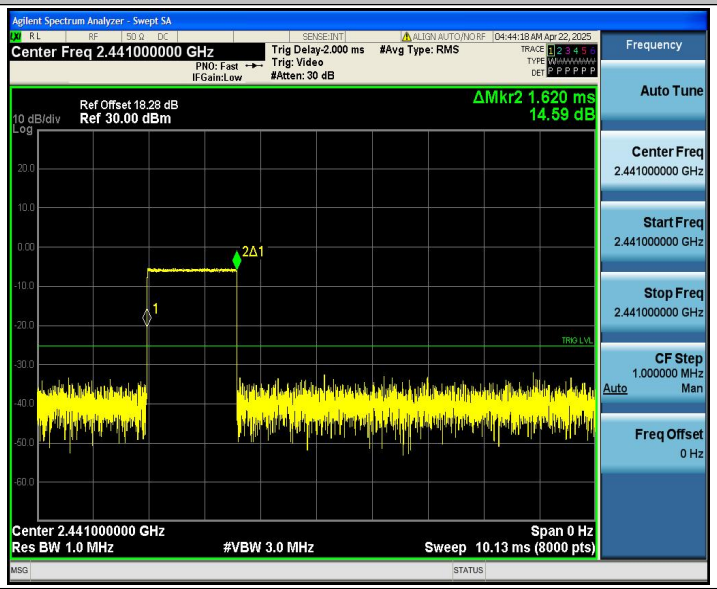

DH5_Ant1_Hop

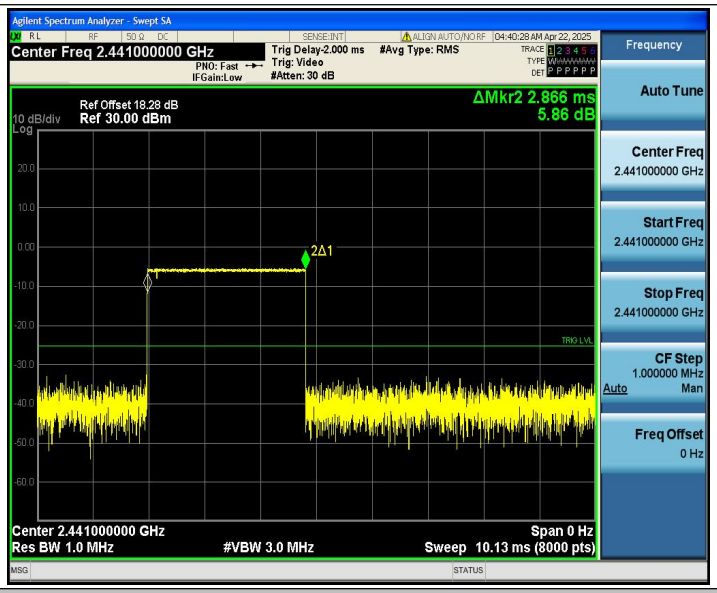

2DH1_Ant1_Hop

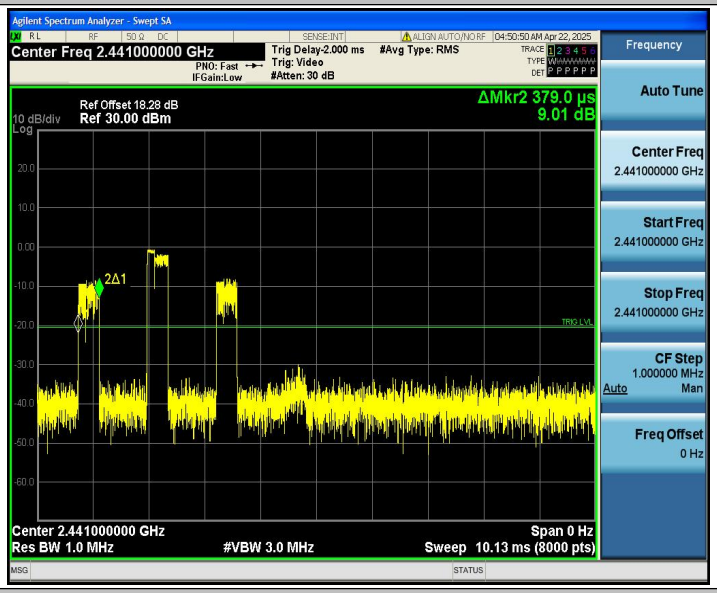

2DH3_Ant1_Hop

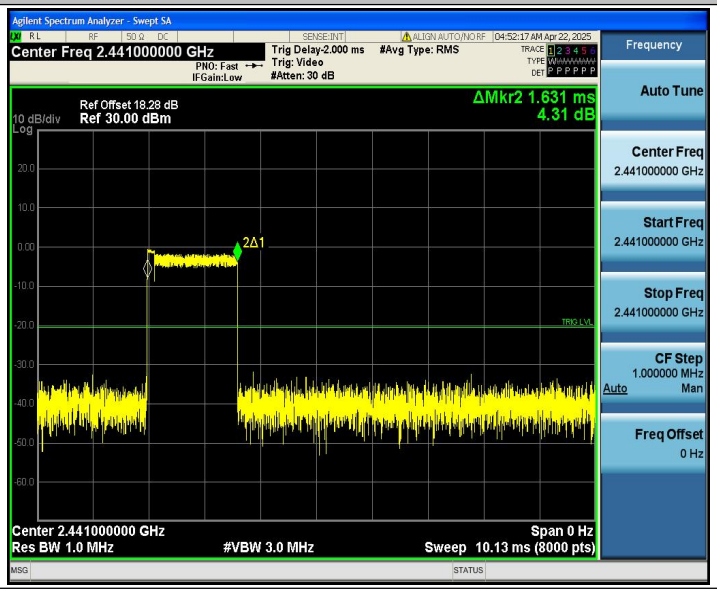

2DH5_Ant1_Hop

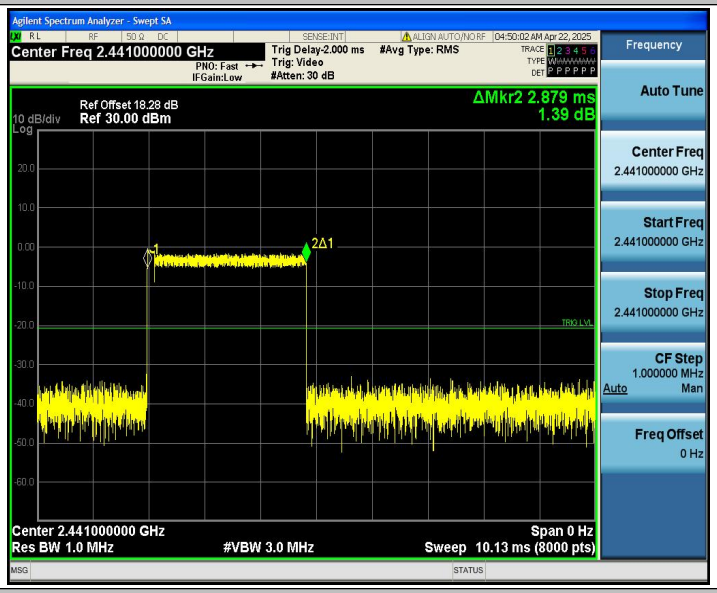

3DH1_Ant1_Hop

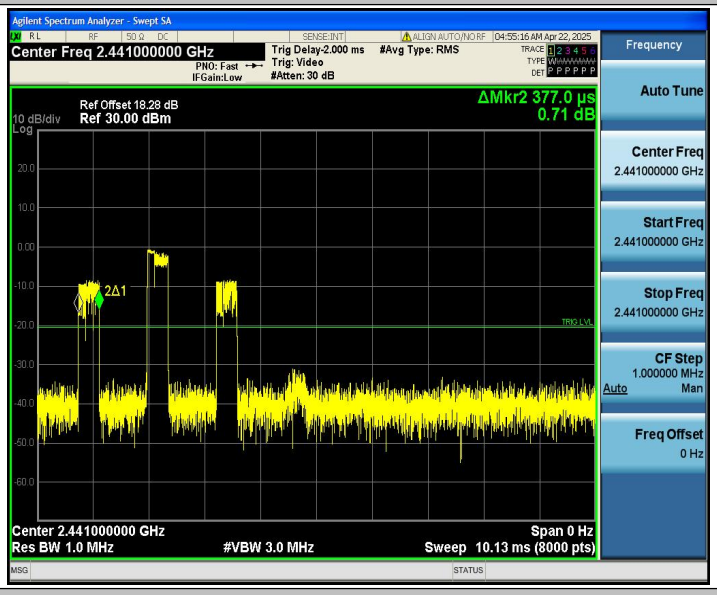

3DH3_Ant1_Hop

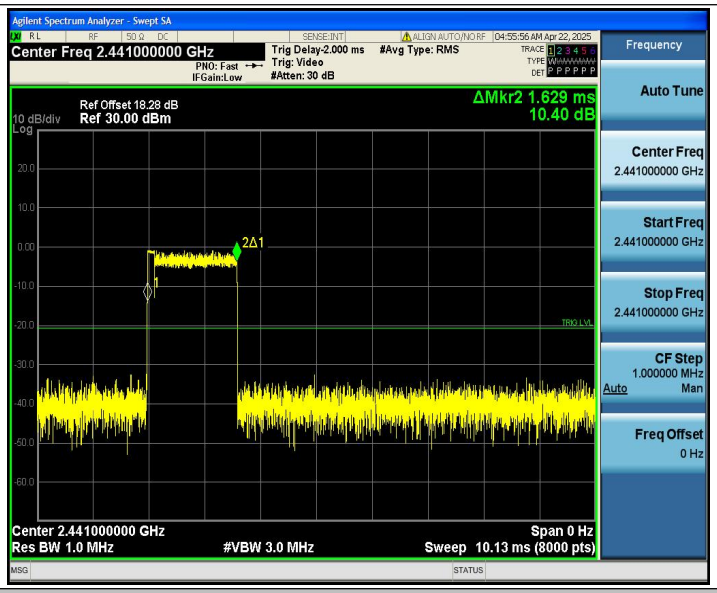

3DH5_Ant1_Hop

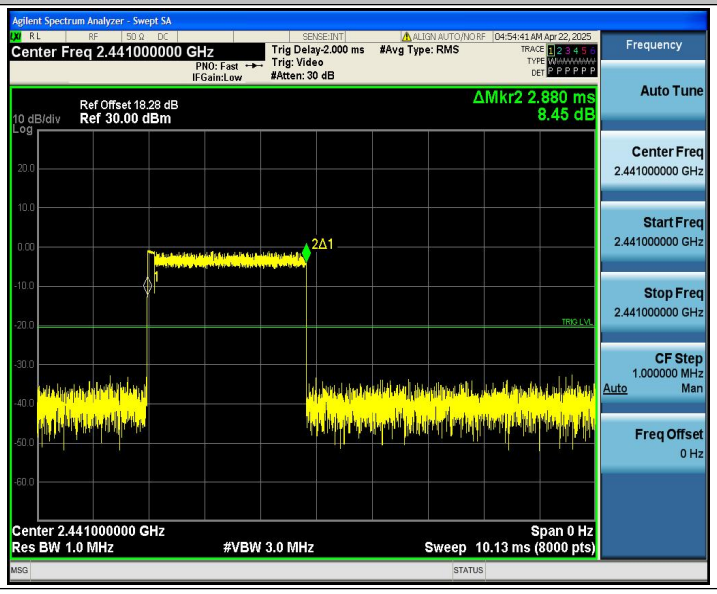

Appendix F: Number of hopping channels

Test Result

TestMode	Antenna	Channel	Result[Num]	Limit[Num]	Verdict
DH5	Ant1	Hop	79	≥15	PASS
2DH5	Ant1	Hop	79	≥15	PASS
3DH5	Ant1	Hop	79	≥15	PASS

Test Graphs

DH5_Ant1_Hop

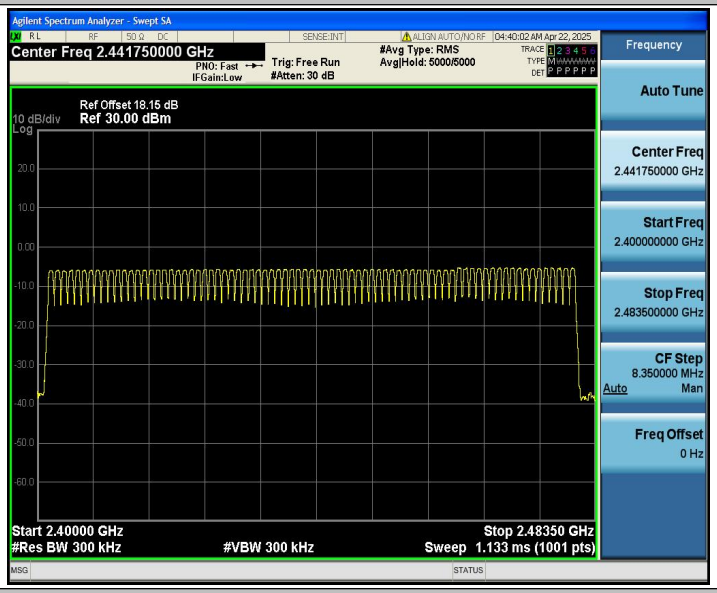

2DH5_Ant1_Hop

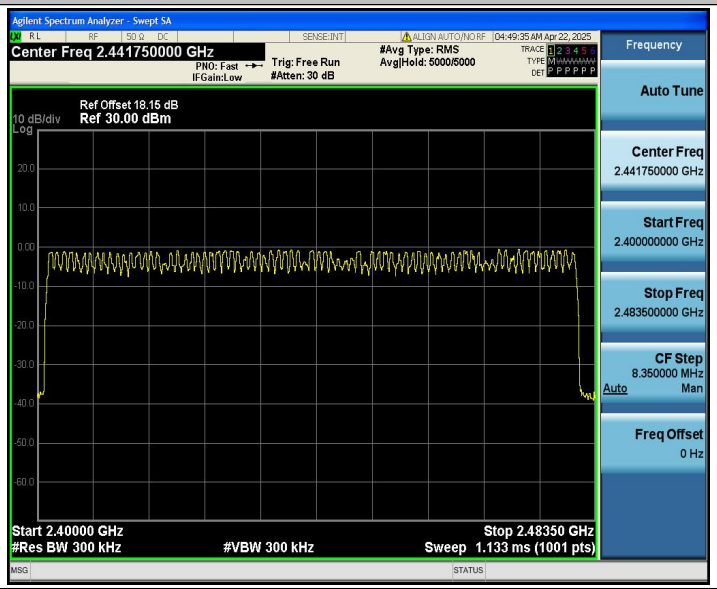

3DH5_Ant1_Hop

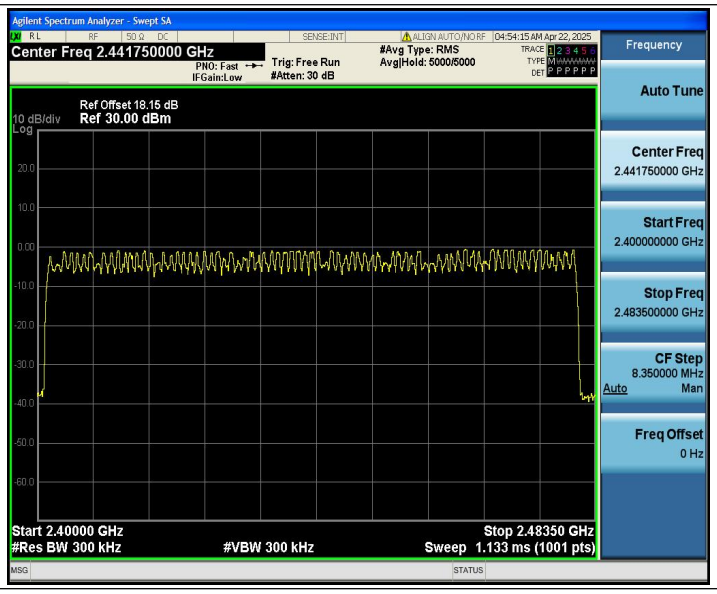
Agilent Spectrum Analyzer - Swept SA
Center Freq 2.441750000 GHz
PNO: Fast
IFGain:Low
Trig: Free Run
#Atten: 30 dB
#Avg Type: RMS
Avg|Hold: 5000/5000
04:54:15 AM Apr 22, 2025
Ref Offset 18.15 dB
10 dB/div
Ref 30.00 dBm
Log
Start 2.40000 GHz
#Res BW 300 kHz
#VBW 300 kHz
Stop 2.48350 GHz
Sweep 1.133 ms (1001 pts)
Frequency
Auto Tune
Center Freq
2.441750000 GHz
Start Freq
2.400000000 GHz
Stop Freq
2.483500000 GHz
CF Step
8.350000 MHz
Auto
Man
Freq Offset
0 Hz

Appendix G: Band edge measurements

Test Result

TestMode	Antenna	ChName	Channel	RefLevel [dBm]	Result [dBm]	Limit [dBm]	Verdict
DH5	Ant1	Low	2402	-1.51	-28.85	≤-21.51	PASS
		High	2480	-1.09	-39.99	≤-21.09	PASS
		Low	Hop_2402	-6.44	-40.90	≤-26.44	PASS
		High	Hop_2480	-5.95	-41.03	≤-25.95	PASS
2DH5	Ant1	Low	2402	-1.93	-40.98	≤-21.93	PASS
		High	2480	-3.11	-40.65	≤-23.11	PASS
		Low	Hop_2402	-5.89	-40.83	≤-25.89	PASS
		High	Hop_2480	-5.85	-40.96	≤-25.85	PASS
3DH5	Ant1	Low	2402	-1.66	-40.58	≤-21.66	PASS
		High	2480	-1.03	-40.26	≤-21.03	PASS
		Low	Hop_2402	-1.78	-41.34	≤-21.78	PASS
		High	Hop_2480	-5.80	-39.68	≤-25.80	PASS

Test Graphs

DH5_Ant1_Low_2402

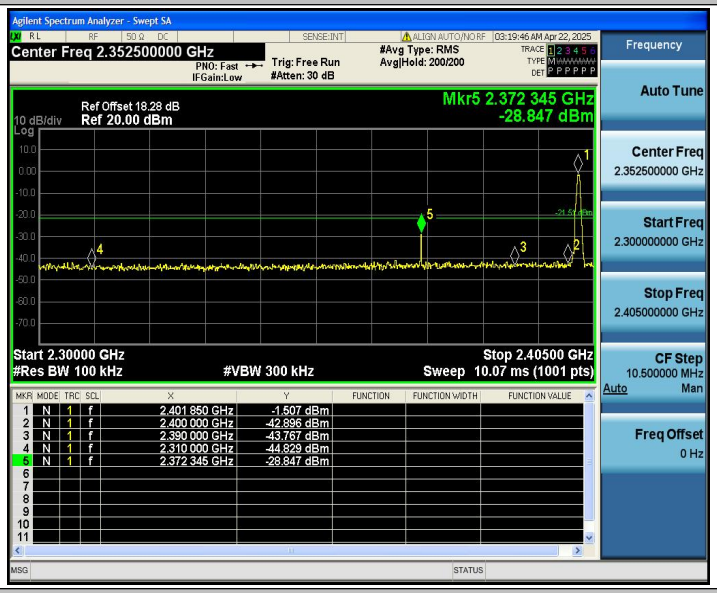

DH5_Ant1_High_2480

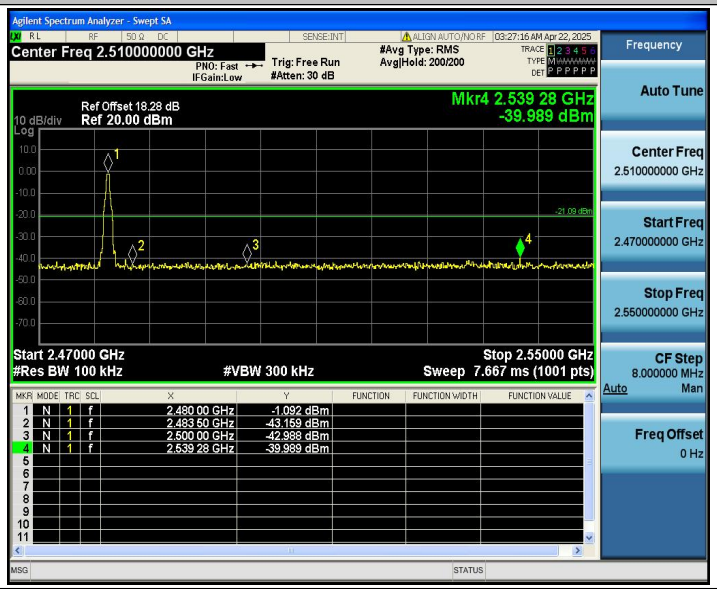

DH5_Ant1_Low_Hop_2402