Shenzhen Lejin radio frequency technology Co., LTD

SPECIFICATIONS FOR APPROVAL

All data in this specification is only valid for the tested items at the time of testing. Any change in the antenna installation method and replacement of the antenna or any parameters of the product will invalidate the data in the specification.

Antenna manufacturer: Shenzhen Lejin radio frequency technology Co., LTD

Company Address: 3rd Floor, Building A4, No. 176 Chongqing Road, Fuhai Street, Bao'an District, Shenzhen, Guangdong Province. (Phone number: 13603098741)

Customer Name:	KHSP
Product Name:	LJF02-250704004WM-R0A
Product Model:	WIFI_ANT
Part Number:	
Write By :	Li_Star
Issued Date:	2025/7/4

CUSTOMER				
ENGINEER R&D DEPT	BUSSINESS DEPT	APPROVED BY	DATE	Edition/Part number
LEJIN				
R&D DEPT	ENGINEER R&D DEPT	APPROVAL	DATE	Edition/Part number
		李明进		数字签名者：李明进 DN：cn=李明进, o=乐进射频, ou=研发, email=13603098741@163.com, c=<无 日期：2025.07.05 22:27:47 +08'00'

ECN/ECR			

Index

1、 (Cover)
2、 (Index)
3、 (Product Specification)
4、 (Test Equipment & Conditions)
5、 (Test Report)
6、 (Antenna Picture)

Electrical Characteristics					
Frequency	VSWR	Efficiency	Impedance	Polarization	Gain
2400 MHz ~2500 MHz	<2.5	>30%	50 Ohm	Linear	⩾0DB

Material & Mechanical Characteristics				Environmental	
Material of Radiator	Cable Type	Connector Type	Dimension	Operation Temperature	Storage Temperature
BL	1131B 80	1.13_1代		- 20 ℃ ~ + 50 ℃	- 30 ℃ ~ + 80 ℃

Test Equipment & Conditions

1. **Network Analyzers :Agilent 5071C**
2. **Communications Test Set:Agilent E5515C/CMW500/AT8826**
3. **3D Chamber Test System(ETS743)/STM23+1**



Antenna Impedance: bt_ant:

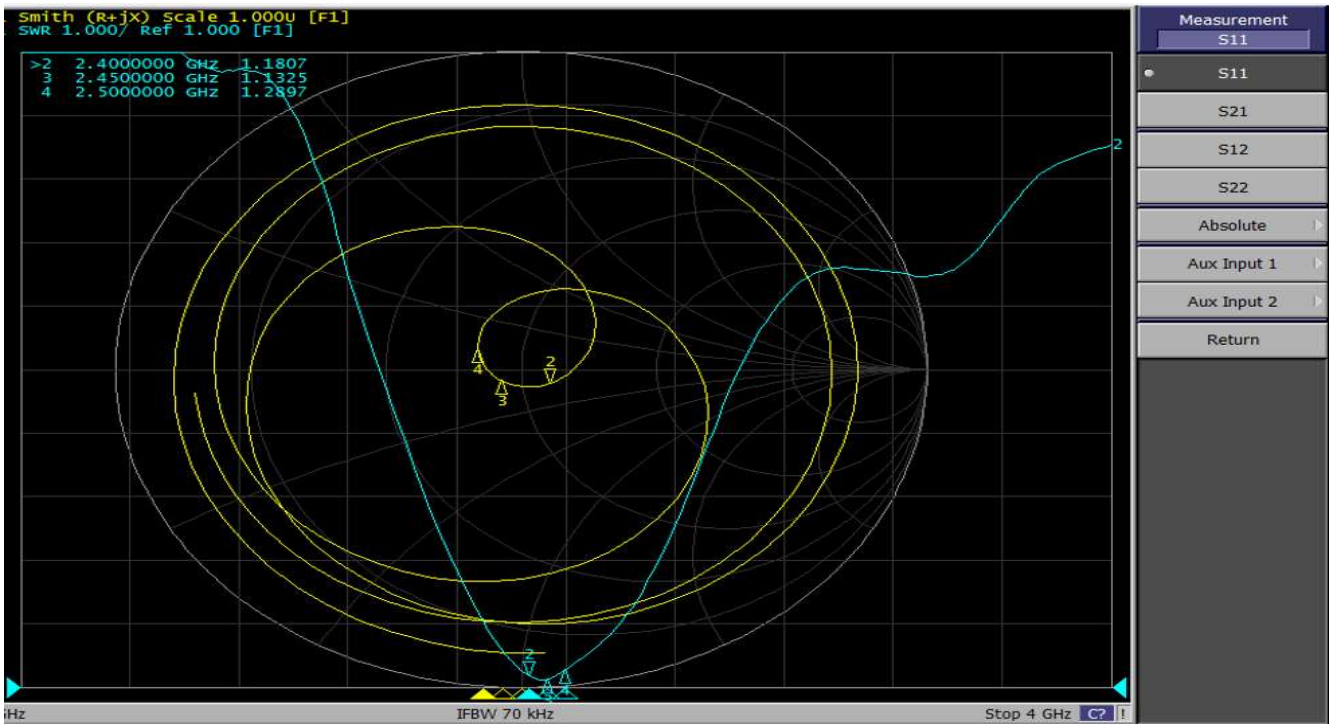

Freq (MHz)	Effi (%)	Gain (dBi)
2400	30.78	2.41
2410	32.56	2.33
2420	30.45	2.09
2430	33.17	2.11
2440	34.22	2.08
2450	31.39	2.09
2460	32.15	2.14
2470	32.65	2.18
2480	33.17	2.07
2490	32.98	2.11
2500	33.71	2.16

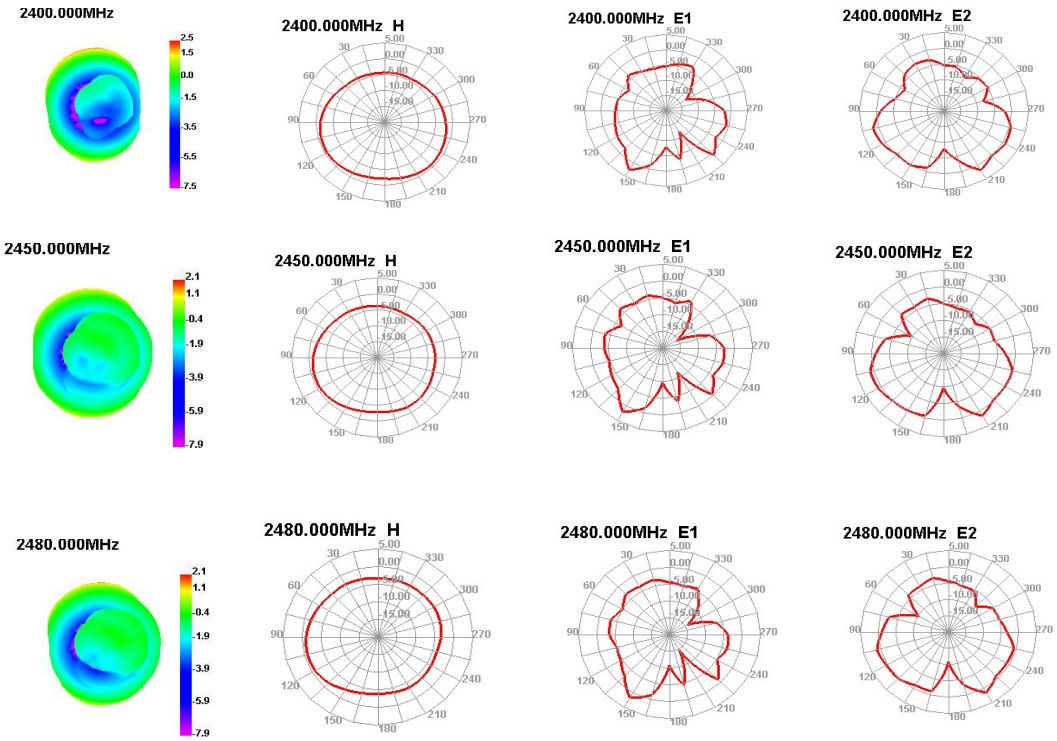

Antenna installation method reference image:





Antenna engineering drawings:

RoHS
Compliant
G P

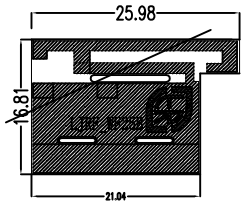

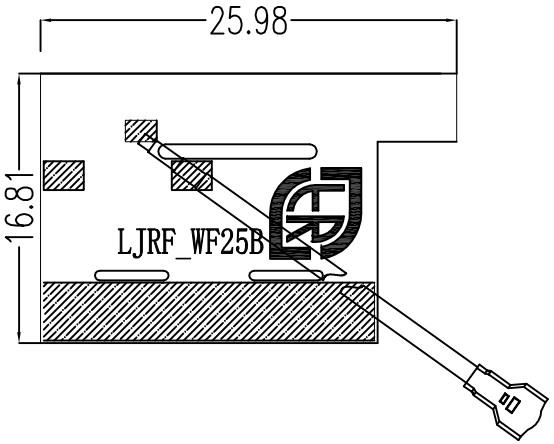

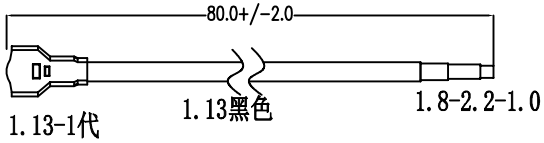

Rev	Description	Date	Remark
A	New drawing		

深 圳 乐 进 射 频 科 技 有 限 公 司
SHEN ZHEN LEJIN RADIO FREQUENCY CO.,LTD

Third Angle				Project	ZW-NG08	Date	2025-04-27		
0～10	±0.05	○	0.02	Part Name	WIFI_MAIN	Designed by			
10～18	±0.10	◎	∅0.03	Part No.		Checked by	MD		
18～30	±0.12	⊥	0.02				RF		
30～40	±0.15	▱	0.04	Material					
40～	±0.20	Angle	±0.5°	Treatment	LJF02-250705004WM-R0A	Approved by			
Location						Unit mm	Scale	FIT	Rev A

由 Autodesk 教育版产品制作