FCC SAR Test Report

Report No.	:	**1812C50616412501**
Applicant	:	**Emdoor Information Co.,Ltd.**
Address	:	**Emdoor Building, No.8 Guangke 1st Road, Pingshan District, Shenzhen, China**
Product Name	:	**Rugged Tablet**
Report Date	:	**2026-03-09**

Shenzhen Anbotek Compliance Laboratory Limited

Any unauthorized modification, forgery, or falsification of this document constitutes a violation of law and is subject to legal penalties. If you have any questions, you may scan the QR code to download the report for verification or contact us via email.
Hotline: 400-003-0500 web: www.anbotek.com E-mail: service@anbotek.com

Contents

1. Statement of Compliance 6
2. General Information 7
2.1. Client Information 7
2.2. Description of Equipment Under Test (EUT) 7
2.3. Device Category and SAR Limits 9
2.4. Applied Standard 9
2.5. Environment of Test Site 9
2.6. Test Configuration 9
2.7. Description of Test Facility 9
2.8. Disclaimer 10
3. Specific Absorption Rate (SAR) 11
3.1. Introduction 11
3.2. SAR Definition 11
4. SAR Measurement System 12
4.1. E-Field Probe 13
4.2. Data Acquisition Electronics (DAE) 13
4.3. Robot 14
4.4. Measurement Server 14
4.5. Phantom 15
4.6. Device Holder 16
4.7. Data Storage and Evaluation 16
5. Test Equipment List 19
6. Tissue Simulating Liquids 20
7. System Verification Procedures 22
8. EUT Testing Position 24
8.1. Body Position 24
9. Measurement Procedures 25
9.1. Spatial Peak SAR Evaluation 25
9.2. Power Reference Measurement 26
9.3. Area Scan Procedures 26
9.4. Zoom Scan Procedures 27
9.5. Volume Scan Procedures 28
10. Output Power 29
11. Exposure Positions Consideration 67
12. SAR Test Results Summary 68
12.1. Body SAR Test Results 68
13. Simultaneous Transmission Analysis 72

Any unauthorized modification, forgery, or falsification of this document constitutes a violation of law and is subject to legal penalties. If you have any questions, you may scan the QR code to download the report for verification or contact us via email.
Hotline: 400-003-0500 web: www.anbotek.com E-mail: service@anbotek.com

13.1. Simultaneous TX SAR Considerations 72
14. Measurement Uncertainty 73

Any unauthorized modification, forgery, or falsification of this document constitutes a violation of law and is subject to legal penalties. If you have any questions, you may scan the QR code to download the report for verification or contact us via email.

TEST REPORT

Applicant	:	Emdoor Information Co.,Ltd.
Manufacturer	:	Emdoor Information Co.,Ltd.
Product Name	:	Rugged Tablet
Model No.	:	EM-I87J, EM-T87X, EM-I88N, EM-R88, EM-T81X, EM-Q885M, EM-T86X, EM-Q87
Trade Mark	:	Emdoor
Rating(s)	:	Input: 12V⎓4A, 48W Battery Capacity: DC 7.6V, 5000mAh
Test Standard(s)	**:**	**IEEE Std 1528™-2013; FCC 47 CFR Part 2.1093; ANSI/IEEE C95.1:2019; Reference FCC KDB 447498 D01 v06; KDB 248227 D01 v02r02; KDB 865664 D01**

The device described above is tested by Shenzhen Anbotek Compliance Laboratory Limited to determine the maximum emission levels emanating from the device and the severe levels of the device can endure and its performance criterion. The measurement results are contained in this test report and Shenzhen Anbotek Compliance Laboratory Limited is assumed full of responsibility for the accuracy and completeness of these measurements. Also, this report shows that the EUT (Equipment Under Test) is technically compliant with the IEEE Std 1528™-2013, FCC 47 CFR Part 2.1093, IEEE Std C95.1-2019 requirements.

This report applies to above tested sample only and shall not be reproduced in part without written approval of Shenzhen Anbotek Compliance Laboratory Limited.

Date of Receipt 2025-12-20

Date of Test 2025-12-20- to 2025-12-30

Prepared By

Qiangfei Yang

(Qiangfei Yang)

Approved & Authorized Signer

Yufan Xie

(Yufan Xie)

Any unauthorized modification, forgery, or falsification of this document constitutes a violation of law and is subject to legal penalties. If you have any questions, you may scan the QR code to download the report for verification or contact us via email.

Hotline: 400-003-0500 web: www.anbotek.com E-mail: service@anbotek.com

Version

Version No.	Date	Description
R00	2026-03-09	Original

Any unauthorized modification, forgery, or falsification of this document constitutes a violation of law and is subject to legal penalties. If you have any questions, you may scan the QR code to download the report for verification or contact us via email.
Hotline: 400-003-0500 web: www.anbotek.com E-mail: service@anbotek.com

1. Statement of Compliance

<Highest SAR Summary>

Frequency Band	Highest Reported 1g-SAR(W/Kg)	SAR Test Limit (W/Kg)
	Body (5mm)	
LTE Band 2	0.619	1.6
LTE Band 4	0.621	
LTE Band 5	0.006	
LTE Band 12	0.315	
LTE Band 13	0.244	
LTE Band 17	0.314	
LTE Band 26	0.004	
WLAN 2.4G	0.486	
RLAN 5.2G	0.115	
RLAN 5.8G	0.113	
Test Result	PASS	

<Simultaneous Transmission SAR Summary>

Frequency Band	Simultaneous Transmission SAR 1g-SAR(W/Kg)	SAR Test Limit (W/Kg)
	Body (5mm)	
LTE Band4	1.107	1.6
WLAN2.4G		

This device is in compliance with Specific Absorption Rate (SAR) for general population or uncontrolled exposure limits (1.6 W/kg as averaged over any 1 gram of tissue and 4.0 W/kg as averaged over any 10 gram of tissue; specified in RSS-102, and had been tested in accordance with the measurement methods and procedures specified in IEEE Std 1528™-2013 and FCC KDB publications.

Any unauthorized modification, forgery, or falsification of this document constitutes a violation of law and is subject to legal penalties. If you have any questions, you may scan the QR code to download the report for verification or contact us via email.
Hotline: 400-003-0500 web: www.anbotek.com E-mail: service@anbotek.com

2. General Information

2.1. Client Information

Applicant	:	Emdoor Information Co.,Ltd.
Address	:	Emdoor Building, No.8 Guangke 1st Road, Pingshan District, Shenzhen, China
Manufacturer	:	Emdoor Information Co.,Ltd.
Address	:	Emdoor Building, No.8 Guangke 1st Road, Pingshan District, Shenzhen, China
Factory	:	Emdoor Information Co.,Ltd.
Address	:	Room 901, Building 1, Emdoor Building, No. 8 Guangke 1st Road, Lao Keng Community, Longtian Subdistrict, Pingshan District, Shenzhen, Guangdong, China

2.2. Description of Equipment Under Test (EUT)

Product Name	:	Rugged Tablet
Model No.	:	EM-I87J, EM-T87X, EM-I88N, EM-R88, EM-T81X, EM-Q885M, EM-T86X, EM-Q87 (Note: All samples are the same except the model number, so we prepare "EM-I87J" for test only.)
Trade Mark	:	Emdoor
Test Power Supply	:	Battery: DC 7.6V, 5000mAh
Test Sample No.	:	1-2-2(Engineering Sample)
Tx Frequency	:	BLE/BT:2402MHz-2480MHz WLAN2.4G:2412MHz-2462MHz RLAN5.2G:5180MHz-5250MHz RLAN5.8G:5745MHz-5825MHz LTE Band 2:1850MHz-1910MHz LTE Band 4:1710MHz-1755MHz LTE Band 5:824MHz-849MHz LTE Band 12:699MHz-716MHz LTE Band 13:777MHz-787MHz LTE Band 17:704MHz-716MHz LTE Band 26:814MHz-849MHz
Type of Modulation	:	BLE:GFSK BT: GFSK, π/4-DQPSK, 8DPSK WIFI:OFDM LTE:QPSK,16QAM

Any unauthorized modification, forgery, or falsification of this document constitutes a violation of law and is subject to legal penalties. If you have any questions, you may scan the QR code to download the report for verification or contact us via email.
Hotline: 400-003-0500 web: www.anbotek.com E-mail: service@anbotek.com

Category of device	:	Portable device

Remark:
The above DUT's information was declared by manufacturer. Please refer to the specifications or user's manual for more detailed description.

Any unauthorized modification, forgery, or falsification of this document constitutes a violation of law and is subject to legal penalties. If you have any questions, you may scan the QR code to download the report for verification or contact us via email.
Hotline: 400-003-0500 web: www.anbotek.com E-mail: service@anbotek.com

2.3. Device Category and SAR Limits

This device belongs to portable device category because its radiating structure is allowed to be used within 20 centimeters of the body of the user. Limit for General Population/Uncontrolled exposure should be applied for this device.

2.4. Applied Standard

The Specific Absorption Rate (SAR) testing specification, method, and procedure for this device is in accordance with the following standards:

- FCC 47 CFR Part 2.1093
- IEEE Std C95.1-2019
- IEEE Std 1528™-2013
- KDB 865664 D01 SAR Measurement 100 MHz to 6 GHz v01r04
- KDB 865664 D02 RF Exposure Reporting v01r02
- KDB 447498 D01 General RF Exposure Guidance v06
- KDB 248227 D01 802 11 Wi-Fi SAR v02r02

2.5. Environment of Test Site

Items	Required	Actual
Temperature (℃)	18-25	21~23
Humidity (%RH)	30-70	54~62

2.6. Test Configuration

For LTE SAR testing, connect EUT to communication tester and set to the highest power.

For WiFi testing, the prototype can continuously transmit RF signals through a frequency-fixing software to conduct SAR testing.

2.7. Description of Test Facility

The test facility is recognized, certified, or accredited by the following organizations:

FCC-Registration No.:279531

Shenzhen Anbotek Compliance Laboratory Limited, EMC Laboratory has been registered and fully described in a report filed with the (FCC) Federal Communications Commission. The acceptance letter from the FCC is maintained in our files. Registration No. 279531.

Test Location

Shenzhen Anbotek Compliance Laboratory Limited.

Sogood Industrial Zone Laboratory & 1/F. of Building D, Sogood Science and Technology Park,

Any unauthorized modification, forgery, or falsification of this document constitutes a violation of law and is subject to legal penalties. If you have any questions, you may scan the QR code to download the report for verification or contact us via email.
Hotline: 400-003-0500 web: www.anbotek.com E-mail: service@anbotek.com

Sanwei Community, Hangcheng Subdistrict, Bao'an District, Shenzhen, Guangdong, China.

2.8. Disclaimer

1. The test report is invalid if not marked with the signatures of the persons responsible for preparing and approving the test report.
2. The test report is invalid if there is any evidence and/or falsification.
3. The results documented in this report apply only to the tested sample, under the conditions and modes of operation as described herein.
4. This document may not be altered or revised in any way unless done so by Anbotek and all revisions are duly noted in the revisions section.
5. Content of the test report, in part or in full, cannot be used for publicity and/or promotional purposes without prior written approval from the laboratory.
6. The authenticity of the information provided by the customer is the responsibility of the customer and the laboratory is not responsible for its authenticity.
7. The data in this report will be synchronized with the corresponding national market supervision and management departments and cross-border e-commerce platforms as required by regulatory agencies.

The laboratory is only responsible for the data released by the laboratory, except for the part provided by the applicant.

Any unauthorized modification, forgery, or falsification of this document constitutes a violation of law and is subject to legal penalties. If you have any questions, you may scan the QR code to download the report for verification or contact us via email.
Hotline: 400-003-0500 web: www.anbotek.com E-mail: service@anbotek.com

3. Specific Absorption Rate (SAR)

3.1. Introduction

SAR is related to the rate at which energy is absorbed per unit mass in an object exposed to a radio field. The SAR distribution in a biological body is complicated and is usually carried out by experimental techniques or numerical modeling. The standard recommends limits for two tiers of groups, occupational/controlled and general population/uncontrolled, based on a person's awareness and ability to exercise control over his or her exposure. In general, occupational/controlled exposure limits are higher than the limits for general population/uncontrolled.

3.2. SAR Definition

The SAR definition is the time derivative (rate) of the incremental energy (dW) absorbed by (dissipated in) an incremental mass (dm) contained in a volume element (dv) of a given density (ρ).The equation description is as below:

$$\mathbf{SAR} = \frac{\mathbf{d}}{\mathbf{dt}}\left(\frac{\mathbf{dW}}{\mathbf{dm}}\right) = \frac{\mathbf{d}}{\mathbf{dt}}\left(\frac{\mathbf{dW}}{\boldsymbol{\rho}\mathbf{dv}}\right)$$

SAR is expressed in units of Watts per kilogram (W/kg)
SAR measurement can be either related to the temperature elevation in tissue by

$$\mathbf{SAR} = \mathbf{C}\left(\frac{\boldsymbol{\delta}\mathbf{T}}{\boldsymbol{\delta}\mathbf{t}}\right)$$

Where: C is the specific head capacity, δT is the temperature rise and δtisthe exposure duration, or related to the electrical field in the tissue by

$$\mathbf{SAR} = \frac{\boldsymbol{\sigma}|\mathbf{E}|^2}{\boldsymbol{\rho}}$$

Where:σ is the conductivity of the tissue, ρ is the mass density of the tissue and E is the RMS electrical field strength.
However for evaluating SAR of low power transmitter, electrical field measurement is typically applied.

Any unauthorized modification, forgery, or falsification of this document constitutes a violation of law and is subject to legal penalties. If you have any questions, you may scan the QR code to download the report for verification or contact us via email.
Hotline: 400-003-0500 web: www.anbotek.com E-mail: service@anbotek.com

4. SAR Measurement System

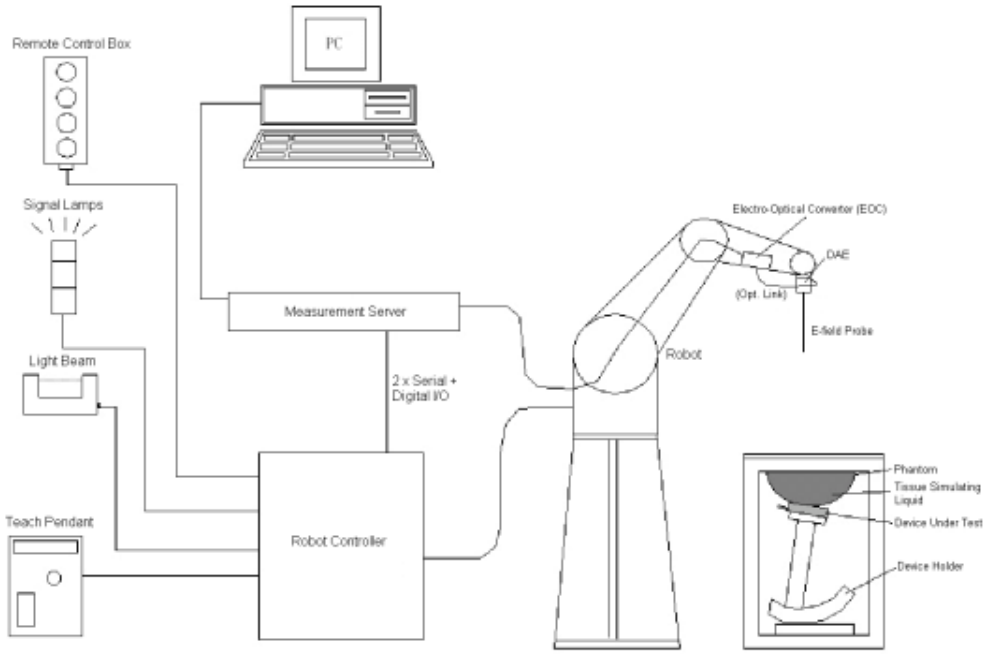

DASY System Configurations

The DASYsystem for performance compliance tests is illustrated above graphically. This system consists of the following items:

- A standard high precision 6-axis robot with controller, a teach pendant and software
- A data acquisition electronic (DAE) attached to the robot arm extension
- A dosimetric probe equipped with an optical surface detector system
- The electro-optical converter (EOC) performs the conversion between optical and electrical signals
- A measurement server performs the time critical tasks such as signal filtering, control of the robot operation and fast movement interrupts.
- A probe alignment unit which improves the accuracy of the probe positioning
- A computer operating Windows XP
- DASY software
- Remove control with teach pendant and additional circuitry for robot safety such as warming lamps, etc.
- The SAM twin phantom and ELI4 Phantom
- A device holder
- Tissue simulating liquid
- Dipole for evaluating the proper functioning of the system

components are described in details in the following sub-sections.

Any unauthorized modification, forgery, or falsification of this document constitutes a violation of law and is subject to legal penalties. If you have any questions, you may scan the QR code to download the report for verification or contact us via email.
Hotline: 400-003-0500 web: www.anbotek.com E-mail: service@anbotek.com

4.1. E-Field Probe

The SAR measurement is conducted with the dosimetric probe (manufactured by SPEAG).The probe is specially designed and calibrated for use in liquid with high permittivity. The dosimetric probe has special calibration in liquid at different frequency. This probe has a built in optical surface detection system to prevent from collision with phantom.

- **E-Field Probe Specification**

<EX3DV4 Probe>

Construction	Symmetrical design with triangular core Built-in shielding against static charges PEEK enclosure material (resistant to organic solvents, e.g., DGBE)	 **Photo of EX3DV4**
Frequency	10 MHz to 6 GHz; Linearity: ± 0.2 dB	
Directivity	± 0.3 dB in HSL (rotation around probe axis) ± 0.5 dB in tissue material (rotation normal to probe axis)	
Dynamic Range	10 μW/g to 100 W/kg; Linearity: ± 0.2 dB (noise: typically< 1 μW/g)	
Dimensions	Overall length: 330 mm (Tip: 20 mm) Tip diameter: 2.5 mm (Body: 12 mm) Typical distance from probe tip to dipole centers: 1 mm	

- **E-Field Probe Calibration**

  Each probe needs to be calibrated according to a dosimetric assessment procedure with accuracy better than ± 10%. The spherical isotropy shall be evaluated and within ± 0.25dB. The sensitivity parameters (NormX, NormY, and NormZ), the diode compression parameter (DCP) and the conversion factor (ConvF) of the probe are tested. The calibration data can be referred to appendix C of this report.

4.2. Data Acquisition Electronics (DAE)

The data acquisition electronics (DAE) consists of a highly sensitive electrometer-grade preamplifier with auto-zeroing, a channel and gain-switching multiplexer, a fast 16 bit AD-converter and a command decoder and control logic unit. Transmission to the measurement server is accomplished through an optical downlink for data and status information as well as an optical uplink for commands and the clock.

The input impedance of the DAE is 200MOhm; the inputs are symmetrical and floating. Common mode rejection is above 80dB.

Any unauthorized modification, forgery, or falsification of this document constitutes a violation of law and is subject to legal penalties. If you have any questions, you may scan the QR code to download the report for verification or contact us via email.
Hotline: 400-003-0500 web: www.anbotek.com E-mail: service@anbotek.com



Photo of DAE

4.3. Robot

The SPEAG DASY system uses the high precision robots (DASY5: TX60) type from Stäubli SA (France). For the 6-axis controllersystem, the robot controller version (DASY5: CS8c) from Stäubli is used. The Stäublirobot series have many features that are important for our application:

- High precision (repeatability ±0.035 mm)
- High reliability (industrial design)
- Jerk-free straight movements
- Low ELF interference (the closed metallic construction shields against motor control fields)

Photo of DASY5

4.4. Measurement Server

The measurement server is based on a PC/104 CPU board with CPU (DASY5: 400 MHz, Intel Celeron), chipdisk (DASY5: 128 MB), RAM (DASY5: 128 MB). The necessary circuits for communication with the DAE electronic box, as well as the 16 bit AD converter system for optical detection and digital I/O interface are contained on the DASY I/O board, which is directly connected to the PC/104 bus of the CPU board.

The measurement server performs all the real-time data evaluation for field measurements and surface detection, controls robot movements and handles safety operations.

Any unauthorized modification, forgery, or falsification of this document constitutes a violation of law and is subject to legal penalties. If you have any questions, you may scan the QR code to download the report for verification or contact us via email.
Hotline: 400-003-0500 web: www.anbotek.com E-mail: service@anbotek.com

Photo of Server for DASY5

4.5. Phantom

<SAM Twin Phantom>

Shell Thickness	2 ± 0.2 mm; Center ear point: 6 ± 0.2 mm	 **Photo of SAM Phantom**
Filling Volume	Approx. 25 liters	
Dimensions	Length: 1000 mm; Width: 500 mm; Height: adjustable feet	
Measurement Areas	Left Hand, Right Hand, Flat Phantom	

The bottom plate contains three pair of bolts for locking the device holder. The device holder positions are adjusted to the standard measurement positions in the three sections. A white cover is provided to tap the phantom during off-periods to prevent water evaporation and changes in the liquid parameters. On the phantom top, three reference markers are provided to identify the phantom position with respect to the robot.

<ELI4 Phantom>

Shell Thickness	2 ± 0.2 mm (sagging: <1%)	 **Photo of ELI4 Phantom**
Filling Volume	Approx. 30 liters	
Dimensions	Major ellipse axis: 600 mm Minor axis:400 mm	

The ELI4 phantom is intended for compliance testing of handheld and body-mounted wireless devices in the frequency range of 30 MHz to 6 GHz. ELI4 is fully compatible with standard and all known tissue simulating liquids.

Any unauthorized modification, forgery, or falsification of this document constitutes a violation of law and is subject to legal penalties. If you have any questions, you may scan the QR code to download the report for verification or contact us via email.
Hotline: 400-003-0500 web: www.anbotek.com E-mail: service@anbotek.com

4.6. Device Holder

The SAR in the phantom is approximately inversely proportional to the square of the distance between the source and the liquid surface. For a source at 5 mm distance, a positioning uncertainty of ±0.5mm would produce a SAR uncertainty of ± 20%. Accurate device positioning is therefore crucial for accurate and repeatable measurements. The positions in which the devices must be measured are defined by the standards.

The DASY device holder is designed to cope with different positions given in the standard. It has two scales for the device rotation (with respect to the body axis) and the device inclination (with respect to the line between the ear reference points). The rotation center for both scales is the ear reference point (ERP).Thus the device needs no repositioning when changing the angles.

The DASY device holder is constructed of low-loss POM material having the following dielectric parameters: relative permittivity ε = 3 and loss tangent δ = 0.02. The amount of dielectric material has been reduced in the closest vicinity of the device, since measurements have suggested that the influence of the clamp on the test results could thus be lowered.

Device Holder

4.7. Data Storage and Evaluation

- Data Storage

The DASY software stores the assessed data from the data acquisition electronics as raw data (in microvolt readings from the probe sensors), together with all the necessary software parameters for the data evaluation (probe calibration data, liquid parameters and device frequency and modulation data) in measurement files. The post-processing software evaluates the desired unit and format for output each time the data is visualized or exported. This allows verification of the complete software setup even after the measurement and allows correction of erroneous parameter settings. For example, if a measurement has been performed with an incorrect crest factor parameter in the device setup, the parameter can be corrected afterwards and the data can be reevaluated.

The measured data can be visualized or exported in different units or formats, depending on the selected probe type (e.g., [V/m], [A/m], [W/kg]). Some of these units are not available in certain situations or give meaningless results, e.g., a SAR-output in a non-lose

Any unauthorized modification, forgery, or falsification of this document constitutes a violation of law and is subject to legal penalties. If you have any questions, you may scan the QR code to download the report for verification or contact us via email.
Hotline: 400-003-0500 web: www.anbotek.com E-mail: service@anbotek.com

media, will always be zero. Raw data can also be exported to perform the evaluation with other software packages.

- Data Evaluation

The DASY post-processing software (SEMCAD X) automatically executes the following procedures to calculate the field units from the microvolt readings at the probe connector. The parameters used in the evaluation are stored in the configuration modules of the software：

Probe parameters:	- Sensitivity	$Norm_i$, a_{i0}, a_{i1}, a_{i2}
	- Conversion factor	$ConvF_i$
	- Diode compression point	dcp_i
Device parameters:	- Frequency	f
	- Crest factor	cf
Media parameters:	- Conductivity	σ
	- Density	ρ

These parameters must be set correctly in the software. They can be found in the component documents or they can be imported into the software from the configuration files issued for the DASY components. In the direct measuring mode of the multi-meter option, the parameters of the actual system setup are used. In the scan visualization and export modes, the parameters stored in the corresponding document files are used.

The first step of the evaluation is a linearization of the filtered input signal to account for the compression characteristics of the detector diode. The compensation depends on the input signal, the diode type and the DC-transmission factor from the diode to the evaluation electronics. If the exciting field is pulsed, the crest factor of the signal must be known to correctly compensate for peak power.

The formula for each channel can be given as：

$$\mathbf{V_i = U_i + U_i^2 \cdot \frac{cf}{dcp_i}}$$

with V_i= compensated signal of channel i, (i = x, y, z)
U_i = input signal of channel i, (i = x, y, z)
cf = crest factor of exciting field (DASY parameter)
dcp_i = diode compression point (DASY parameter)

From the compensated input signals, the primary field data for each channel can be evaluated：

E-field Probes： $\mathbf{E_i = \sqrt{\frac{V_i}{Norm_i \cdot ConvF}}}$

Any unauthorized modification, forgery, or falsification of this document constitutes a violation of law and is subject to legal penalties. If you have any questions, you may scan the QR code to download the report for verification or contact us via email.
Hotline: 400-003-0500 web: www.anbotek.com E-mail: service@anbotek.com

H-field Probes: $\mathbf{H_i} = \sqrt{\mathbf{V_i}} \cdot \frac{\mathbf{a_{i0} + a_{i1}f + a_{i2}f^2}}{\mathbf{f}}$

with V_i = compensated signal of channel i,(i= x, y, z)
$Norm_i$= sensor sensitivity of channel i, (i= x, y, z), μV/(V/m)^2 for E-field Probes
ConvF= sensitivity enhancement in solution
a_{ij}= sensor sensitivity factors for H-field probes
f = carrier frequency [GHz]
E_i= electric field strength of channel iin V/m
H_i= magnetic field strength of channel iin A/m

The RSS value of the field components gives the total field strength (Hermitian magnitude):

$$\mathbf{E_{tot}} = \sqrt{\mathbf{E_x^2 + E_y^2 + E_z^2}}$$

The primary field data are used to calculate the derived field units.

$$\mathbf{SAR} = \mathbf{E_{tot}^2} \cdot \frac{\boldsymbol{\sigma}}{\boldsymbol{\rho} \cdot \mathbf{1000}}$$

with SAR = local specific absorption rate in W/kg
E_{tot}= total field strength in V/m
σ = conductivity in [mho/m] or [Siemens/m]
ρ = equivalent tissue density in g/cm^3

Note that the density is set to 1, to account for actual head tissue density rather than the density of the tissue simulating liquid.

Any unauthorized modification, forgery, or falsification of this document constitutes a violation of law and is subject to legal penalties. If you have any questions, you may scan the QR code to download the report for verification or contact us via email.
Hotline: 400-003-0500 web: www.anbotek.com E-mail: service@anbotek.com

5. Test Equipment List

Manufacturer	Name of Equipment	Type/Model	Serial Number	Calibration	
				Last Cal.	Due Date
SPEAG	750MHz System Validation Kit	D750V2	1214	Apr.01,2025	Mar.31,2028
SPEAG	835MHz System Validation Kit	D835V2	4d164	Sep.18,2025	Sep.17,2028
SPEAG	1750MHz System Validation Kit	D1750V2	1107	Sep.17,2025	Sep.16,2028
SPEAG	1900MHz System Validation Kit	D1900V2	5d089	Sep.16,2025	Sep.15,2028
SPEAG	2450MHz System Validation Kit	D2450V2	1018	Sep.17,2025	Sep.16,2028
SPEAG	5GHz System Validation Kit	D5GHzV2	1093	Sep.17,2025	Sep.16,2028
Rohde & Schwarz	UNIVERSAL RADIO COMMUNICATION TESTER	CMW 500	104209	Oct.26, 2025	Oct.25, 2026
SPEAG	Data Acquisition Electronics	DAE4	387	Oct.13, 2025	Oct.12, 2026
SPEAG	Dosimetric E-Field Probe	EX3DV4	3959	Oct.09, 2025	Oct.08, 2026
Agilent	ENA Series Network Analyzer	MS46121A	1618412	Feb.24, 2025	Feb.23, 2026
SPEAG	DAK	DAK-3.5	1256	Oct.10, 2025	Oct.09, 2026
SPEAG	SAM Twin Phantom	QD000P40CD	1802	NCR	NCR
SPEAG	ELI Phantom	QDOVA004AA	2058	NCR	NCR
Mini-Circuits	Amplifier	ZVA-183W-S+	932502132	NCR	NCR
Agilent	Power Meter	N1914A	MY50001102	Oct.25, 2025	Oct.24, 2026
Agilent	Power Sensor	E9323A	US40410647	Jan. 23, 2025	Jan. 22, 2026
Agilent	Power Sensor	E9323A	MY53100007	Jan. 23, 2025	Jan. 22, 2026
CDKMV	Attenuator	6610	6610-1	May.21, 2025	May.20, 2026
CDKMV	Attenuator	6606	6606-1	May.21, 2025	May.20, 2026
Agilent	Spectrum Analyzer	N9020A	MY51170037	Oct.25, 2025	Oct.24, 2026
Agilent	Signal Generation	N5182A	MY48180656	Oct.25, 2025	Oct.24, 2026
Worken	Directional Coupler	0110A05601O-10	COM5BNW1A2	Oct.25, 2025	Oct.24, 2026

Note:

1. The calibration certificate of DASY can be referred to appendix C of this report.
2. The dipole calibration interval can be extended to 3 years with justification. The dipoles are also not physically damaged, or repaired during the interval.
3. The Insertion Loss calibration of Dual Directional Coupler and Attenuator were characterized via the network analyzer and compensated during system check.
4. The dielectric probe kit was calibrated via the network analyzer, with the specified procedure (calibrated in pure water) and calibration kit (standard) short circuit, before the dielectric measurement. The specific procedure and calibration kit are provided by Agilent.
5. In system check we need to monitor the level on the power meter, and adjust the power amplifier level to have precise power level to the dipole; the measured SAR will be normalized to 1W input power according to the ratio of 1W to the input power to the dipole. For system check, the calibration of the power amplifier is deemed not critically required for correct measurement; the power meter is critical and we do have calibration for it.

Any unauthorized modification, forgery, or falsification of this document constitutes a violation of law and is subject to legal penalties. If you have any questions, you may scan the QR code to download the report for verification or contact us via email.
Hotline: 400-003-0500 web: www.anbotek.com E-mail: service@anbotek.com

6. Tissue Simulating Liquids

For the measurement of the field distribution inside the SAM phantom with DASY, the phantom must be filled with around 25 liters of homogeneous body tissue simulating liquid. For head SAR testing, the liquid height from the ear reference point (ERP) of the phantom to the liquid top surface is larger than 15 cm, which is shown in Fig. 6.1. For body SAR testing, the liquid height from the center of the flat phantom to the liquid top surface is larger than 15 cm, which is shown as followed:



Photo of Liquid Height for Head SAR

The following table shows the measuring results for simulating liquid.

Measured Frequency (MHz)	Measured Tissue		Target Tissue		Dev. (%)		Liquid Temp.	Test Date
	Conductivity (σ)	Permittivity (εr)	Conductivity Target (σ)	Permittivity Target (εr)	Delta (σ) (%)	Delta (εr) (%)		
707.5	43.286	0.915	42.13	0.89	2.74	2.81	22.3	2025-12-27
711	43.285	0.917	42.11	0.89	2.79	3.03	22.3	2025-12-27
750	43.183	0.918	41.90	0.89	3.06	3.15	22.3	2025-12-27
782	43.152	0.921	41.75	0.89	3.36	3.48	22.3	2025-12-27
821.5	42.953	0.936	41.57	0.90	3.33	4.00	22.5	2025-12-28
829	42.948	0.938	41.53	0.90	3.41	4.22	22.5	2025-12-28
835	42.915	0.942	41.50	0.90	3.41	4.67	22.5	2025-12-28
1720	38.596	1.284	40.13	1.35	-3.82	-4.89	22.4	2025-12-29

Any unauthorized modification, forgery, or falsification of this document constitutes a violation of law and is subject to legal penalties. If you have any questions, you may scan the QR code to download the report for verification or contact us via email.
Hotline: 400-003-0500 web: www.anbotek.com E-mail: service@anbotek.com

1750	38.583	1.312	40.10	1.37	-3.78	-4.23	22.4	2025-12-29
1860	38.103	1.358	40.00	1.40	-4.74	-3.00	22.4	2025-12-29
1900	38.053	1.367	40.00	1.40	-4.87	-2.36	22.4	2025-12-29
2412	37.491	1.689	39.28	1.77	-4.55	-4.58	22.5	2025-12-30
2450	37.346	1.726	39.20	1.80	-4.73	-4.11	22.5	2025-12-30
5180	36.829	4.823	36.02	4.64	2.25	3.94	22.5	2025-12-30
5250	36.713	4.897	35.95	4.71	2.12	3.97	22.5	2025-12-30
5745	36.273	5.346	35.35	5.22	2.61	2.41	22.5	2025-12-30
5750	36.264	5.365	35.35	5.22	2.59	2.78	22.5	2025-12-30

Any unauthorized modification, forgery, or falsification of this document constitutes a violation of law and is subject to legal penalties. If you have any questions, you may scan the QR code to download the report for verification or contact us via email.
Hotline: 400-003-0500 web: www.anbotek.com E-mail: service@anbotek.com

7. System Verification Procedures

Each DASY system is equipped with one or more system validation kits. These units, together with the predefined measurement procedures within the DASY software, enable the user to conduct the system performance check and system validation. System validation kit includes a dipole, tripod holder to fix it underneath the flat phantom and a corresponding distance holder.

- **Purpose of System Performance check**

  The system performance check verifies that the system operates within its specifications. System and operator errors can be detected and corrected. It is recommended that the system performance check be performed prior to any usage of the system in order to guarantee reproducible results. The system performance check uses normal SAR measurements in a simplified setup with a well characterized source. This setup was selected to give a high sensitivity to all parameters that might fail or vary over time. The system check does not intend to replace the calibration of the components, but indicates situations where the system uncertainty is exceeded due to drift or failure.

- **System Setup**

  In the simplified setup for system evaluation, the EUT is replaced by a calibrated dipole and the power source is replaced by a continuous wave that comes from a signal generator. The calibrated dipole must be placed beneath the flat phantom section of the SAM twin phantom with the correct distance holder. The distance holder should touch the phantom surface with a light pressure at the reference marking and be oriented parallel to the long side of the phantom. The equipment setup is shown below:

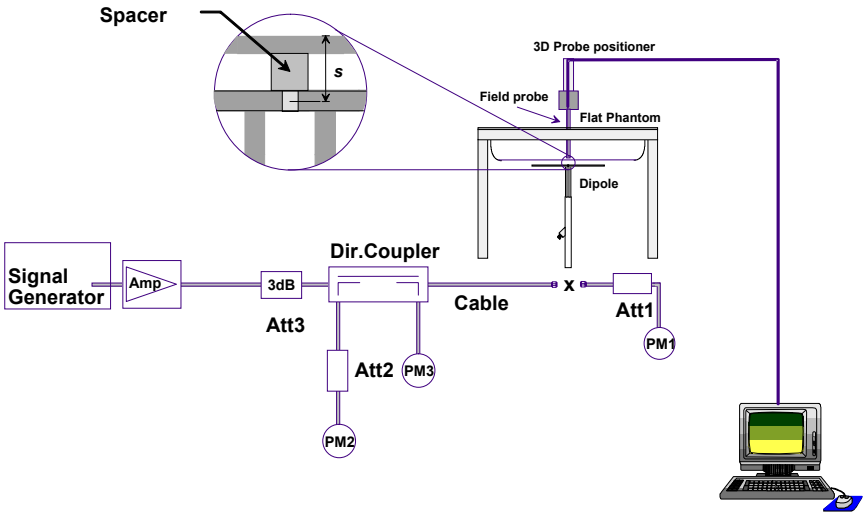

System Setup for System Evaluation

Any unauthorized modification, forgery, or falsification of this document constitutes a violation of law and is subject to legal penalties. If you have any questions, you may scan the QR code to download the report for verification or contact us via email.
Hotline: 400-003-0500 web: www.anbotek.com E-mail: service@anbotek.com



Photo of Dipole Setup

- **Validation Results**

Comparing to the original SAR value provided by SPEAG, the verification data should be within its specification of 10%. The table below shows the target SAR and measured SAR after normalized to 1W input power. It indicates that the system performance check can meet the variation criterion and the plots can be referred to Appendix A of this report.

Frequency (MHz)	Power fed onto reference dipole (mW)	Targeted SAR 1g(W/kg)	Measured SAR 1g(W/kg)	Normalized SAR 1g(W/kg)	Deviation (%)	Test Date
750	250	8.54	2.31	9.24	8.20	2025-12-27
835	250	9.44	2.48	9.92	5.08	2025-12-28
1750	250	36.5	9.62	38.48	5.42	2025-12-29
1900	250	39.5	10.5	42.00	6.33	2025-12-29
2450	250	52.6	14.2	56.8	7.98	2025-12-30
5250	100	82.9	8.93	89.3	7.72	2025-12-30
5750	100	77.9	8.37	83.7	7.45	2025-12-30

Target and Measurement SAR after Normalized

Any unauthorized modification, forgery, or falsification of this document constitutes a violation of law and is subject to legal penalties. If you have any questions, you may scan the QR code to download the report for verification or contact us via email.
Hotline: 400-003-0500 web: www.anbotek.com E-mail: service@anbotek.com

8. EUT Testing Position

8.1. Body Position

Body-worn operating configurations are tested with the belt-clips and holsters attached to the device and positioned against a flat phantom in a normal use configuration. Per KDB 648474 D04, body-worn accessory exposure is typically related to voice mode operations when handsets are carried in body-worn accessories. The body-worn accessory procedures in FCC KDB 447498 D01 v06, 2015 should be used to test for body-worn accessory SAR compliance, without a headset connected to it. This enables the test results for such configuration to be compatible with that required for hotspot mode when the body-worn accessory test separation distance is greater than or equal to that required for hotspot mode, when applicable. When the reported SAR for body-worn accessory, measured without a headset connected to the handset is < 1.2 W/kg, the highest reported SAR configuration for that wireless mode and frequency band should be repeated for that body-worn accessory with a handset attached to the handset.

Accessories for body-worn operation configurations are divided into two categories: those that do not contain metallic components and those that do contain metallic components and those that do contain metallic components. When multiple accessories that do not contain metallic components are supplied with the device, the device is tested with only the accessory that dictates the closest spacing to the body. Then multiple accessories that contain metallic components are test with the device with each accessory. If multiple accessories share an identical metallic component (i.e. the same metallic belt-chip used with different holsters with no other metallic components) only the accessory that dictates the closest spacing to the body is tested.

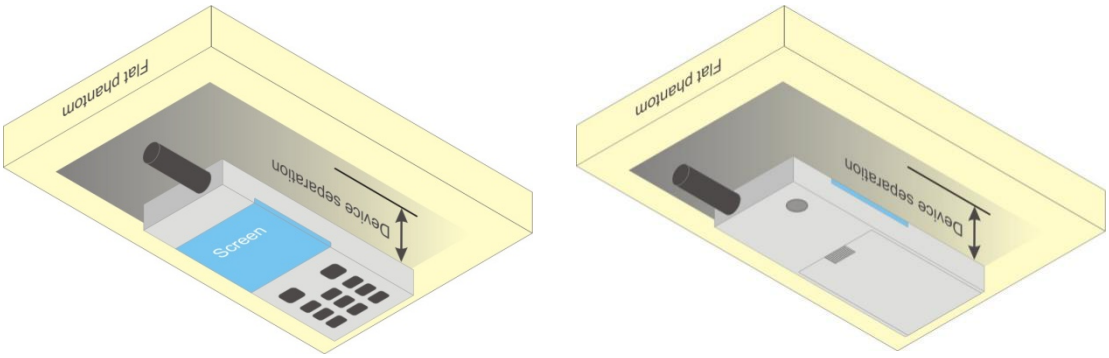

Body Worn Position

Any unauthorized modification, forgery, or falsification of this document constitutes a violation of law and is subject to legal penalties. If you have any questions, you may scan the QR code to download the report for verification or contact us via email.
Hotline: 400-003-0500 web: www.anbotek.com E-mail: service@anbotek.com

9. Measurement Procedures

The measurement procedures are as follows:

(a) Use base station simulator (if applicable) or engineering software to transmit RF power continuously (continuous Tx) in the middle channel.
(b) Keep EUT to radiate maximum output power or 100% duty factor (if applicable)
(c) Measure output power through RF cable and power meter.
(d) Place the EUT in the positions as setup photos demonstrates.
(e) Set scan area, grid size and other setting on the DASY software.
(f) Measure SAR transmitting at the middle channel for all applicable exposure positions.
(g) Identify the exposure position and device configuration resulting the highest SAR
(h) Measure SAR at the lowest and highest channels attheworst exposure position and device configuration if applicable.

According to the test standard, the recommended procedure for assessing the peak spatial-average SAR value consists of the following steps:

(a) Power reference measurement
(b) Area scan
(c) Zoom scan
(d) Power drift measurement

9.1. Spatial Peak SAR Evaluation

The procedure for spatial peak SAR evaluation has been implemented according to the test standard. It can be conducted for 1g and 10g, as well as for user-specific masses. The DASY software includes all numerical procedures necessary to evaluate the spatial peak SAR value.

The base for the evaluation is a "cube" measurement. The measured volume must include the 1g and 10g cubes with the highest averaged SAR values. For that purpose, the center of the measured volume is aligned to the interpolated peak SAR value of a previously performed area scan.

The entire evaluation of the spatial peak values is performed within the post-processing engine (SEMCAD). The system always gives the maximum values for the 1g and 10g cubes. The algorithm to find the cube with highest averaged SAR is divided into the following stages:

(a) Extraction of the measured data (grid and values) from the Zoom Scan
(b) Calculation of the SAR value at every measurement point based on all stored data (A/D values and measurement parameters)
(c) Generation of a high-resolution mesh within the measured volume
(d) Interpolation of all measured values form the measurement grid to the high-resolution grid
(e) Extrapolation of the entire 3-D field distribution to the phantom surface over the distance from sensor to surface
(f) Calculation of the averaged SAR within masses of 1g and 10g

Any unauthorized modification, forgery, or falsification of this document constitutes a violation of law and is subject to legal penalties. If you have any questions, you may scan the QR code to download the report for verification or contact us via email.
Hotline: 400-003-0500 web: www.anbotek.com E-mail: service@anbotek.com

9.2. Power Reference Measurement

The Power Reference Measurement and Power Drift Measurements are for monitoring the power drift of the device under test in the batch process. The minimum distance of probe sensors to surface determines the closest measurement point to phantom surface. This distance cannot be smaller than the distance of sensor calibration points to probe tip as defined in the probe properties.

9.3. Area Scan Procedures

The area scan is used as a fast scan in two dimensions to find the area of high field values, before doing a fine measurement around the hot spot. The sophisticated interpolation routines implemented in DASY software can find the maximum found in the scanned area, within a range of the global maximum. The range (in dB0 is specified in the standards for compliance testing. For example, a 2 dB range is required in IEEE standard 1528 and IEC 62209 standards, whereby 3 dB is a requirement when compliance is assessed in accordance with the ARIB standard (Japan), if only one zoom scan follows the area scan, then only the absolute maximum will be taken as reference. For cases where multiple maximums are detected, the number of zoom scans has to be increased accordingly.

Area scan parameters extracted from FCC KDB 865664 D01 SAR measurement 100 MHz to 6 GHz.

	≤ 3 GHz	> 3 GHz
Maximum distance from closest measurement point (geometric center of probe sensors) to phantom surface	5 ± 1 mm	½·δ·ln(2) ± 0.5 mm
Maximum probe angle from probe axis to phantom surface normal at the measurement location	30° ± 1°	20° ± 1°
Maximum area scan spatial resolution: Δx_{Area}, Δy_{Area}	≤ 2 GHz: ≤ 15 mm 2 – 3 GHz: ≤ 12 mm	3 – 4 GHz: ≤ 12 mm 4 – 6 GHz: ≤ 10 mm
	When the x or y dimension of the test device, in the measurement plane orientation, is smaller than the above, the measurement resolution must be ≤ the corresponding x or y dimension of the test device with at least one measurement point on the test device.	

Any unauthorized modification, forgery, or falsification of this document constitutes a violation of law and is subject to legal penalties. If you have any questions, you may scan the QR code to download the report for verification or contact us via email.
Hotline: 400-003-0500 web: www.anbotek.com E-mail: service@anbotek.com

9.4. Zoom Scan Procedures

Zoom scans are used assess the peak spatial SAR values within a cubic averaging volume containing 1 gram and 10gram of simulated tissue. The zoom scan measures points (refer to table below) within a cube shoes base faces are centered on the maxima found in a preceding area scan job within the same procedure. When the measurement is done, the zoom scan evaluates the averaged SAR for 1 gram and 10 gram and displays these values next to the job's label.

Zoom scan parameters extracted from FCC KDB 865664 D01 SAR measurement 100 MHz to 6 GHz.

			≤ 3 GHz	> 3 GHz
Maximum zoom scan spatial resolution: Δx_{Zoom}, Δy_{Zoom}			≤ 2 GHz: ≤ 8 mm 2 – 3 GHz: ≤ 5 mm*	3 – 4 GHz: ≤ 5 mm* 4 – 6 GHz: ≤ 4 mm*
Maximum zoom scan spatial resolution, normal to phantom surface	uniform grid: $\Delta z_{Zoom}(n)$		≤ 5 mm	3 – 4 GHz: ≤ 4 mm 4 – 5 GHz: ≤ 3 mm 5 – 6 GHz: ≤ 2 mm
	graded grid	$\Delta z_{Zoom}(1)$: between 1st two points closest to phantom surface	≤ 4 mm	3 – 4 GHz: ≤ 3 mm 4 – 5 GHz: ≤ 2.5 mm 5 – 6 GHz: ≤ 2 mm
		$\Delta z_{Zoom}(n>1)$: between subsequent points	$\leq 1.5 \cdot \Delta z_{Zoom}(n-1)$	
Minimum zoom scan volume	x, y, z		≥ 30 mm	3 – 4 GHz: ≥ 28 mm 4 – 5 GHz: ≥ 25 mm 5 – 6 GHz: ≥ 22 mm

Note: δ is the penetration depth of a plane-wave at normal incidence to the tissue medium; see draft standard IEEE P1528-2011 for details.

* When zoom scan is required and the *reported* SAR from the *area scan based 1-g SAR estimation* procedures of KDB 447498 is ≤ 1.4 W/kg, ≤ 8 mm, ≤ 7 mm and ≤ 5 mm zoom scan resolution may be applied, respectively, for 2 GHz to 3 GHz, 3 GHz to 4 GHz and 4 GHz to 6 GHz.

Any unauthorized modification, forgery, or falsification of this document constitutes a violation of law and is subject to legal penalties. If you have any questions, you may scan the QR code to download the report for verification or contact us via email.
Hotline: 400-003-0500 web: www.anbotek.com E-mail: service@anbotek.com

9.5. Volume Scan Procedures

The volume scan is used for assess overlapping SAR distributions for antennas transmitting in different frequency bands. It is equivalent to an oversized zoom scan used in standalone measurements. The measurement volume will be used to enclose all the simultaneous transmitting antennas. For antennas transmitting simultaneously in different frequency bands, the volume scan is measured separately in each frequency band. In order to sum correctly to compute the 1g aggregateSAR, the EUT remain in the same test position for all measurements and all volume scan use the same spatial resolution and grid spacing. When all volume scan were completed, the software, SEMCAD postprocessor can combine and subsequently superpose these measurement data to calculating the multiband SAR.

Any unauthorized modification, forgery, or falsification of this document constitutes a violation of law and is subject to legal penalties. If you have any questions, you may scan the QR code to download the report for verification or contact us via email.
Hotline: 400-003-0500 web: www.anbotek.com E-mail: service@anbotek.com

10. Output Power

<LTE>

Band 2

Band	Bandwidth	Modulation	Channel	RB Configuration	Result(dBm)	Tune-up
Band2	1.4MHz	QPSK	18607	1RB#0	23.41	24.00
Band2	1.4MHz	QPSK	18607	1RB#2	23.47	24.00
Band2	1.4MHz	QPSK	18607	1RB#5	23.52	24.00
Band2	1.4MHz	QPSK	18607	3RB#0	23.57	24.00
Band2	1.4MHz	QPSK	18607	3RB#1	23.54	24.00
Band2	1.4MHz	QPSK	18607	3RB#3	23.15	24.00
Band2	1.4MHz	QPSK	18607	6RB#0	22.12	23.00
Band2	1.4MHz	16QAM	18607	1RB#0	22.8	23.00
Band2	1.4MHz	16QAM	18607	1RB#2	23.09	24.00
Band2	1.4MHz	16QAM	18607	1RB#5	22.26	23.00
Band2	1.4MHz	16QAM	18607	3RB#0	22	22.00
Band2	1.4MHz	16QAM	18607	3RB#1	22.43	23.00
Band2	1.4MHz	16QAM	18607	3RB#3	21.96	22.00
Band2	1.4MHz	16QAM	18607	6RB#0	21.08	22.00
Band2	1.4MHz	QPSK	18900	1RB#0	21.93	22.00
Band2	1.4MHz	QPSK	18900	1RB#2	21.81	22.00
Band2	1.4MHz	QPSK	18900	1RB#5	21.88	22.00
Band2	1.4MHz	QPSK	18900	3RB#0	21.92	22.00
Band2	1.4MHz	QPSK	18900	3RB#1	21.88	22.00
Band2	1.4MHz	QPSK	18900	3RB#3	21.73	22.00
Band2	1.4MHz	QPSK	18900	6RB#0	20.72	21.00
Band2	1.4MHz	16QAM	18900	1RB#0	20.93	21.00
Band2	1.4MHz	16QAM	18900	1RB#2	21.44	22.00
Band2	1.4MHz	16QAM	18900	1RB#5	21	21.00
Band2	1.4MHz	16QAM	18900	3RB#0	20.5	21.00
Band2	1.4MHz	16QAM	18900	3RB#1	20.94	21.00
Band2	1.4MHz	16QAM	18900	3RB#3	20.33	21.00
Band2	1.4MHz	16QAM	18900	6RB#0	19.7	20.00
Band2	1.4MHz	QPSK	19193	1RB#0	21.89	22.00
Band2	1.4MHz	QPSK	19193	1RB#2	21.9	22.00
Band2	1.4MHz	QPSK	19193	1RB#5	21.94	22.00
Band2	1.4MHz	QPSK	19193	3RB#0	21.62	22.00
Band2	1.4MHz	QPSK	19193	3RB#1	21.61	22.00
Band2	1.4MHz	QPSK	19193	3RB#3	21.59	22.00

Any unauthorized modification, forgery, or falsification of this document constitutes a violation of law and is subject to legal penalties. If you have any questions, you may scan the QR code to download the report for verification or contact us via email.
Hotline: 400-003-0500 web: www.anbotek.com E-mail: service@anbotek.com

Band2	1.4MHz	QPSK	19193	6RB#0	20.7	21.00
Band2	1.4MHz	16QAM	19193	1RB#0	20.43	21.00
Band2	1.4MHz	16QAM	19193	1RB#2	21.56	22.00
Band2	1.4MHz	16QAM	19193	1RB#5	20.68	21.00
Band2	1.4MHz	16QAM	19193	3RB#0	20.56	21.00
Band2	1.4MHz	16QAM	19193	3RB#1	20.53	21.00
Band2	1.4MHz	16QAM	19193	3RB#3	20.62	21.00
Band2	1.4MHz	16QAM	19193	6RB#0	19.44	20.00
Band2	3MHz	QPSK	18615	1RB#0	21.85	22.00
Band2	3MHz	QPSK	18615	1RB#8	22.68	23.00
Band2	3MHz	QPSK	18615	1RB#14	22.43	23.00
Band2	3MHz	QPSK	18615	8RB#0	21.21	22.00
Band2	3MHz	QPSK	18615	8RB#4	21.2	22.00
Band2	3MHz	QPSK	18615	8RB#7	21.23	22.00
Band2	3MHz	QPSK	18615	15RB#0	21.26	22.00
Band2	3MHz	16QAM	18615	1RB#0	21.22	22.00
Band2	3MHz	16QAM	18615	1RB#8	21.35	22.00
Band2	3MHz	16QAM	18615	1RB#14	21.21	22.00
Band2	3MHz	16QAM	18615	8RB#0	20.22	21.00
Band2	3MHz	16QAM	18615	8RB#4	20.21	21.00
Band2	3MHz	16QAM	18615	8RB#7	20.24	21.00
Band2	3MHz	16QAM	18615	15RB#0	20.17	21.00
Band2	3MHz	QPSK	18900	1RB#0	21.23	22.00
Band2	3MHz	QPSK	18900	1RB#8	21.19	22.00
Band2	3MHz	QPSK	18900	1RB#14	20.89	21.00
Band2	3MHz	QPSK	18900	8RB#0	20.05	21.00
Band2	3MHz	QPSK	18900	8RB#4	20.07	21.00
Band2	3MHz	QPSK	18900	8RB#7	20.05	21.00
Band2	3MHz	QPSK	18900	15RB#0	19.93	20.00
Band2	3MHz	16QAM	18900	1RB#0	20.06	21.00
Band2	3MHz	16QAM	18900	1RB#8	20.79	21.00
Band2	3MHz	16QAM	18900	1RB#14	20.07	21.00
Band2	3MHz	16QAM	18900	8RB#0	19.14	20.00
Band2	3MHz	16QAM	18900	8RB#4	18.97	19.00
Band2	3MHz	16QAM	18900	8RB#7	18.92	19.00
Band2	3MHz	16QAM	18900	15RB#0	18.84	19.00
Band2	3MHz	QPSK	19185	1RB#0	21.22	22.00
Band2	3MHz	QPSK	19185	1RB#8	21.03	22.00
Band2	3MHz	QPSK	19185	1RB#14	21.1	22.00
Band2	3MHz	QPSK	19185	8RB#0	20.18	21.00

Any unauthorized modification, forgery, or falsification of this document constitutes a violation of law and is subject to legal penalties. If you have any questions, you may scan the QR code to download the report for verification or contact us via email.
Hotline: 400-003-0500 web: www.anbotek.com E-mail: service@anbotek.com

Band2	3MHz	QPSK	19185	8RB#4	20.25	21.00
Band2	3MHz	QPSK	19185	8RB#7	20.04	21.00
Band2	3MHz	QPSK	19185	15RB#0	20.07	21.00
Band2	3MHz	16QAM	19185	1RB#0	20.27	21.00
Band2	3MHz	16QAM	19185	1RB#8	20	20.00
Band2	3MHz	16QAM	19185	1RB#14	19.96	20.00
Band2	3MHz	16QAM	19185	8RB#0	19.17	20.00
Band2	3MHz	16QAM	19185	8RB#4	19.01	20.00
Band2	3MHz	16QAM	19185	8RB#7	19.03	20.00
Band2	3MHz	16QAM	19185	15RB#0	18.99	19.00
Band2	5MHz	QPSK	18625	1RB#0	22.08	23.00
Band2	5MHz	QPSK	18625	1RB#12	22.72	23.00
Band2	5MHz	QPSK	18625	1RB#24	22.2	23.00
Band2	5MHz	QPSK	18625	12RB#0	21.28	22.00
Band2	5MHz	QPSK	18625	12RB#6	21.32	22.00
Band2	5MHz	QPSK	18625	12RB#13	21.27	22.00
Band2	5MHz	QPSK	18625	25RB#0	21.26	22.00
Band2	5MHz	16QAM	18625	1RB#0	21.6	22.00
Band2	5MHz	16QAM	18625	1RB#12	21.14	22.00
Band2	5MHz	16QAM	18625	1RB#24	21.35	22.00
Band2	5MHz	16QAM	18625	12RB#0	20.25	21.00
Band2	5MHz	16QAM	18625	12RB#6	20.41	21.00
Band2	5MHz	16QAM	18625	12RB#13	20.24	21.00
Band2	5MHz	16QAM	18625	25RB#0	20.26	21.00
Band2	5MHz	QPSK	18900	1RB#0	21.33	22.00
Band2	5MHz	QPSK	18900	1RB#12	21.5	22.00
Band2	5MHz	QPSK	18900	1RB#24	21.04	22.00
Band2	5MHz	QPSK	18900	12RB#0	20.14	21.00
Band2	5MHz	QPSK	18900	12RB#6	20.08	21.00
Band2	5MHz	QPSK	18900	12RB#13	19.97	20.00
Band2	5MHz	QPSK	18900	25RB#0	19.94	20.00
Band2	5MHz	16QAM	18900	1RB#0	20.13	21.00
Band2	5MHz	16QAM	18900	1RB#12	20.92	21.00
Band2	5MHz	16QAM	18900	1RB#24	19.9	20.00
Band2	5MHz	16QAM	18900	12RB#0	19.09	20.00
Band2	5MHz	16QAM	18900	12RB#6	19.14	20.00
Band2	5MHz	16QAM	18900	12RB#13	18.93	19.00
Band2	5MHz	16QAM	18900	25RB#0	18.9	19.00
Band2	5MHz	QPSK	19175	1RB#0	21.1	22.00
Band2	5MHz	QPSK	19175	1RB#12	21.12	22.00

Any unauthorized modification, forgery, or falsification of this document constitutes a violation of law and is subject to legal penalties. If you have any questions, you may scan the QR code to download the report for verification or contact us via email.
Hotline: 400-003-0500 web: www.anbotek.com E-mail: service@anbotek.com

Band2	5MHz	QPSK	19175	1RB#24	21.01	22.00
Band2	5MHz	QPSK	19175	12RB#0	20.15	21.00
Band2	5MHz	QPSK	19175	12RB#6	20.08	21.00
Band2	5MHz	QPSK	19175	12RB#13	20.07	21.00
Band2	5MHz	QPSK	19175	25RB#0	20.16	21.00
Band2	5MHz	16QAM	19175	1RB#0	20.04	21.00
Band2	5MHz	16QAM	19175	1RB#12	19.93	20.00
Band2	5MHz	16QAM	19175	1RB#24	20.12	21.00
Band2	5MHz	16QAM	19175	12RB#0	18.98	19.00
Band2	5MHz	16QAM	19175	12RB#6	19.04	20.00
Band2	5MHz	16QAM	19175	12RB#13	19.09	20.00
Band2	5MHz	16QAM	19175	25RB#0	19.18	20.00
Band2	10MHz	QPSK	18650	1RB#0	22.02	23.00
Band2	10MHz	QPSK	18650	1RB#24	22.48	23.00
Band2	10MHz	QPSK	18650	1RB#49	22.08	23.00
Band2	10MHz	QPSK	18650	25RB#0	21.36	22.00
Band2	10MHz	QPSK	18650	25RB#12	21.47	22.00
Band2	10MHz	QPSK	18650	25RB#25	21.35	22.00
Band2	10MHz	QPSK	18650	50RB#0	21.29	22.00
Band2	10MHz	16QAM	18650	1RB#0	21.22	22.00
Band2	10MHz	16QAM	18650	1RB#24	21.85	22.00
Band2	10MHz	16QAM	18650	1RB#49	21.19	22.00
Band2	10MHz	16QAM	18650	25RB#0	20.31	21.00
Band2	10MHz	16QAM	18650	25RB#12	20.35	21.00
Band2	10MHz	16QAM	18650	25RB#25	20.31	21.00
Band2	10MHz	16QAM	18650	50RB#0	20.26	21.00
Band2	10MHz	QPSK	18900	1RB#0	21.3	22.00
Band2	10MHz	QPSK	18900	1RB#24	21.45	22.00
Band2	10MHz	QPSK	18900	1RB#49	21.02	22.00
Band2	10MHz	QPSK	18900	25RB#0	20.13	21.00
Band2	10MHz	QPSK	18900	25RB#12	20.17	21.00
Band2	10MHz	QPSK	18900	25RB#25	20.11	21.00
Band2	10MHz	QPSK	18900	50RB#0	20.06	21.00
Band2	10MHz	16QAM	18900	1RB#0	20.45	21.00
Band2	10MHz	16QAM	18900	1RB#24	21.02	22.00
Band2	10MHz	16QAM	18900	1RB#49	19.86	20.00
Band2	10MHz	16QAM	18900	25RB#0	19.34	20.00
Band2	10MHz	16QAM	18900	25RB#12	19.18	20.00
Band2	10MHz	16QAM	18900	25RB#25	19.24	20.00
Band2	10MHz	16QAM	18900	50RB#0	19.07	20.00

Any unauthorized modification, forgery, or falsification of this document constitutes a violation of law and is subject to legal penalties. If you have any questions, you may scan the QR code to download the report for verification or contact us via email.
Hotline: 400-003-0500 web: www.anbotek.com E-mail: service@anbotek.com

Band2	10MHz	QPSK	19150	1RB#0	21.1	22.00
Band2	10MHz	QPSK	19150	1RB#24	21.36	22.00
Band2	10MHz	QPSK	19150	1RB#49	21.15	22.00
Band2	10MHz	QPSK	19150	25RB#0	20.08	21.00
Band2	10MHz	QPSK	19150	25RB#12	19.99	20.00
Band2	10MHz	QPSK	19150	25RB#25	20.23	21.00
Band2	10MHz	QPSK	19150	50RB#0	20.01	21.00
Band2	10MHz	16QAM	19150	1RB#0	20.19	21.00
Band2	10MHz	16QAM	19150	1RB#24	20.25	21.00
Band2	10MHz	16QAM	19150	1RB#49	20.4	21.00
Band2	10MHz	16QAM	19150	25RB#0	19.1	20.00
Band2	10MHz	16QAM	19150	25RB#12	19.08	20.00
Band2	10MHz	16QAM	19150	25RB#25	19.24	20.00
Band2	10MHz	16QAM	19150	50RB#0	19.13	20.00
Band2	15MHz	QPSK	18675	1RB#0	22.31	23.00
Band2	15MHz	QPSK	18675	1RB#38	22.46	23.00
Band2	15MHz	QPSK	18675	1RB#74	21.64	22.00
Band2	15MHz	QPSK	18675	38RB#0	21.26	22.00
Band2	15MHz	QPSK	18675	38RB#18	21.38	22.00
Band2	15MHz	QPSK	18675	38RB#37	21.26	22.00
Band2	15MHz	QPSK	18675	75RB#0	21.2	22.00
Band2	15MHz	16QAM	18675	1RB#0	21.17	22.00
Band2	15MHz	16QAM	18675	1RB#38	21.87	22.00
Band2	15MHz	16QAM	18675	1RB#74	20.86	21.00
Band2	15MHz	16QAM	18675	38RB#0	21.24	22.00
Band2	15MHz	16QAM	18675	38RB#18	20.46	21.00
Band2	15MHz	16QAM	18675	38RB#37	21.3	22.00
Band2	15MHz	16QAM	18675	75RB#0	20.06	21.00
Band2	15MHz	QPSK	18900	1RB#0	21.23	22.00
Band2	15MHz	QPSK	18900	1RB#38	21.05	22.00
Band2	15MHz	QPSK	18900	1RB#74	20.68	21.00
Band2	15MHz	QPSK	18900	38RB#0	19.98	20.00
Band2	15MHz	QPSK	18900	38RB#18	20.02	21.00
Band2	15MHz	QPSK	18900	38RB#37	19.88	20.00
Band2	15MHz	QPSK	18900	75RB#0	19.88	20.00
Band2	15MHz	16QAM	18900	1RB#0	20.33	21.00
Band2	15MHz	16QAM	18900	1RB#38	20.91	21.00
Band2	15MHz	16QAM	18900	1RB#74	19.85	20.00
Band2	15MHz	16QAM	18900	38RB#0	19.98	20.00
Band2	15MHz	16QAM	18900	38RB#18	19.03	20.00

Any unauthorized modification, forgery, or falsification of this document constitutes a violation of law and is subject to legal penalties. If you have any questions, you may scan the QR code to download the report for verification or contact us via email.
Hotline: 400-003-0500 web: www.anbotek.com E-mail: service@anbotek.com

Band2	15MHz	16QAM	18900	38RB#37	19.88	20.00
Band2	15MHz	16QAM	18900	75RB#0	19	19.00
Band2	15MHz	QPSK	19125	1RB#0	20.99	21.00
Band2	15MHz	QPSK	19125	1RB#38	21.07	22.00
Band2	15MHz	QPSK	19125	1RB#74	21.04	22.00
Band2	15MHz	QPSK	19125	38RB#0	20	20.00
Band2	15MHz	QPSK	19125	38RB#18	19.94	20.00
Band2	15MHz	QPSK	19125	38RB#37	19.87	20.00
Band2	15MHz	QPSK	19125	75RB#0	19.86	20.00
Band2	15MHz	16QAM	19125	1RB#0	20.36	21.00
Band2	15MHz	16QAM	19125	1RB#38	19.72	20.00
Band2	15MHz	16QAM	19125	1RB#74	20.33	21.00
Band2	15MHz	16QAM	19125	38RB#0	19.87	20.00
Band2	15MHz	16QAM	19125	38RB#18	18.92	19.00
Band2	15MHz	16QAM	19125	38RB#37	19.87	20.00
Band2	15MHz	16QAM	19125	75RB#0	19	19.00
Band2	20MHz	QPSK	18700	1RB#0	22.42	23.00
Band2	20MHz	QPSK	18700	1RB#49	21.91	22.00
Band2	20MHz	QPSK	18700	1RB#99	21.62	22.00
Band2	20MHz	QPSK	18700	50RB#0	21.31	22.00
Band2	20MHz	QPSK	18700	50RB#25	21.13	22.00
Band2	20MHz	QPSK	18700	50RB#50	20.93	21.00
Band2	20MHz	QPSK	18700	100RB#0	21.18	22.00
Band2	20MHz	16QAM	18700	1RB#0	21.4	22.00
Band2	20MHz	16QAM	18700	1RB#49	21.34	22.00
Band2	20MHz	16QAM	18700	1RB#99	20.83	21.00
Band2	20MHz	16QAM	18700	50RB#0	20.39	21.00
Band2	20MHz	16QAM	18700	50RB#25	20.19	21.00
Band2	20MHz	16QAM	18700	50RB#50	19.92	20.00
Band2	20MHz	16QAM	18700	100RB#0	20.05	21.00
Band2	20MHz	QPSK	18900	1RB#0	21.4	22.00
Band2	20MHz	QPSK	18900	1RB#49	21.27	22.00
Band2	20MHz	QPSK	18900	1RB#99	20.75	21.00
Band2	20MHz	QPSK	18900	50RB#0	20.17	21.00
Band2	20MHz	QPSK	18900	50RB#25	20.03	21.00
Band2	20MHz	QPSK	18900	50RB#50	19.95	20.00
Band2	20MHz	QPSK	18900	100RB#0	20.09	21.00
Band2	20MHz	16QAM	18900	1RB#0	21.19	22.00
Band2	20MHz	16QAM	18900	1RB#49	19.88	20.00
Band2	20MHz	16QAM	18900	1RB#99	20.51	21.00

Any unauthorized modification, forgery, or falsification of this document constitutes a violation of law and is subject to legal penalties. If you have any questions, you may scan the QR code to download the report for verification or contact us via email.
Hotline: 400-003-0500 web: www.anbotek.com E-mail: service@anbotek.com

Band2	20MHz	16QAM	18900	50RB#0	19.2	20.00
Band2	20MHz	16QAM	18900	50RB#25	19.18	20.00
Band2	20MHz	16QAM	18900	50RB#50	18.96	19.00
Band2	20MHz	16QAM	18900	100RB#0	19.07	20.00
Band2	20MHz	QPSK	19100	1RB#0	20.77	21.00
Band2	20MHz	QPSK	19100	1RB#49	21.17	22.00
Band2	20MHz	QPSK	19100	1RB#99	21.09	22.00
Band2	20MHz	QPSK	19100	50RB#0	19.95	20.00
Band2	20MHz	QPSK	19100	50RB#25	19.84	20.00
Band2	20MHz	QPSK	19100	50RB#50	20.14	21.00
Band2	20MHz	QPSK	19100	100RB#0	19.98	20.00
Band2	20MHz	16QAM	19100	1RB#0	19.54	20.00
Band2	20MHz	16QAM	19100	1RB#49	19.78	20.00
Band2	20MHz	16QAM	19100	1RB#99	19.79	20.00
Band2	20MHz	16QAM	19100	50RB#0	19	19.00
Band2	20MHz	16QAM	19100	50RB#25	18.83	19.00
Band2	20MHz	16QAM	19100	50RB#50	19.23	20.00
Band2	20MHz	16QAM	19100	100RB#0	18.99	19.00

Band 4

Band	Bandwidth	Modulation	Channel	RB Configuration	Result(dBm)	Tune-up
Band4	1.4MHz	QPSK	19957	1RB#0	23.51	24.00
Band4	1.4MHz	QPSK	19957	1RB#2	23.68	24.00
Band4	1.4MHz	QPSK	19957	1RB#5	23.38	24.00
Band4	1.4MHz	QPSK	19957	3RB#0	23.48	24.00
Band4	1.4MHz	QPSK	19957	3RB#1	23.54	24.00
Band4	1.4MHz	QPSK	19957	3RB#3	23.33	24.00
Band4	1.4MHz	QPSK	19957	6RB#0	22.4	23.00
Band4	1.4MHz	16QAM	19957	1RB#0	22.65	23.00
Band4	1.4MHz	16QAM	19957	1RB#2	23.31	24.00
Band4	1.4MHz	16QAM	19957	1RB#5	22.52	23.00
Band4	1.4MHz	16QAM	19957	3RB#0	22.31	23.00
Band4	1.4MHz	16QAM	19957	3RB#1	22.33	23.00
Band4	1.4MHz	16QAM	19957	3RB#3	21.91	22.00
Band4	1.4MHz	16QAM	19957	6RB#0	21.33	22.00
Band4	1.4MHz	QPSK	20175	1RB#0	23.48	24.00
Band4	1.4MHz	QPSK	20175	1RB#2	23.17	24.00
Band4	1.4MHz	QPSK	20175	1RB#5	22.84	23.00
Band4	1.4MHz	QPSK	20175	3RB#0	23.01	24.00
Band4	1.4MHz	QPSK	20175	3RB#1	22.94	23.00

Any unauthorized modification, forgery, or falsification of this document constitutes a violation of law and is subject to legal penalties. If you have any questions, you may scan the QR code to download the report for verification or contact us via email.
Hotline: 400-003-0500 web: www.anbotek.com E-mail: service@anbotek.com

Band4	1.4MHz	QPSK	20175	3RB#3	22.92	23.00
Band4	1.4MHz	QPSK	20175	6RB#0	21.88	22.00
Band4	1.4MHz	16QAM	20175	1RB#0	22.12	23.00
Band4	1.4MHz	16QAM	20175	1RB#2	22.6	23.00
Band4	1.4MHz	16QAM	20175	1RB#5	22.16	23.00
Band4	1.4MHz	16QAM	20175	3RB#0	21.58	22.00
Band4	1.4MHz	16QAM	20175	3RB#1	22	22.00
Band4	1.4MHz	16QAM	20175	3RB#3	21.71	22.00
Band4	1.4MHz	16QAM	20175	6RB#0	20.75	21.00
Band4	1.4MHz	QPSK	20393	1RB#0	22.97	23.00
Band4	1.4MHz	QPSK	20393	1RB#2	22.84	23.00
Band4	1.4MHz	QPSK	20393	1RB#5	22.77	23.00
Band4	1.4MHz	QPSK	20393	3RB#0	22.74	23.00
Band4	1.4MHz	QPSK	20393	3RB#1	23.06	24.00
Band4	1.4MHz	QPSK	20393	3RB#3	22.86	23.00
Band4	1.4MHz	QPSK	20393	6RB#0	21.91	22.00
Band4	1.4MHz	16QAM	20393	1RB#0	21.6	22.00
Band4	1.4MHz	16QAM	20393	1RB#2	22.73	23.00
Band4	1.4MHz	16QAM	20393	1RB#5	21.99	22.00
Band4	1.4MHz	16QAM	20393	3RB#0	21.8	22.00
Band4	1.4MHz	16QAM	20393	3RB#1	21.63	22.00
Band4	1.4MHz	16QAM	20393	3RB#3	21.94	22.00
Band4	1.4MHz	16QAM	20393	6RB#0	20.8	21.00
Band4	3MHz	QPSK	19965	1RB#0	22.23	23.00
Band4	3MHz	QPSK	19965	1RB#8	22.65	23.00
Band4	3MHz	QPSK	19965	1RB#14	22.46	23.00
Band4	3MHz	QPSK	19965	8RB#0	21.45	22.00
Band4	3MHz	QPSK	19965	8RB#4	21.57	22.00
Band4	3MHz	QPSK	19965	8RB#7	21.6	22.00
Band4	3MHz	QPSK	19965	15RB#0	21.52	22.00
Band4	3MHz	16QAM	19965	1RB#0	21.43	22.00
Band4	3MHz	16QAM	19965	1RB#8	21.97	22.00
Band4	3MHz	16QAM	19965	1RB#14	21.45	22.00
Band4	3MHz	16QAM	19965	8RB#0	20.61	21.00
Band4	3MHz	16QAM	19965	8RB#4	20.56	21.00
Band4	3MHz	16QAM	19965	8RB#7	20.6	21.00
Band4	3MHz	16QAM	19965	15RB#0	20.42	21.00
Band4	3MHz	QPSK	20175	1RB#0	22.5	23.00
Band4	3MHz	QPSK	20175	1RB#8	22.64	23.00
Band4	3MHz	QPSK	20175	1RB#14	22.26	23.00

Any unauthorized modification, forgery, or falsification of this document constitutes a violation of law and is subject to legal penalties. If you have any questions, you may scan the QR code to download the report for verification or contact us via email.
Hotline: 400-003-0500 web: www.anbotek.com E-mail: service@anbotek.com

Band4	3MHz	QPSK	20175	8RB#0	21.56	22.00
Band4	3MHz	QPSK	20175	8RB#4	21.55	22.00
Band4	3MHz	QPSK	20175	8RB#7	21.5	22.00
Band4	3MHz	QPSK	20175	15RB#0	21.49	22.00
Band4	3MHz	16QAM	20175	1RB#0	21.3	22.00
Band4	3MHz	16QAM	20175	1RB#8	22.02	23.00
Band4	3MHz	16QAM	20175	1RB#14	21.49	22.00
Band4	3MHz	16QAM	20175	8RB#0	20.6	21.00
Band4	3MHz	16QAM	20175	8RB#4	20.53	21.00
Band4	3MHz	16QAM	20175	8RB#7	20.63	21.00
Band4	3MHz	16QAM	20175	15RB#0	20.29	21.00
Band4	3MHz	QPSK	20385	1RB#0	22.65	23.00
Band4	3MHz	QPSK	20385	1RB#8	22.4	23.00
Band4	3MHz	QPSK	20385	1RB#14	22.48	23.00
Band4	3MHz	QPSK	20385	8RB#0	21.71	22.00
Band4	3MHz	QPSK	20385	8RB#4	21.62	22.00
Band4	3MHz	QPSK	20385	8RB#7	21.58	22.00
Band4	3MHz	QPSK	20385	15RB#0	21.56	22.00
Band4	3MHz	16QAM	20385	1RB#0	21.7	22.00
Band4	3MHz	16QAM	20385	1RB#8	22.3	23.00
Band4	3MHz	16QAM	20385	1RB#14	21.41	22.00
Band4	3MHz	16QAM	20385	8RB#0	20.74	21.00
Band4	3MHz	16QAM	20385	8RB#4	20.31	21.00
Band4	3MHz	16QAM	20385	8RB#7	20.43	21.00
Band4	3MHz	16QAM	20385	15RB#0	20.5	21.00
Band4	5MHz	QPSK	19975	1RB#0	22.33	23.00
Band4	5MHz	QPSK	19975	1RB#12	22.74	23.00
Band4	5MHz	QPSK	19975	1RB#24	22.44	23.00
Band4	5MHz	QPSK	19975	12RB#0	21.54	22.00
Band4	5MHz	QPSK	19975	12RB#6	21.56	22.00
Band4	5MHz	QPSK	19975	12RB#13	21.61	22.00
Band4	5MHz	QPSK	19975	25RB#0	21.5	22.00
Band4	5MHz	16QAM	19975	1RB#0	21.11	22.00
Band4	5MHz	16QAM	19975	1RB#12	21.17	22.00
Band4	5MHz	16QAM	19975	1RB#24	21.14	22.00
Band4	5MHz	16QAM	19975	12RB#0	20.5	21.00
Band4	5MHz	16QAM	19975	12RB#6	20.55	21.00
Band4	5MHz	16QAM	19975	12RB#13	20.58	21.00
Band4	5MHz	16QAM	19975	25RB#0	20.58	21.00
Band4	5MHz	QPSK	20175	1RB#0	22.37	23.00

Any unauthorized modification, forgery, or falsification of this document constitutes a violation of law and is subject to legal penalties. If you have any questions, you may scan the QR code to download the report for verification or contact us via email.
Hotline: 400-003-0500 web: www.anbotek.com E-mail: service@anbotek.com

Band4	5MHz	QPSK	20175	1RB#12	22.74	23.00
Band4	5MHz	QPSK	20175	1RB#24	22.64	23.00
Band4	5MHz	QPSK	20175	12RB#0	21.38	22.00
Band4	5MHz	QPSK	20175	12RB#6	21.47	22.00
Band4	5MHz	QPSK	20175	12RB#13	21.51	22.00
Band4	5MHz	QPSK	20175	25RB#0	21.37	22.00
Band4	5MHz	16QAM	20175	1RB#0	21.13	22.00
Band4	5MHz	16QAM	20175	1RB#12	21.53	22.00
Band4	5MHz	16QAM	20175	1RB#24	21.43	22.00
Band4	5MHz	16QAM	20175	12RB#0	20.46	21.00
Band4	5MHz	16QAM	20175	12RB#6	20.38	21.00
Band4	5MHz	16QAM	20175	12RB#13	20.37	21.00
Band4	5MHz	16QAM	20175	25RB#0	20.49	21.00
Band4	5MHz	QPSK	20375	1RB#0	22.67	23.00
Band4	5MHz	QPSK	20375	1RB#12	22.57	23.00
Band4	5MHz	QPSK	20375	1RB#24	22.68	23.00
Band4	5MHz	QPSK	20375	12RB#0	21.69	22.00
Band4	5MHz	QPSK	20375	12RB#6	21.6	22.00
Band4	5MHz	QPSK	20375	12RB#13	21.7	22.00
Band4	5MHz	QPSK	20375	25RB#0	21.57	22.00
Band4	5MHz	16QAM	20375	1RB#0	21.48	22.00
Band4	5MHz	16QAM	20375	1RB#12	22.02	23.00
Band4	5MHz	16QAM	20375	1RB#24	21.64	22.00
Band4	5MHz	16QAM	20375	12RB#0	20.66	21.00
Band4	5MHz	16QAM	20375	12RB#6	20.59	21.00
Band4	5MHz	16QAM	20375	12RB#13	20.7	21.00
Band4	5MHz	16QAM	20375	25RB#0	20.47	21.00
Band4	10MHz	QPSK	20000	1RB#0	22.15	23.00
Band4	10MHz	QPSK	20000	1RB#24	23.06	24.00
Band4	10MHz	QPSK	20000	1RB#49	22.07	23.00
Band4	10MHz	QPSK	20000	25RB#0	21.55	22.00
Band4	10MHz	QPSK	20000	25RB#12	21.67	22.00
Band4	10MHz	QPSK	20000	25RB#25	21.58	22.00
Band4	10MHz	QPSK	20000	50RB#0	21.57	22.00
Band4	10MHz	16QAM	20000	1RB#0	21.35	22.00
Band4	10MHz	16QAM	20000	1RB#24	22.02	23.00
Band4	10MHz	16QAM	20000	1RB#49	21.3	22.00
Band4	10MHz	16QAM	20000	25RB#0	20.5	21.00
Band4	10MHz	16QAM	20000	25RB#12	20.75	21.00
Band4	10MHz	16QAM	20000	25RB#25	20.55	21.00

Any unauthorized modification, forgery, or falsification of this document constitutes a violation of law and is subject to legal penalties. If you have any questions, you may scan the QR code to download the report for verification or contact us via email.
Hotline: 400-003-0500 web: www.anbotek.com E-mail: service@anbotek.com

Band4	10MHz	16QAM	20000	50RB#0	20.54	21.00
Band4	10MHz	QPSK	20175	1RB#0	22.29	23.00
Band4	10MHz	QPSK	20175	1RB#24	22.53	23.00
Band4	10MHz	QPSK	20175	1RB#49	22.25	23.00
Band4	10MHz	QPSK	20175	25RB#0	21.43	22.00
Band4	10MHz	QPSK	20175	25RB#12	21.41	22.00
Band4	10MHz	QPSK	20175	25RB#25	21.39	22.00
Band4	10MHz	QPSK	20175	50RB#0	21.36	22.00
Band4	10MHz	16QAM	20175	1RB#0	21.21	22.00
Band4	10MHz	16QAM	20175	1RB#24	22.31	23.00
Band4	10MHz	16QAM	20175	1RB#49	21.37	22.00
Band4	10MHz	16QAM	20175	25RB#0	20.44	21.00
Band4	10MHz	16QAM	20175	25RB#12	20.51	21.00
Band4	10MHz	16QAM	20175	25RB#25	20.4	21.00
Band4	10MHz	16QAM	20175	50RB#0	20.26	21.00
Band4	10MHz	QPSK	20350	1RB#0	22.52	23.00
Band4	10MHz	QPSK	20350	1RB#24	22.92	23.00
Band4	10MHz	QPSK	20350	1RB#49	22.63	23.00
Band4	10MHz	QPSK	20350	25RB#0	21.61	22.00
Band4	10MHz	QPSK	20350	25RB#12	21.66	22.00
Band4	10MHz	QPSK	20350	25RB#25	21.62	22.00
Band4	10MHz	QPSK	20350	50RB#0	21.59	22.00
Band4	10MHz	16QAM	20350	1RB#0	21.94	22.00
Band4	10MHz	16QAM	20350	1RB#24	21.58	22.00
Band4	10MHz	16QAM	20350	1RB#49	21.97	22.00
Band4	10MHz	16QAM	20350	25RB#0	20.61	21.00
Band4	10MHz	16QAM	20350	25RB#12	20.66	21.00
Band4	10MHz	16QAM	20350	25RB#25	20.76	21.00
Band4	10MHz	16QAM	20350	50RB#0	20.59	21.00
Band4	15MHz	QPSK	20025	1RB#0	22.23	23.00
Band4	15MHz	QPSK	20025	1RB#38	22.56	23.00
Band4	15MHz	QPSK	20025	1RB#74	22.35	23.00
Band4	15MHz	QPSK	20025	38RB#0	21.59	22.00
Band4	15MHz	QPSK	20025	38RB#18	21.59	22.00
Band4	15MHz	QPSK	20025	38RB#37	21.48	22.00
Band4	15MHz	QPSK	20025	75RB#0	21.47	22.00
Band4	15MHz	16QAM	20025	1RB#0	21.3	22.00
Band4	15MHz	16QAM	20025	1RB#38	22.22	23.00
Band4	15MHz	16QAM	20025	1RB#74	21.52	22.00
Band4	15MHz	16QAM	20025	38RB#0	21.59	22.00

Any unauthorized modification, forgery, or falsification of this document constitutes a violation of law and is subject to legal penalties. If you have any questions, you may scan the QR code to download the report for verification or contact us via email.
Hotline: 400-003-0500 web: www.anbotek.com E-mail: service@anbotek.com

Band4	15MHz	16QAM	20025	38RB#18	20.47	21.00
Band4	15MHz	16QAM	20025	38RB#37	21.47	22.00
Band4	15MHz	16QAM	20025	75RB#0	20.47	21.00
Band4	15MHz	QPSK	20175	1RB#0	22.36	23.00
Band4	15MHz	QPSK	20175	1RB#38	22.6	23.00
Band4	15MHz	QPSK	20175	1RB#74	22.34	23.00
Band4	15MHz	QPSK	20175	38RB#0	21.41	22.00
Band4	15MHz	QPSK	20175	38RB#18	21.47	22.00
Band4	15MHz	QPSK	20175	38RB#37	21.36	22.00
Band4	15MHz	QPSK	20175	75RB#0	21.33	22.00
Band4	15MHz	16QAM	20175	1RB#0	21.41	22.00
Band4	15MHz	16QAM	20175	1RB#38	22.11	23.00
Band4	15MHz	16QAM	20175	1RB#74	21.34	22.00
Band4	15MHz	16QAM	20175	38RB#0	21.39	22.00
Band4	15MHz	16QAM	20175	38RB#18	20.43	21.00
Band4	15MHz	16QAM	20175	38RB#37	21.34	22.00
Band4	15MHz	16QAM	20175	75RB#0	20.4	21.00
Band4	15MHz	QPSK	20325	1RB#0	22.27	23.00
Band4	15MHz	QPSK	20325	1RB#38	22.73	23.00
Band4	15MHz	QPSK	20325	1RB#74	22.45	23.00
Band4	15MHz	QPSK	20325	38RB#0	21.63	22.00
Band4	15MHz	QPSK	20325	38RB#18	21.65	22.00
Band4	15MHz	QPSK	20325	38RB#37	21.52	22.00
Band4	15MHz	QPSK	20325	75RB#0	21.52	22.00
Band4	15MHz	16QAM	20325	1RB#0	21.29	22.00
Band4	15MHz	16QAM	20325	1RB#38	22.48	23.00
Band4	15MHz	16QAM	20325	1RB#74	21.59	22.00
Band4	15MHz	16QAM	20325	38RB#0	21.53	22.00
Band4	15MHz	16QAM	20325	38RB#18	20.67	21.00
Band4	15MHz	16QAM	20325	38RB#37	21.52	22.00
Band4	15MHz	16QAM	20325	75RB#0	20.57	21.00
Band4	20MHz	QPSK	20050	1RB#0	22.83	23.00
Band4	20MHz	QPSK	20050	1RB#49	23.45	24.00
Band4	20MHz	QPSK	20050	1RB#99	22.68	23.00
Band4	20MHz	QPSK	20050	50RB#0	21.7	22.00
Band4	20MHz	QPSK	20050	50RB#25	21.68	22.00
Band4	20MHz	QPSK	20050	50RB#50	21.56	22.00
Band4	20MHz	QPSK	20050	100RB#0	21.63	22.00
Band4	20MHz	16QAM	20050	1RB#0	21.7	22.00
Band4	20MHz	16QAM	20050	1RB#49	21.57	22.00

Any unauthorized modification, forgery, or falsification of this document constitutes a violation of law and is subject to legal penalties. If you have any questions, you may scan the QR code to download the report for verification or contact us via email.
Hotline: 400-003-0500 web: www.anbotek.com E-mail: service@anbotek.com

Band4	20MHz	16QAM	20050	1RB#99	21.3	22.00
Band4	20MHz	16QAM	20050	50RB#0	20.72	21.00
Band4	20MHz	16QAM	20050	50RB#25	20.54	21.00
Band4	20MHz	16QAM	20050	50RB#50	20.55	21.00
Band4	20MHz	16QAM	20050	100RB#0	20.39	21.00
Band4	20MHz	QPSK	20175	1RB#0	22.37	23.00
Band4	20MHz	QPSK	20175	1RB#49	22.18	23.00
Band4	20MHz	QPSK	20175	1RB#99	22.52	23.00
Band4	20MHz	QPSK	20175	50RB#0	21.41	22.00
Band4	20MHz	QPSK	20175	50RB#25	21.38	22.00
Band4	20MHz	QPSK	20175	50RB#50	21.42	22.00
Band4	20MHz	QPSK	20175	100RB#0	21.42	22.00
Band4	20MHz	16QAM	20175	1RB#0	21.62	22.00
Band4	20MHz	16QAM	20175	1RB#49	21.56	22.00
Band4	20MHz	16QAM	20175	1RB#99	21.46	22.00
Band4	20MHz	16QAM	20175	50RB#0	20.39	21.00
Band4	20MHz	16QAM	20175	50RB#25	20.44	21.00
Band4	20MHz	16QAM	20175	50RB#50	20.5	21.00
Band4	20MHz	16QAM	20175	100RB#0	20.5	21.00
Band4	20MHz	QPSK	20300	1RB#0	22.48	23.00
Band4	20MHz	QPSK	20300	1RB#49	22.53	23.00
Band4	20MHz	QPSK	20300	1RB#99	22.84	23.00
Band4	20MHz	QPSK	20300	50RB#0	21.48	22.00
Band4	20MHz	QPSK	20300	50RB#25	21.48	22.00
Band4	20MHz	QPSK	20300	50RB#50	21.63	22.00
Band4	20MHz	QPSK	20300	100RB#0	21.49	22.00
Band4	20MHz	16QAM	20300	1RB#0	22.08	23.00
Band4	20MHz	16QAM	20300	1RB#49	21.41	22.00
Band4	20MHz	16QAM	20300	1RB#99	22.1	23.00
Band4	20MHz	16QAM	20300	50RB#0	20.46	21.00
Band4	20MHz	16QAM	20300	50RB#25	20.55	21.00
Band4	20MHz	16QAM	20300	50RB#50	20.62	21.00
Band4	20MHz	16QAM	20300	100RB#0	20.56	21.00

Band 5

Band	Bandwidth	Modulation	Channel	RB Configuration	Result(dBm)	Tune-up
Band5	1.4MHz	QPSK	20407	1RB#0	23.76	24.00
Band5	1.4MHz	QPSK	20407	1RB#2	23.86	24.00
Band5	1.4MHz	QPSK	20407	1RB#5	23.66	24.00
Band5	1.4MHz	QPSK	20407	3RB#0	23.76	24.00

Any unauthorized modification, forgery, or falsification of this document constitutes a violation of law and is subject to legal penalties. If you have any questions, you may scan the QR code to download the report for verification or contact us via email.
Hotline: 400-003-0500 web: www.anbotek.com E-mail: service@anbotek.com

Band5	1.4MHz	QPSK	20407	3RB#1	23.75	24.00
Band5	1.4MHz	QPSK	20407	3RB#3	23.76	24.00
Band5	1.4MHz	QPSK	20407	6RB#0	22.59	23.00
Band5	1.4MHz	16QAM	20407	1RB#0	23.34	24.00
Band5	1.4MHz	16QAM	20407	1RB#2	22.73	23.00
Band5	1.4MHz	16QAM	20407	1RB#5	22.51	23.00
Band5	1.4MHz	16QAM	20407	3RB#0	22.44	23.00
Band5	1.4MHz	16QAM	20407	3RB#1	22.7	23.00
Band5	1.4MHz	16QAM	20407	3RB#3	22.42	23.00
Band5	1.4MHz	16QAM	20407	6RB#0	21.48	22.00
Band5	1.4MHz	QPSK	20525	1RB#0	23.07	24.00
Band5	1.4MHz	QPSK	20525	1RB#2	22.93	23.00
Band5	1.4MHz	QPSK	20525	1RB#5	23.08	24.00
Band5	1.4MHz	QPSK	20525	3RB#0	23.16	24.00
Band5	1.4MHz	QPSK	20525	3RB#1	23.23	24.00
Band5	1.4MHz	QPSK	20525	3RB#3	22.99	23.00
Band5	1.4MHz	QPSK	20525	6RB#0	21.98	22.00
Band5	1.4MHz	16QAM	20525	1RB#0	22.16	23.00
Band5	1.4MHz	16QAM	20525	1RB#2	22.61	23.00
Band5	1.4MHz	16QAM	20525	1RB#5	22.02	23.00
Band5	1.4MHz	16QAM	20525	3RB#0	21.66	22.00
Band5	1.4MHz	16QAM	20525	3RB#1	22.2	23.00
Band5	1.4MHz	16QAM	20525	3RB#3	21.72	22.00
Band5	1.4MHz	16QAM	20525	6RB#0	21.07	22.00
Band5	1.4MHz	QPSK	20643	1RB#0	22.89	23.00
Band5	1.4MHz	QPSK	20643	1RB#2	23.07	24.00
Band5	1.4MHz	QPSK	20643	1RB#5	22.86	23.00
Band5	1.4MHz	QPSK	20643	3RB#0	22.84	23.00
Band5	1.4MHz	QPSK	20643	3RB#1	23.14	24.00
Band5	1.4MHz	QPSK	20643	3RB#3	23.09	24.00
Band5	1.4MHz	QPSK	20643	6RB#0	21.8	22.00
Band5	1.4MHz	16QAM	20643	1RB#0	21.75	22.00
Band5	1.4MHz	16QAM	20643	1RB#2	21.79	22.00
Band5	1.4MHz	16QAM	20643	1RB#5	22.27	23.00
Band5	1.4MHz	16QAM	20643	3RB#0	22.11	23.00
Band5	1.4MHz	16QAM	20643	3RB#1	21.47	22.00
Band5	1.4MHz	16QAM	20643	3RB#3	21.34	22.00
Band5	1.4MHz	16QAM	20643	6RB#0	20.83	21.00
Band5	3MHz	QPSK	20415	1RB#0	23.36	24.00
Band5	3MHz	QPSK	20415	1RB#8	23.63	24.00

Any unauthorized modification, forgery, or falsification of this document constitutes a violation of law and is subject to legal penalties. If you have any questions, you may scan the QR code to download the report for verification or contact us via email.
Hotline: 400-003-0500 web: www.anbotek.com E-mail: service@anbotek.com

Band5	3MHz	QPSK	20415	1RB#14	23.48	24.00
Band5	3MHz	QPSK	20415	8RB#0	22.51	23.00
Band5	3MHz	QPSK	20415	8RB#4	22.66	23.00
Band5	3MHz	QPSK	20415	8RB#7	22.6	23.00
Band5	3MHz	QPSK	20415	15RB#0	22.51	23.00
Band5	3MHz	16QAM	20415	1RB#0	22.54	23.00
Band5	3MHz	16QAM	20415	1RB#8	23.31	24.00
Band5	3MHz	16QAM	20415	1RB#14	22.46	23.00
Band5	3MHz	16QAM	20415	8RB#0	21.77	22.00
Band5	3MHz	16QAM	20415	8RB#4	21.69	22.00
Band5	3MHz	16QAM	20415	8RB#7	21.77	22.00
Band5	3MHz	16QAM	20415	15RB#0	21.54	22.00
Band5	3MHz	QPSK	20525	1RB#0	23	23.00
Band5	3MHz	QPSK	20525	1RB#8	22.94	23.00
Band5	3MHz	QPSK	20525	1RB#14	22.89	23.00
Band5	3MHz	QPSK	20525	8RB#0	21.94	22.00
Band5	3MHz	QPSK	20525	8RB#4	21.96	22.00
Band5	3MHz	QPSK	20525	8RB#7	22.03	23.00
Band5	3MHz	QPSK	20525	15RB#0	22.14	23.00
Band5	3MHz	16QAM	20525	1RB#0	22.11	23.00
Band5	3MHz	16QAM	20525	1RB#8	22.43	23.00
Band5	3MHz	16QAM	20525	1RB#14	21.79	22.00
Band5	3MHz	16QAM	20525	8RB#0	21.07	22.00
Band5	3MHz	16QAM	20525	8RB#4	21.03	22.00
Band5	3MHz	16QAM	20525	8RB#7	21.14	22.00
Band5	3MHz	16QAM	20525	15RB#0	21.06	22.00
Band5	3MHz	QPSK	20635	1RB#0	22.95	23.00
Band5	3MHz	QPSK	20635	1RB#8	22.79	23.00
Band5	3MHz	QPSK	20635	1RB#14	23.09	24.00
Band5	3MHz	QPSK	20635	8RB#0	21.98	22.00
Band5	3MHz	QPSK	20635	8RB#4	21.88	22.00
Band5	3MHz	QPSK	20635	8RB#7	21.95	22.00
Band5	3MHz	QPSK	20635	15RB#0	21.91	22.00
Band5	3MHz	16QAM	20635	1RB#0	21.63	22.00
Band5	3MHz	16QAM	20635	1RB#8	21.92	22.00
Band5	3MHz	16QAM	20635	1RB#14	22.02	23.00
Band5	3MHz	16QAM	20635	8RB#0	20.81	21.00
Band5	3MHz	16QAM	20635	8RB#4	20.73	21.00
Band5	3MHz	16QAM	20635	8RB#7	20.97	21.00
Band5	3MHz	16QAM	20635	15RB#0	20.87	21.00

Any unauthorized modification, forgery, or falsification of this document constitutes a violation of law and is subject to legal penalties. If you have any questions, you may scan the QR code to download the report for verification or contact us via email.
Hotline: 400-003-0500 web: www.anbotek.com E-mail: service@anbotek.com

Band5	5MHz	QPSK	20425	1RB#0	23.47	24.00
Band5	5MHz	QPSK	20425	1RB#12	23.81	24.00
Band5	5MHz	QPSK	20425	1RB#24	23.69	24.00
Band5	5MHz	QPSK	20425	12RB#0	22.57	23.00
Band5	5MHz	QPSK	20425	12RB#6	22.59	23.00
Band5	5MHz	QPSK	20425	12RB#13	22.53	23.00
Band5	5MHz	QPSK	20425	25RB#0	22.56	23.00
Band5	5MHz	16QAM	20425	1RB#0	22.35	23.00
Band5	5MHz	16QAM	20425	1RB#12	22.42	23.00
Band5	5MHz	16QAM	20425	1RB#24	22.6	23.00
Band5	5MHz	16QAM	20425	12RB#0	21.56	22.00
Band5	5MHz	16QAM	20425	12RB#6	21.41	22.00
Band5	5MHz	16QAM	20425	12RB#13	21.54	22.00
Band5	5MHz	16QAM	20425	25RB#0	21.66	22.00
Band5	5MHz	QPSK	20525	1RB#0	23.09	24.00
Band5	5MHz	QPSK	20525	1RB#12	23.16	24.00
Band5	5MHz	QPSK	20525	1RB#24	22.74	23.00
Band5	5MHz	QPSK	20525	12RB#0	22.08	23.00
Band5	5MHz	QPSK	20525	12RB#6	22.02	23.00
Band5	5MHz	QPSK	20525	12RB#13	21.97	22.00
Band5	5MHz	QPSK	20525	25RB#0	22.08	23.00
Band5	5MHz	16QAM	20525	1RB#0	21.98	22.00
Band5	5MHz	16QAM	20525	1RB#12	21.77	22.00
Band5	5MHz	16QAM	20525	1RB#24	21.76	22.00
Band5	5MHz	16QAM	20525	12RB#0	21.07	22.00
Band5	5MHz	16QAM	20525	12RB#6	21.01	22.00
Band5	5MHz	16QAM	20525	12RB#13	20.95	21.00
Band5	5MHz	16QAM	20525	25RB#0	21.09	22.00
Band5	5MHz	QPSK	20625	1RB#0	23.1	24.00
Band5	5MHz	QPSK	20625	1RB#12	23.04	24.00
Band5	5MHz	QPSK	20625	1RB#24	23.1	24.00
Band5	5MHz	QPSK	20625	12RB#0	21.92	22.00
Band5	5MHz	QPSK	20625	12RB#6	21.87	22.00
Band5	5MHz	QPSK	20625	12RB#13	21.85	22.00
Band5	5MHz	QPSK	20625	25RB#0	21.88	22.00
Band5	5MHz	16QAM	20625	1RB#0	21.81	22.00
Band5	5MHz	16QAM	20625	1RB#12	22.8	23.00
Band5	5MHz	16QAM	20625	1RB#24	22.2	23.00
Band5	5MHz	16QAM	20625	12RB#0	20.95	21.00
Band5	5MHz	16QAM	20625	12RB#6	20.9	21.00

Any unauthorized modification, forgery, or falsification of this document constitutes a violation of law and is subject to legal penalties. If you have any questions, you may scan the QR code to download the report for verification or contact us via email.
Hotline: 400-003-0500 web: www.anbotek.com E-mail: service@anbotek.com

Band5	5MHz	16QAM	20625	12RB#13	20.94	21.00
Band5	5MHz	16QAM	20625	25RB#0	20.89	21.00
Band5	10MHz	QPSK	20450	1RB#0	23.65	24.00
Band5	10MHz	QPSK	20450	1RB#24	23.81	24.00
Band5	10MHz	QPSK	20450	1RB#49	22.72	23.00
Band5	10MHz	QPSK	20450	25RB#0	22.61	23.00
Band5	10MHz	QPSK	20450	25RB#12	22.51	23.00
Band5	10MHz	QPSK	20450	25RB#25	22.19	23.00
Band5	10MHz	QPSK	20450	50RB#0	22.3	23.00
Band5	10MHz	16QAM	20450	1RB#0	22.52	23.00
Band5	10MHz	16QAM	20450	1RB#24	23.07	24.00
Band5	10MHz	16QAM	20450	1RB#49	21.87	22.00
Band5	10MHz	16QAM	20450	25RB#0	21.46	22.00
Band5	10MHz	16QAM	20450	25RB#12	21.62	22.00
Band5	10MHz	16QAM	20450	25RB#25	21.17	22.00
Band5	10MHz	16QAM	20450	50RB#0	21.38	22.00
Band5	10MHz	QPSK	20525	1RB#0	23.02	24.00
Band5	10MHz	QPSK	20525	1RB#24	23.17	24.00
Band5	10MHz	QPSK	20525	1RB#49	22.84	23.00
Band5	10MHz	QPSK	20525	25RB#0	22.17	23.00
Band5	10MHz	QPSK	20525	25RB#12	22.14	23.00
Band5	10MHz	QPSK	20525	25RB#25	22.03	23.00
Band5	10MHz	QPSK	20525	50RB#0	22.06	23.00
Band5	10MHz	16QAM	20525	1RB#0	22.1	23.00
Band5	10MHz	16QAM	20525	1RB#24	22.54	23.00
Band5	10MHz	16QAM	20525	1RB#49	21.86	22.00
Band5	10MHz	16QAM	20525	25RB#0	21.22	22.00
Band5	10MHz	16QAM	20525	25RB#12	20.93	21.00
Band5	10MHz	16QAM	20525	25RB#25	20.91	21.00
Band5	10MHz	16QAM	20525	50RB#0	21.03	22.00
Band5	10MHz	QPSK	20600	1RB#0	23.01	24.00
Band5	10MHz	QPSK	20600	1RB#24	23.14	24.00
Band5	10MHz	QPSK	20600	1RB#49	22.85	23.00
Band5	10MHz	QPSK	20600	25RB#0	21.98	22.00
Band5	10MHz	QPSK	20600	25RB#12	21.88	22.00
Band5	10MHz	QPSK	20600	25RB#25	22	22.00
Band5	10MHz	QPSK	20600	50RB#0	21.84	22.00
Band5	10MHz	16QAM	20600	1RB#0	21.61	22.00
Band5	10MHz	16QAM	20600	1RB#24	22.73	23.00
Band5	10MHz	16QAM	20600	1RB#49	21.66	22.00

Any unauthorized modification, forgery, or falsification of this document constitutes a violation of law and is subject to legal penalties. If you have any questions, you may scan the QR code to download the report for verification or contact us via email.
Hotline: 400-003-0500 web: www.anbotek.com E-mail: service@anbotek.com

Band5	10MHz	16QAM	20600	25RB#0	20.88	21.00
Band5	10MHz	16QAM	20600	25RB#12	21	21.00
Band5	10MHz	16QAM	20600	25RB#25	20.84	21.00
Band5	10MHz	16QAM	20600	50RB#0	20.77	21.00

Band 12

Band	Bandwidth	Modulation	Channel	RB Configuration	Result(dBm)	Tune-up
Band12	1.4MHz	QPSK	23017	1RB#0	24.45	25.00
Band12	1.4MHz	QPSK	23017	1RB#2	24.62	25.00
Band12	1.4MHz	QPSK	23017	1RB#5	24.59	25.00
Band12	1.4MHz	QPSK	23017	3RB#0	24.72	25.00
Band12	1.4MHz	QPSK	23017	3RB#1	24.7	25.00
Band12	1.4MHz	QPSK	23017	3RB#3	24.66	25.00
Band12	1.4MHz	QPSK	23017	6RB#0	23.6	24.00
Band12	1.4MHz	16QAM	23017	1RB#0	23.67	24.00
Band12	1.4MHz	16QAM	23017	1RB#2	24.46	25.00
Band12	1.4MHz	16QAM	23017	1RB#5	23.27	24.00
Band12	1.4MHz	16QAM	23017	3RB#0	23.61	24.00
Band12	1.4MHz	16QAM	23017	3RB#1	23.7	24.00
Band12	1.4MHz	16QAM	23017	3RB#3	23.67	24.00
Band12	1.4MHz	16QAM	23017	6RB#0	22.4	23.00
Band12	1.4MHz	QPSK	23095	1RB#0	24.43	25.00
Band12	1.4MHz	QPSK	23095	1RB#2	24.26	25.00
Band12	1.4MHz	QPSK	23095	1RB#5	24.28	25.00
Band12	1.4MHz	QPSK	23095	3RB#0	24.26	25.00
Band12	1.4MHz	QPSK	23095	3RB#1	24.19	25.00
Band12	1.4MHz	QPSK	23095	3RB#3	23.95	24.00
Band12	1.4MHz	QPSK	23095	6RB#0	22.97	23.00
Band12	1.4MHz	16QAM	23095	1RB#0	23.59	24.00
Band12	1.4MHz	16QAM	23095	1RB#2	23.94	24.00
Band12	1.4MHz	16QAM	23095	1RB#5	23.16	24.00
Band12	1.4MHz	16QAM	23095	3RB#0	22.9	23.00
Band12	1.4MHz	16QAM	23095	3RB#1	22.91	23.00
Band12	1.4MHz	16QAM	23095	3RB#3	22.72	23.00
Band12	1.4MHz	16QAM	23095	6RB#0	22.04	23.00
Band12	1.4MHz	QPSK	23173	1RB#0	23.85	24.00
Band12	1.4MHz	QPSK	23173	1RB#2	23.93	24.00
Band12	1.4MHz	QPSK	23173	1RB#5	23.9	24.00
Band12	1.4MHz	QPSK	23173	3RB#0	23.81	24.00
Band12	1.4MHz	QPSK	23173	3RB#1	23.83	24.00

Any unauthorized modification, forgery, or falsification of this document constitutes a violation of law and is subject to legal penalties. If you have any questions, you may scan the QR code to download the report for verification or contact us via email.
Hotline: 400-003-0500 web: www.anbotek.com E-mail: service@anbotek.com

Band12	1.4MHz	QPSK	23173	3RB#3	23.71	24.00
Band12	1.4MHz	QPSK	23173	6RB#0	22.8	23.00
Band12	1.4MHz	16QAM	23173	1RB#0	22.82	23.00
Band12	1.4MHz	16QAM	23173	1RB#2	23.67	24.00
Band12	1.4MHz	16QAM	23173	1RB#5	22.52	23.00
Band12	1.4MHz	16QAM	23173	3RB#0	22.67	23.00
Band12	1.4MHz	16QAM	23173	3RB#1	22.67	23.00
Band12	1.4MHz	16QAM	23173	3RB#3	22.75	23.00
Band12	1.4MHz	16QAM	23173	6RB#0	21.69	22.00
Band12	3MHz	QPSK	23025	1RB#0	23.66	24.00
Band12	3MHz	QPSK	23025	1RB#8	23.93	24.00
Band12	3MHz	QPSK	23025	1RB#14	23.7	24.00
Band12	3MHz	QPSK	23025	8RB#0	22.94	23.00
Band12	3MHz	QPSK	23025	8RB#4	23	23.00
Band12	3MHz	QPSK	23025	8RB#7	22.88	23.00
Band12	3MHz	QPSK	23025	15RB#0	23.03	24.00
Band12	3MHz	16QAM	23025	1RB#0	22.79	23.00
Band12	3MHz	16QAM	23025	1RB#8	23.32	24.00
Band12	3MHz	16QAM	23025	1RB#14	22.7	23.00
Band12	3MHz	16QAM	23025	8RB#0	22.13	23.00
Band12	3MHz	16QAM	23025	8RB#4	22.08	23.00
Band12	3MHz	16QAM	23025	8RB#7	22.08	23.00
Band12	3MHz	16QAM	23025	15RB#0	21.9	22.00
Band12	3MHz	QPSK	23095	1RB#0	23.9	24.00
Band12	3MHz	QPSK	23095	1RB#8	24.04	25.00
Band12	3MHz	QPSK	23095	1RB#14	23.68	24.00
Band12	3MHz	QPSK	23095	8RB#0	22.74	23.00
Band12	3MHz	QPSK	23095	8RB#4	22.8	23.00
Band12	3MHz	QPSK	23095	8RB#7	22.75	23.00
Band12	3MHz	QPSK	23095	15RB#0	22.76	23.00
Band12	3MHz	16QAM	23095	1RB#0	22.44	23.00
Band12	3MHz	16QAM	23095	1RB#8	23.6	24.00
Band12	3MHz	16QAM	23095	1RB#14	22.49	23.00
Band12	3MHz	16QAM	23095	8RB#0	21.77	22.00
Band12	3MHz	16QAM	23095	8RB#4	21.72	22.00
Band12	3MHz	16QAM	23095	8RB#7	21.82	22.00
Band12	3MHz	16QAM	23095	15RB#0	21.64	22.00
Band12	3MHz	QPSK	23165	1RB#0	23.78	24.00
Band12	3MHz	QPSK	23165	1RB#8	23.42	24.00
Band12	3MHz	QPSK	23165	1RB#14	23.62	24.00

Any unauthorized modification, forgery, or falsification of this document constitutes a violation of law and is subject to legal penalties. If you have any questions, you may scan the QR code to download the report for verification or contact us via email.
Hotline: 400-003-0500 web: www.anbotek.com E-mail: service@anbotek.com

Band12	3MHz	QPSK	23165	8RB#0	22.77	23.00
Band12	3MHz	QPSK	23165	8RB#4	22.72	23.00
Band12	3MHz	QPSK	23165	8RB#7	22.76	23.00
Band12	3MHz	QPSK	23165	15RB#0	22.74	23.00
Band12	3MHz	16QAM	23165	1RB#0	22.73	23.00
Band12	3MHz	16QAM	23165	1RB#8	22.64	23.00
Band12	3MHz	16QAM	23165	1RB#14	22.84	23.00
Band12	3MHz	16QAM	23165	8RB#0	21.79	22.00
Band12	3MHz	16QAM	23165	8RB#4	21.55	22.00
Band12	3MHz	16QAM	23165	8RB#7	21.86	22.00
Band12	3MHz	16QAM	23165	15RB#0	21.49	22.00
Band12	5MHz	QPSK	23035	1RB#0	23.7	24.00
Band12	5MHz	QPSK	23035	1RB#12	24.07	25.00
Band12	5MHz	QPSK	23035	1RB#24	23.7	24.00
Band12	5MHz	QPSK	23035	12RB#0	22.88	23.00
Band12	5MHz	QPSK	23035	12RB#6	22.95	23.00
Band12	5MHz	QPSK	23035	12RB#13	22.78	23.00
Band12	5MHz	QPSK	23035	25RB#0	22.85	23.00
Band12	5MHz	16QAM	23035	1RB#0	22.74	23.00
Band12	5MHz	16QAM	23035	1RB#12	22.77	23.00
Band12	5MHz	16QAM	23035	1RB#24	22.49	23.00
Band12	5MHz	16QAM	23035	12RB#0	21.94	22.00
Band12	5MHz	16QAM	23035	12RB#6	22.05	23.00
Band12	5MHz	16QAM	23035	12RB#13	21.79	22.00
Band12	5MHz	16QAM	23035	25RB#0	21.81	22.00
Band12	5MHz	QPSK	23095	1RB#0	23.94	24.00
Band12	5MHz	QPSK	23095	1RB#12	24	24.00
Band12	5MHz	QPSK	23095	1RB#24	23.77	24.00
Band12	5MHz	QPSK	23095	12RB#0	22.73	23.00
Band12	5MHz	QPSK	23095	12RB#6	22.84	23.00
Band12	5MHz	QPSK	23095	12RB#13	22.74	23.00
Band12	5MHz	QPSK	23095	25RB#0	22.76	23.00
Band12	5MHz	16QAM	23095	1RB#0	22.93	23.00
Band12	5MHz	16QAM	23095	1RB#12	23.57	24.00
Band12	5MHz	16QAM	23095	1RB#24	22.5	23.00
Band12	5MHz	16QAM	23095	12RB#0	21.86	22.00
Band12	5MHz	16QAM	23095	12RB#6	21.99	22.00
Band12	5MHz	16QAM	23095	12RB#13	21.58	22.00
Band12	5MHz	16QAM	23095	25RB#0	21.8	22.00
Band12	5MHz	QPSK	23155	1RB#0	23.71	24.00

Any unauthorized modification, forgery, or falsification of this document constitutes a violation of law and is subject to legal penalties. If you have any questions, you may scan the QR code to download the report for verification or contact us via email.
Hotline: 400-003-0500 web: www.anbotek.com E-mail: service@anbotek.com

Band12	5MHz	QPSK	23155	1RB#12	23.64	24.00
Band12	5MHz	QPSK	23155	1RB#24	23.48	24.00
Band12	5MHz	QPSK	23155	12RB#0	22.72	23.00
Band12	5MHz	QPSK	23155	12RB#6	22.62	23.00
Band12	5MHz	QPSK	23155	12RB#13	22.67	23.00
Band12	5MHz	QPSK	23155	25RB#0	22.67	23.00
Band12	5MHz	16QAM	23155	1RB#0	22.59	23.00
Band12	5MHz	16QAM	23155	1RB#12	22.51	23.00
Band12	5MHz	16QAM	23155	1RB#24	22.62	23.00
Band12	5MHz	16QAM	23155	12RB#0	21.64	22.00
Band12	5MHz	16QAM	23155	12RB#6	21.42	22.00
Band12	5MHz	16QAM	23155	12RB#13	21.61	22.00
Band12	5MHz	16QAM	23155	25RB#0	21.7	22.00
Band12	10MHz	QPSK	23060	1RB#0	23.78	24.00
Band12	10MHz	QPSK	23060	1RB#24	23.89	24.00
Band12	10MHz	QPSK	23060	1RB#49	23.49	24.00
Band12	10MHz	QPSK	23060	25RB#0	22.86	23.00
Band12	10MHz	QPSK	23060	25RB#12	22.83	23.00
Band12	10MHz	QPSK	23060	25RB#25	22.79	23.00
Band12	10MHz	QPSK	23060	50RB#0	22.88	23.00
Band12	10MHz	16QAM	23060	1RB#0	22.68	23.00
Band12	10MHz	16QAM	23060	1RB#24	23.28	24.00
Band12	10MHz	16QAM	23060	1RB#49	22.57	23.00
Band12	10MHz	16QAM	23060	25RB#0	21.71	22.00
Band12	10MHz	16QAM	23060	25RB#12	21.79	22.00
Band12	10MHz	16QAM	23060	25RB#25	21.84	22.00
Band12	10MHz	16QAM	23060	50RB#0	21.72	22.00
Band12	10MHz	QPSK	23095	1RB#0	23.66	24.00
Band12	10MHz	QPSK	23095	1RB#24	24.02	25.00
Band12	10MHz	QPSK	23095	1RB#49	23.45	24.00
Band12	10MHz	QPSK	23095	25RB#0	22.84	23.00
Band12	10MHz	QPSK	23095	25RB#12	22.77	23.00
Band12	10MHz	QPSK	23095	25RB#25	22.72	23.00
Band12	10MHz	QPSK	23095	50RB#0	22.75	23.00
Band12	10MHz	16QAM	23095	1RB#0	22.38	23.00
Band12	10MHz	16QAM	23095	1RB#24	23.68	24.00
Band12	10MHz	16QAM	23095	1RB#49	22.48	23.00
Band12	10MHz	16QAM	23095	25RB#0	21.81	22.00
Band12	10MHz	16QAM	23095	25RB#12	21.86	22.00
Band12	10MHz	16QAM	23095	25RB#25	21.83	22.00

Any unauthorized modification, forgery, or falsification of this document constitutes a violation of law and is subject to legal penalties. If you have any questions, you may scan the QR code to download the report for verification or contact us via email.
Hotline: 400-003-0500 web: www.anbotek.com E-mail: service@anbotek.com

Band12	10MHz	16QAM	23095	50RB#0	21.73	22.00
Band12	10MHz	QPSK	23130	1RB#0	23.62	24.00
Band12	10MHz	QPSK	23130	1RB#24	23.93	24.00
Band12	10MHz	QPSK	23130	1RB#49	23.48	24.00
Band12	10MHz	QPSK	23130	25RB#0	22.71	23.00
Band12	10MHz	QPSK	23130	25RB#12	22.73	23.00
Band12	10MHz	QPSK	23130	25RB#25	22.7	23.00
Band12	10MHz	QPSK	23130	50RB#0	22.74	23.00
Band12	10MHz	16QAM	23130	1RB#0	22.96	23.00
Band12	10MHz	16QAM	23130	1RB#24	22.73	23.00
Band12	10MHz	16QAM	23130	1RB#49	22.66	23.00
Band12	10MHz	16QAM	23130	25RB#0	21.6	22.00
Band12	10MHz	16QAM	23130	25RB#12	21.5	22.00
Band12	10MHz	16QAM	23130	25RB#25	21.71	22.00
Band12	10MHz	16QAM	23130	50RB#0	21.71	22.00

Band 13

Band	Bandwidth	Modulation	Channel	RB Configuration	Result(dBm)	Tune-up
Band13	5MHz	QPSK	23205	1RB#0	24.35	25.00
Band13	5MHz	QPSK	23205	1RB#12	24.17	25.00
Band13	5MHz	QPSK	23205	1RB#24	24.6	25.00
Band13	5MHz	QPSK	23205	12RB#0	23.19	24.00
Band13	5MHz	QPSK	23205	12RB#6	23.48	24.00
Band13	5MHz	QPSK	23205	12RB#13	23.68	24.00
Band13	5MHz	QPSK	23205	25RB#0	23.68	24.00
Band13	5MHz	16QAM	23205	1RB#0	23.53	24.00
Band13	5MHz	16QAM	23205	1RB#12	23.45	24.00
Band13	5MHz	16QAM	23205	1RB#24	23.76	24.00
Band13	5MHz	16QAM	23205	12RB#0	22.16	23.00
Band13	5MHz	16QAM	23205	12RB#6	22.39	23.00
Band13	5MHz	16QAM	23205	12RB#13	22.43	23.00
Band13	5MHz	16QAM	23205	25RB#0	22.15	23.00
Band13	5MHz	QPSK	23230	1RB#0	24.66	25.00
Band13	5MHz	QPSK	23230	1RB#12	24.6	25.00
Band13	5MHz	QPSK	23230	1RB#24	24.17	25.00
Band13	5MHz	QPSK	23230	12RB#0	23.18	24.00
Band13	5MHz	QPSK	23230	12RB#6	23.09	24.00
Band13	5MHz	QPSK	23230	12RB#13	23.16	24.00
Band13	5MHz	QPSK	23230	25RB#0	22.83	23.00
Band13	5MHz	16QAM	23230	1RB#0	23.25	24.00

Any unauthorized modification, forgery, or falsification of this document constitutes a violation of law and is subject to legal penalties. If you have any questions, you may scan the QR code to download the report for verification or contact us via email.
Hotline: 400-003-0500 web: www.anbotek.com E-mail: service@anbotek.com

Band13	5MHz	16QAM	23230	1RB#12	23.11	24.00
Band13	5MHz	16QAM	23230	1RB#24	23.06	24.00
Band13	5MHz	16QAM	23230	12RB#0	22.15	23.00
Band13	5MHz	16QAM	23230	12RB#6	22.06	23.00
Band13	5MHz	16QAM	23230	12RB#13	21.96	22.00
Band13	5MHz	16QAM	23230	25RB#0	21.82	22.00
Band13	5MHz	QPSK	23255	1RB#0	24.13	25.00
Band13	5MHz	QPSK	23255	1RB#12	24.05	25.00
Band13	5MHz	QPSK	23255	1RB#24	23.88	24.00
Band13	5MHz	QPSK	23255	12RB#0	22.89	23.00
Band13	5MHz	QPSK	23255	12RB#6	22.7	23.00
Band13	5MHz	QPSK	23255	12RB#13	22.62	23.00
Band13	5MHz	QPSK	23255	25RB#0	22.71	23.00
Band13	5MHz	16QAM	23255	1RB#0	22.7	23.00
Band13	5MHz	16QAM	23255	1RB#12	23.44	24.00
Band13	5MHz	16QAM	23255	1RB#24	22.52	23.00
Band13	5MHz	16QAM	23255	12RB#0	22.09	23.00
Band13	5MHz	16QAM	23255	12RB#6	21.89	22.00
Band13	5MHz	16QAM	23255	12RB#13	21.78	22.00
Band13	5MHz	16QAM	23255	25RB#0	21.67	22.00
Band13	10MHz	QPSK	23230	1RB#0	23.4	24.00
Band13	10MHz	QPSK	23230	1RB#24	23.87	24.00
Band13	10MHz	QPSK	23230	1RB#49	23.26	24.00
Band13	10MHz	QPSK	23230	25RB#0	22.64	23.00
Band13	10MHz	QPSK	23230	25RB#12	22.68	23.00
Band13	10MHz	QPSK	23230	25RB#25	22.57	23.00
Band13	10MHz	QPSK	23230	50RB#0	22.65	23.00
Band13	10MHz	16QAM	23230	1RB#0	22.49	23.00
Band13	10MHz	16QAM	23230	1RB#24	23.24	24.00
Band13	10MHz	16QAM	23230	1RB#49	22.32	23.00
Band13	10MHz	16QAM	23230	25RB#0	21.35	22.00
Band13	10MHz	16QAM	23230	25RB#12	21.67	22.00
Band13	10MHz	16QAM	23230	25RB#25	21.62	22.00
Band13	10MHz	16QAM	23230	50RB#0	21.62	22.00

Band 17

Band	Bandwidth	Modulation	Channel	RB Configuration	Result(dBm)	Tune-up
Band17	5MHz	QPSK	23755	1RB#0	24.53	25.00
Band17	5MHz	QPSK	23755	1RB#12	24.51	25.00
Band17	5MHz	QPSK	23755	1RB#24	24.38	25.00

Any unauthorized modification, forgery, or falsification of this document constitutes a violation of law and is subject to legal penalties. If you have any questions, you may scan the QR code to download the report for verification or contact us via email.
Hotline: 400-003-0500 web: www.anbotek.com E-mail: service@anbotek.com

Band17	5MHz	QPSK	23755	12RB#0	23.64	24.00
Band17	5MHz	QPSK	23755	12RB#6	23.75	24.00
Band17	5MHz	QPSK	23755	12RB#13	23.63	24.00
Band17	5MHz	QPSK	23755	25RB#0	23.44	24.00
Band17	5MHz	16QAM	23755	1RB#0	23.19	24.00
Band17	5MHz	16QAM	23755	1RB#12	23.94	24.00
Band17	5MHz	16QAM	23755	1RB#24	23.04	24.00
Band17	5MHz	16QAM	23755	12RB#0	22.83	23.00
Band17	5MHz	16QAM	23755	12RB#6	22.74	23.00
Band17	5MHz	16QAM	23755	12RB#13	22.32	23.00
Band17	5MHz	16QAM	23755	25RB#0	22.25	23.00
Band17	5MHz	QPSK	23790	1RB#0	24.35	25.00
Band17	5MHz	QPSK	23790	1RB#12	24.03	25.00
Band17	5MHz	QPSK	23790	1RB#24	23.75	24.00
Band17	5MHz	QPSK	23790	12RB#0	22.92	23.00
Band17	5MHz	QPSK	23790	12RB#6	23.02	24.00
Band17	5MHz	QPSK	23790	12RB#13	22.85	23.00
Band17	5MHz	QPSK	23790	25RB#0	22.82	23.00
Band17	5MHz	16QAM	23790	1RB#0	23.14	24.00
Band17	5MHz	16QAM	23790	1RB#12	22.72	23.00
Band17	5MHz	16QAM	23790	1RB#24	22.68	23.00
Band17	5MHz	16QAM	23790	12RB#0	21.88	22.00
Band17	5MHz	16QAM	23790	12RB#6	21.57	22.00
Band17	5MHz	16QAM	23790	12RB#13	21.84	22.00
Band17	5MHz	16QAM	23790	25RB#0	21.91	22.00
Band17	5MHz	QPSK	23825	1RB#0	23.87	24.00
Band17	5MHz	QPSK	23825	1RB#12	23.91	24.00
Band17	5MHz	QPSK	23825	1RB#24	23.54	24.00
Band17	5MHz	QPSK	23825	12RB#0	22.59	23.00
Band17	5MHz	QPSK	23825	12RB#6	22.71	23.00
Band17	5MHz	QPSK	23825	12RB#13	22.59	23.00
Band17	5MHz	QPSK	23825	25RB#0	22.59	23.00
Band17	5MHz	16QAM	23825	1RB#0	22.36	23.00
Band17	5MHz	16QAM	23825	1RB#12	22.66	23.00
Band17	5MHz	16QAM	23825	1RB#24	22.51	23.00
Band17	5MHz	16QAM	23825	12RB#0	21.71	22.00
Band17	5MHz	16QAM	23825	12RB#6	21.84	22.00
Band17	5MHz	16QAM	23825	12RB#13	21.65	22.00
Band17	5MHz	16QAM	23825	25RB#0	21.58	22.00
Band17	10MHz	QPSK	23780	1RB#0	23.96	24.00

Any unauthorized modification, forgery, or falsification of this document constitutes a violation of law and is subject to legal penalties. If you have any questions, you may scan the QR code to download the report for verification or contact us via email.
Hotline: 400-003-0500 web: www.anbotek.com E-mail: service@anbotek.com

Band17	10MHz	QPSK	23780	1RB#24	23.91	24.00
Band17	10MHz	QPSK	23780	1RB#49	23.53	24.00
Band17	10MHz	QPSK	23780	25RB#0	22.92	23.00
Band17	10MHz	QPSK	23780	25RB#12	22.88	23.00
Band17	10MHz	QPSK	23780	25RB#25	22.79	23.00
Band17	10MHz	QPSK	23780	50RB#0	22.8	23.00
Band17	10MHz	16QAM	23780	1RB#0	22.75	23.00
Band17	10MHz	16QAM	23780	1RB#24	23.22	24.00
Band17	10MHz	16QAM	23780	1RB#49	22.66	23.00
Band17	10MHz	16QAM	23780	25RB#0	22.04	23.00
Band17	10MHz	16QAM	23780	25RB#12	22.04	23.00
Band17	10MHz	16QAM	23780	25RB#25	21.62	22.00
Band17	10MHz	16QAM	23780	50RB#0	21.85	22.00
Band17	10MHz	QPSK	23790	1RB#0	23.82	24.00
Band17	10MHz	QPSK	23790	1RB#24	24.01	25.00
Band17	10MHz	QPSK	23790	1RB#49	23.35	24.00
Band17	10MHz	QPSK	23790	25RB#0	22.67	23.00
Band17	10MHz	QPSK	23790	25RB#12	22.61	23.00
Band17	10MHz	QPSK	23790	25RB#25	22.63	23.00
Band17	10MHz	QPSK	23790	50RB#0	22.59	23.00
Band17	10MHz	16QAM	23790	1RB#0	22.52	23.00
Band17	10MHz	16QAM	23790	1RB#24	23.75	24.00
Band17	10MHz	16QAM	23790	1RB#49	22.42	23.00
Band17	10MHz	16QAM	23790	25RB#0	21.75	22.00
Band17	10MHz	16QAM	23790	25RB#12	21.69	22.00
Band17	10MHz	16QAM	23790	25RB#25	21.74	22.00
Band17	10MHz	16QAM	23790	50RB#0	21.57	22.00
Band17	10MHz	QPSK	23800	1RB#0	23.75	24.00
Band17	10MHz	QPSK	23800	1RB#24	24.06	25.00
Band17	10MHz	QPSK	23800	1RB#49	23.45	24.00
Band17	10MHz	QPSK	23800	25RB#0	22.73	23.00
Band17	10MHz	QPSK	23800	25RB#12	22.64	23.00
Band17	10MHz	QPSK	23800	25RB#25	22.51	23.00
Band17	10MHz	QPSK	23800	50RB#0	22.63	23.00
Band17	10MHz	16QAM	23800	1RB#0	23.42	24.00
Band17	10MHz	16QAM	23800	1RB#24	22.45	23.00
Band17	10MHz	16QAM	23800	1RB#49	22.97	23.00
Band17	10MHz	16QAM	23800	25RB#0	21.82	22.00
Band17	10MHz	16QAM	23800	25RB#12	21.7	22.00
Band17	10MHz	16QAM	23800	25RB#25	21.63	22.00

Any unauthorized modification, forgery, or falsification of this document constitutes a violation of law and is subject to legal penalties. If you have any questions, you may scan the QR code to download the report for verification or contact us via email.
Hotline: 400-003-0500 web: www.anbotek.com E-mail: service@anbotek.com

Band17	10MHz	16QAM	23800	50RB#0	21.6	22.00

Band 26

Band	Bandwidth	Modulation	Channel	RB Configuration	Result(dBm)	Tune-up
Band26(814-824)	1.4MHz	QPSK	26697	1RB#0	24.31	25.00
Band26(814-824)	1.4MHz	QPSK	26697	1RB#2	24.33	25.00
Band26(814-824)	1.4MHz	QPSK	26697	1RB#5	24.24	25.00
Band26(814-824)	1.4MHz	QPSK	26697	3RB#0	24.07	25.00
Band26(814-824)	1.4MHz	QPSK	26697	3RB#1	24.05	25.00
Band26(814-824)	1.4MHz	QPSK	26697	3RB#3	23.9	24.00
Band26(814-824)	1.4MHz	QPSK	26697	6RB#0	22.83	23.00
Band26(814-824)	1.4MHz	16QAM	26697	1RB#0	23.15	24.00
Band26(814-824)	1.4MHz	16QAM	26697	1RB#2	22.96	23.00
Band26(814-824)	1.4MHz	16QAM	26697	1RB#5	22.96	23.00
Band26(814-824)	1.4MHz	16QAM	26697	3RB#0	22.93	23.00
Band26(814-824)	1.4MHz	16QAM	26697	3RB#1	22.67	23.00
Band26(814-824)	1.4MHz	16QAM	26697	3RB#3	22.62	23.00
Band26(814-824)	1.4MHz	16QAM	26697	6RB#0	22.02	23.00
Band26(814-824)	1.4MHz	QPSK	26740	1RB#0	23.98	24.00
Band26(814-824)	1.4MHz	QPSK	26740	1RB#2	23.67	24.00
Band26(814-824)	1.4MHz	QPSK	26740	1RB#5	23.75	24.00
Band26(814-824)	1.4MHz	QPSK	26740	3RB#0	23.67	24.00
Band26(814-824)	1.4MHz	QPSK	26740	3RB#1	23.81	24.00
Band26(814-824)	1.4MHz	QPSK	26740	3RB#3	23.62	24.00
Band26(814-824)	1.4MHz	QPSK	26740	6RB#0	22.7	23.00
Band26(814-824)	1.4MHz	16QAM	26740	1RB#0	22.76	23.00
Band26(814-824)	1.4MHz	16QAM	26740	1RB#2	23.21	24.00
Band26(814-824)	1.4MHz	16QAM	26740	1RB#5	22.57	23.00
Band26(814-824)	1.4MHz	16QAM	26740	3RB#0	22.37	23.00
Band26(814-824)	1.4MHz	16QAM	26740	3RB#1	22.55	23.00
Band26(814-824)	1.4MHz	16QAM	26740	3RB#3	22.43	23.00
Band26(814-824)	1.4MHz	16QAM	26740	6RB#0	21.99	22.00
Band26(814-824)	1.4MHz	QPSK	26783	1RB#0	23.42	24.00
Band26(814-824)	1.4MHz	QPSK	26783	1RB#2	23.85	24.00
Band26(814-824)	1.4MHz	QPSK	26783	1RB#5	23.8	24.00
Band26(814-824)	1.4MHz	QPSK	26783	3RB#0	23.86	24.00
Band26(814-824)	1.4MHz	QPSK	26783	3RB#1	23.77	24.00
Band26(814-824)	1.4MHz	QPSK	26783	3RB#3	23.78	24.00
Band26(814-824)	1.4MHz	QPSK	26783	6RB#0	22.8	23.00
Band26(814-824)	1.4MHz	16QAM	26783	1RB#0	22.83	23.00

Any unauthorized modification, forgery, or falsification of this document constitutes a violation of law and is subject to legal penalties. If you have any questions, you may scan the QR code to download the report for verification or contact us via email.
Hotline: 400-003-0500 web: www.anbotek.com E-mail: service@anbotek.com

Band26(814-824)	1.4MHz	16QAM	26783	1RB#2	23.31	24.00
Band26(814-824)	1.4MHz	16QAM	26783	1RB#5	22.58	23.00
Band26(814-824)	1.4MHz	16QAM	26783	3RB#0	22.58	23.00
Band26(814-824)	1.4MHz	16QAM	26783	3RB#1	22.85	23.00
Band26(814-824)	1.4MHz	16QAM	26783	3RB#3	22.53	23.00
Band26(814-824)	1.4MHz	16QAM	26783	6RB#0	21.7	22.00
Band26(814-824)	3MHz	QPSK	26705	1RB#0	23.54	24.00
Band26(814-824)	3MHz	QPSK	26705	1RB#8	23.84	24.00
Band26(814-824)	3MHz	QPSK	26705	1RB#14	23.48	24.00
Band26(814-824)	3MHz	QPSK	26705	8RB#0	22.81	23.00
Band26(814-824)	3MHz	QPSK	26705	8RB#4	22.78	23.00
Band26(814-824)	3MHz	QPSK	26705	8RB#7	22.74	23.00
Band26(814-824)	3MHz	QPSK	26705	15RB#0	22.84	23.00
Band26(814-824)	3MHz	16QAM	26705	1RB#0	22.67	23.00
Band26(814-824)	3MHz	16QAM	26705	1RB#8	22.83	23.00
Band26(814-824)	3MHz	16QAM	26705	1RB#14	22.68	23.00
Band26(814-824)	3MHz	16QAM	26705	8RB#0	21.84	22.00
Band26(814-824)	3MHz	16QAM	26705	8RB#4	21.93	22.00
Band26(814-824)	3MHz	16QAM	26705	8RB#7	22.02	23.00
Band26(814-824)	3MHz	16QAM	26705	15RB#0	22.05	23.00
Band26(814-824)	3MHz	QPSK	26740	1RB#0	23.74	24.00
Band26(814-824)	3MHz	QPSK	26740	1RB#8	23.9	24.00
Band26(814-824)	3MHz	QPSK	26740	1RB#14	24.04	25.00
Band26(814-824)	3MHz	QPSK	26740	8RB#0	22.86	23.00
Band26(814-824)	3MHz	QPSK	26740	8RB#4	22.77	23.00
Band26(814-824)	3MHz	QPSK	26740	8RB#7	22.72	23.00
Band26(814-824)	3MHz	QPSK	26740	15RB#0	22.73	23.00
Band26(814-824)	3MHz	16QAM	26740	1RB#0	22.65	23.00
Band26(814-824)	3MHz	16QAM	26740	1RB#8	23.56	24.00
Band26(814-824)	3MHz	16QAM	26740	1RB#14	22.86	23.00
Band26(814-824)	3MHz	16QAM	26740	8RB#0	21.77	22.00
Band26(814-824)	3MHz	16QAM	26740	8RB#4	21.71	22.00
Band26(814-824)	3MHz	16QAM	26740	8RB#7	21.72	22.00
Band26(814-824)	3MHz	16QAM	26740	15RB#0	21.66	22.00
Band26(814-824)	3MHz	QPSK	26775	1RB#0	23.85	24.00
Band26(814-824)	3MHz	QPSK	26775	1RB#8	23.69	24.00
Band26(814-824)	3MHz	QPSK	26775	1RB#14	23.72	24.00
Band26(814-824)	3MHz	QPSK	26775	8RB#0	22.81	23.00
Band26(814-824)	3MHz	QPSK	26775	8RB#4	22.77	23.00
Band26(814-824)	3MHz	QPSK	26775	8RB#7	22.81	23.00

Any unauthorized modification, forgery, or falsification of this document constitutes a violation of law and is subject to legal penalties. If you have any questions, you may scan the QR code to download the report for verification or contact us via email.
Hotline: 400-003-0500 web: www.anbotek.com E-mail: service@anbotek.com

Band26(814-824)	3MHz	QPSK	26775	15RB#0	22.68	23.00
Band26(814-824)	3MHz	16QAM	26775	1RB#0	22.93	23.00
Band26(814-824)	3MHz	16QAM	26775	1RB#8	22.5	23.00
Band26(814-824)	3MHz	16QAM	26775	1RB#14	22.81	23.00
Band26(814-824)	3MHz	16QAM	26775	8RB#0	21.82	22.00
Band26(814-824)	3MHz	16QAM	26775	8RB#4	21.7	22.00
Band26(814-824)	3MHz	16QAM	26775	8RB#7	21.72	22.00
Band26(814-824)	3MHz	16QAM	26775	15RB#0	21.83	22.00
Band26(814-824)	5MHz	QPSK	26715	1RB#0	23.79	24.00
Band26(814-824)	5MHz	QPSK	26715	1RB#12	24.13	25.00
Band26(814-824)	5MHz	QPSK	26715	1RB#24	23.69	24.00
Band26(814-824)	5MHz	QPSK	26715	12RB#0	22.92	23.00
Band26(814-824)	5MHz	QPSK	26715	12RB#6	22.76	23.00
Band26(814-824)	5MHz	QPSK	26715	12RB#13	22.86	23.00
Band26(814-824)	5MHz	QPSK	26715	25RB#0	22.8	23.00
Band26(814-824)	5MHz	16QAM	26715	1RB#0	22.77	23.00
Band26(814-824)	5MHz	16QAM	26715	1RB#12	22.69	23.00
Band26(814-824)	5MHz	16QAM	26715	1RB#24	22.33	23.00
Band26(814-824)	5MHz	16QAM	26715	12RB#0	21.98	22.00
Band26(814-824)	5MHz	16QAM	26715	12RB#6	21.65	22.00
Band26(814-824)	5MHz	16QAM	26715	12RB#13	21.84	22.00
Band26(814-824)	5MHz	16QAM	26715	25RB#0	21.93	22.00
Band26(814-824)	5MHz	QPSK	26740	1RB#0	23.78	24.00
Band26(814-824)	5MHz	QPSK	26740	1RB#12	23.76	24.00
Band26(814-824)	5MHz	QPSK	26740	1RB#24	23.85	24.00
Band26(814-824)	5MHz	QPSK	26740	12RB#0	22.83	23.00
Band26(814-824)	5MHz	QPSK	26740	12RB#6	22.83	23.00
Band26(814-824)	5MHz	QPSK	26740	12RB#13	22.69	23.00
Band26(814-824)	5MHz	QPSK	26740	25RB#0	22.71	23.00
Band26(814-824)	5MHz	16QAM	26740	1RB#0	22.71	23.00
Band26(814-824)	5MHz	16QAM	26740	1RB#12	23.34	24.00
Band26(814-824)	5MHz	16QAM	26740	1RB#24	22.72	23.00
Band26(814-824)	5MHz	16QAM	26740	12RB#0	22.02	23.00
Band26(814-824)	5MHz	16QAM	26740	12RB#6	21.91	22.00
Band26(814-824)	5MHz	16QAM	26740	12RB#13	21.76	22.00
Band26(814-824)	5MHz	16QAM	26740	25RB#0	21.69	22.00
Band26(814-824)	5MHz	QPSK	26765	1RB#0	23.52	24.00
Band26(814-824)	5MHz	QPSK	26765	1RB#12	23.71	24.00
Band26(814-824)	5MHz	QPSK	26765	1RB#24	23.8	24.00
Band26(814-824)	5MHz	QPSK	26765	12RB#0	22.8	23.00

Any unauthorized modification, forgery, or falsification of this document constitutes a violation of law and is subject to legal penalties. If you have any questions, you may scan the QR code to download the report for verification or contact us via email.
Hotline: 400-003-0500 web: www.anbotek.com E-mail: service@anbotek.com

Band26(814-824)	5MHz	QPSK	26765	12RB#6	22.68	23.00
Band26(814-824)	5MHz	QPSK	26765	12RB#13	22.69	23.00
Band26(814-824)	5MHz	QPSK	26765	25RB#0	22.73	23.00
Band26(814-824)	5MHz	16QAM	26765	1RB#0	22.84	23.00
Band26(814-824)	5MHz	16QAM	26765	1RB#12	22.71	23.00
Band26(814-824)	5MHz	16QAM	26765	1RB#24	22.69	23.00
Band26(814-824)	5MHz	16QAM	26765	12RB#0	21.63	22.00
Band26(814-824)	5MHz	16QAM	26765	12RB#6	21.76	22.00
Band26(814-824)	5MHz	16QAM	26765	12RB#13	21.73	22.00
Band26(814-824)	5MHz	16QAM	26765	25RB#0	21.78	22.00
Band26(814-824)	10MHz	QPSK	26740	1RB#0	23.68	24.00
Band26(814-824)	10MHz	QPSK	26740	1RB#24	24.3	25.00
Band26(814-824)	10MHz	QPSK	26740	1RB#49	23.99	24.00
Band26(814-824)	10MHz	QPSK	26740	25RB#0	22.85	23.00
Band26(814-824)	10MHz	QPSK	26740	25RB#12	22.91	23.00
Band26(814-824)	10MHz	QPSK	26740	25RB#25	22.77	23.00
Band26(814-824)	10MHz	QPSK	26740	50RB#0	22.82	23.00
Band26(814-824)	10MHz	16QAM	26740	1RB#0	22.71	23.00
Band26(814-824)	10MHz	16QAM	26740	1RB#24	23.38	24.00
Band26(814-824)	10MHz	16QAM	26740	1RB#49	23.16	24.00
Band26(814-824)	10MHz	16QAM	26740	25RB#0	21.75	22.00
Band26(814-824)	10MHz	16QAM	26740	25RB#12	21.91	22.00
Band26(814-824)	10MHz	16QAM	26740	25RB#25	21.73	22.00
Band26(814-824)	10MHz	16QAM	26740	50RB#0	21.8	22.00
Band26(814-824)	15MHz	QPSK	26765	1RB#0	23.69	24.00
Band26(814-824)	15MHz	QPSK	26765	1RB#38	23.81	24.00
Band26(814-824)	15MHz	QPSK	26765	1RB#74	23.45	24.00
Band26(814-824)	15MHz	QPSK	26765	38RB#0	22.75	23.00
Band26(814-824)	15MHz	QPSK	26765	38RB#18	22.76	23.00
Band26(814-824)	15MHz	QPSK	26765	38RB#37	22.71	23.00
Band26(814-824)	15MHz	QPSK	26765	75RB#0	22.69	23.00
Band26(814-824)	15MHz	16QAM	26765	1RB#0	22.7	23.00
Band26(814-824)	15MHz	16QAM	26765	1RB#38	22.99	23.00
Band26(814-824)	15MHz	16QAM	26765	1RB#74	22.64	23.00
Band26(814-824)	15MHz	16QAM	26765	38RB#0	22.74	23.00
Band26(814-824)	15MHz	16QAM	26765	38RB#18	21.76	22.00
Band26(814-824)	15MHz	16QAM	26765	38RB#37	22.7	23.00
Band26(814-824)	15MHz	16QAM	26765	75RB#0	21.77	22.00
Band26(824-849)	1.4MHz	QPSK	26797	1RB#0	24.34	25.00
Band26(824-849)	1.4MHz	QPSK	26797	1RB#2	24.46	25.00

Any unauthorized modification, forgery, or falsification of this document constitutes a violation of law and is subject to legal penalties. If you have any questions, you may scan the QR code to download the report for verification or contact us via email.
Hotline: 400-003-0500 web: www.anbotek.com E-mail: service@anbotek.com

Band26(824-849)	1.4MHz	QPSK	26797	1RB#5	24.22	25.00
Band26(824-849)	1.4MHz	QPSK	26797	3RB#0	24.22	25.00
Band26(824-849)	1.4MHz	QPSK	26797	3RB#1	24.14	25.00
Band26(824-849)	1.4MHz	QPSK	26797	3RB#3	23.84	24.00
Band26(824-849)	1.4MHz	QPSK	26797	6RB#0	23.09	24.00
Band26(824-849)	1.4MHz	16QAM	26797	1RB#0	23.46	24.00
Band26(824-849)	1.4MHz	16QAM	26797	1RB#2	24.22	25.00
Band26(824-849)	1.4MHz	16QAM	26797	1RB#5	23.11	24.00
Band26(824-849)	1.4MHz	16QAM	26797	3RB#0	22.92	23.00
Band26(824-849)	1.4MHz	16QAM	26797	3RB#1	23.07	24.00
Band26(824-849)	1.4MHz	16QAM	26797	3RB#3	22.88	23.00
Band26(824-849)	1.4MHz	16QAM	26797	6RB#0	21.82	22.00
Band26(824-849)	1.4MHz	QPSK	26915	1RB#0	23.37	24.00
Band26(824-849)	1.4MHz	QPSK	26915	1RB#2	23.18	24.00
Band26(824-849)	1.4MHz	QPSK	26915	1RB#5	22.98	23.00
Band26(824-849)	1.4MHz	QPSK	26915	3RB#0	23.12	24.00
Band26(824-849)	1.4MHz	QPSK	26915	3RB#1	23.15	24.00
Band26(824-849)	1.4MHz	QPSK	26915	3RB#3	22.96	23.00
Band26(824-849)	1.4MHz	QPSK	26915	6RB#0	21.97	22.00
Band26(824-849)	1.4MHz	16QAM	26915	1RB#0	22.24	23.00
Band26(824-849)	1.4MHz	16QAM	26915	1RB#2	22.73	23.00
Band26(824-849)	1.4MHz	16QAM	26915	1RB#5	22.1	23.00
Band26(824-849)	1.4MHz	16QAM	26915	3RB#0	21.79	22.00
Band26(824-849)	1.4MHz	16QAM	26915	3RB#1	22.2	23.00
Band26(824-849)	1.4MHz	16QAM	26915	3RB#3	21.77	22.00
Band26(824-849)	1.4MHz	16QAM	26915	6RB#0	21.06	22.00
Band26(824-849)	1.4MHz	QPSK	27033	1RB#0	22.99	23.00
Band26(824-849)	1.4MHz	QPSK	27033	1RB#2	23.46	24.00
Band26(824-849)	1.4MHz	QPSK	27033	1RB#5	23.13	24.00
Band26(824-849)	1.4MHz	QPSK	27033	3RB#0	22.77	23.00
Band26(824-849)	1.4MHz	QPSK	27033	3RB#1	23.08	24.00
Band26(824-849)	1.4MHz	QPSK	27033	3RB#3	23.02	24.00
Band26(824-849)	1.4MHz	QPSK	27033	6RB#0	21.96	22.00
Band26(824-849)	1.4MHz	16QAM	27033	1RB#0	21.91	22.00
Band26(824-849)	1.4MHz	16QAM	27033	1RB#2	22.95	23.00
Band26(824-849)	1.4MHz	16QAM	27033	1RB#5	22.11	23.00
Band26(824-849)	1.4MHz	16QAM	27033	3RB#0	22.15	23.00
Band26(824-849)	1.4MHz	16QAM	27033	3RB#1	22.33	23.00
Band26(824-849)	1.4MHz	16QAM	27033	3RB#3	22.04	23.00
Band26(824-849)	1.4MHz	16QAM	27033	6RB#0	21.03	22.00

Any unauthorized modification, forgery, or falsification of this document constitutes a violation of law and is subject to legal penalties. If you have any questions, you may scan the QR code to download the report for verification or contact us via email.
Hotline: 400-003-0500 web: www.anbotek.com E-mail: service@anbotek.com

Band26(824-849)	3MHz	QPSK	26805	1RB#0	23.72	24.00
Band26(824-849)	3MHz	QPSK	26805	1RB#8	23.49	24.00
Band26(824-849)	3MHz	QPSK	26805	1RB#14	23.38	24.00
Band26(824-849)	3MHz	QPSK	26805	8RB#0	22.65	23.00
Band26(824-849)	3MHz	QPSK	26805	8RB#4	22.79	23.00
Band26(824-849)	3MHz	QPSK	26805	8RB#7	22.65	23.00
Band26(824-849)	3MHz	QPSK	26805	15RB#0	22.76	23.00
Band26(824-849)	3MHz	16QAM	26805	1RB#0	22.77	23.00
Band26(824-849)	3MHz	16QAM	26805	1RB#8	23.14	24.00
Band26(824-849)	3MHz	16QAM	26805	1RB#14	22.57	23.00
Band26(824-849)	3MHz	16QAM	26805	8RB#0	21.89	22.00
Band26(824-849)	3MHz	16QAM	26805	8RB#4	21.88	22.00
Band26(824-849)	3MHz	16QAM	26805	8RB#7	21.87	22.00
Band26(824-849)	3MHz	16QAM	26805	15RB#0	21.71	22.00
Band26(824-849)	3MHz	QPSK	26915	1RB#0	23.16	24.00
Band26(824-849)	3MHz	QPSK	26915	1RB#8	23.07	24.00
Band26(824-849)	3MHz	QPSK	26915	1RB#14	23.24	24.00
Band26(824-849)	3MHz	QPSK	26915	8RB#0	22.19	23.00
Band26(824-849)	3MHz	QPSK	26915	8RB#4	22.04	23.00
Band26(824-849)	3MHz	QPSK	26915	8RB#7	22.07	23.00
Band26(824-849)	3MHz	QPSK	26915	15RB#0	22.09	23.00
Band26(824-849)	3MHz	16QAM	26915	1RB#0	22.14	23.00
Band26(824-849)	3MHz	16QAM	26915	1RB#8	22.71	23.00
Band26(824-849)	3MHz	16QAM	26915	1RB#14	21.91	22.00
Band26(824-849)	3MHz	16QAM	26915	8RB#0	21.32	22.00
Band26(824-849)	3MHz	16QAM	26915	8RB#4	21.07	22.00
Band26(824-849)	3MHz	16QAM	26915	8RB#7	21.08	22.00
Band26(824-849)	3MHz	16QAM	26915	15RB#0	20.96	21.00
Band26(824-849)	3MHz	QPSK	27025	1RB#0	23.22	24.00
Band26(824-849)	3MHz	QPSK	27025	1RB#8	23.22	24.00
Band26(824-849)	3MHz	QPSK	27025	1RB#14	22.9	23.00
Band26(824-849)	3MHz	QPSK	27025	8RB#0	22.15	23.00
Band26(824-849)	3MHz	QPSK	27025	8RB#4	22.12	23.00
Band26(824-849)	3MHz	QPSK	27025	8RB#7	22.05	23.00
Band26(824-849)	3MHz	QPSK	27025	15RB#0	22.13	23.00
Band26(824-849)	3MHz	16QAM	27025	1RB#0	22.14	23.00
Band26(824-849)	3MHz	16QAM	27025	1RB#8	22.83	23.00
Band26(824-849)	3MHz	16QAM	27025	1RB#14	21.8	22.00
Band26(824-849)	3MHz	16QAM	27025	8RB#0	21.27	22.00
Band26(824-849)	3MHz	16QAM	27025	8RB#4	20.91	21.00

Any unauthorized modification, forgery, or falsification of this document constitutes a violation of law and is subject to legal penalties. If you have any questions, you may scan the QR code to download the report for verification or contact us via email.
Hotline: 400-003-0500 web: www.anbotek.com E-mail: service@anbotek.com

Band26(824-849)	3MHz	16QAM	27025	8RB#7	21.28	22.00
Band26(824-849)	3MHz	16QAM	27025	15RB#0	21.11	22.00
Band26(824-849)	5MHz	QPSK	26815	1RB#0	23.57	24.00
Band26(824-849)	5MHz	QPSK	26815	1RB#12	23.9	24.00
Band26(824-849)	5MHz	QPSK	26815	1RB#24	23.49	24.00
Band26(824-849)	5MHz	QPSK	26815	12RB#0	22.7	23.00
Band26(824-849)	5MHz	QPSK	26815	12RB#6	22.67	23.00
Band26(824-849)	5MHz	QPSK	26815	12RB#13	22.59	23.00
Band26(824-849)	5MHz	QPSK	26815	25RB#0	22.71	23.00
Band26(824-849)	5MHz	16QAM	26815	1RB#0	22.72	23.00
Band26(824-849)	5MHz	16QAM	26815	1RB#12	22.43	23.00
Band26(824-849)	5MHz	16QAM	26815	1RB#24	22.5	23.00
Band26(824-849)	5MHz	16QAM	26815	12RB#0	21.79	22.00
Band26(824-849)	5MHz	16QAM	26815	12RB#6	21.87	22.00
Band26(824-849)	5MHz	16QAM	26815	12RB#13	21.6	22.00
Band26(824-849)	5MHz	16QAM	26815	25RB#0	21.82	22.00
Band26(824-849)	5MHz	QPSK	26915	1RB#0	23.06	24.00
Band26(824-849)	5MHz	QPSK	26915	1RB#12	23.16	24.00
Band26(824-849)	5MHz	QPSK	26915	1RB#24	22.91	23.00
Band26(824-849)	5MHz	QPSK	26915	12RB#0	22.16	23.00
Band26(824-849)	5MHz	QPSK	26915	12RB#6	22.1	23.00
Band26(824-849)	5MHz	QPSK	26915	12RB#13	21.97	22.00
Band26(824-849)	5MHz	QPSK	26915	25RB#0	22.06	23.00
Band26(824-849)	5MHz	16QAM	26915	1RB#0	22.05	23.00
Band26(824-849)	5MHz	16QAM	26915	1RB#12	21.87	22.00
Band26(824-849)	5MHz	16QAM	26915	1RB#24	21.84	22.00
Band26(824-849)	5MHz	16QAM	26915	12RB#0	20.99	21.00
Band26(824-849)	5MHz	16QAM	26915	12RB#6	20.94	21.00
Band26(824-849)	5MHz	16QAM	26915	12RB#13	20.95	21.00
Band26(824-849)	5MHz	16QAM	26915	25RB#0	21.19	22.00
Band26(824-849)	5MHz	QPSK	27015	1RB#0	23.06	24.00
Band26(824-849)	5MHz	QPSK	27015	1RB#12	23.08	24.00
Band26(824-849)	5MHz	QPSK	27015	1RB#24	22.9	23.00
Band26(824-849)	5MHz	QPSK	27015	12RB#0	22.12	23.00
Band26(824-849)	5MHz	QPSK	27015	12RB#6	22.12	23.00
Band26(824-849)	5MHz	QPSK	27015	12RB#13	22.06	23.00
Band26(824-849)	5MHz	QPSK	27015	25RB#0	22.08	23.00
Band26(824-849)	5MHz	16QAM	27015	1RB#0	22.03	23.00
Band26(824-849)	5MHz	16QAM	27015	1RB#12	22.3	23.00
Band26(824-849)	5MHz	16QAM	27015	1RB#24	21.9	22.00

Any unauthorized modification, forgery, or falsification of this document constitutes a violation of law and is subject to legal penalties. If you have any questions, you may scan the QR code to download the report for verification or contact us via email.
Hotline: 400-003-0500 web: www.anbotek.com E-mail: service@anbotek.com

Band26(824-849)	5MHz	16QAM	27015	12RB#0	21.24	22.00
Band26(824-849)	5MHz	16QAM	27015	12RB#6	21.08	22.00
Band26(824-849)	5MHz	16QAM	27015	12RB#13	20.83	21.00
Band26(824-849)	5MHz	16QAM	27015	25RB#0	21.19	22.00
Band26(824-849)	10MHz	QPSK	26840	1RB#0	23.55	24.00
Band26(824-849)	10MHz	QPSK	26840	1RB#24	23.77	24.00
Band26(824-849)	10MHz	QPSK	26840	1RB#49	23.1	24.00
Band26(824-849)	10MHz	QPSK	26840	25RB#0	22.65	23.00
Band26(824-849)	10MHz	QPSK	26840	25RB#12	22.53	23.00
Band26(824-849)	10MHz	QPSK	26840	25RB#25	22.36	23.00
Band26(824-849)	10MHz	QPSK	26840	50RB#0	22.39	23.00
Band26(824-849)	10MHz	16QAM	26840	1RB#0	22.61	23.00
Band26(824-849)	10MHz	16QAM	26840	1RB#24	23.51	24.00
Band26(824-849)	10MHz	16QAM	26840	1RB#49	22.25	23.00
Band26(824-849)	10MHz	16QAM	26840	25RB#0	21.63	22.00
Band26(824-849)	10MHz	16QAM	26840	25RB#12	21.53	22.00
Band26(824-849)	10MHz	16QAM	26840	25RB#25	21.34	22.00
Band26(824-849)	10MHz	16QAM	26840	50RB#0	21.38	22.00
Band26(824-849)	10MHz	QPSK	26915	1RB#0	23.28	24.00
Band26(824-849)	10MHz	QPSK	26915	1RB#24	22.98	23.00
Band26(824-849)	10MHz	QPSK	26915	1RB#49	23.17	24.00
Band26(824-849)	10MHz	QPSK	26915	25RB#0	22.36	23.00
Band26(824-849)	10MHz	QPSK	26915	25RB#12	22.07	23.00
Band26(824-849)	10MHz	QPSK	26915	25RB#25	22.14	23.00
Band26(824-849)	10MHz	QPSK	26915	50RB#0	22.35	23.00
Band26(824-849)	10MHz	16QAM	26915	1RB#0	22.23	23.00
Band26(824-849)	10MHz	16QAM	26915	1RB#24	22.88	23.00
Band26(824-849)	10MHz	16QAM	26915	1RB#49	21.99	22.00
Band26(824-849)	10MHz	16QAM	26915	25RB#0	21.37	22.00
Band26(824-849)	10MHz	16QAM	26915	25RB#12	21.11	22.00
Band26(824-849)	10MHz	16QAM	26915	25RB#25	21.26	22.00
Band26(824-849)	10MHz	16QAM	26915	50RB#0	21.26	22.00
Band26(824-849)	10MHz	QPSK	26990	1RB#0	23.03	24.00
Band26(824-849)	10MHz	QPSK	26990	1RB#24	23.26	24.00
Band26(824-849)	10MHz	QPSK	26990	1RB#49	22.94	23.00
Band26(824-849)	10MHz	QPSK	26990	25RB#0	22.17	23.00
Band26(824-849)	10MHz	QPSK	26990	25RB#12	22.19	23.00
Band26(824-849)	10MHz	QPSK	26990	25RB#25	22.1	23.00
Band26(824-849)	10MHz	QPSK	26990	50RB#0	22.24	23.00
Band26(824-849)	10MHz	16QAM	26990	1RB#0	22.69	23.00

Any unauthorized modification, forgery, or falsification of this document constitutes a violation of law and is subject to legal penalties. If you have any questions, you may scan the QR code to download the report for verification or contact us via email.
Hotline: 400-003-0500 web: www.anbotek.com E-mail: service@anbotek.com

Band26(824-849)	10MHz	16QAM	26990	1RB#24	22.29	23.00
Band26(824-849)	10MHz	16QAM	26990	1RB#49	22.61	23.00
Band26(824-849)	10MHz	16QAM	26990	25RB#0	21.02	22.00
Band26(824-849)	10MHz	16QAM	26990	25RB#12	21.29	22.00
Band26(824-849)	10MHz	16QAM	26990	25RB#25	21.22	22.00
Band26(824-849)	10MHz	16QAM	26990	50RB#0	21.06	22.00
Band26(824-849)	15MHz	QPSK	26865	1RB#0	23.53	24.00
Band26(824-849)	15MHz	QPSK	26865	1RB#38	23.49	24.00
Band26(824-849)	15MHz	QPSK	26865	1RB#74	22.75	23.00
Band26(824-849)	15MHz	QPSK	26865	38RB#0	22.39	23.00
Band26(824-849)	15MHz	QPSK	26865	38RB#18	22.4	23.00
Band26(824-849)	15MHz	QPSK	26865	38RB#37	22.39	23.00
Band26(824-849)	15MHz	QPSK	26865	75RB#0	22.38	23.00
Band26(824-849)	15MHz	16QAM	26865	1RB#0	22.64	23.00
Band26(824-849)	15MHz	16QAM	26865	1RB#38	23.01	24.00
Band26(824-849)	15MHz	16QAM	26865	1RB#74	21.87	22.00
Band26(824-849)	15MHz	16QAM	26865	38RB#0	22.39	23.00
Band26(824-849)	15MHz	16QAM	26865	38RB#18	21.5	22.00
Band26(824-849)	15MHz	16QAM	26865	38RB#37	22.38	23.00
Band26(824-849)	15MHz	16QAM	26865	75RB#0	21.35	22.00
Band26(824-849)	15MHz	QPSK	26915	1RB#0	23.35	24.00
Band26(824-849)	15MHz	QPSK	26915	1RB#38	23.25	24.00
Band26(824-849)	15MHz	QPSK	26915	1RB#74	22.81	23.00
Band26(824-849)	15MHz	QPSK	26915	38RB#0	22.32	23.00
Band26(824-849)	15MHz	QPSK	26915	38RB#18	22.25	23.00
Band26(824-849)	15MHz	QPSK	26915	38RB#37	22.22	23.00
Band26(824-849)	15MHz	QPSK	26915	75RB#0	22.21	23.00
Band26(824-849)	15MHz	16QAM	26915	1RB#0	22.56	23.00
Band26(824-849)	15MHz	16QAM	26915	1RB#38	22.29	23.00
Band26(824-849)	15MHz	16QAM	26915	1RB#74	21.97	22.00
Band26(824-849)	15MHz	16QAM	26915	38RB#0	22.32	23.00
Band26(824-849)	15MHz	16QAM	26915	38RB#18	21.15	22.00
Band26(824-849)	15MHz	16QAM	26915	38RB#37	22.22	23.00
Band26(824-849)	15MHz	16QAM	26915	75RB#0	21.18	22.00
Band26(824-849)	15MHz	QPSK	26965	1RB#0	22.83	23.00
Band26(824-849)	15MHz	QPSK	26965	1RB#38	23.38	24.00
Band26(824-849)	15MHz	QPSK	26965	1RB#74	22.75	23.00
Band26(824-849)	15MHz	QPSK	26965	38RB#0	22.11	23.00
Band26(824-849)	15MHz	QPSK	26965	38RB#18	22.27	23.00
Band26(824-849)	15MHz	QPSK	26965	38RB#37	22.12	23.00

Any unauthorized modification, forgery, or falsification of this document constitutes a violation of law and is subject to legal penalties. If you have any questions, you may scan the QR code to download the report for verification or contact us via email.
Hotline: 400-003-0500 web: www.anbotek.com E-mail: service@anbotek.com

Band26(824-849)	15MHz	QPSK	26965	75RB#0	22.11	23.00
Band26(824-849)	15MHz	16QAM	26965	1RB#0	22.26	23.00
Band26(824-849)	15MHz	16QAM	26965	1RB#38	22.9	23.00
Band26(824-849)	15MHz	16QAM	26965	1RB#74	21.82	22.00
Band26(824-849)	15MHz	16QAM	26965	38RB#0	22.12	23.00
Band26(824-849)	15MHz	16QAM	26965	38RB#18	21.15	22.00
Band26(824-849)	15MHz	16QAM	26965	38RB#37	22.11	23.00
Band26(824-849)	15MHz	16QAM	26965	75RB#0	21.12	22.00

Any unauthorized modification, forgery, or falsification of this document constitutes a violation of law and is subject to legal penalties. If you have any questions, you may scan the QR code to download the report for verification or contact us via email.
Hotline: 400-003-0500 web: www.anbotek.com E-mail: service@anbotek.com

<WLAN2.4G>

Test Mode	Frequency (MHz)	Conducted Power(dBm)	Maximum Tune-Up(dBm)	Power Setting
802.11B	2412	14.8	15.00	Default
	2437	14.56	15.00	Default
	2462	14.43	15.00	Default
802.11G	2412	14.8	15.00	Default
	2437	14.54	15.00	Default
	2462	14.43	15.00	Default
802.11N20	2412	14.69	15.00	Default
	2437	14.43	15.00	Default
	2462	14.28	15.00	Default
802.11N40	2422	14.61	15.00	Default
	2437	14.59	15.00	Default
	2452	14.42	15.00	Default

<RLAN5.2G>

Test Mode	Frequency (MHz)	Conducted Power(dBm)	Maximum Tune-Up(dBm)	Power Setting
802.11A	5180	15.6	16.00	Default
	5220	14.95	15.00	Default
	5240	15.22	16.00	Default
802.11N20	5180	15.47	16.00	Default
	5220	15.99	16.00	Default
	5240	15.95	16.00	Default
802.11N40	5190	15.96	16.00	Default
	5230	15.92	16.00	Default
802.11AC20	5180	16.07	17.00	Default
	5220	15.49	16.00	Default
	5240	15.38	16.00	Default
802.11AC40	5190	15.72	16.00	Default
	5230	15.49	16.00	Default
802.11AC80	5210	15.59	16.00	Default

Any unauthorized modification, forgery, or falsification of this document constitutes a violation of law and is subject to legal penalties. If you have any questions, you may scan the QR code to download the report for verification or contact us via email.
Hotline: 400-003-0500 web: www.anbotek.com E-mail: service@anbotek.com

<RLAN5.8G>

Test Mode	Frequency (MHz)	Conducted Power(dBm)	Maximum Tune-Up(dBm)	Power Setting
802.11A	5745	15.05	16.00	Default
	5785	14.36	15.00	Default
	5825	13.81	14.00	Default
802.11N20	5745	15.17	16.00	Default
	5785	14.23	15.00	Default
	5825	14.45	15.00	Default
802.11N40	5755	14.69	15.00	Default
	5795	14.76	15.00	Default
802.11AC20	5745	14.98	15.00	Default
	5785	14.68	15.00	Default
	5825	14.49	15.00	Default
802.11AC40	5755	14.82	15.00	Default
	5795	14.79	15.00	Default
802.11AC80	5775	14.54	15.00	Default

<BT>

Mode	Channel	Frequency (MHz)	Conducted Power(dBm)	Tune-up power(dBm)
DH5	0	2402	-0.39	0.50
	39	2441	-0.24	0.50
	78	2480	0.09	1.00
2DH5	0	2402	1.89	3.00
	39	2441	2.02	3.00
	78	2480	2.34	3.00
3DH5	0	2402	2.03	3.00
	39	2441	2.25	3.00
	78	2480	2.57	3.00

Any unauthorized modification, forgery, or falsification of this document constitutes a violation of law and is subject to legal penalties. If you have any questions, you may scan the QR code to download the report for verification or contact us via email.
Hotline: 400-003-0500 web: www.anbotek.com E-mail: service@anbotek.com

<BLE>

Mode	Channel	Frequency (MHz)	Conducted Power(dBm)	Tune-up power(dBm)
BLE 1M	0	2402	3.41	4.00
	19	2440	3.63	4.00
	39	2480	4.19	5.00
BLE 2M	0	2404	3.42	4.00
	19	2440	3.64	4.00
	39	2478	4.18	5.00

Note:

1. Per KDB 447498 D01, the 1-g SAR test exclusion thresholds for 100 MHz to 6 GHz at test separation distances ≤ 50 mm are determined by:

[(max. power of channel, including tune-up tolerance, mW) / (min. test separation distance, mm)] · [√f(GHz)] ≤ 3.0 for 1-g SAR, where

f(GHz) is the RF channel transmit frequency in GHz

Power and distance are rounded to the nearest mW and mm before calculation

The result is rounded to one decimal place for comparison

2. Base on the result of note1, RF exposure evaluation of 2.4G/5.2G/5.3G/5.4G/5.8G WIFI mode is required.

3. Per KDB 248227 D01, choose the highest output power channel to test SAR and determine further SAR exclusion.

4. Per KDB 248227 D01, In the 2.4 GHz band, separate SAR procedures are applied to DSSS and OFDM configurations to simplify DSSS test requirements. SAR is not required for the following 2.4 GHz OFDM conditions:

1) When KDB Publication 447498 SAR test exclusion applies to the OFDM configuration.

2) When the highest reported SAR for DSSS is adjusted by the ratio of OFDM to DSSS specified maximum output power and the adjusted SAR is ≤ 1.2 W/kg.

Any unauthorized modification, forgery, or falsification of this document constitutes a violation of law and is subject to legal penalties. If you have any questions, you may scan the QR code to download the report for verification or contact us via email.
Hotline: 400-003-0500 web: www.anbotek.com E-mail: service@anbotek.com

11. Exposure Positions Consideration

Distance of The Antenna to the EUT surface and edge						
Antennas	**Front**	**Back**	**Left Side**	**Right Side**	**Top Side**	**Bottom Side**
LTE	<25mm	<25mm	>25mm	<25mm	>25mm	<25mm
WIFI	<25mm	<25mm	<25mm	>25mm	<25mm	>25mm

Positions for SAR tests; Body mode						
Antennas	**Front**	**Back**	**Left Side**	**Right Side**	**Top Side**	**Bottom Side**
LTE	Yes	Yes	No	Yes	No	Yes
WIFI	Yes	Yes	Yes	No	Yes	No

Any unauthorized modification, forgery, or falsification of this document constitutes a violation of law and is subject to legal penalties. If you have any questions, you may scan the QR code to download the report for verification or contact us via email.
Hotline: 400-003-0500 web: www.anbotek.com E-mail: service@anbotek.com

12. SAR Test Results Summary

General Note:
1.Per KDB 447498 D01v06, the reported SAR is the measured SAR value adjusted for maximum tune-up tolerance.

Scaling Factor = tune-up limit power (mW) / EUT RF power (mW), where tune-up limit is the maximum rated power among all production units.

Reported SAR(W/kg)= Measured SAR(W/kg) Scaling Factor*

2. Per KDB 447498 D01v06, for each exposure position, if the highest output channel reported SAR≤0.8W/kg, other channels SAR testing are not necessary

12.1. Body SAR Test Results

<LTE>

<Band 2>

Band	Test Position	Gap (mm)	Channel	Frequency(MHz)	Average Power (dBm)	Tune-Up Limit (dBm)	Scaling Factor	Power Drift (dB)	Measured SAR1g (W/kg)	Reported SAR1g (W/kg)	Plot
Band2	Front	5	18700	1860	22.42	23.00	1.143	0.03	0.064	0.073	
Band2	Back	5	18700	1860	22.42	23.00	1.143	-0.12	0.542	0.619	#1
Band2	Left	5	18700	1860	22.42	23.00	1.143	NA	NA	NA	
Band2	Right	5	18700	1860	22.42	23.00	1.143	-0.08	0.221	0.253	
Band2	Top	5	18700	1860	22.42	23.00	1.143	NA	NA	NA	
Band2	Bottom	5	18700	1860	22.42	23.00	1.143	-0.13	0.037	0.042	

<Band 4>

Band	Test Position	Gap (mm)	Channel	Frequency(MHz)	Average Power (dBm)	Tune-Up Limit (dBm)	Scaling Factor	Power Drift (dB)	Measured SAR1g (W/kg)	Reported SAR1g (W/kg)	Plot
Band4	Front	5	20050	1720	23.45	24.00	1.135	-0.16	0.065	0.073	
Band4	Back	5	20050	1720	23.45	24.00	1.135	-0.15	0.547	0.621	#2
Band4	Left	5	20050	1720	23.45	24.00	1.135	NA	NA	NA	
Band4	Right	5	20050	1720	23.45	24.00	1.135	-0.19	0.223	0.253	
Band4	Top	5	20050	1720	23.45	24.00	1.135	NA	NA	NA	
Band4	Bottom	5	20050	1720	23.45	24.00	1.135	-0.06	0.037	0.042	

<Band 5>

Band	Test Position	Gap (mm)	Channel	Frequency(MHz)	Average Power (dBm)	Tune-Up Limit (dBm)	Scaling Factor	Power Drift (dB)	Measured SAR1g (W/kg)	Reported SAR1g (W/kg)	Plot
Band5	Front	5	20450	829	23.81	24.00	1.045	-0.17	<0.002	<0.002	
Band5	Back	5	20450	829	23.81	24.00	1.045	-0.16	0.006	0.006	#3
Band5	Left	5	20450	829	23.81	24.00	1.045	NA	NA	NA	
Band5	Right	5	20450	829	23.81	24.00	1.045	0.18	<0.002	<0.002	

Any unauthorized modification, forgery, or falsification of this document constitutes a violation of law and is subject to legal penalties. If you have any questions, you may scan the QR code to download the report for verification or contact us via email.
Hotline: 400-003-0500 web: www.anbotek.com E-mail: service@anbotek.com

Band5	Top	5	20450	829	23.81	24.00	1.045	NA	NA	NA	
Band5	Bottom	5	20450	829	23.81	24.00	1.045	0.09	<0.002	<0.002	

<Band 12>

Band	Test Position	Gap (mm)	Channel	Frequency(MHz)	Average Power (dBm)	Tune-Up Limit (dBm)	Scaling Factor	Power Drift (dB)	Measured SAR1g (W/kg)	Reported SAR1g (W/kg)	Plot
Band 12	Front	5	23095	707.5	24.02	25.00	1.253	-0.17	0.030	0.037	
Band 12	Back	5	23095	707.5	24.02	25.00	1.253	-0.05	0.251	0.315	#4
Band 12	Left	5	23095	707.5	24.02	25.00	1.253	NA	NA	NA	
Band 12	Right	5	23095	707.5	24.02	25.00	1.253	-0.18	0.102	0.128	
Band 12	Top	5	23095	707.5	24.02	25.00	1.253	NA	NA	NA	
Band 12	Bottom	5	23095	707.5	24.02	25.00	1.253	-0.10	0.017	0.021	

<Band 13>

Band	Test Position	Gap (mm)	Channel	Frequency(MHz)	Average Power (dBm)	Tune-Up Limit (dBm)	Scaling Factor	Power Drift (dB)	Measured SAR1g (W/kg)	Reported SAR1g (W/kg)	Plot
Band 13	Front	5	23230	782	23.87	24.00	1.030	0.05	0.028	0.029	
Band 13	Back	5	23230	782	23.87	24.00	1.030	-0.08	0.237	0.244	#5
Band 13	Left	5	23230	782	23.87	24.00	1.030	NA	NA	NA	
Band 13	Right	5	23230	782	23.87	24.00	1.030	0.09	0.097	0.100	
Band 13	Top	5	23230	782	23.87	24.00	1.030	NA	NA	NA	
Band 13	Bottom	5	23230	782	23.87	24.00	1.030	0.18	0.016	0.017	

<Band 17>

Band	Test Position	Gap (mm)	Channel	Frequency(MHz)	Average Power (dBm)	Tune-Up Limit (dBm)	Scaling Factor	Power Drift (dB)	Measured SAR1g (W/kg)	Reported SAR1g (W/kg)	Plot
Band 17	Front	5	23800	711	24.06	25.00	1.242	-0.13	0.030	0.037	
Band 17	Back	5	23800	711	24.06	25.00	1.242	0.04	0.253	0.314	#6
Band 17	Left	5	23800	711	24.06	25.00	1.242	NA	NA	NA	
Band 17	Right	5	23800	711	24.06	25.00	1.242	-0.17	0.103	0.128	
Band 17	Top	5	23800	711	24.06	25.00	1.242	NA	NA	NA	
Band 17	Bottom	5	23800	711	24.06	25.00	1.242	-0.17	0.017	0.021	

Any unauthorized modification, forgery, or falsification of this document constitutes a violation of law and is subject to legal penalties. If you have any questions, you may scan the QR code to download the report for verification or contact us via email.
Hotline: 400-003-0500 web: www.anbotek.com E-mail: service@anbotek.com

<Band 26>

Band	Test Position	Gap (mm)	Channel	Frequency(MHz)	Average Power (dBm)	Tune-Up Limit (dBm)	Scaling Factor	Power Drift (dB)	Measured SAR1g (W/kg)	Reported SAR1g (W/kg)	Plot
Band26(814-824)	Front	5	26765	821.5	23.81	24.00	1.045	0.09	<0.002	<0.002	
Band26(814-824)	Back	5	26765	821.5	23.81	24.00	1.045	-0.09	0.004	0.004	#7
Band26(814-824)	Left	5	26765	821.5	23.81	24.00	1.045	NA	NA	NA	
Band26(814-824)	Right	5	26765	821.5	23.81	24.00	1.045	-0.10	<0.002	<0.002	
Band26(814-824)	Top	5	26765	821.5	23.81	24.00	1.045	NA	NA	NA	
Band26(814-824)	Bottom	5	26765	821.5	23.81	24.00	1.045	-0.19	<0.002	<0.002	

<WLAN 2.4G>

Band	Test Position	Gap (mm)	Channel	Frequency (MHz)	Conducted Power (dBm)	Tune-Up Limit (dBm)	Scaling Factor	Power Drift (dB)	Measured SAR1g (W/kg)	Reported SAR1g (W/kg)	Plot
B	Front	5	1	2412	14.8	15.00	1.047	0.13	0.232	0.243	
B	Back	5	1	2412	14.8	15.00	1.047	0.02	0.235	0.246	
B	Left	5	1	2412	14.8	15.00	1.047	0.09	0.464	0.486	#8
B	Right	5	1	2412	14.8	15.00	1.047	NA	NA	NA	
B	Top	5	1	2412	14.8	15.00	1.047	-0.08	0.031	0.032	
B	Bottom	5	1	2412	14.8	15.00	1.047	NA	NA	NA	

<RLAN 5.2G>

Band	Test Position	Gap (mm)	Channel	Frequency (MHz)	Conducted Power (dBm)	Tune-Up Limit (dBm)	Scaling Factor	Power Drift (dB)	Measured SAR1g (W/kg)	Reported SAR1g (W/kg)	Plot
AC20	Front	5	36	5180	16.07	17	1.239	-0.19	0.047	0.058	
AC20	Back	5	36	5180	16.07	17	1.239	0.14	0.047	0.058	
AC20	Left	5	36	5180	16.07	17	1.239	0.00	0.093	0.115	#9
AC20	Right	5	36	5180	16.07	17	1.239	NA	NA	NA	
AC20	Top	5	36	5180	16.07	17	1.239	0.06	0.006	0.008	
AC20	Bottom	5	36	5180	16.07	17	1.239	NA	NA	NA	

Any unauthorized modification, forgery, or falsification of this document constitutes a violation of law and is subject to legal penalties. If you have any questions, you may scan the QR code to download the report for verification or contact us via email.
Hotline: 400-003-0500 web: www.anbotek.com E-mail: service@anbotek.com

<RLAN 5.8G>

Band	Test Position	Gap (mm)	Channel	Frequency (MHz)	Conducted Power (dBm)	Tune-Up Limit (dBm)	Scaling Factor	Power Drift (dB)	Measured SAR1g (W/kg)	Reported SAR1g (W/kg)	Plot
N20	Front	5	149	5745	15.17	16	1.211	-0.11	0.044	0.053	
N20	Back	5	149	5745	15.17	16	1.211	0.07	0.053	0.064	
N20	Left	5	149	5745	15.17	16	1.211	0.06	0.093	0.113	#10
N20	Right	5	149	5745	15.17	16	1.211	NA	NA	NA	
N20	Top	5	149	5745	15.17	16	1.211	0.15	0.009	0.011	
N20	Bottom	5	149	5745	15.17	16	1.211	NA	NA	NA	

Any unauthorized modification, forgery, or falsification of this document constitutes a violation of law and is subject to legal penalties. If you have any questions, you may scan the QR code to download the report for verification or contact us via email.
Hotline: 400-003-0500 web: www.anbotek.com E-mail: service@anbotek.com

13. Simultaneous Transmission Analysis

13.1. Simultaneous TX SAR Considerations

No.	Applicable Simultaneous Transmission
1.	LTE Band4+WLAN 2.4G

Note: Select the maximum values from the LTE antenna and WIFI antenna to evaluate the co-transmission scenario, therefore LTE Band 2 and RLAN 5.2G are chosen for assessing the co-transmission performance.

WLAN 2.4G SAR_{1g} (W/Kg)	LTE Band 4 SAR_{1g} (W/Kg)	MAX. ΣSAR_{1g} (W/Kg)	SAR_{1g} Limit (W/Kg)
0.486	0.621	1.107	1.6

Any unauthorized modification, forgery, or falsification of this document constitutes a violation of law and is subject to legal penalties. If you have any questions, you may scan the QR code to download the report for verification or contact us via email.
Hotline: 400-003-0500 web: www.anbotek.com E-mail: service@anbotek.com

14. Measurement Uncertainty

Note: Per KDB 865664 D01 SAR measurement 100MHz to 6GHz, when the highest measured 1-g SAR within a frequency band is < 1.5 W/kg and the measured 10-g SAR within a frequency band is < 3.75 W/kg. The expanded SAR measurement uncertainty must be ≤ 30%, for a confidence interval of k = 2. If these conditions are met, extensive SAR measurement uncertainty analysis described in IEEE Std 1528-2013 is not required in SAR reports submitted for equipment approval. For this device, the highest measured 1-g SAR is less 1.5W/kg and highest measured 10-g SAR is less 3.75W/kg. Therefore, the measurement uncertainty table is not required in this report.

Note：
The main report is end here and the other Appendix (A,B,C,D) will be submitted separately.

******END OF MAIN REPORT******

Any unauthorized modification, forgery, or falsification of this document constitutes a violation of law and is subject to legal penalties. If you have any questions, you may scan the QR code to download the report for verification or contact us via email.
Hotline: 400-003-0500 web: www.anbotek.com E-mail: service@anbotek.com