# Appendix E.6: Band edge measurements

## Test Result B2

| TestMode | Antenna | ChName | Freq(MHz) | Result[dBm] | Limit[dBm] | Verdict |
|---|---|---|---|---|---|---|
| 11A | Ant1 | Low | 5260 | -37.26 | ≤-27 | PASS |
| | | High | 5320 | -36.35 | ≤-27 | PASS |
| 11N20SISO | Ant1 | Low | 5260 | -36.99 | ≤-27 | PASS |
| | | High | 5320 | -28.91 | ≤-27 | PASS |
| 11N40SISO | Ant1 | Low | 5270 | -37.08 | ≤-27 | PASS |
| | | High | 5310 | -34.65 | ≤-27 | PASS |
| 11AC20SISO | Ant1 | Low | 5260 | -36.68 | ≤-27 | PASS |
| | | High | 5320 | -37.34 | ≤-27 | PASS |
| 11AC40SISO | Ant1 | Low | 5270 | -37.06 | ≤-27 | PASS |
| | | High | 5310 | -33.65 | ≤-27 | PASS |
| 11AC80SISO | Ant1 | Low | 5290 | -37.41 | ≤-27 | PASS |
| | | High | 5290 | -32.49 | ≤-27 | PASS |

## Test Graphs B2

11A_Ant1_Low_5260

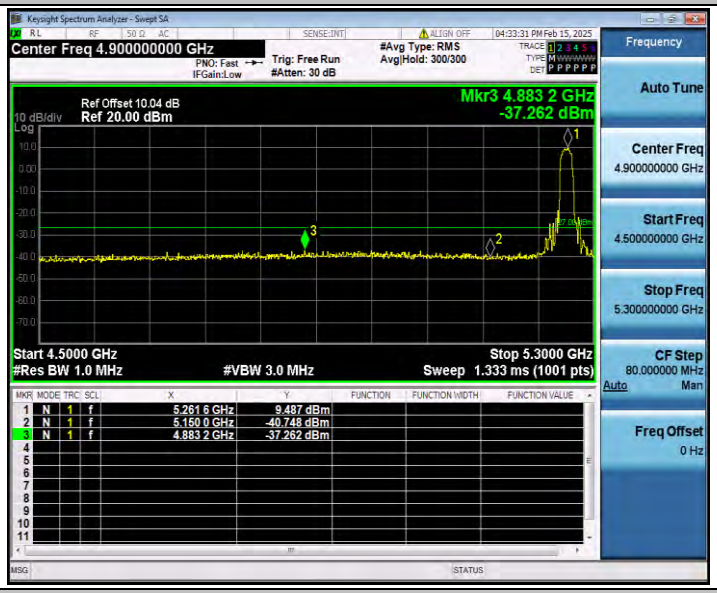


11A_Ant1_High_5320

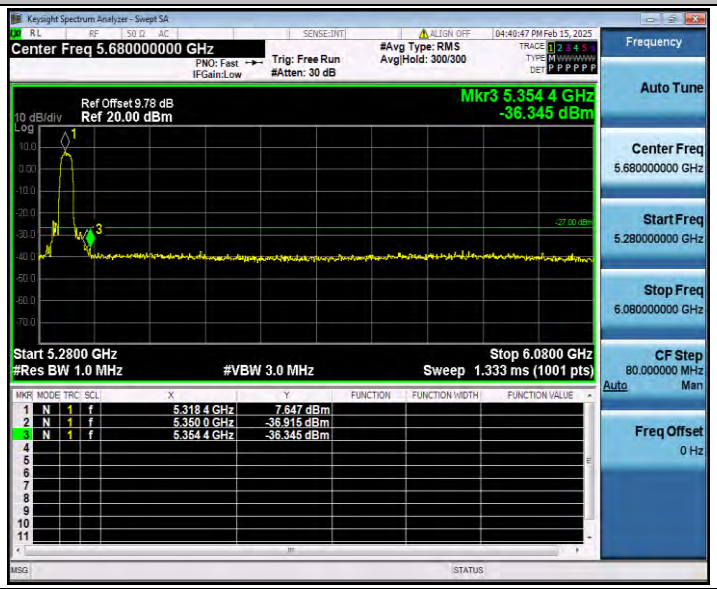


11N20SISO_Ant1_Low_5260

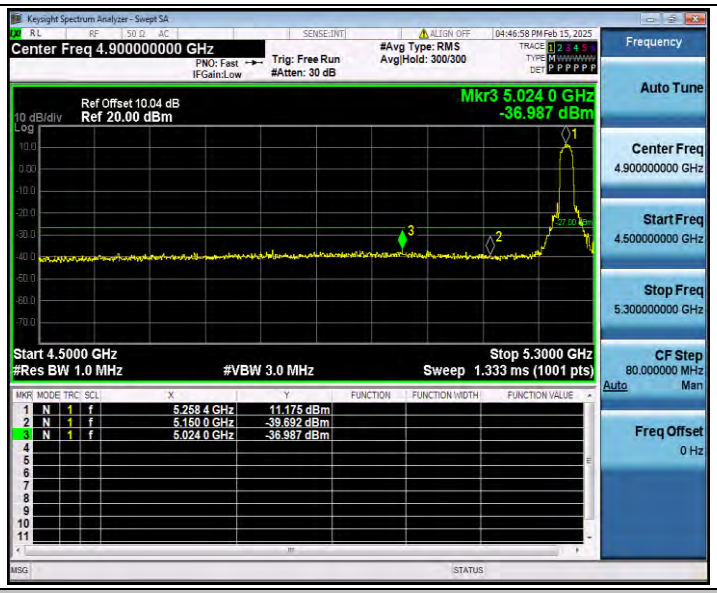


11N20SISO_Ant1_High_5320

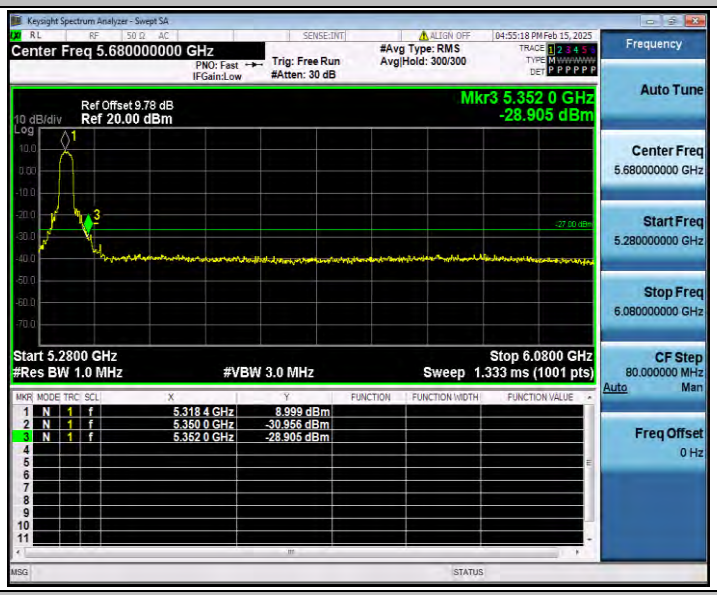


11N40SISO_Ant1_Low_5270

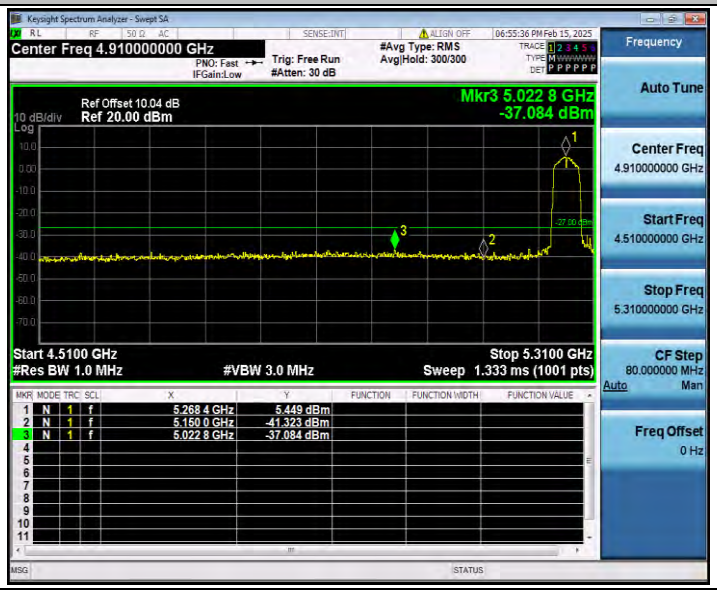

11N40SISO_Ant1_High_5310

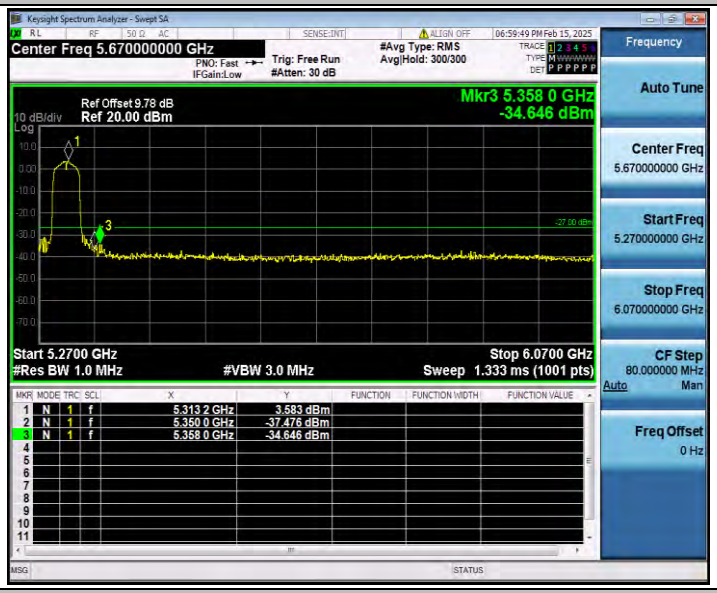


11AC20SISO_Ant1_Low_5260

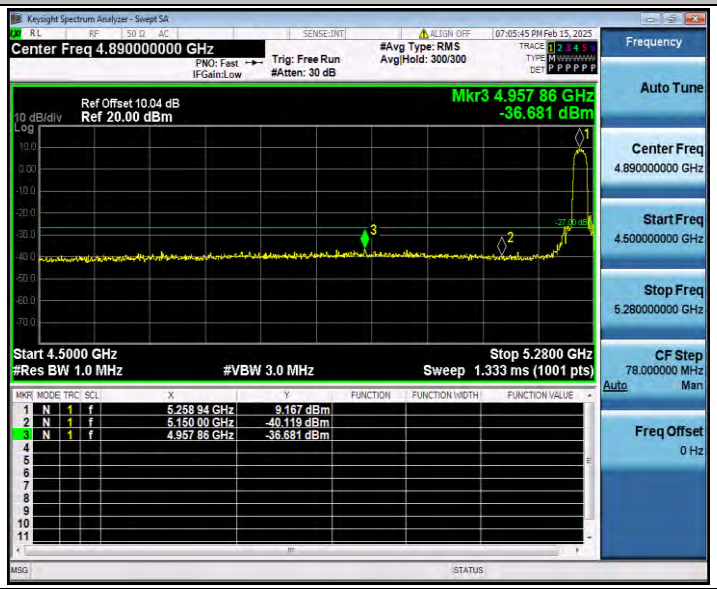


11AC20SISO_Ant1_High_5320

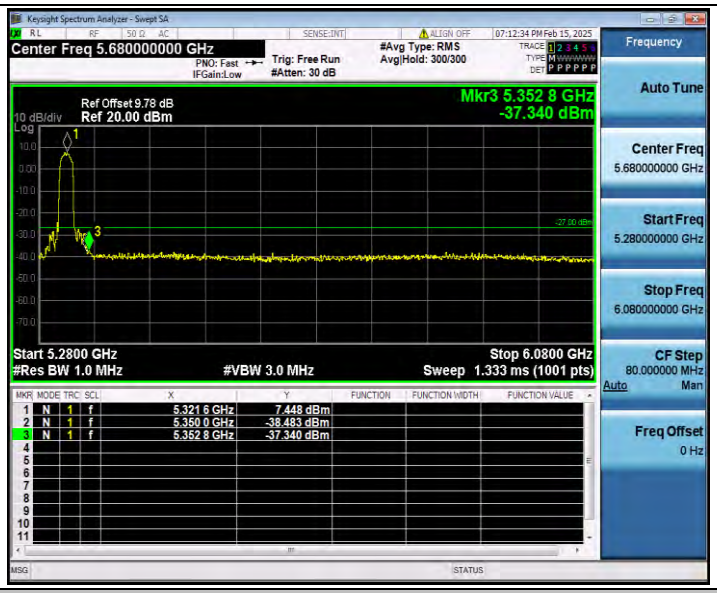


11AC40SISO_Ant1_Low_5270

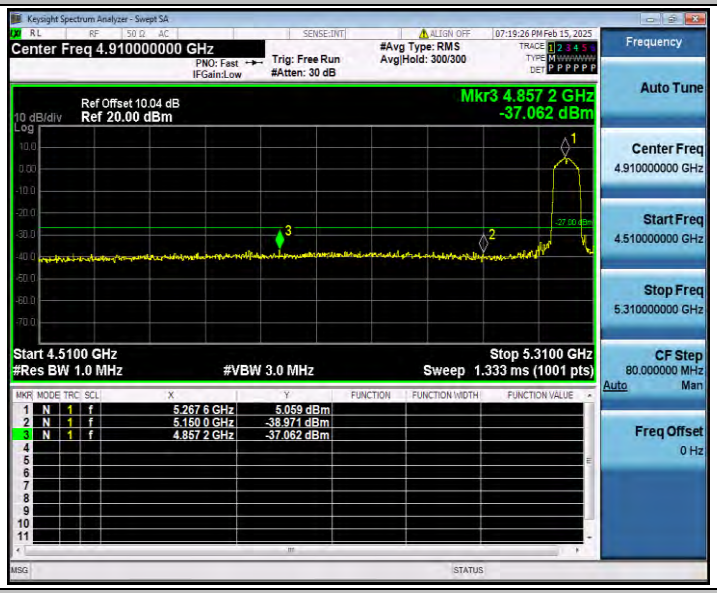


11AC40SISO_Ant1_High_5310

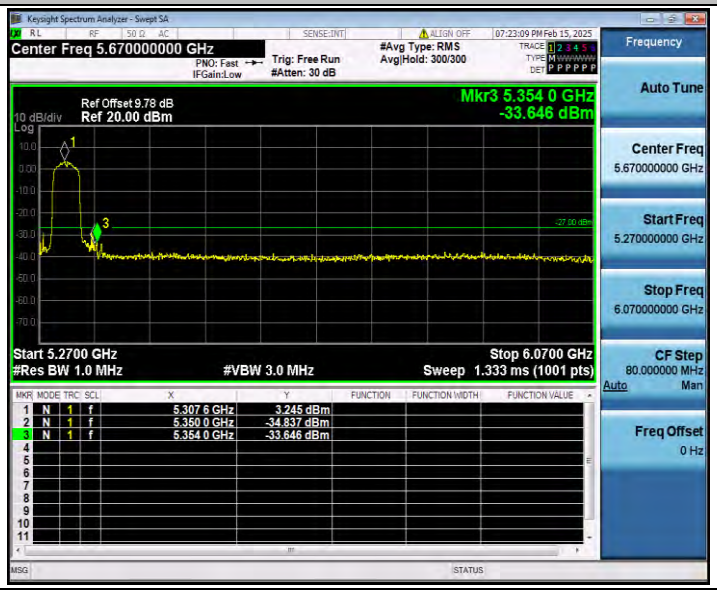

| 11AC80SISO_Ant1_Low_5290 |
| --- |
| 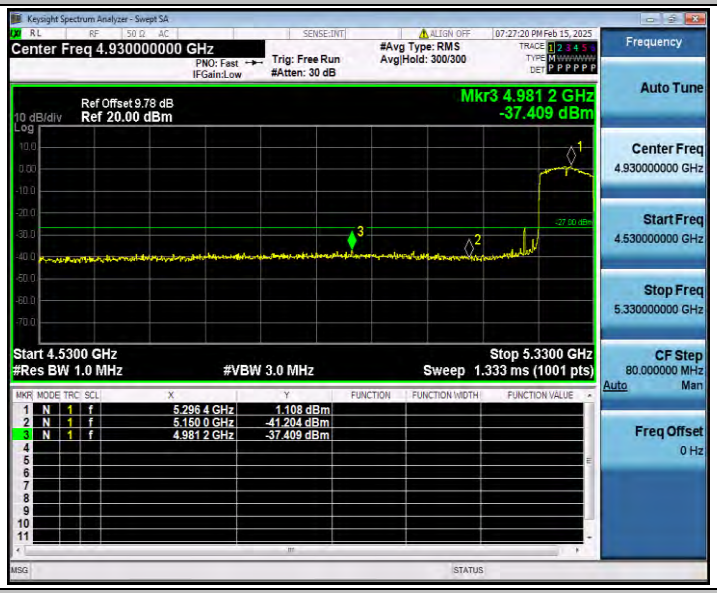 |



| 11AC80SISO_Ant1_High_5290 |
| --- |
| |

# Appendix E.7: Conducted Spurious Emission

## Test Result

| TestMode | Antenna | Freq(MHz) | FreqRange [MHz] | Max. Fre [MHz] | Max. Level [dBm] | Limit [dBm] | Verdict |
|---|---|---|---|---|---|---|---|
| 11A | Ant1 | 5260 | 30~5140 | 5126.71 | -45.81 | ≤-27 | PASS |
| | | | 5360~27000 | 23575.83 | -37.34 | ≤-27 | PASS |
| | | 5280 | 30~5140 | 3169.41 | -45.6 | ≤-27 | PASS |
| | | | 5360~27000 | 26739.6 | -36.42 | ≤-27 | PASS |
| | | 5320 | 30~5140 | 4966.09 | -45.92 | ≤-27 | PASS |
| | | | 5360~27000 | 24266.87 | -36.9 | ≤-27 | PASS |
| 11N20SISO | Ant1 | 5260 | 30~5140 | 2457.93 | -44.26 | ≤-27 | PASS |
| | | | 5360~27000 | 23589.54 | -37.13 | ≤-27 | PASS |
| | | 5280 | 30~5140 | 1738.27 | -39.39 | ≤-27 | PASS |
| | | | 5360~27000 | 25507.56 | -37.44 | ≤-27 | PASS |
| | | 5320 | 30~5140 | 5136.59 | -45.69 | ≤-27 | PASS |
| | | | 5360~27000 | 5363.61 | -35.84 | ≤-27 | PASS |
| 11N40SISO | Ant1 | 5270 | 30~5140 | 5052.11 | -45.58 | ≤-27 | PASS |
| | | | 5360~27000 | 26728.78 | -36.59 | ≤-27 | PASS |
| | | 5310 | 30~5140 | 5096.74 | -46.98 | ≤-27 | PASS |
| | | | 5360~27000 | 25555.17 | -37.31 | ≤-27 | PASS |
| 11AC20SISO | Ant1 | 5260 | 30~5140 | 4924.87 | -46.17 | ≤-27 | PASS |
| | | | 5360~27000 | 24150.73 | -37.3 | ≤-27 | PASS |
| | | 5280 | 30~5140 | 3153.57 | -46.54 | ≤-27 | PASS |
| | | | 5360~27000 | 26581.63 | -37.33 | ≤-27 | PASS |
| | | 5320 | 30~5140 | 2705.94 | -46.02 | ≤-27 | PASS |
| | | | 5360~27000 | 24784.06 | -37.54 | ≤-27 | PASS |
| 11AC40SISO | Ant1 | 5270 | 30~5140 | 4968.3 | -46.35 | ≤-27 | PASS |
| | | | 5360~27000 | 26866.55 | -36.12 | ≤-27 | PASS |
| | | 5310 | 30~5140 | 4938.5 | -45.44 | ≤-27 | PASS |
| | | | 5360~27000 | 24313.75 | -36.03 | ≤-27 | PASS |
| 11AC80SISO | Ant1 | 5290 | 30~5140 | 3067.21 | -46.65 | ≤-27 | PASS |
| | | | 5360~27000 | 25622.97 | -36.82 | ≤-27 | PASS |

## Test Graphs

11A_Ant1_5260_30~5140

11A_Ant1_5260_5360~27000

11A_Ant1_5280_30~5140

11A_Ant1_5280_5360~27000

11A_Ant1_5320_30~5140

11A_Ant1_5320_5360~27000

11N20SISO_Ant1_5260_30~5140

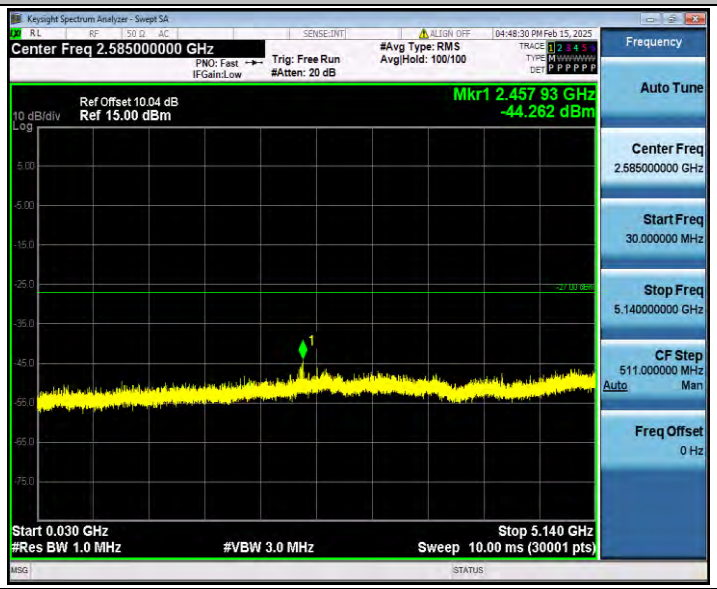


11N20SISO_Ant1_5260_5360~27000

11N20SISO_Ant1_5280_30~5140

11N20SISO_Ant1_5280_5360~27000

11N20SISO_Ant1_5320_30~5140

11N20SISO_Ant1_5320_5360~27000

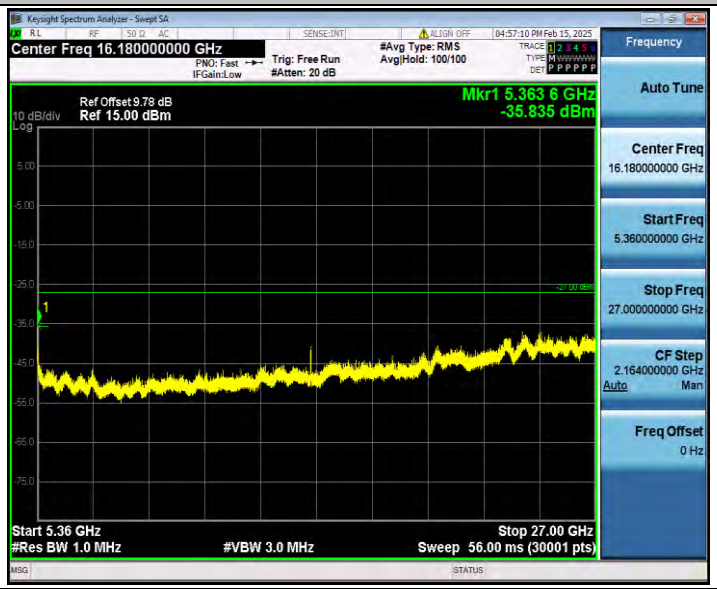


11N40SISO_Ant1_5270_30~5140

11N40SISO_Ant1_5270_5360~27000

11N40SISO_Ant1_5310_30~5140

11N40SISO_Ant1_5310_5360~27000

11AC20SISO_Ant1_5260_30~5140

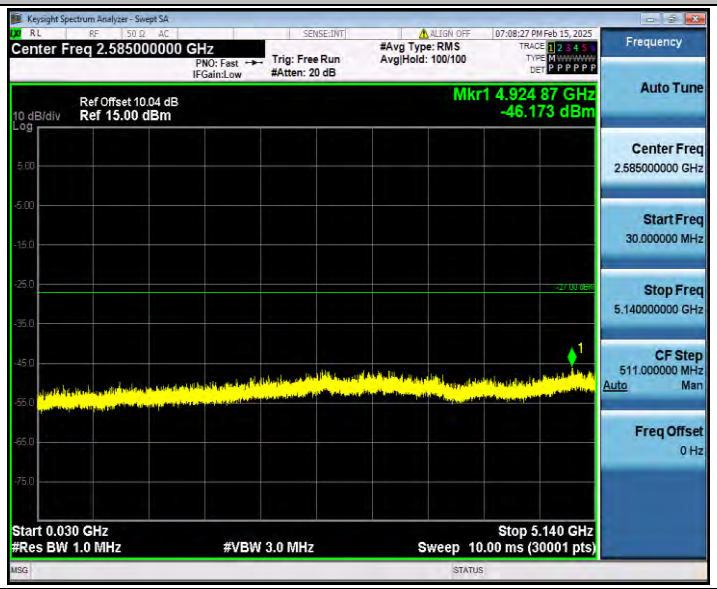


11AC20SISO_Ant1_5260_5360~27000

11AC20SISO_Ant1_5280_30~5140

11AC20SISO_Ant1_5280_5360~27000

11AC20SISO_Ant1_5320_30~5140

11AC20SISO_Ant1_5320_5360~27000

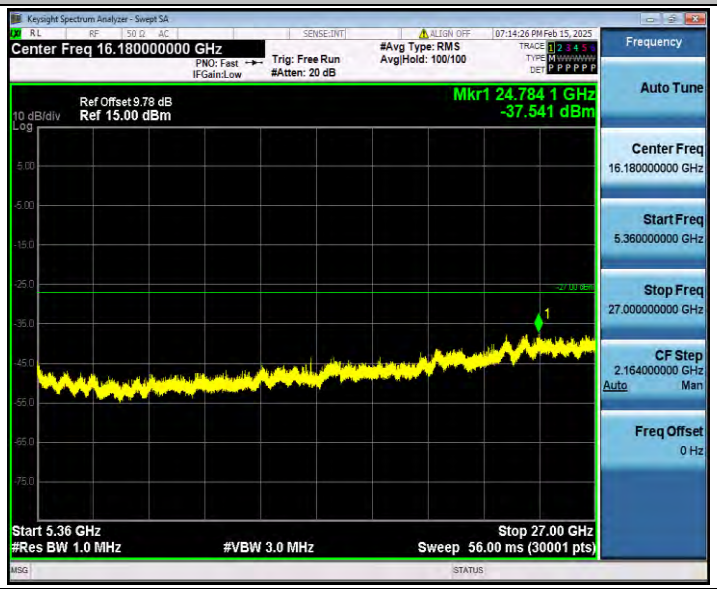


11AC40SISO_Ant1_5270_30~5140

11AC40SISO_Ant1_5270_5360~27000

11AC40SISO_Ant1_5310_30~5140

11AC40SISO_Ant1_5310_5360~27000

11AC80SISO_Ant1_5290_30~5140

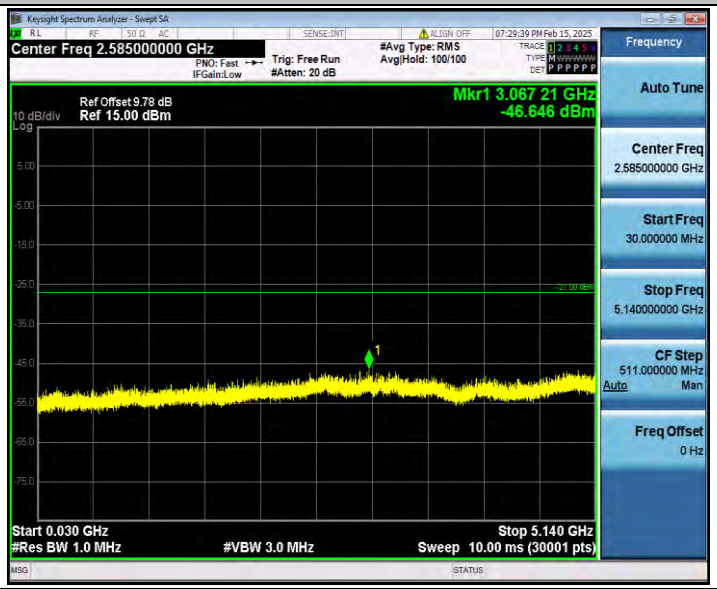


11AC80SISO_Ant1_5290_5360~27000

Keysight Spectrum Analyzer - Swept SA
Center Freq 16.180000000 GHz
PNO: Fast
IFGain:Low
Trig: Free Run
#Atten: 20 dB
#Avg Type: RMS
Avg|Hold: 100/100
Ref Offset 9.78 dB
10 dB/div
Ref 15.00 dBm
Log
Mkr1 25.623 0 GHz
-36.821 dBm
Start 5.36 GHz
#Res BW 1.0 MHz
#VBW 3.0 MHz
Stop 27.00 GHz
Sweep 56.00 ms (30001 pts)
Frequency
Auto Tune
Center Freq
16.180000000 GHz
Start Freq
5.360000000 GHz
Stop Freq
27.000000000 GHz
CF Step
2.164000000 GHz
Auto
Man
Freq Offset
0 Hz

# Appendix E.8: Emissions in Restricted Bands

## Test Result

| TestMode | Antenna | ChName | Freq(MHz) | Detector | Freq [MHz] | Result [dBm] | Limit [dBm] | Result [dBuV/m] | Limit [dBuV/m] | Verdict |
|---|---|---|---|---|---|---|---|---|---|---|
| 11A | Ant1 | Low | 5260 | AV | 4500.000 | -47.89 | ≤-41.20 | 47.31 | ≤54 | PASS |
| | | | | AV | 4945.600 | -45.58 | ≤-41.20 | 49.62 | ≤54 | PASS |
| | | | | AV | 5150.000 | -46.94 | ≤-41.20 | 48.26 | ≤54 | PASS |
| | | | | Peak | 4500.000 | -44.06 | ≤-21.20 | 51.14 | ≤74 | PASS |
| | | | | Peak | 4988.000 | -37.44 | ≤-21.20 | 57.76 | ≤74 | PASS |
| | | | | Peak | 5150.000 | -42.89 | ≤-21.20 | 52.31 | ≤74 | PASS |
| | | High | 5320 | AV | 5350.000 | -46.01 | ≤-41.20 | 49.19 | ≤54 | PASS |
| | | | | AV | 5350.400 | -46.01 | ≤-41.20 | 49.19 | ≤54 | PASS |
| | | | | AV | 5460.000 | -46.32 | ≤-41.20 | 48.88 | ≤54 | PASS |
| | | | | Peak | 5350.000 | -39.43 | ≤-21.20 | 55.77 | ≤74 | PASS |
| | | | | Peak | 5384.800 | -37.83 | ≤-21.20 | 57.37 | ≤74 | PASS |
| | | | | Peak | 5460.000 | -43.88 | ≤-21.20 | 51.32 | ≤74 | PASS |
| 11N20SISO | Ant1 | Low | 5260 | AV | 4500.000 | -47.84 | ≤-41.20 | 47.36 | ≤54 | PASS |
| | | | | AV | 4945.600 | -45.57 | ≤-41.20 | 49.63 | ≤54 | PASS |
| | | | | AV | 5150.000 | -46.85 | ≤-41.20 | 48.35 | ≤54 | PASS |
| | | | | Peak | 4500.000 | -42.48 | ≤-21.20 | 52.72 | ≤74 | PASS |
| | | | | Peak | 4968.800 | -35.42 | ≤-21.20 | 59.78 | ≤74 | PASS |
| | | | | Peak | 5150.000 | -46.51 | ≤-21.20 | 48.69 | ≤74 | PASS |
| | | High | 5320 | AV | 5350.000 | -45.85 | ≤-41.20 | 49.35 | ≤54 | PASS |
| | | | | AV | 5350.400 | -45.85 | ≤-41.20 | 49.35 | ≤54 | PASS |
| | | | | AV | 5460.000 | -46.36 | ≤-41.20 | 48.84 | ≤54 | PASS |
| | | | | Peak | 5350.000 | -44.4 | ≤-21.20 | 50.80 | ≤74 | PASS |
| | | | | Peak | 5404.800 | -38.06 | ≤-21.20 | 57.14 | ≤74 | PASS |
| | | | | Peak | 5460.000 | -42.56 | ≤-21.20 | 52.64 | ≤74 | PASS |
| 11N40SISO | Ant1 | Low | 5270 | AV | 4500.000 | -47.85 | ≤-41.20 | 47.35 | ≤54 | PASS |
| | | | | AV | 4943.190 | -45.56 | ≤-41.20 | 49.64 | ≤54 | PASS |
| | | | | AV | 5150.000 | -46.89 | ≤-41.20 | 48.31 | ≤54 | PASS |
| | | | | Peak | 4500.000 | -44.74 | ≤-21.20 | 50.46 | ≤74 | PASS |
| | | | | Peak | 5007.970 | -37.46 | ≤-21.20 | 57.74 | ≤74 | PASS |
| | | | | Peak | 5150.000 | -41.25 | ≤-21.20 | 53.95 | ≤74 | PASS |
| | | High | 5310 | AV | 5350.000 | -44.76 | ≤-41.20 | 50.44 | ≤54 | PASS |
| | | | | AV | 5460.000 | -46.28 | ≤-41.20 | 48.92 | ≤54 | PASS |
| | | | | Peak | 5350.000 | -43.07 | ≤-21.20 | 52.13 | ≤74 | PASS |
| | | | | Peak | 5358.800 | -39.04 | ≤-21.20 | 56.16 | ≤74 | PASS |
| | | | | Peak | 5460.000 | -41.21 | ≤-21.20 | 53.99 | ≤74 | PASS |
| 11AC20SI | Ant1 | Low | 5260 | AV | 4500.000 | -47.88 | ≤-41.20 | 47.32 | ≤54 | PASS |

| | | | | | | | | | | |
|---|---|---|---|---|---|---|---|---|---|---|
| SO | | | | AV | 4944.000 | -45.58 | ≤-41.20 | 49.62 | ≤54 | PASS |
| | | | | AV | 5150.000 | -47.01 | ≤-41.20 | 48.19 | ≤54 | PASS |
| | | | | Peak | 4500.000 | -46.59 | ≤-21.20 | 48.61 | ≤74 | PASS |
| | | | | Peak | 4984.800 | -36.19 | ≤-21.20 | 59.01 | ≤74 | PASS |
| | | | | Peak | 5150.000 | -48.52 | ≤-21.20 | 46.68 | ≤74 | PASS |
| | | High | 5320 | AV | 5350.000 | -45.97 | ≤-41.20 | 49.23 | ≤54 | PASS |
| | | | | AV | 5350.400 | -45.97 | ≤-41.20 | 49.23 | ≤54 | PASS |
| | | | | AV | 5460.000 | -46.33 | ≤-41.20 | 48.87 | ≤54 | PASS |
| | | | | Peak | 5350.000 | -42.65 | ≤-21.20 | 52.55 | ≤74 | PASS |
| | | | | Peak | 5415.200 | -37.5 | ≤-21.20 | 57.70 | ≤74 | PASS |
| | | | | Peak | 5460.000 | -42.33 | ≤-21.20 | 52.87 | ≤74 | PASS |
| 11AC40SISO | Ant1 | Low | 5270 | AV | 4500.000 | -47.89 | ≤-41.20 | 47.31 | ≤54 | PASS |
| | | | | AV | 4940.820 | -45.63 | ≤-41.20 | 49.57 | ≤54 | PASS |
| | | | | AV | 5150.000 | -47.02 | ≤-41.20 | 48.18 | ≤54 | PASS |
| | | | | Peak | 4500.000 | -41.88 | ≤-21.20 | 53.32 | ≤74 | PASS |
| | | | | Peak | 5092.500 | -37.73 | ≤-21.20 | 57.47 | ≤74 | PASS |
| | | | | Peak | 5150.000 | -43.65 | ≤-21.20 | 51.55 | ≤74 | PASS |
| | | High | 5310 | AV | 5350.000 | -45.18 | ≤-41.20 | 50.02 | ≤54 | PASS |
| | | | | AV | 5460.000 | -46.38 | ≤-41.20 | 48.82 | ≤54 | PASS |
| | | | | Peak | 5350.000 | -40.8 | ≤-21.20 | 54.40 | ≤74 | PASS |
| | | | | Peak | 5455.600 | -37.01 | ≤-21.20 | 58.19 | ≤74 | PASS |
| | | | | Peak | 5460.000 | -41.42 | ≤-21.20 | 53.78 | ≤74 | PASS |
| 11AC80SISO | Ant1 | Low | 5290 | AV | 4500.000 | -48.21 | ≤-41.20 | 46.99 | ≤54 | PASS |
| | | | | AV | 4943.610 | -45.92 | ≤-41.20 | 49.28 | ≤54 | PASS |
| | | | | AV | 5150.000 | -47.33 | ≤-41.20 | 47.87 | ≤54 | PASS |
| | | | | Peak | 4500.000 | -45.82 | ≤-21.20 | 49.38 | ≤74 | PASS |
| | | | | Peak | 4806.870 | -37.52 | ≤-21.20 | 57.68 | ≤74 | PASS |
| | | | | Peak | 5150.000 | -44.86 | ≤-21.20 | 50.34 | ≤74 | PASS |
| | | High | 5290 | AV | 5350.000 | -44.24 | ≤-41.20 | 50.96 | ≤54 | PASS |
| | | | | AV | 5460.000 | -46.42 | ≤-41.20 | 48.78 | ≤54 | PASS |
| | | | | Peak | 5350.000 | -40.11 | ≤-21.20 | 55.09 | ≤74 | PASS |
| | | | | Peak | 5447.000 | -36.47 | ≤-21.20 | 58.73 | ≤74 | PASS |
| | | | | Peak | 5460.000 | -40.78 | ≤-21.20 | 54.42 | ≤74 | PASS |

Note：

1. The Antenna Gain is compensated in the graph.
2. The Duty Cycle Factor and RBW Factor is compensated in the graph.
3. For transmitters operating in 5150-5350 GHz band and 5470-5725 GHz band: The limit in dBm for average detector is conversion from 54dBuV/m, according to 15.209(a). The limit in dBm for peak detector is 20dB above the limit of average detector in dBm.

## Test Graphs

11A_Ant1_Low_5260_AV

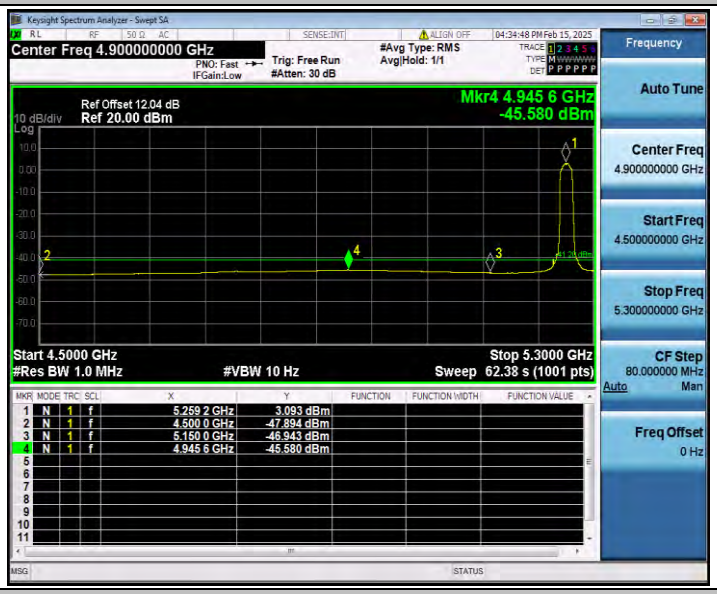


11A_Ant1_Low_5260_Peak

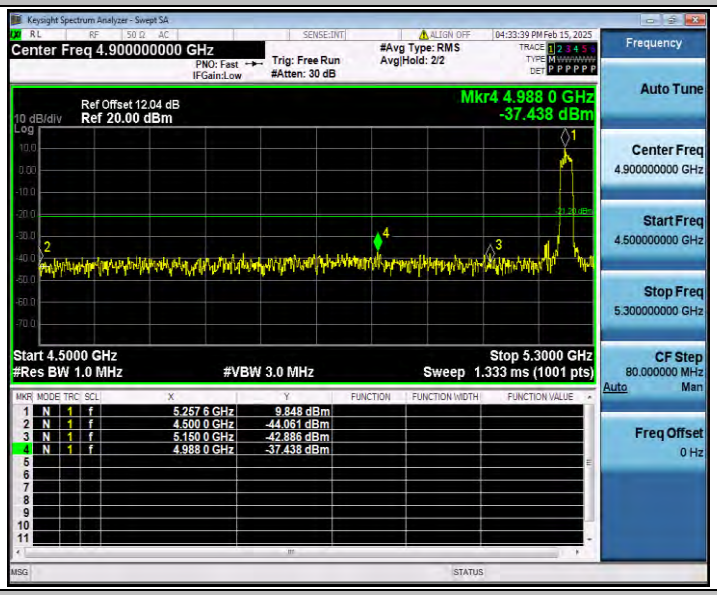


11A_Ant1_High_5320_AV

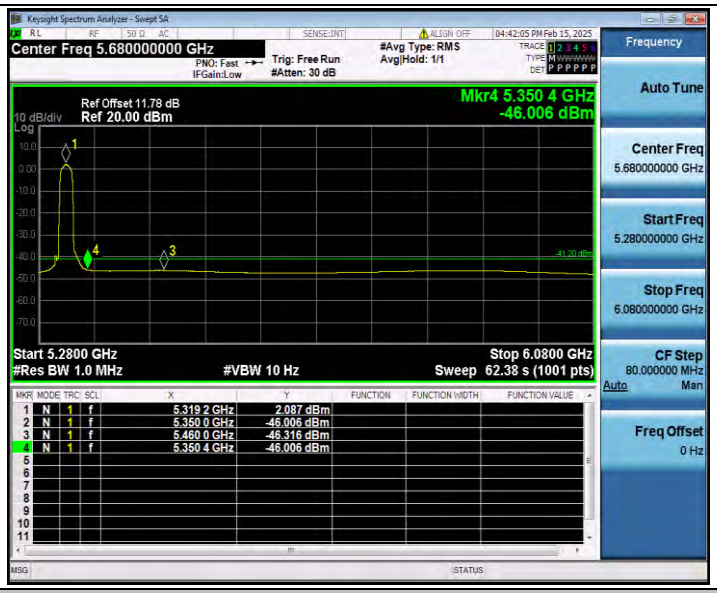


11A_Ant1_High_5320_Peak

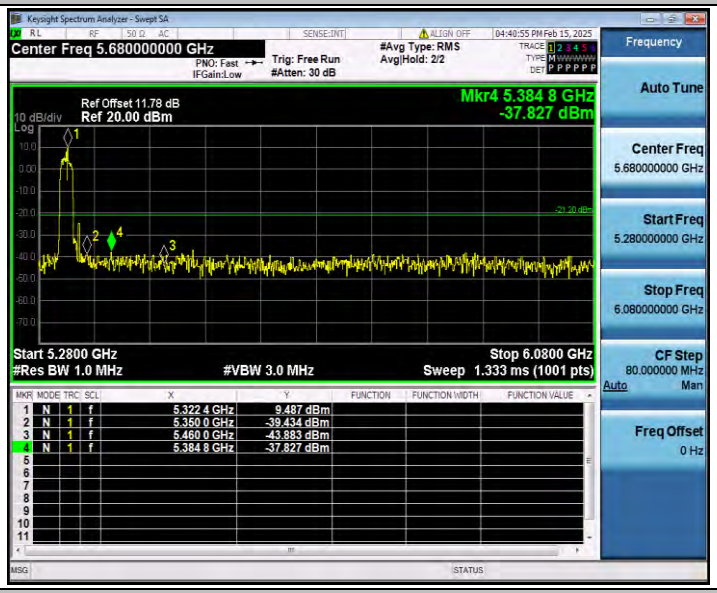


11N20SISO_Ant1_Low_5260_AV

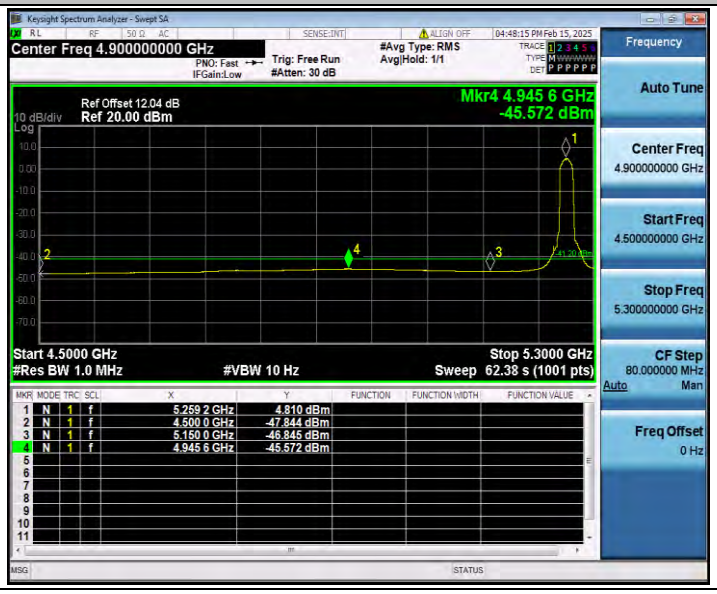

11N20SISO_Ant1_Low_5260_Peak

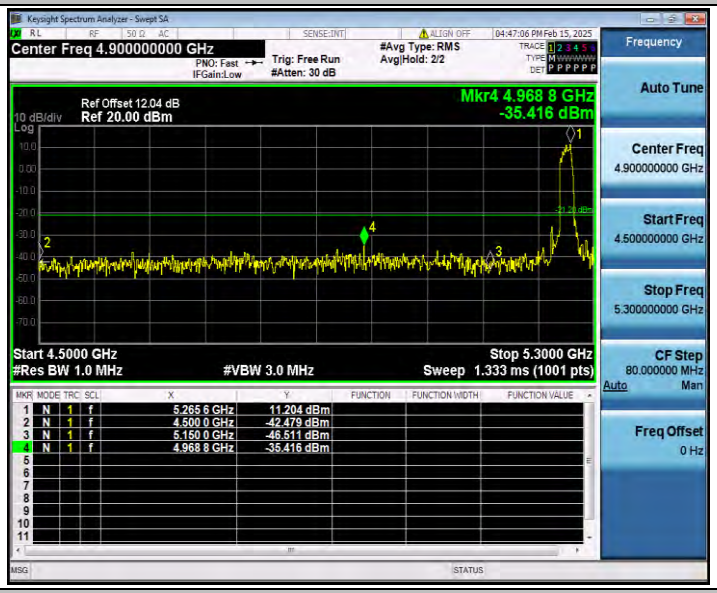


11N20SISO_Ant1_High_5320_AV

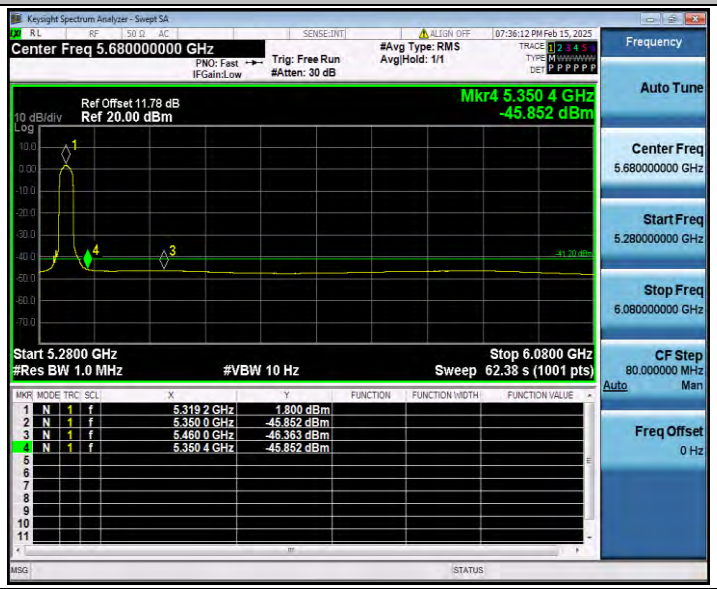


11N20SISO_Ant1_High_5320_Peak

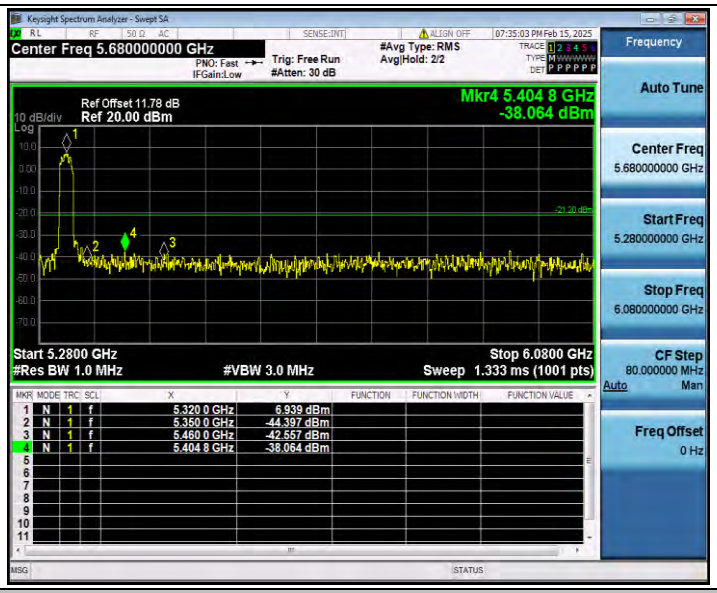


11N40SISO_Ant1_Low_5270_AV

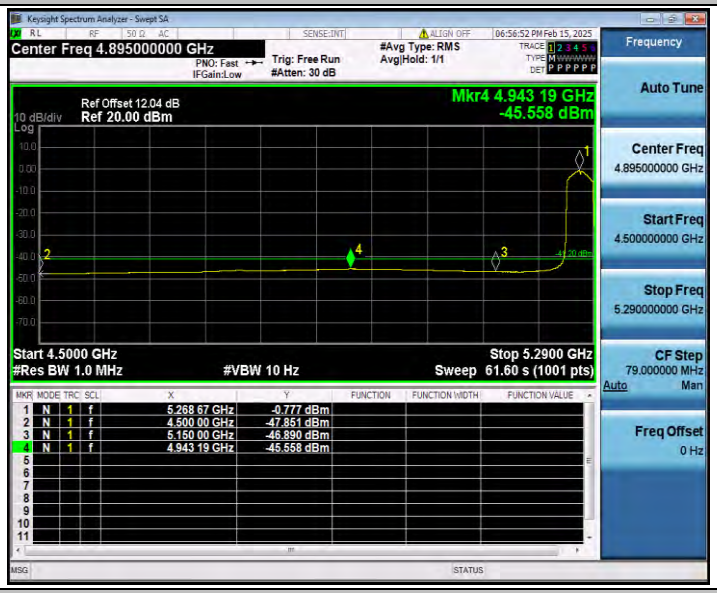


11N40SISO_Ant1_Low_5270_Peak

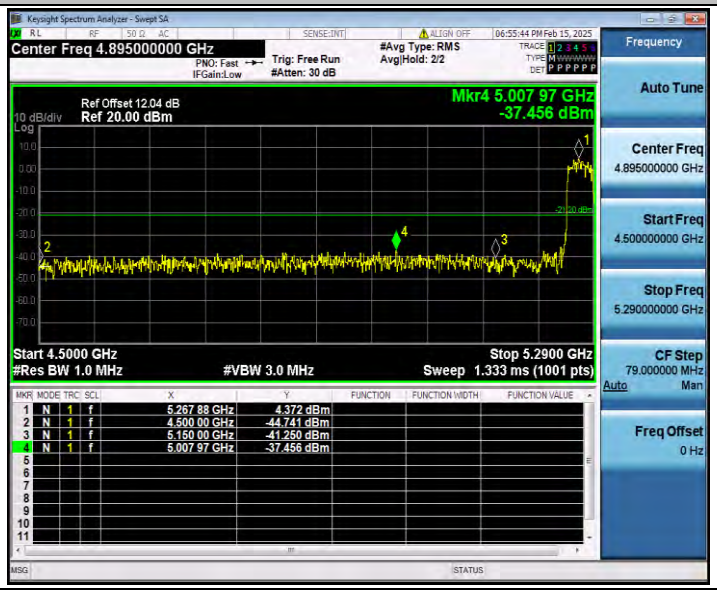

11N40SISO_Ant1_High_5310_Peak

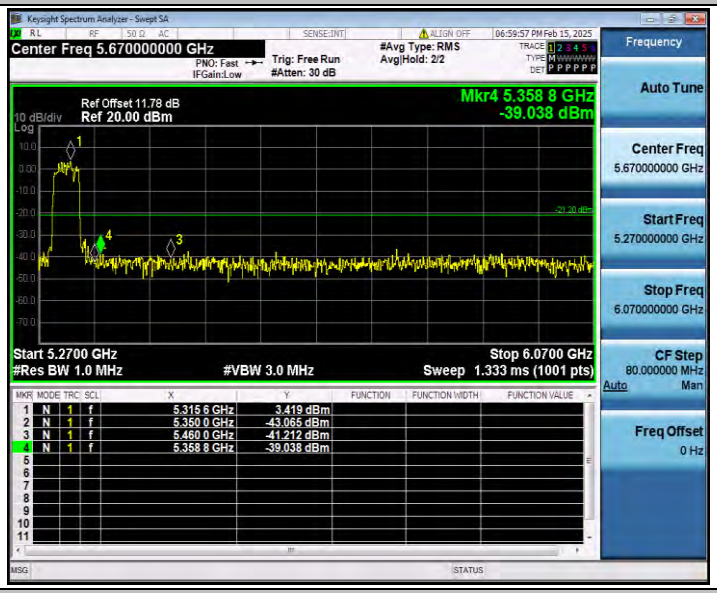


11AC20SISO_Ant1_Low_5260_AV

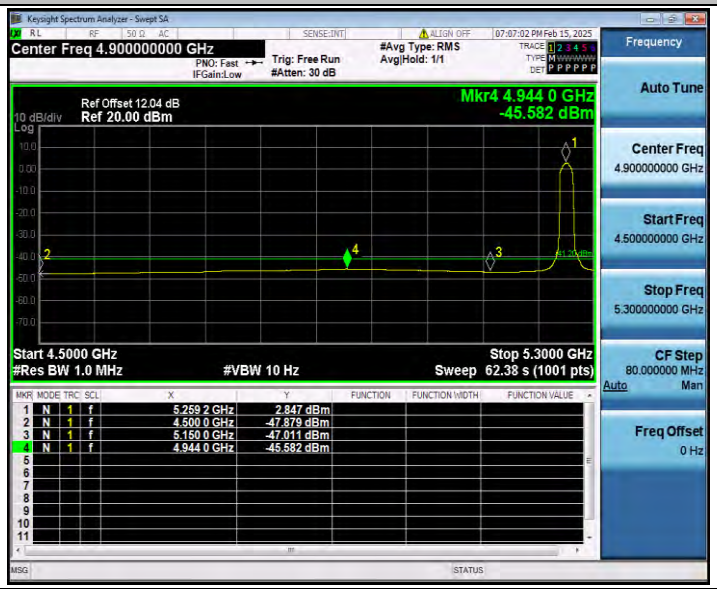


11AC20SISO_Ant1_Low_5260_Peak

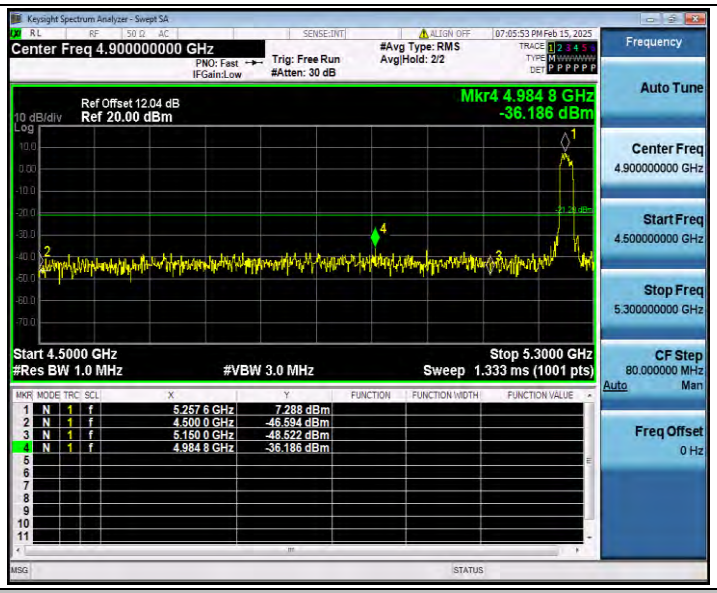


11AC20SISO_Ant1_High_5320_AV

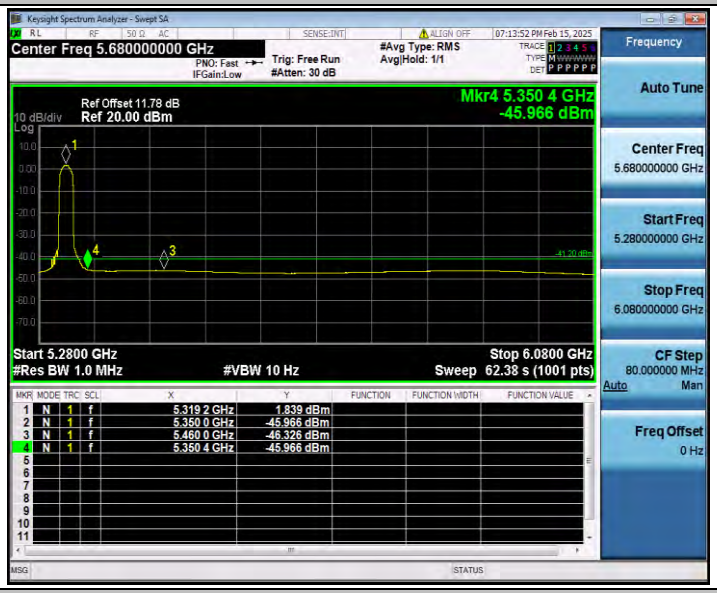


11AC20SISO_Ant1_High_5320_Peak

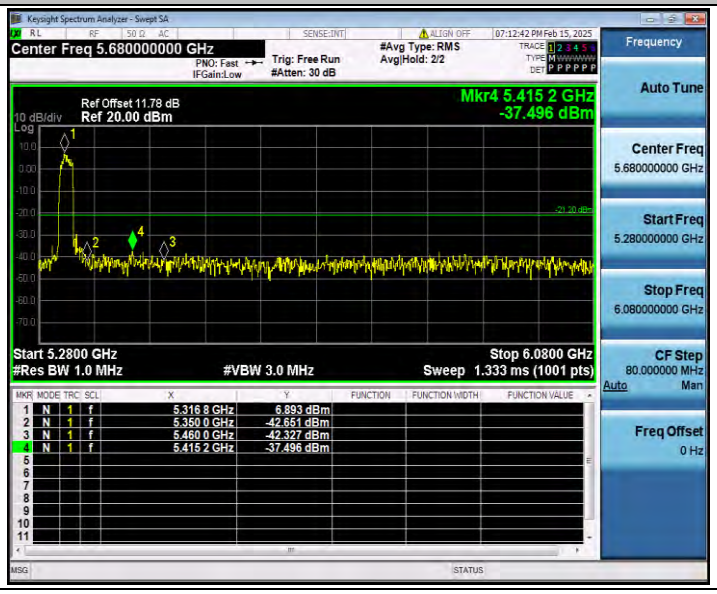

11AC40SISO_Ant1_Low_5270_AV

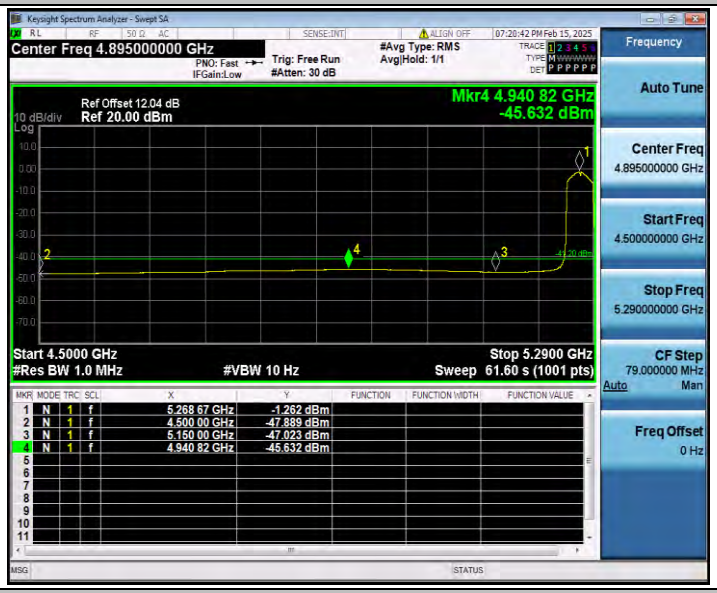


11AC40SISO_Ant1_Low_5270_Peak

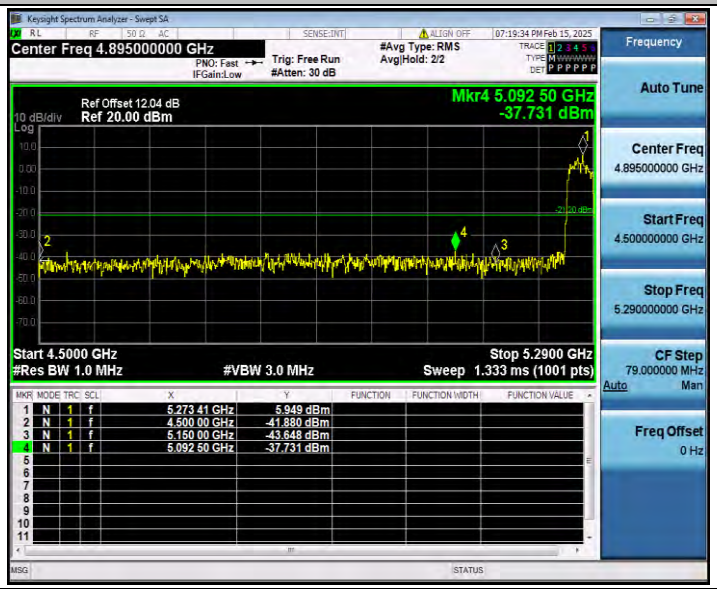


11AC40SISO_Ant1_High_5310_Peak

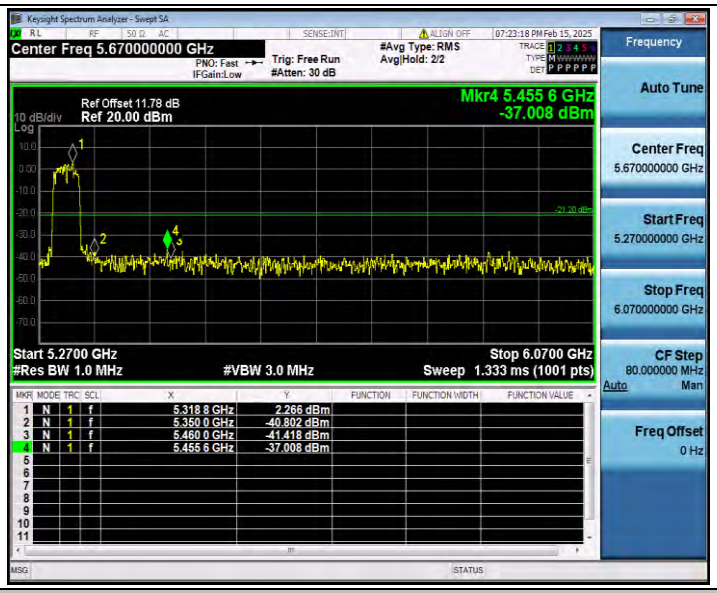


11AC80SISO_Ant1_Low_5290_AV

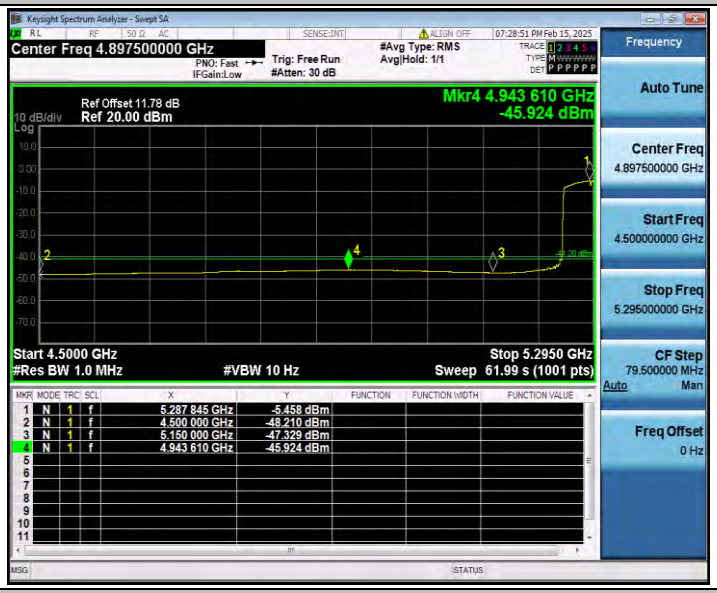


11AC80SISO_Ant1_Low_5290_Peak

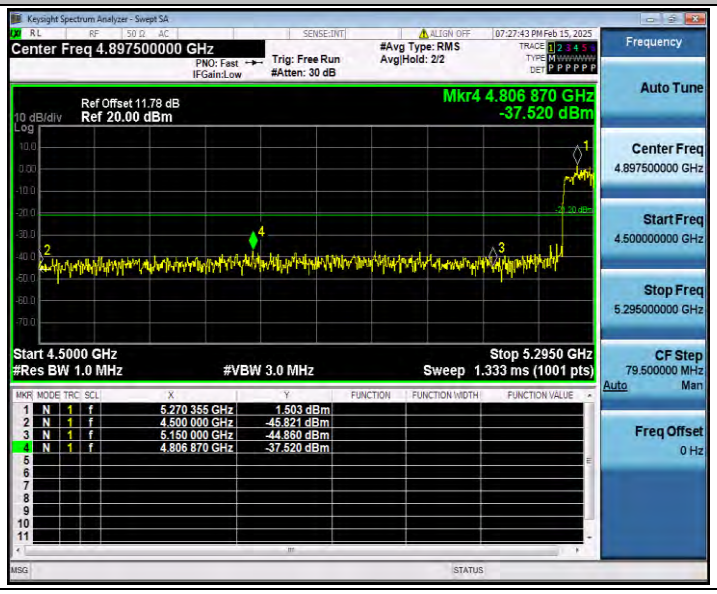

| 11AC80SISO_Ant1_High_5290_AV |
| --- |
| |



| 11AC80SISO_Ant1_High_5290_Peak |
| --- |
| 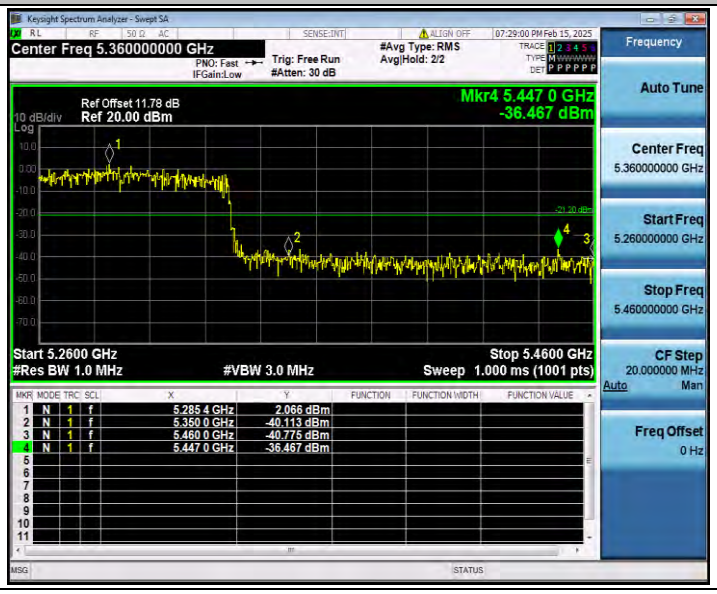 |