The main function

- Luminescence technology, no glare, no strobe, soft lighting eye protection
- LED with ultra-long life and minimal light decay
- Control switch, brightness color temperature adjustable， easy to operate
- Three - color temperature dimming, more comfortable
- Three-dimensional omni-directional lighting Angle to meet a variety of environmental requirements
- Folded structure, smaller volume
- Qi wireless charging function

Energy saving | Zero UV | Eye-caring | High Color fidelity | Dimmable | Eco-friendly materials

Technical parameters

Model	TX26A
Power Input	QC3.0 5V3A 9V2.22A 12V1.67A
USB Output	5V1A
Wireless Charging Power	15W
LED Wattage	6W
CCT	6000K-5000K-4500K-3500K-3000K
Brightness Level	20%-40%-60%-80%-100%
Color Rendering Index (CRI)	>80Ra
Material	ABS+PS

In the accessories

Plug in the device

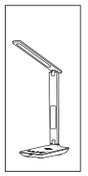

The desk lamp

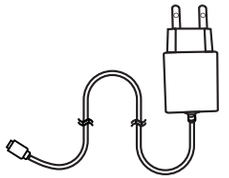

Adapter and USB-C power cord

Directions for use

- Light can be turned on or off by touching the ON/OFF button.
- Touch the ∧∨ button lightly to adjust the brightness of the light up and down.
- Touch the M button lightly to adjust the color temperature of the light. There are three color temperature modes to choose from.

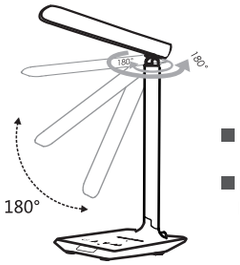

Scope of lamp holder movement:

- While adjusting the Angle of the lamp head, hold down the base at the same time.
- Lamp holder rotation range is 180° (this product has a finite position device, lamp head rotation range is 180°).

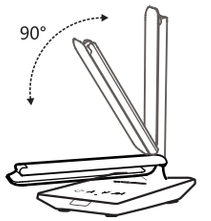

Normal range of lamp arm movement:

- The use range of the lamp arm's front swing is: 90°.
- While adjusting the Angle of the lamp arm, hold down the base at the same time.

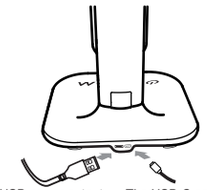

USB power output　The USB-C power input

- Insert the power adapter input wire into the interface (QC3.0 5V3A 9V2.22A 12V1.67A) behind the base.
- After connecting the OUTPUT of USB power supply, it can charge other devices (USB power OUTPUT 5V 1A).

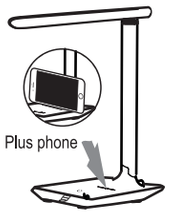

- Plus mobile phone holder (This function cannot be used when using wireless charging)

Instructions

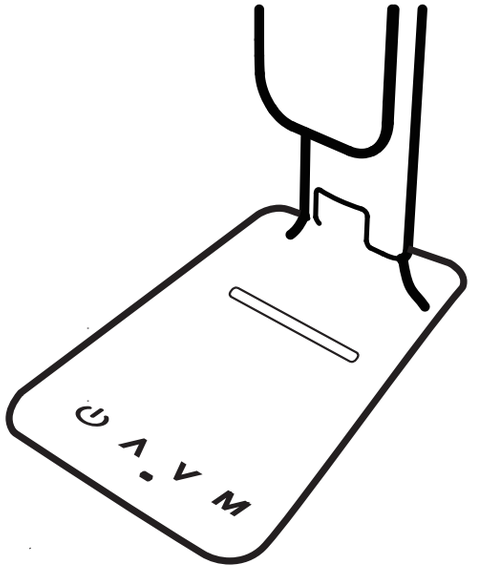

⏻ power bulton: press the button to turm the light on or off

∧∨ brighbess adjustment: touch button∨ or∧ lightly

M 5 color temperatures adjustment: in the lighting mode, pressing M to convert.
1.Bright white 2.Cool white, 3.Natural light 4.Yellowish 5.Yellow

Qi wireless charging

When the lamp is switched on,Qi wireless charging can be used normally. Wireless charging or USB output charging can be selected. If wireless charging is selected, please put the mobile phone supporting wireless charging in the wireless charging area.

In order to improve the charging efficiency,it is not recommended to use wireless charging and USB charging at the same time.

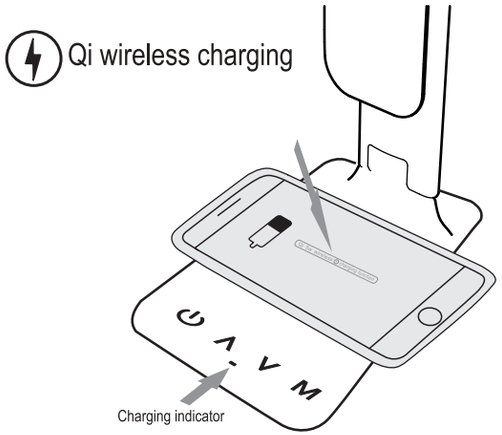

FCC Statement

This device complies with part 15 of the Fcc Rules. Operation is subject to the following two conditions: (1) This device may not cause harmful interference, and (2) this device must accept any interference received, including interference that may cause undesired operation.

Note: This equipment has been tested and found to comply with the limits for a Class B digital device, pursuant to part 15 of the Fcc Rules. These limits are designed to provide reasonable protection against harmful interference in a residential installation. This equipment generates, uses and can radiate radio frequency energy and, if not installed and used in accordance with the instructions, may cause harmful interference to radio communications. However, there is no guarantee that interference will not occur in a particular installation. If this equipment does cause harmful interference to radio or television reception, which can be determined by turning the equipment off and on, the user is encouraged to try to correct the interference by one or more of the following measures:

Note: This equipment has been tested and found to comply with the limits for a Class B digital device, pursuant to part 15 of the Fcc Rules. These limits are designed to provide reasonable protection against harmful interference in a residential installation. This equipment generates, uses and can radiate radio frequency energy and, if not installed and used in accordance with the instructions, may cause harmful interference to radio communications. However, there is no guarantee that interference will not occur in a particular installation. If this equipment does cause harmful interference to radio or television reception, which can be determined by turning the equipment off and on, the user is encouraged to try to correct the interference by one or more of the following measures:

-Reorient orrelocate the receiving antenna.
-Increase the separation between the equipment and receiver.
-Connect the equipment into an outlet on a circuit different from that to which the receiver is connected.
-Consult the dealer or an experienced radio/TV technician for help.

Note: The Grantee is not responsible for any changes or modifications not expressly approved by the party responsible for compliance, such modifcations could void the user's authority to operate the equipment.

The device has been evaluated to meet general RF exposure requirement.
To maintain compliance with FCC's RF exposure guidelines, the distance must be at least 20 cm between the radiator and your body, and fully supported by the operating and installation configurations of the transmitter and its antenna(s).

EN ⚠**Caution**: For indoor use only. Do not use near water. This device must be connected to a properly installed power outlet. Avoid contact with hot surfaces. Avoid excessive twisting of the cord. Unplug from the power source before cleaning.

DE ⚠**Achtung**: Nur für den Innengebrauch geeignet.Nicht in der Nähe von Wasser verwenden. Dieses Gerät muss an eine ordnungsgemäß installierte Steckdose angeschlossen werden. Berührung mit heißen Oberflächen vermeiden.Übermäßiges Verdrehen des Kabels vermeiden.Vor Reinigung vom Stromnetz trennen.

FR ⚠**Attention** : Uniquement pour une utilisation en intérieur. Ne pas utiliser près de l'eau. Cet appareil doit être branché sur une prise correctement installée. Évitez tout contact avec des surfaces chaudes. Évitez de tordre excessivement le câble. Débranchez de la prise avant de nettoyer.

ES ⚠**Atención**: Solo para uso en interiores. No usar cerca del agua. Este dispositivo debe estar conectado a una toma de corriente correctamente instalada. Evite el contacto con superficies calientes. Evite torcer el cable en exceso. Desenchufe antes de limpiar.

IT ⚠**Attenzione**: Solo per uso interno. Non utilizzare vicino all'acqua. Questo dispositivo deve esserecollegato a una presa correttamente installata. Evitare il contatto con superfici calde. Evitare torsioni eccessive del cavo. Scollegare dalla presa prima di pulire.

EC REP

Company name: CET PRODUCT SERVICE SP. Z O.O.
Address: Ul. Dluga 33 102 Zgierz 95-100 Polen
Tel: +48791019706
E-mail: info@cetproduct.com

UK REP

Company name: Sea&Mew Accounting Ltd
Address: 10 Duke Street Coventry CV5 8BZ
Contact Person: Xizhi Chang
Tel: +44 7449410333
E-mail: Compliance.SM@outlook.com

Manufacturer:Huizhou Rongye Intelligent Technology Co., Ltd.
Address:2nd to 5th floors(Factory Building 1), No. 8, Yingguang 1st Road, Yingguang Village, Lilin Town, Zhongkai High-tech Zone, Huizhou City, Guangdong Province, China
E-mail: support-us@slatortech.com

MODEL:TX26A

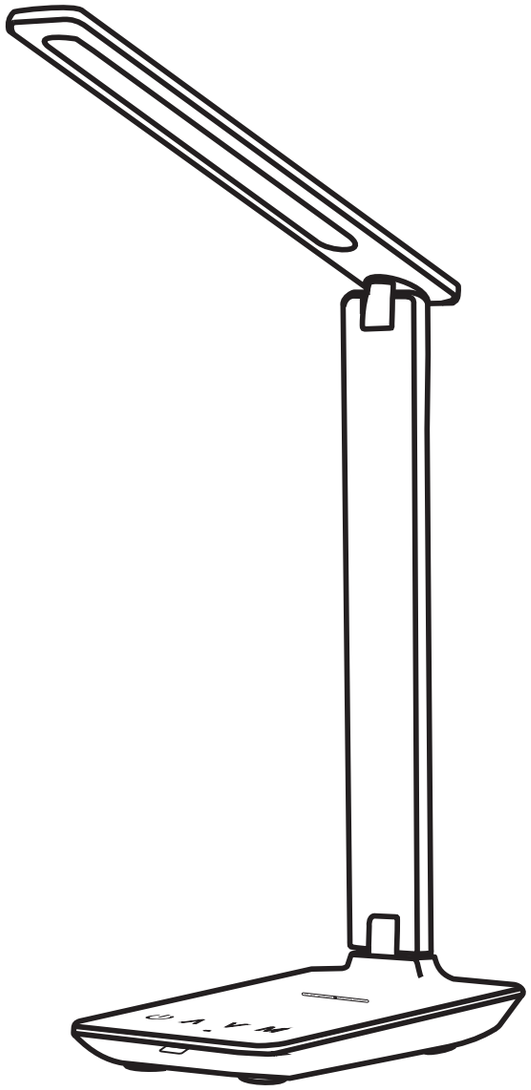

MADE IN CHINA