**Test Graphs**

DH5_Ant1_Hop

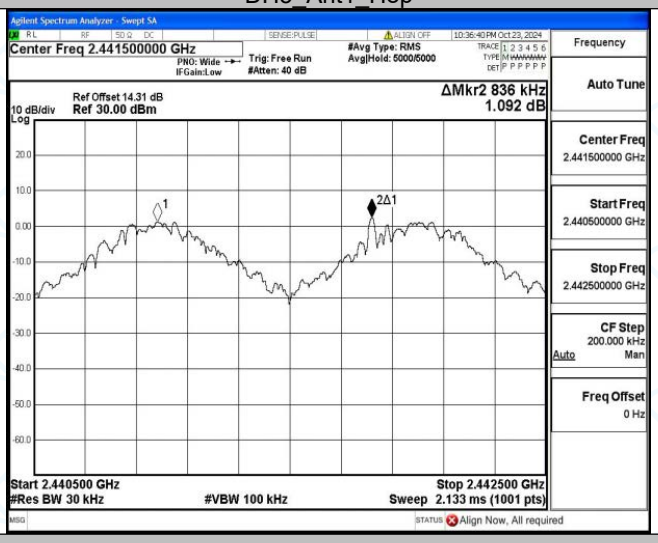


2DH5_Ant1_Hop

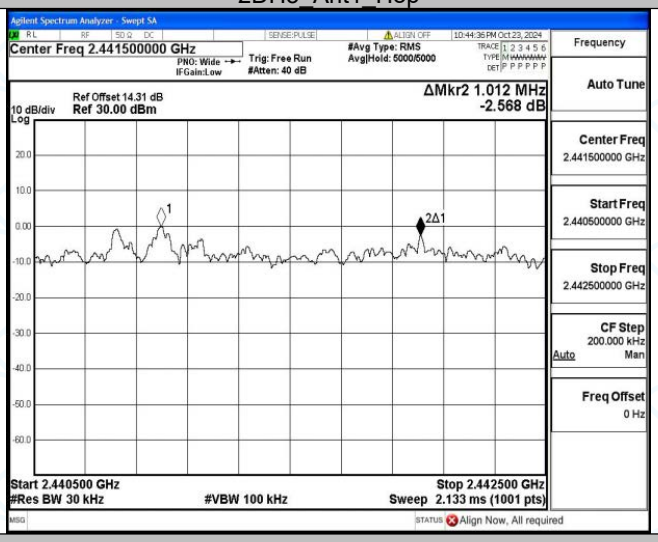


3DH5_Ant1_Hop

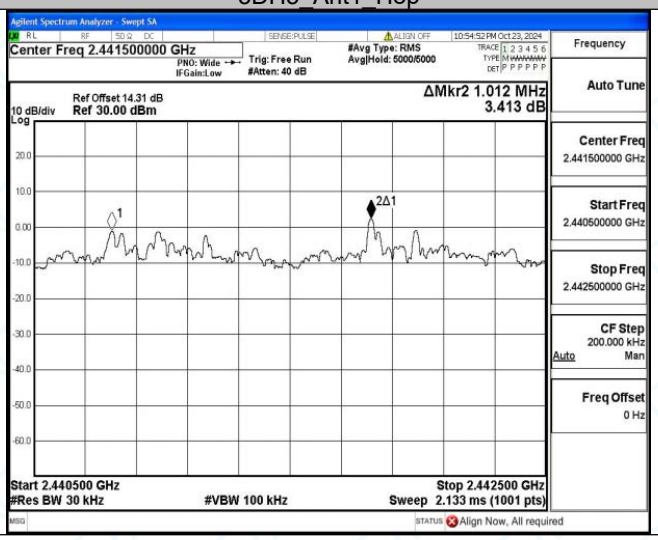

# Appendix D: Dwell Time

**Test Result**

| Test Mode | Antenna | Freq(MHz) | BurstWidth [ms] | TotalHops [Num] | Result[s] | Limit[s] | Verdict |
|---|---|---|---|---|---|---|---|
| DH1 | Ant1 | Hop | 0.370 | 320 | 0.118 | ≤0.4 | PASS |
| DH3 | Ant1 | Hop | 1.620 | 160 | 0.259 | ≤0.4 | PASS |
| DH5 | Ant1 | Hop | 2.868 | 106.67 | 0.306 | ≤0.4 | PASS |
| 2DH1 | Ant1 | Hop | 0.379 | 320 | 0.121 | ≤0.4 | PASS |
| 2DH3 | Ant1 | Hop | 1.631 | 160 | 0.261 | ≤0.4 | PASS |
| 2DH5 | Ant1 | Hop | 2.879 | 106.67 | 0.307 | ≤0.4 | PASS |
| 3DH1 | Ant1 | Hop | 0.377 | 320 | 0.121 | ≤0.4 | PASS |
| 3DH3 | Ant1 | Hop | 1.629 | 160 | 0.261 | ≤0.4 | PASS |
| 3DH5 | Ant1 | Hop | 2.880 | 106.67 | 0.307 | ≤0.4 | PASS |

**Test Graphs**

DH1_Ant1_Hop

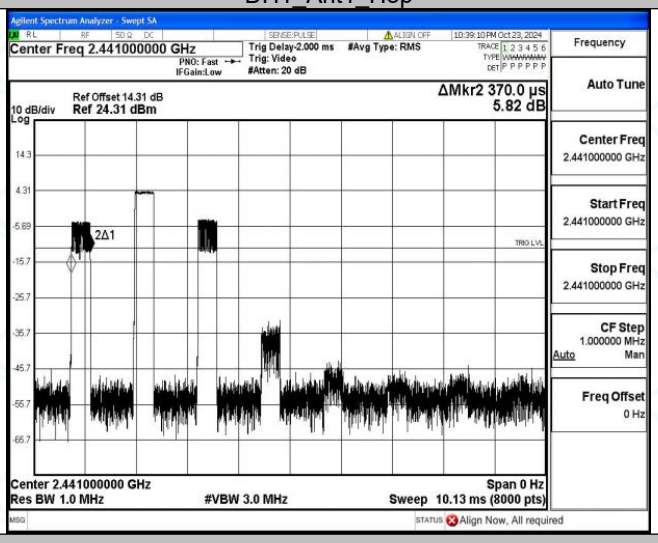


DH3_Ant1_Hop

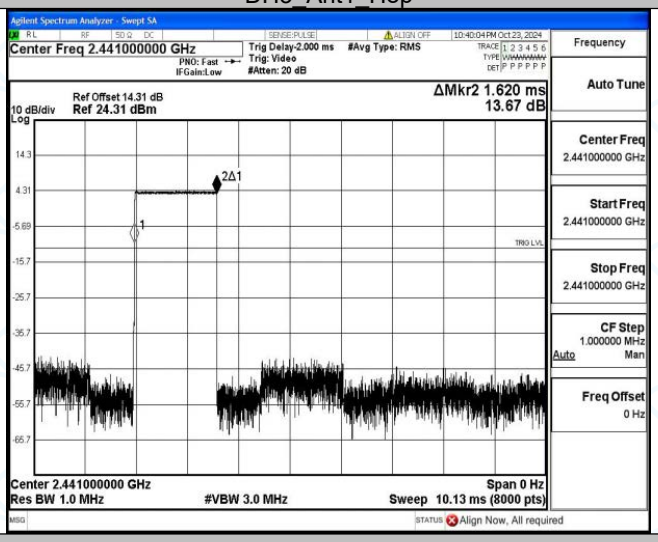


DH5_Ant1_Hop

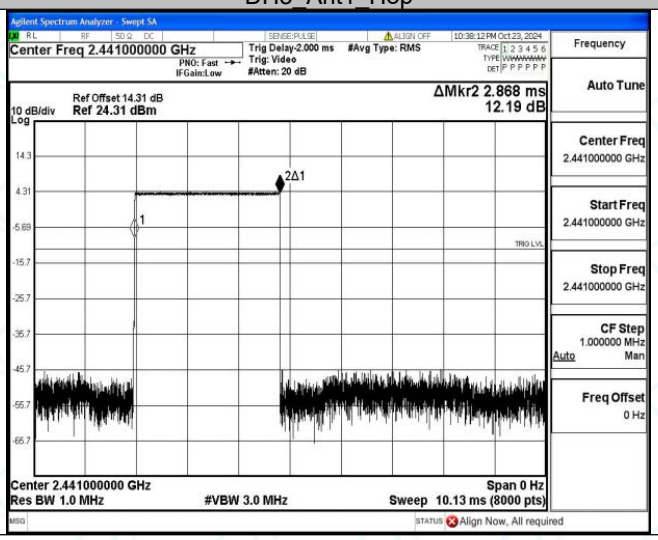

2DH1_Ant1_Hop

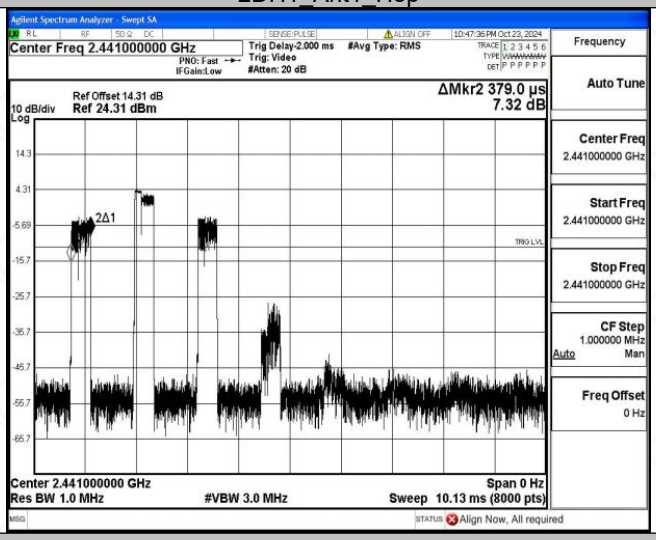


2DH3_Ant1_Hop

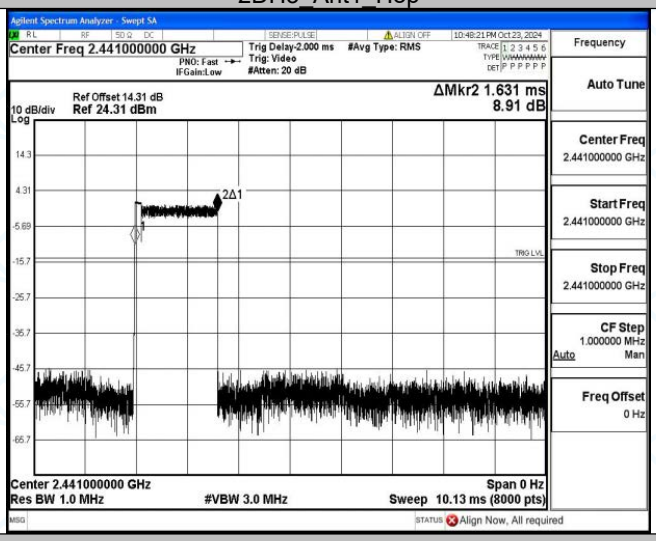


2DH5_Ant1_Hop

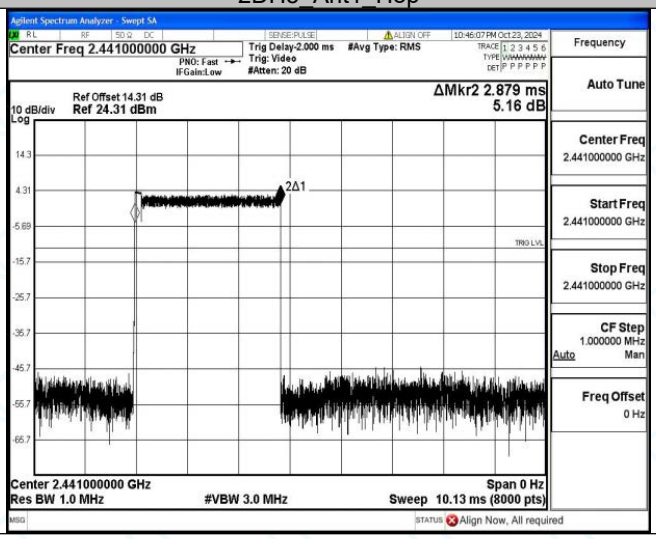

3DH1_Ant1_Hop

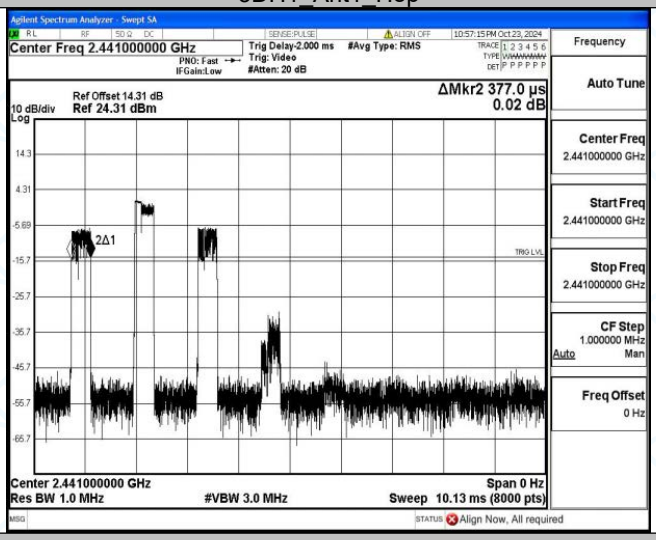


3DH3_Ant1_Hop

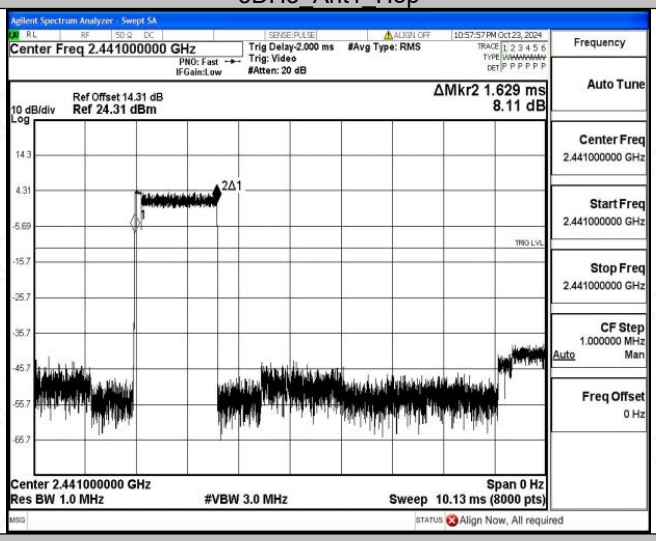


3DH5_Ant1_Hop

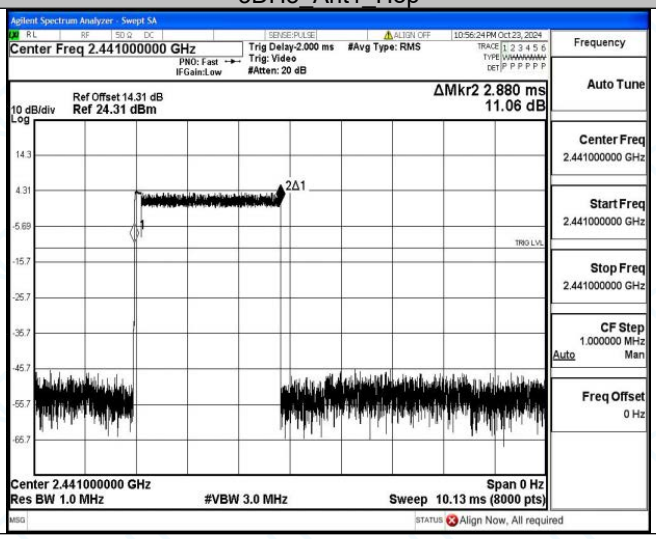

# Appendix F: Number of hopping channels

**Test Result**

| TestMode | Antenna | Freq(MHz) | Result[Num] | Limit[Num] | Verdict |
|---|---|---|---|---|---|
| DH5 | Ant1 | Hop | 79 | ≥15 | PASS |
| 2DH5 | Ant1 | Hop | 79 | ≥15 | PASS |
| 3DH5 | Ant1 | Hop | 79 | ≥15 | PASS |

**Test Graphs**

DH5_Ant1_Hop

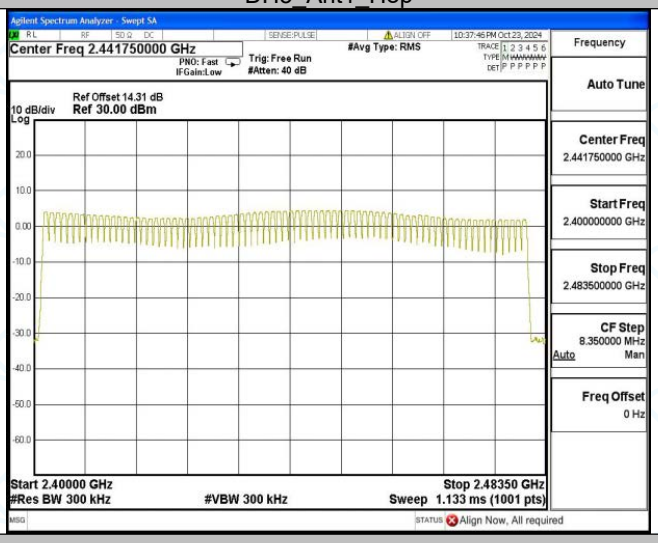


2DH5_Ant1_Hop

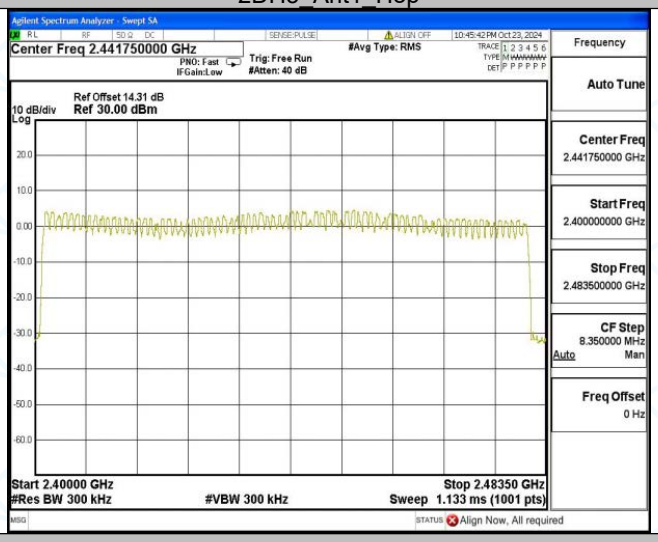


3DH5_Ant1_Hop

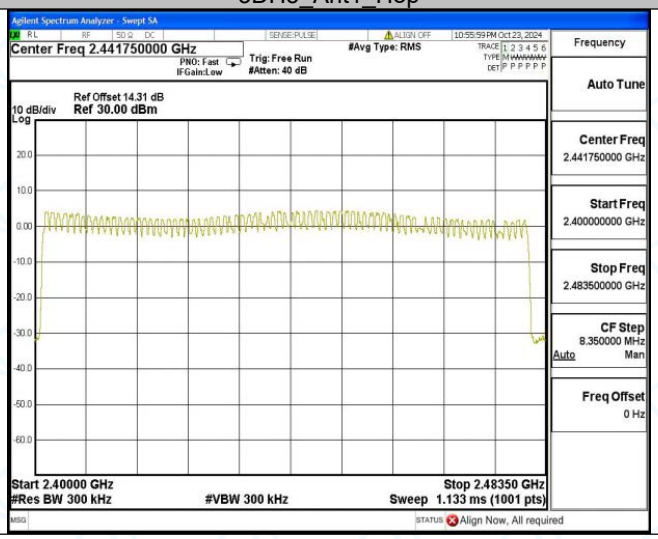

# Appendix F: Band edge measurements

**Test Result**

| Test Mode | Antenna | Ch Name | Freq(MHz) | Ref Level [dBm] | Result [dBm] | Limit [dBm] | Verdict |
|---|---|---|---|---|---|---|---|
| DH5 | Ant1 | Low | 2402 | 2.57 | -49.86 | ≤-17.43 | PASS |
| | | High | 2480 | -1.99 | -49.84 | ≤-21.99 | PASS |
| | | Low | Hop_2402 | 0.47 | -50.08 | ≤-19.53 | PASS |
| | | High | Hop_2480 | -1.21 | -49.78 | ≤-21.21 | PASS |
| 2DH5 | Ant1 | Low | 2402 | 1.13 | -49.72 | ≤-18.87 | PASS |
| | | High | 2480 | -3.44 | -49.02 | ≤-23.44 | PASS |
| | | Low | Hop_2402 | -5.16 | -50.51 | ≤-25.16 | PASS |
| | | High | Hop_2480 | -3.26 | -49.72 | ≤-23.26 | PASS |
| 3DH5 | Ant1 | Low | 2402 | 2.63 | -49.75 | ≤-17.37 | PASS |
| | | High | 2480 | 0.44 | -49.94 | ≤-19.56 | PASS |
| | | Low | Hop_2402 | 0.66 | -50.4 | ≤-19.34 | PASS |
| | | High | Hop_2480 | -3.13 | -49.96 | ≤-23.13 | PASS |

.

**Test Graphs**

DH5_Ant1_Low_2402

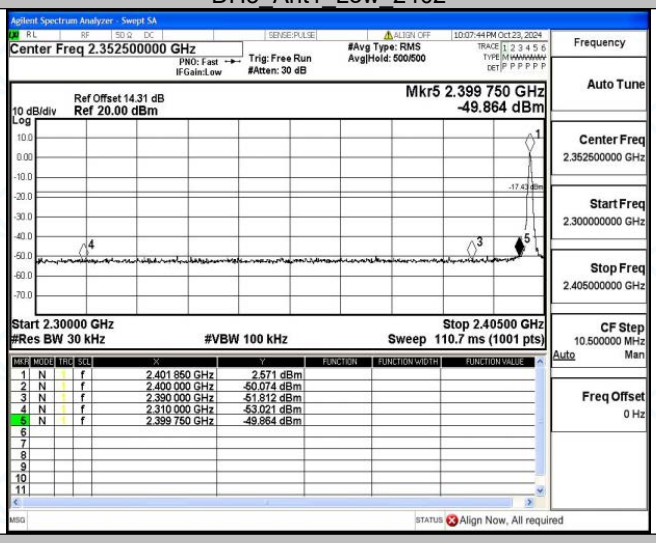


DH5_Ant1_High_2480

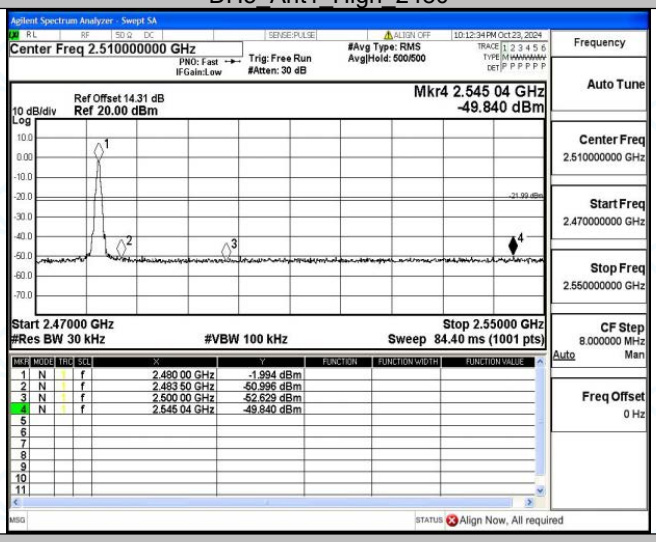


DH5_Ant1_Low_Hop_2402

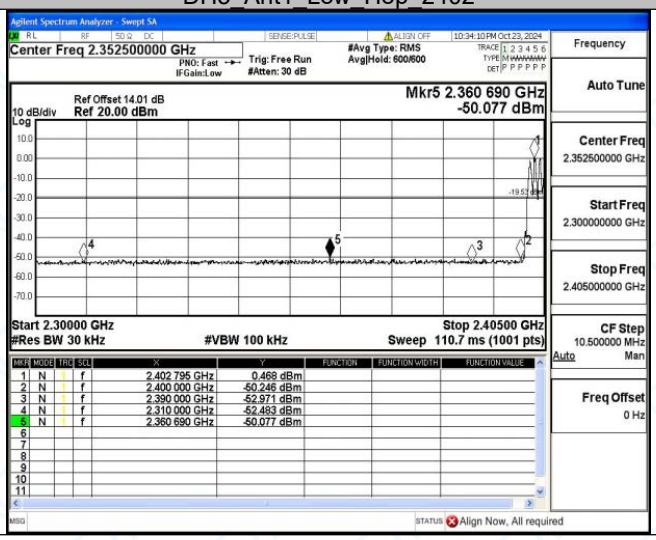

DH5_Ant1_High_Hop_2480

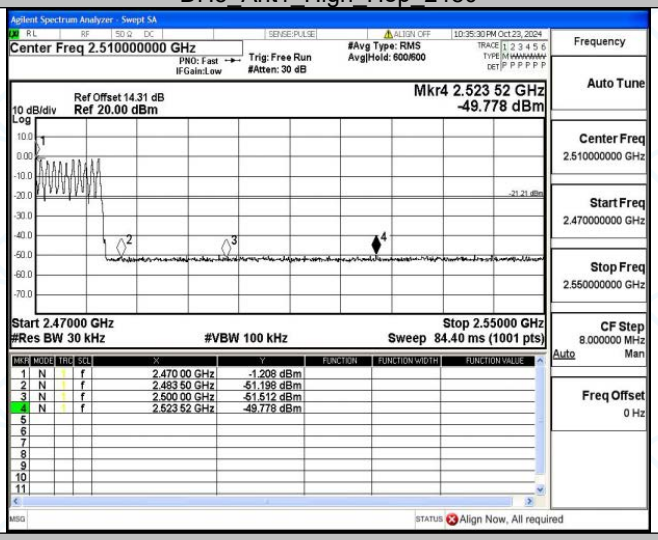


2DH5_Ant1_Low_2402

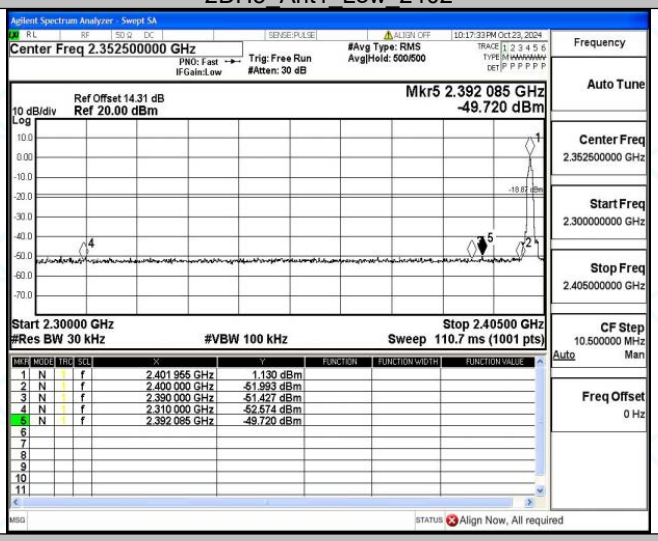


2DH5_Ant1_High_2480

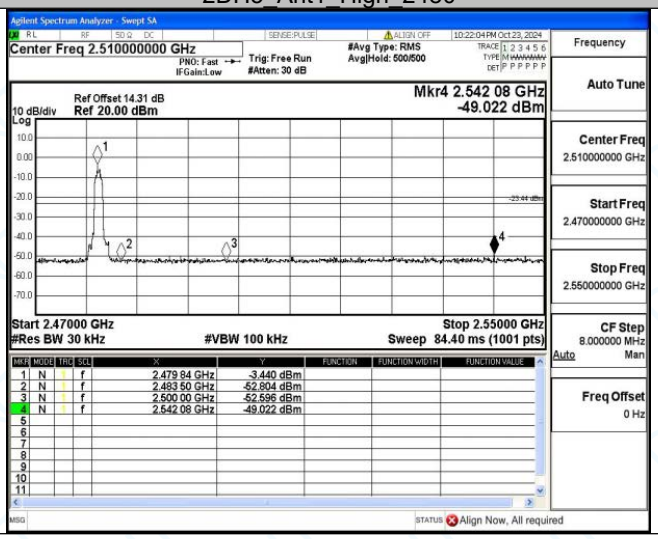

2DH5_Ant1_Low_Hop_2402

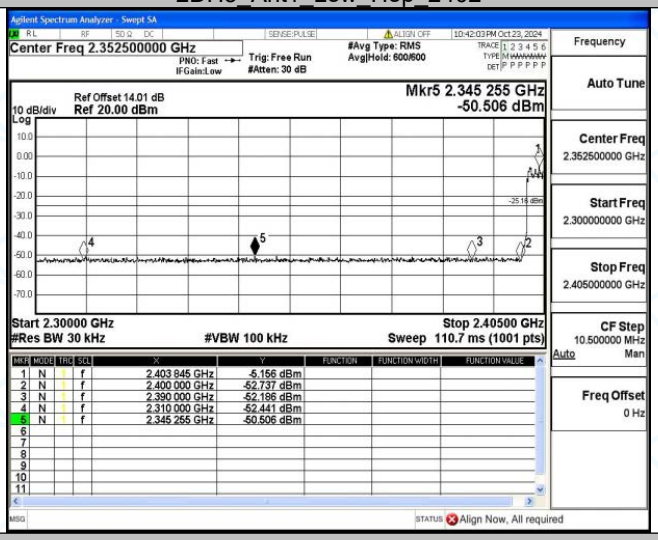


2DH5_Ant1_High_Hop_2480

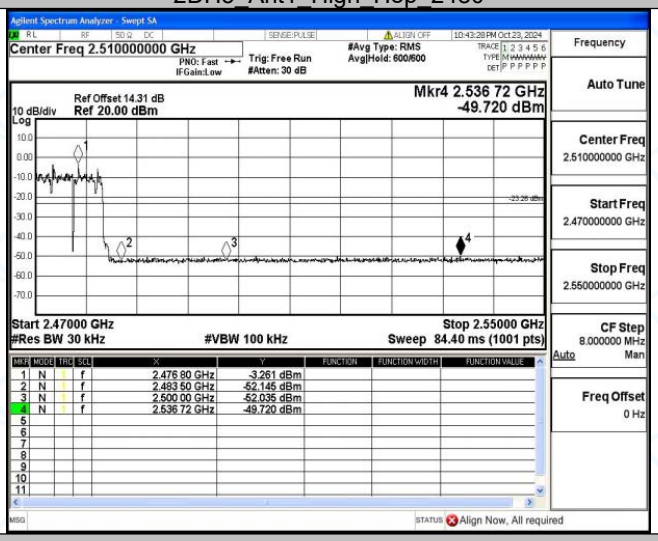


3DH5_Ant1_Low_2402

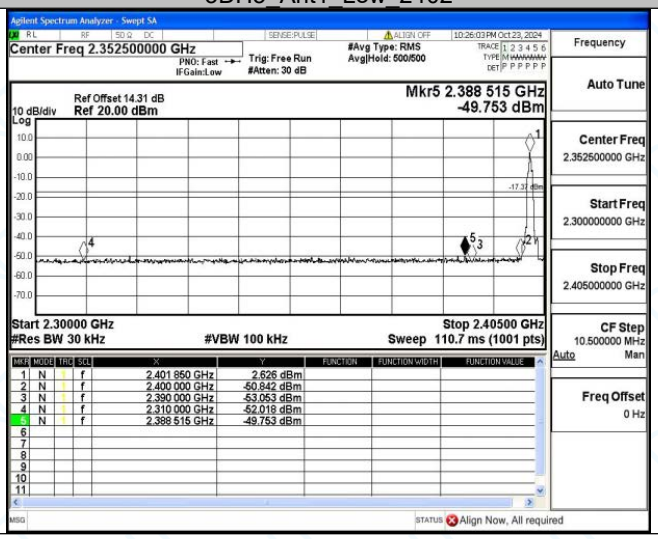

3DH5_Ant1_High_2480

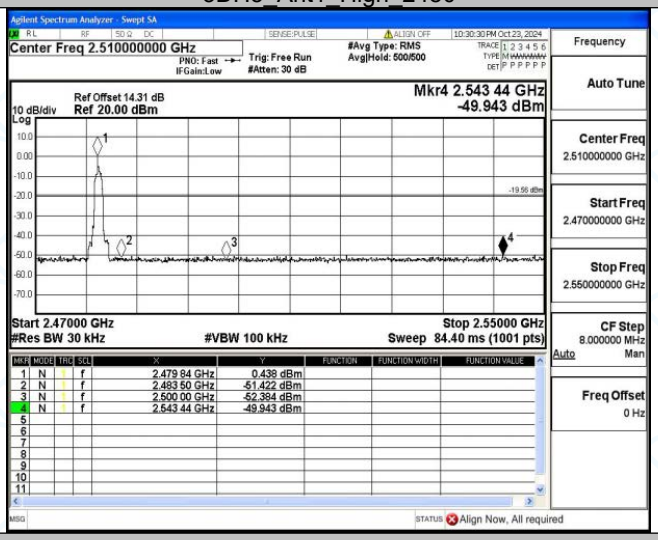


3DH5_Ant1_Low_Hop_2402

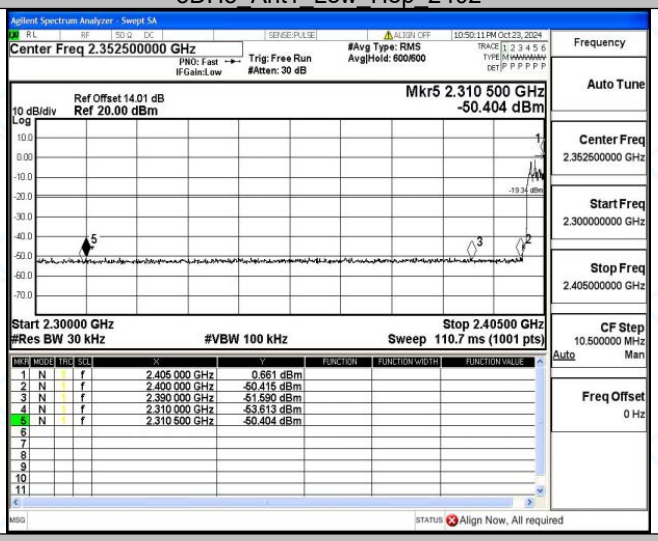


3DH5_Ant1_High_Hop_2480

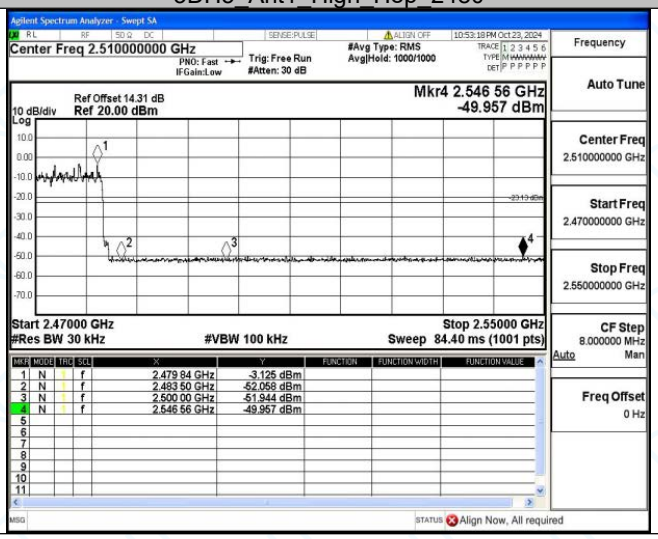

# Appendix F: Conducted Spurious Emission

**Test Result**

| Test Mode | Antenna | Freq(MHz) | Freq Range [MHz] | Ref Level [dBm] | Result [dBm] | Limit [dBm] | Verdict |
|---|---|---|---|---|---|---|---|
| DH5 | Ant1 | 2402 | Reference | 3.28 | 3.28 | --- | PASS |
| | | | 30~1000 | 3.28 | -57.43 | ≤-16.72 | PASS |
| | | | 1000~26500 | 3.28 | -36.15 | ≤-16.72 | PASS |
| | | 2441 | Reference | 3.20 | 3.20 | --- | PASS |
| | | | 30~1000 | 3.20 | -57.95 | ≤-16.8 | PASS |
| | | | 1000~26500 | 3.20 | -36.73 | ≤-16.8 | PASS |
| | | 2480 | Reference | 0.15 | 0.15 | --- | PASS |
| | | | 30~1000 | 0.15 | -56.84 | ≤-19.85 | PASS |
| | | | 1000~26500 | 0.15 | -38.18 | ≤-19.85 | PASS |
| 2DH5 | Ant1 | 2402 | Reference | 3.01 | 3.01 | --- | PASS |
| | | | 30~1000 | 3.01 | -57.83 | ≤-16.99 | PASS |
| | | | 1000~26500 | 3.01 | -40.48 | ≤-16.99 | PASS |
| | | 2441 | Reference | 3.26 | 3.26 | --- | PASS |
| | | | 30~1000 | 3.26 | -57.36 | ≤-16.74 | PASS |
| | | | 1000~26500 | 3.26 | -37.47 | ≤-16.74 | PASS |
| | | 2480 | Reference | 0.23 | 0.23 | --- | PASS |
| | | | 30~1000 | 0.23 | -57.34 | ≤-19.77 | PASS |
| | | | 1000~26500 | 0.23 | -42.02 | ≤-19.77 | PASS |
| 3DH5 | Ant1 | 2402 | Reference | 3.29 | 3.29 | --- | PASS |
| | | | 30~1000 | 3.29 | -58.08 | ≤-16.71 | PASS |
| | | | 1000~26500 | 3.29 | -38.11 | ≤-16.71 | PASS |
| | | 2441 | Reference | 3.63 | 3.63 | --- | PASS |
| | | | 30~1000 | 3.63 | -57.71 | ≤-16.37 | PASS |
| | | | 1000~26500 | 3.63 | -41.32 | ≤-16.37 | PASS |
| | | 2480 | Reference | 1.23 | 1.23 | --- | PASS |
| | | | 30~1000 | 1.23 | -56.99 | ≤-18.77 | PASS |
| | | | 1000~26500 | 1.23 | -44.17 | ≤-18.77 | PASS |

**Test Graphs**

DH5_Ant1_2402_0~Reference

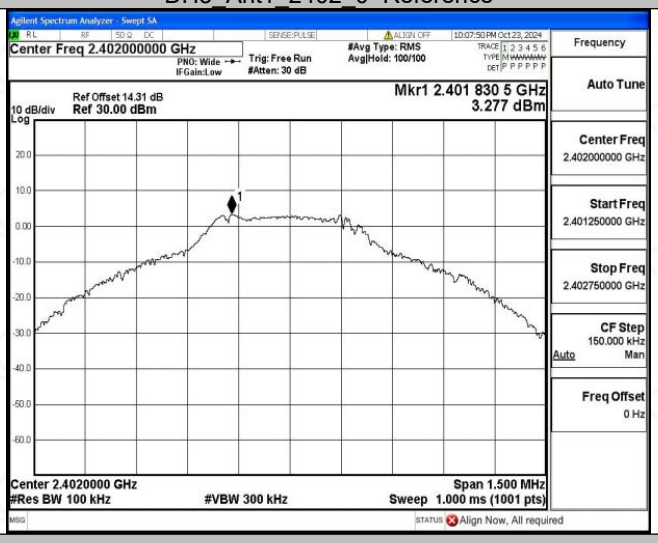


DH5_Ant1_2402_30~1000

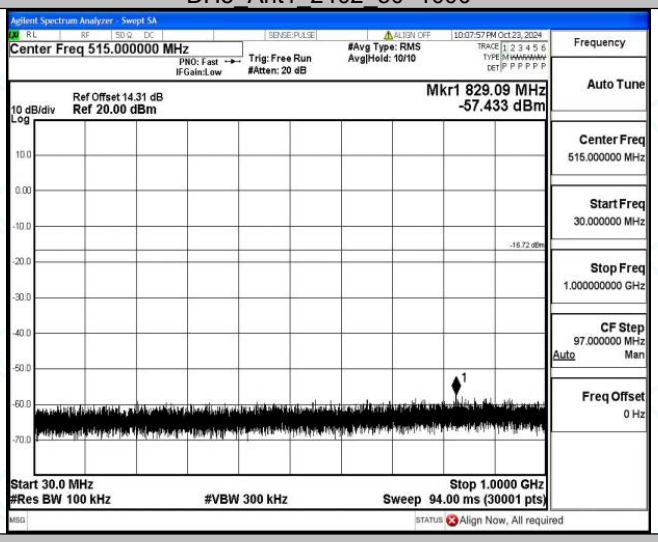


DH5_Ant1_2402_1000~26500

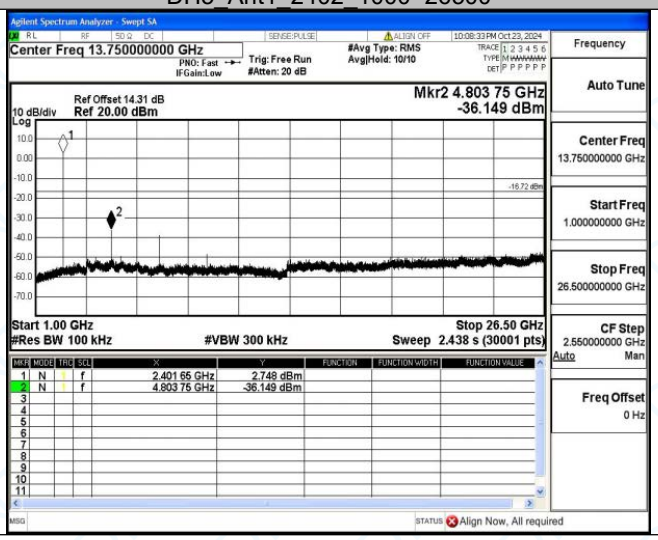

DH5_Ant1_2441_0~Reference

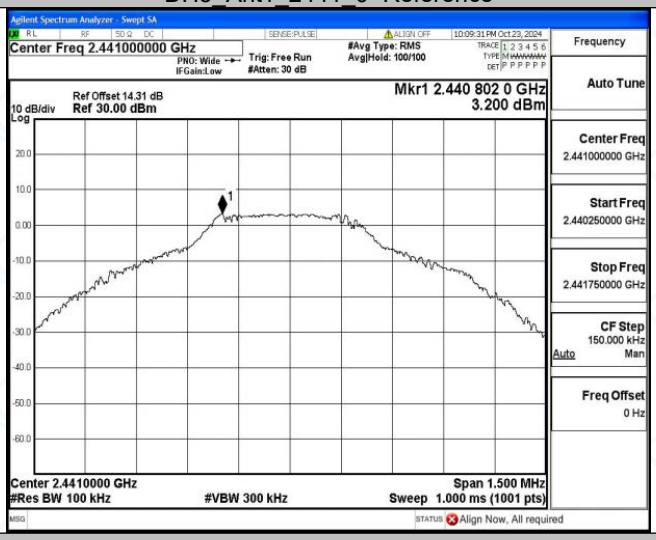


DH5_Ant1_2441_30~1000

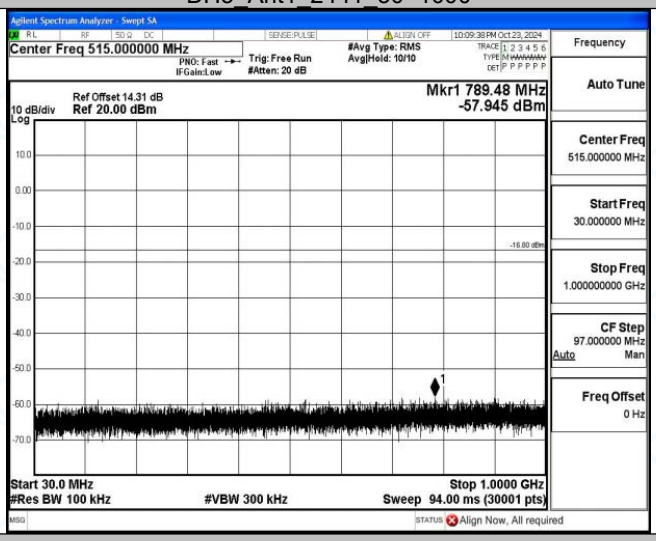


DH5_Ant1_2441_1000~26500

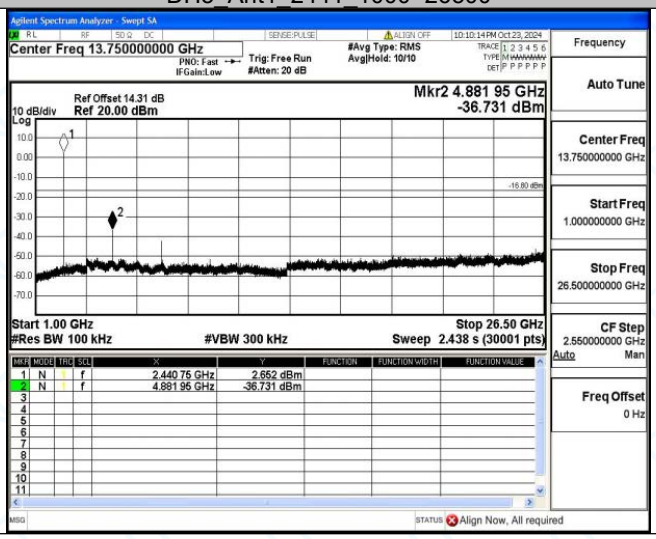

DH5_Ant1_2480_0~Reference

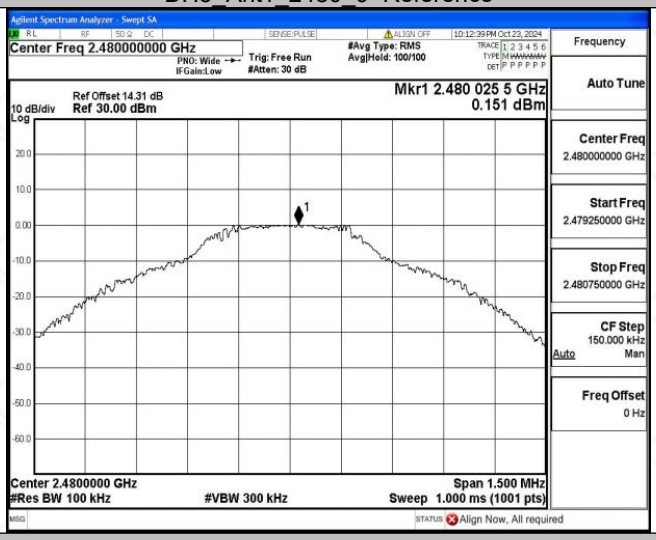


DH5_Ant1_2480_30~1000

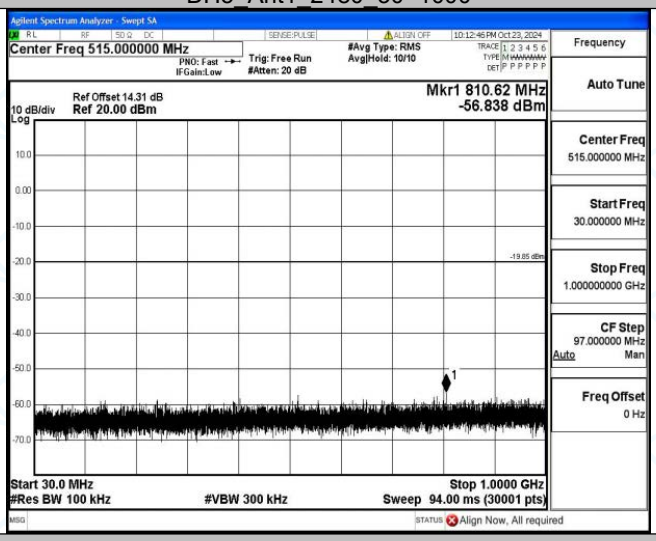


DH5_Ant1_2480_1000~26500

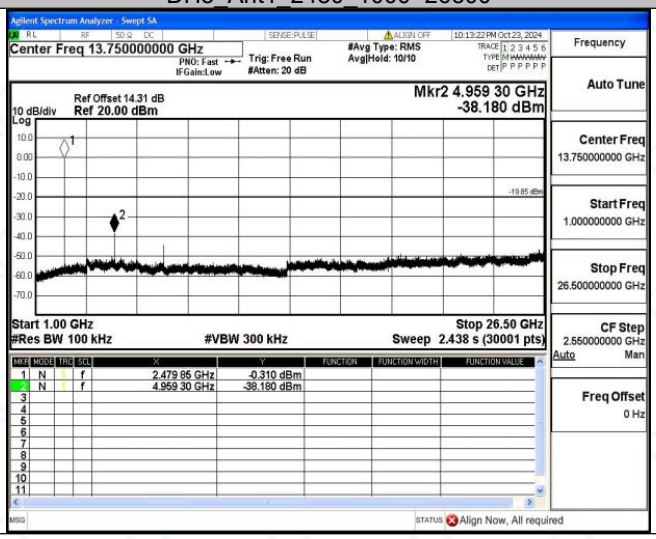

2DH5_Ant1_2402_0~Reference

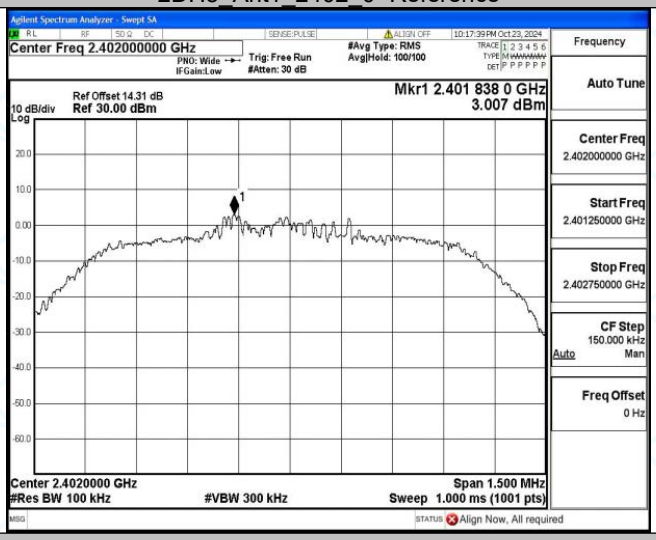


2DH5_Ant1_2402_30~1000

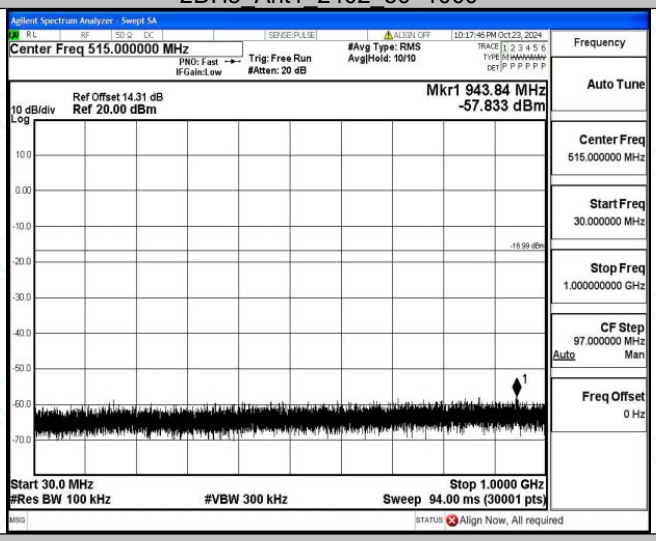


2DH5_Ant1_2402_1000~26500

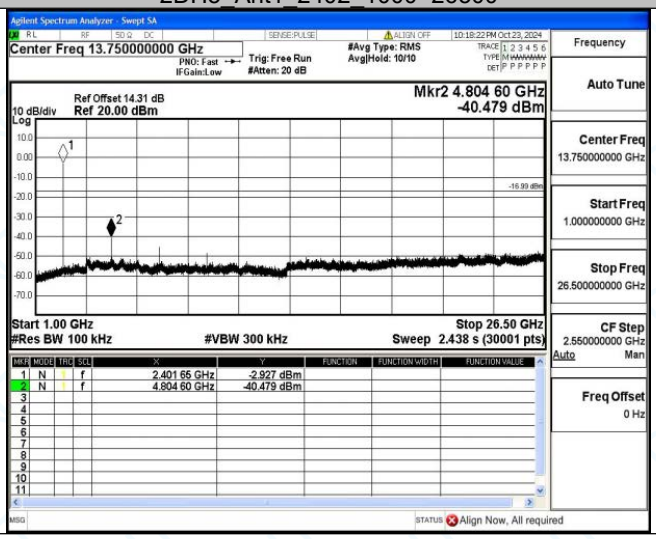

2DH5_Ant1_2441_0~Reference

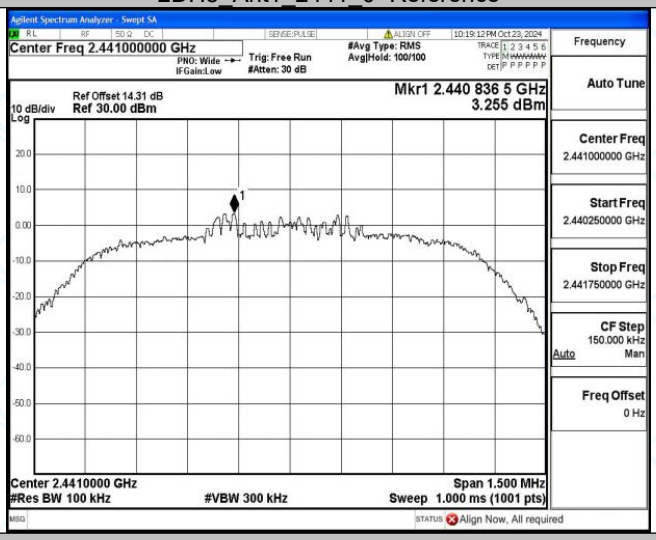


2DH5_Ant1_2441_30~1000

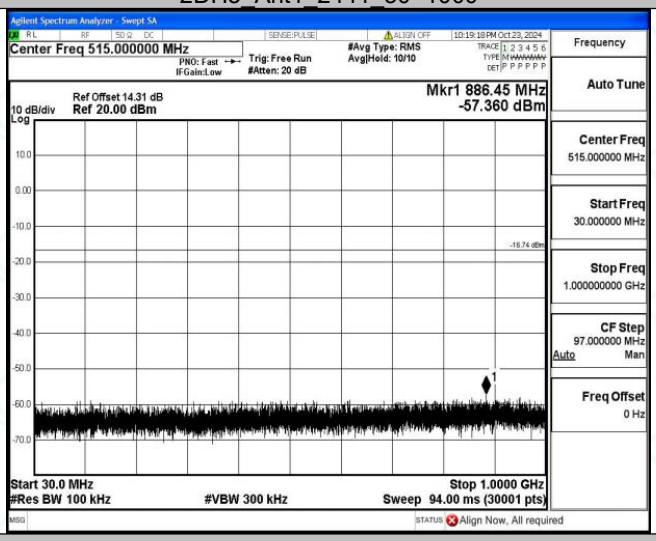


2DH5_Ant1_2441_1000~26500

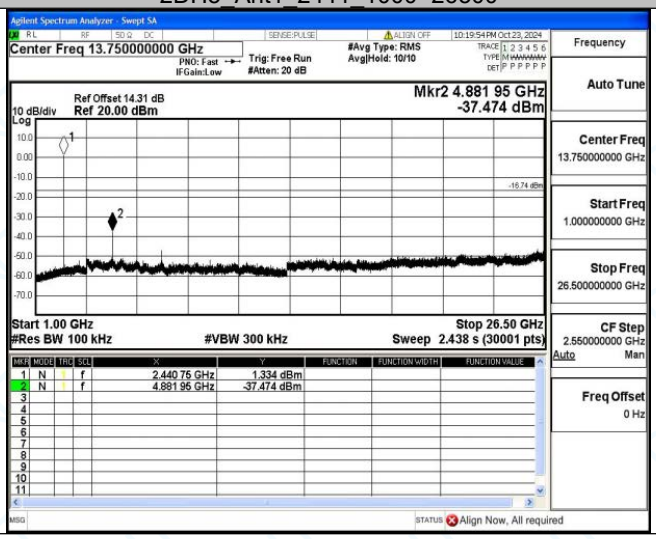

2DH5_Ant1_2480_0~Reference

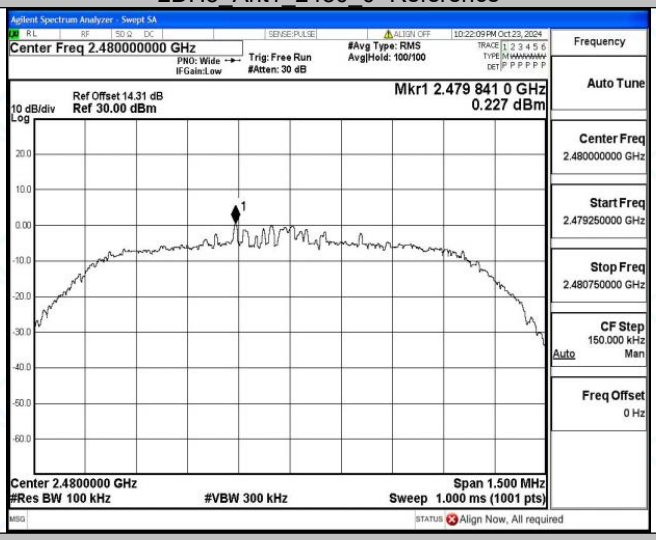


2DH5_Ant1_2480_30~1000

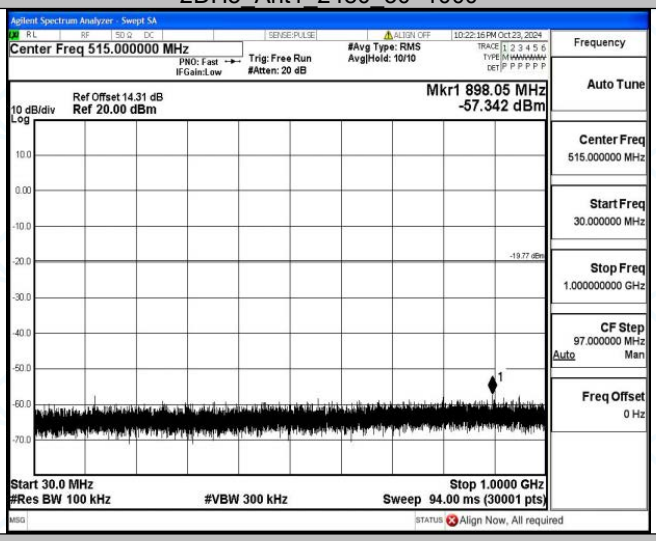


2DH5_Ant1_2480_1000~26500

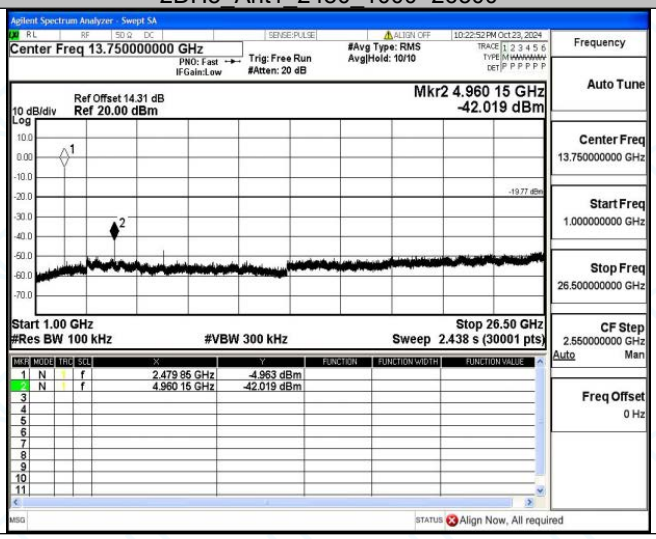

3DH5_Ant1_2402_0~Reference

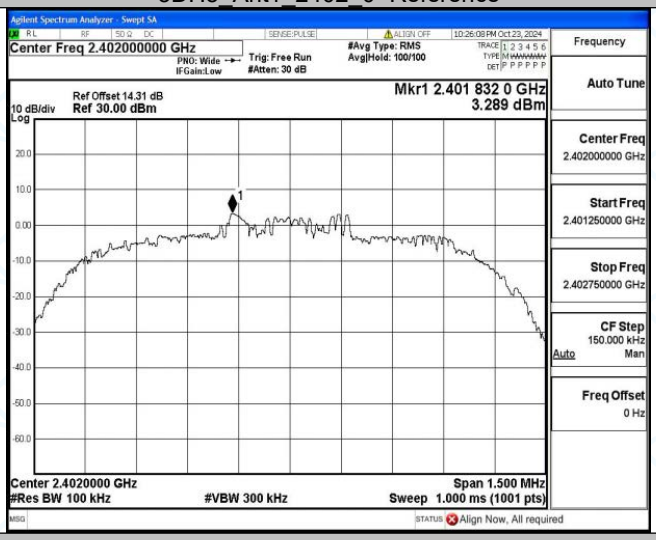


3DH5_Ant1_2402_30~1000

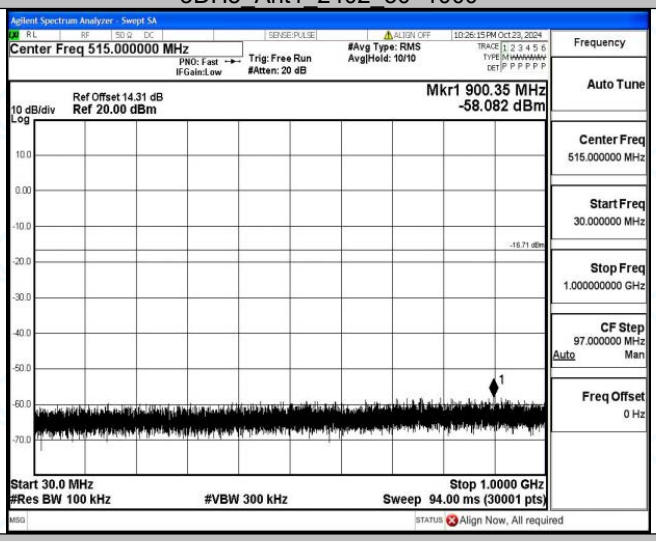


3DH5_Ant1_2402_1000~26500

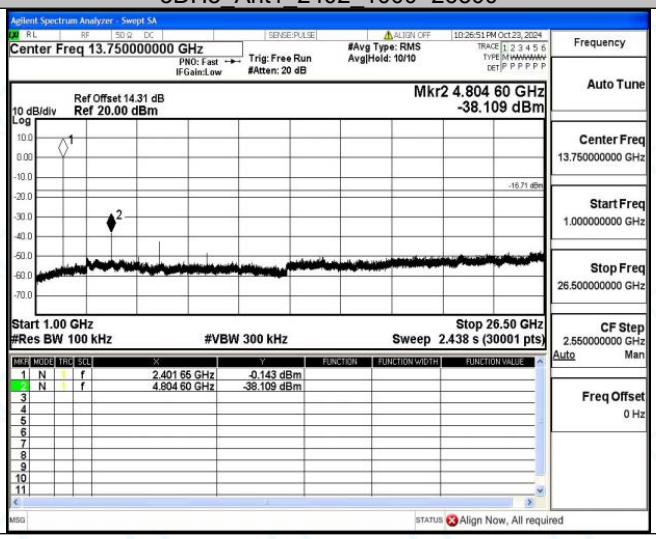

3DH5_Ant1_2441_0~Reference

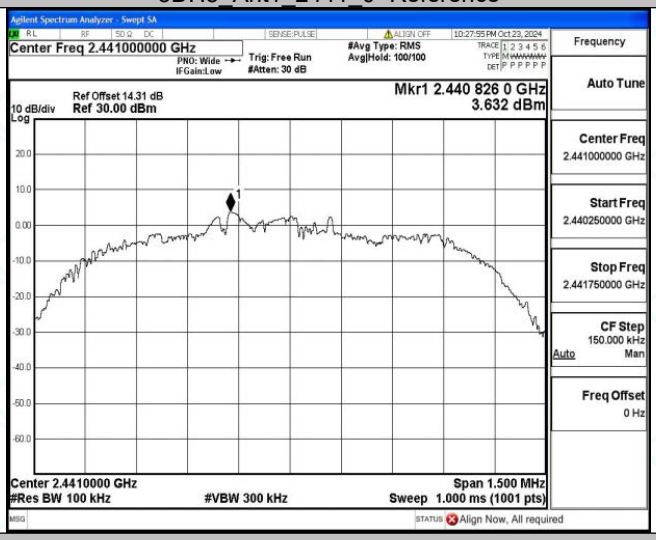


3DH5_Ant1_2441_30~1000

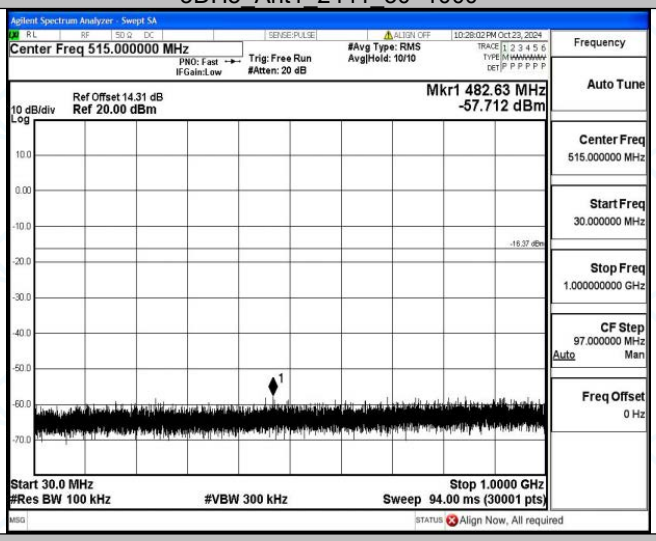


3DH5_Ant1_2441_1000~26500

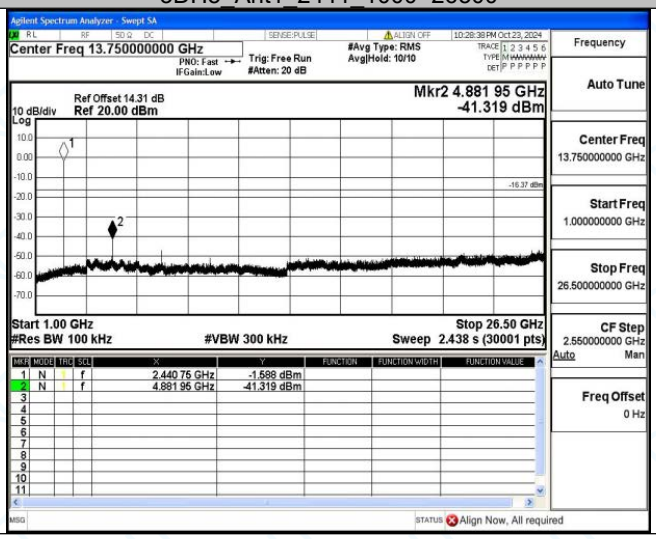

3DH5_Ant1_2480_0~Reference

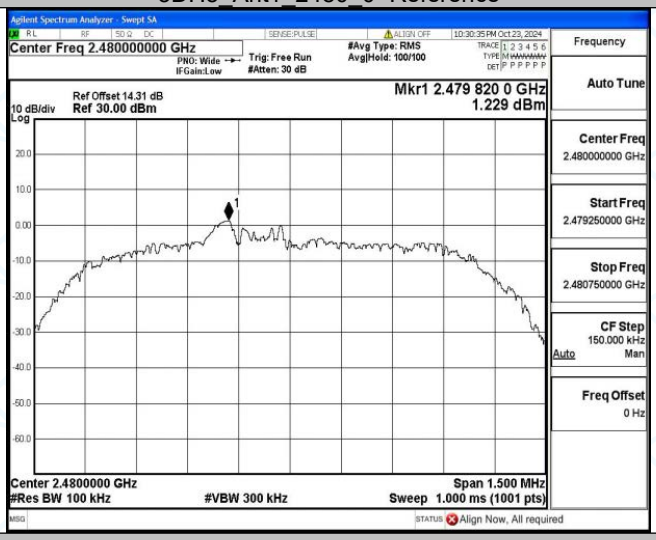


3DH5_Ant1_2480_30~1000

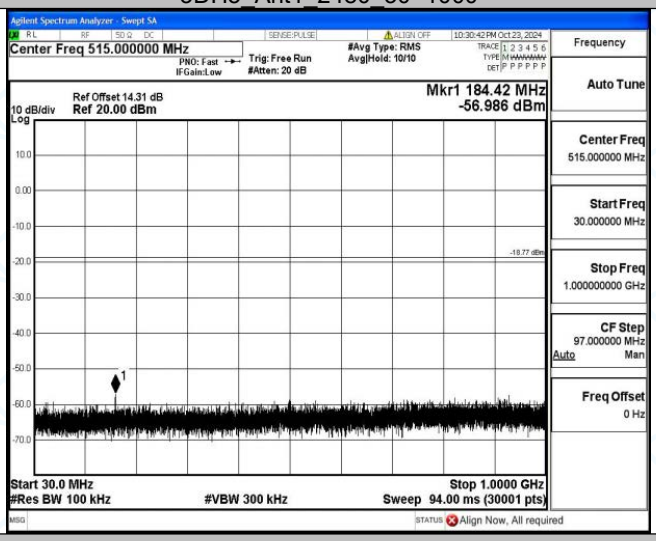


3DH5_Ant1_2480_1000~26500

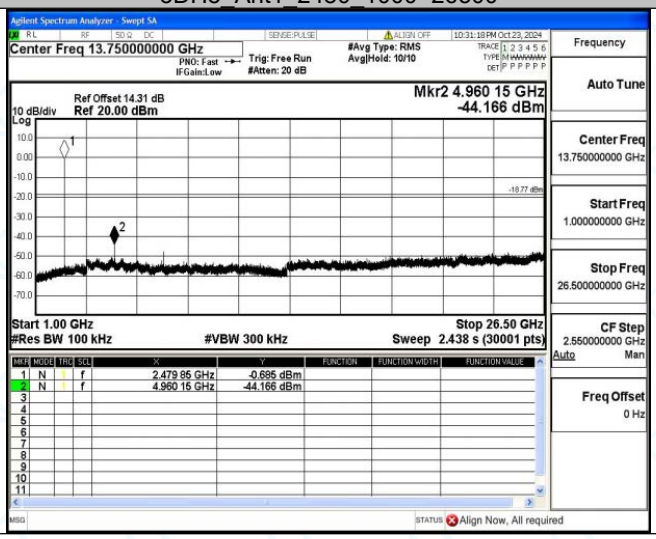


The End Report