Appendix Test Data

Report No:	1813C40065012502	Test Sample NO:	1-2-2
Start Test Date:	2024.10.12	Finish Test Date:	2024.10.12
Test Engineer:	Joker Huang	Auditor:	Justin Feng
Temperature:	22.4℃	Relative Humidity:	49%
Pressure:	101 kPa		

Appendix A: DTS Bandwidth

Test Result

TestMode	Antenna	Frequency[MHz]	DTS BW [MHz]	FL[MHz]	FH[MHz]	Limit[MHz]	Verdict
BLE_1M	Ant1	2402	0.64	2401.72	2402.36	0.5	PASS
BLE_1M	Ant1	2440	0.68	2439.71	2440.39	0.5	PASS
BLE_1M	Ant1	2480	0.66	2479.70	2480.36	0.5	PASS
BLE_2M	Ant1	2402	1.12	2401.49	2402.60	0.5	PASS
BLE_2M	Ant1	2440	1.10	2439.46	2440.56	0.5	PASS
BLE_2M	Ant1	2480	1.34	2479.36	2480.70	0.5	PASS

Test Graphs

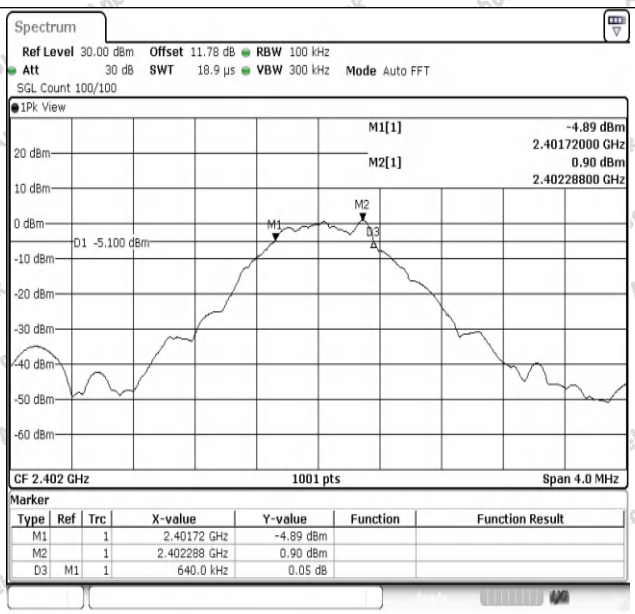

BLE_1M-Ant1-2402-PASS

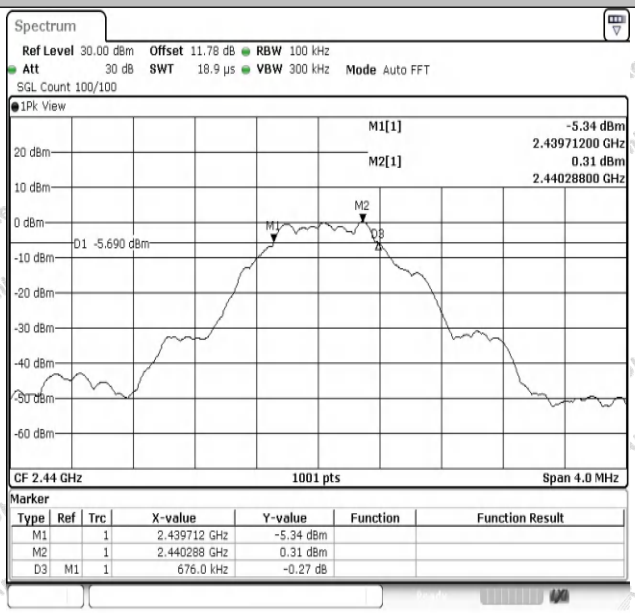

BLE_1M-Ant1-2440-PASS

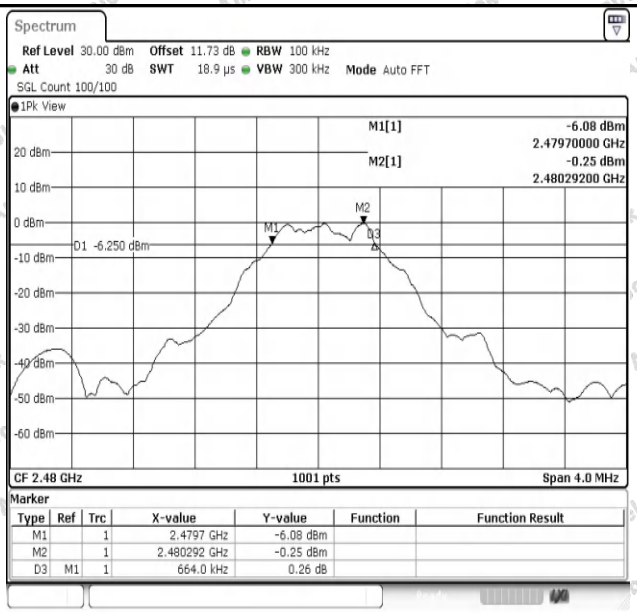

BLE_1M-Ant1-2480-PASS

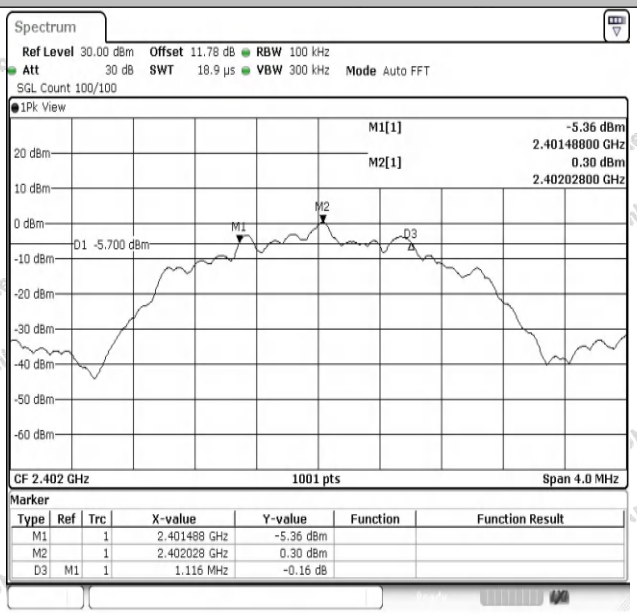

BLE_2M-Ant1-2402-PASS

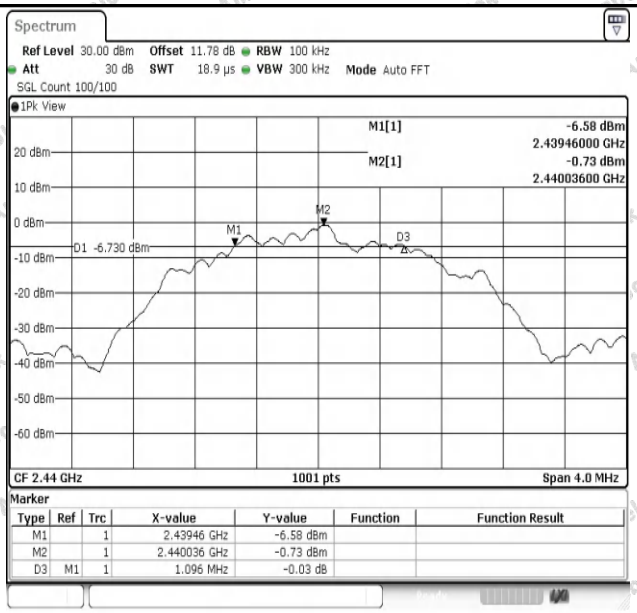

BLE_2M-Ant1-2440-PASS

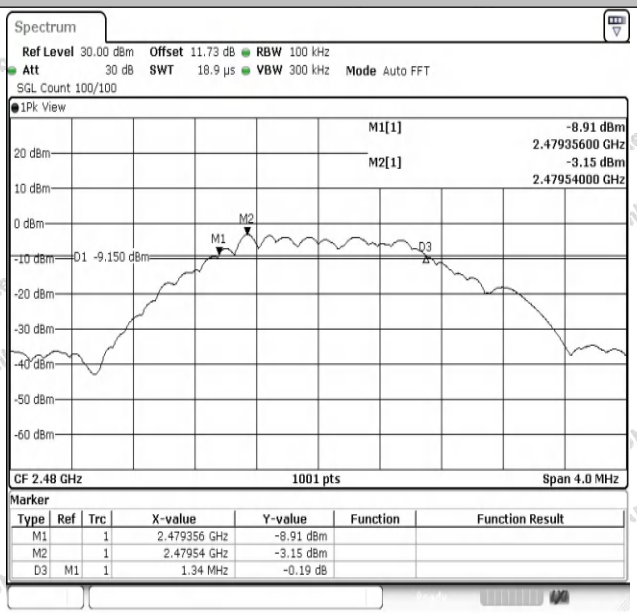

BLE_2M-Ant1-2480-PASS

Appendix B: Occupied Channel Bandwidth

Test Result

TestMode	Antenna	Frequency[MHz]	OCB [MHz]	FL[MHz]	FH[MHz]	Limit[MHz]	Verdict
BLE_1M	Ant1	2402	1.059	2401.5205	2402.5794	---	---
BLE_1M	Ant1	2440	1.079	2439.5325	2440.6114	---	---
BLE_1M	Ant1	2480	1.115	2479.4805	2480.5954	---	---
BLE_2M	Ant1	2402	2.054	2401.0250	2403.0789	---	---
BLE_2M	Ant1	2440	2.086	2439.0370	2441.1229	---	---
BLE_2M	Ant1	2480	2.054	2479.0370	2481.0909	---	---

Test Graphs

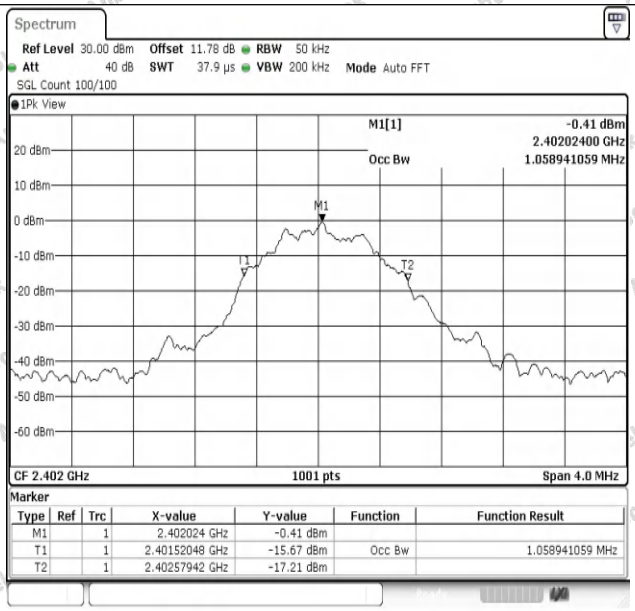

BLE_1M-Ant1-2402

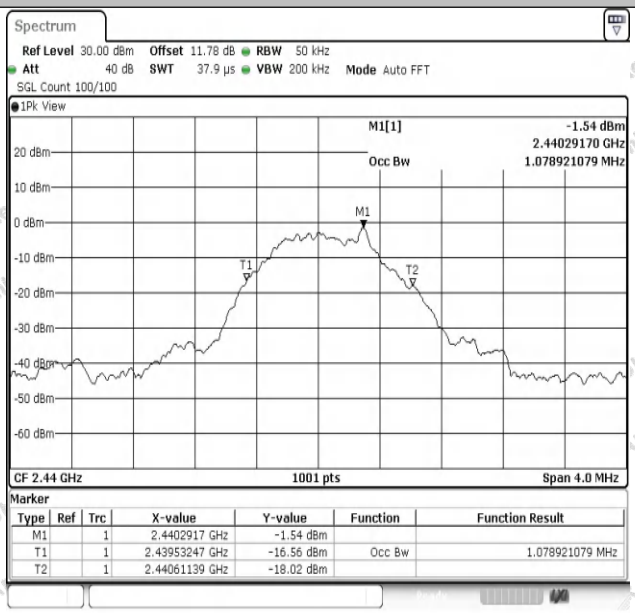

BLE_1M-Ant1-2440

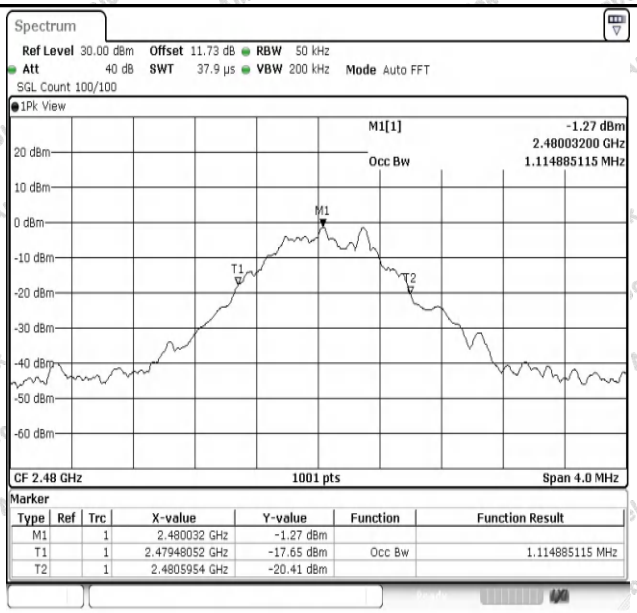

BLE_1M-Ant1-2480

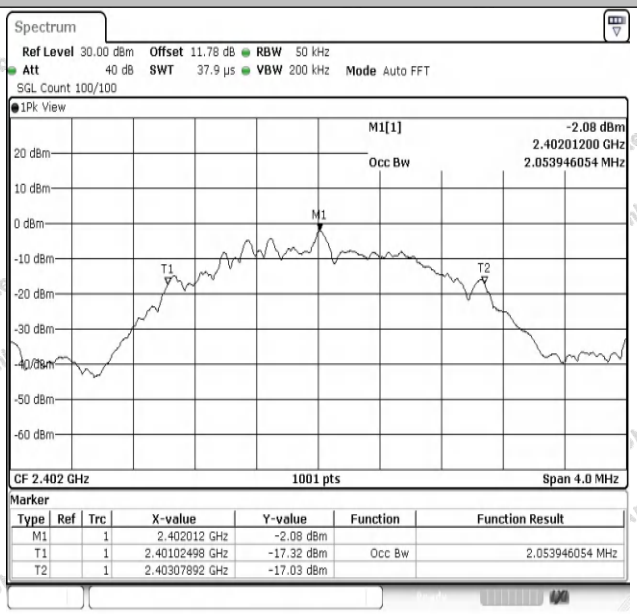

BLE_2M-Ant1-2402

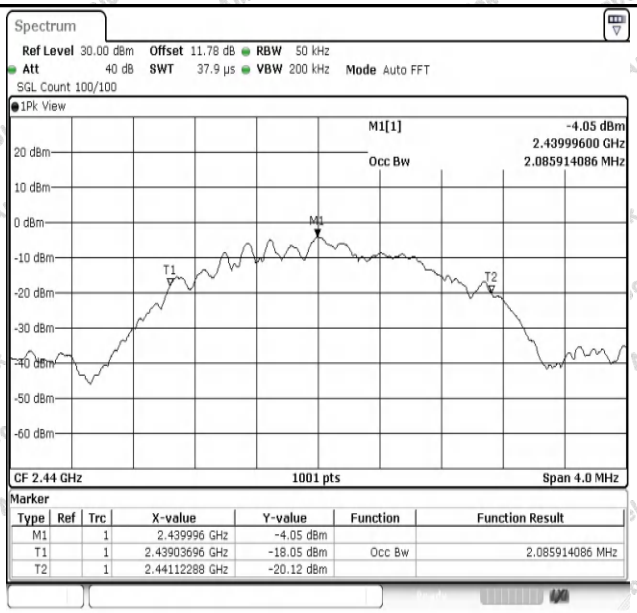

BLE_2M-Ant1-2440

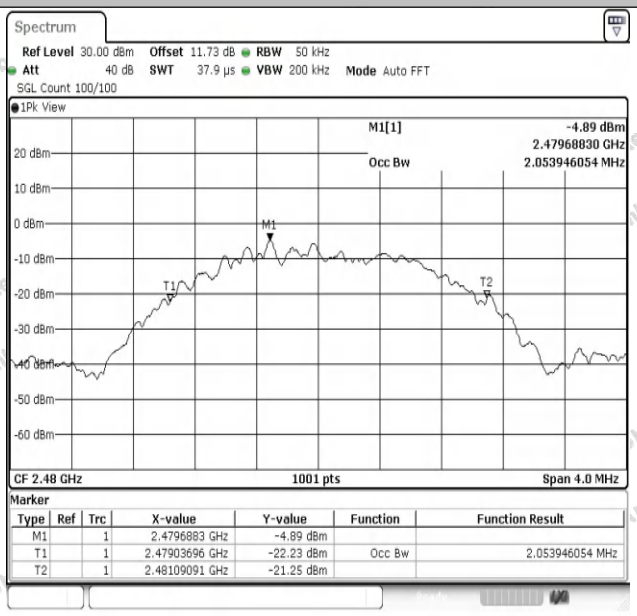

BLE_2M-Ant1-2480

Appendix C: Maximum conducted output power

Test Result Peak

TestMode	Antenna	Frequency[MHz]	Conducted Peak Power[dBm]	Conducted Limit[dBm]	Verdict
BLE_1M	Ant1	2402	1.13	≤30	PASS
BLE_1M	Ant1	2440	0.63	≤30	PASS
BLE_1M	Ant1	2480	0.44	≤30	PASS
BLE_2M	Ant1	2402	1.20	≤30	PASS
BLE_2M	Ant1	2440	0.61	≤30	PASS
BLE_2M	Ant1	2480	0.31	≤30	PASS

Test Graphs Peak

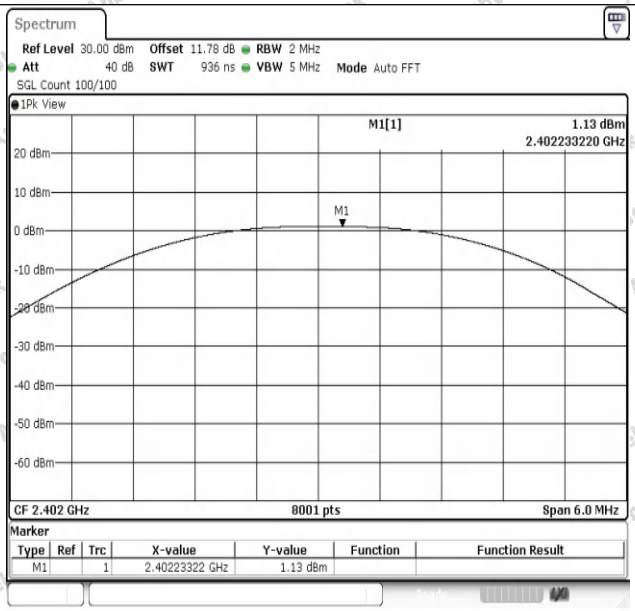

BLE_1M-Ant1-2402-PASS

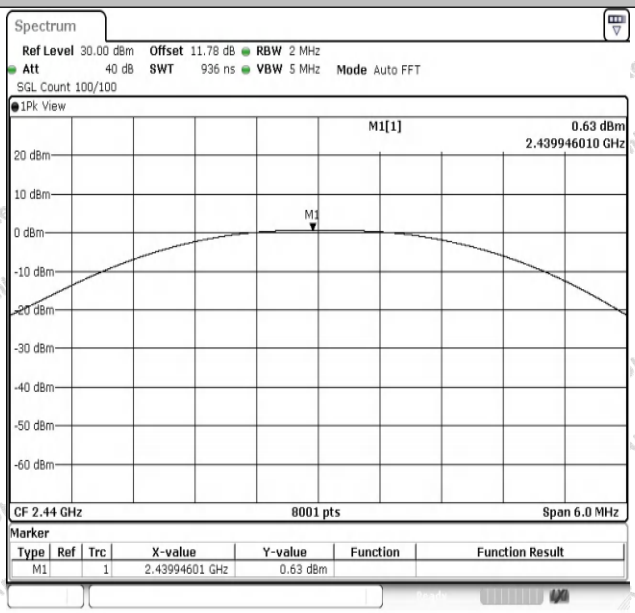

BLE_1M-Ant1-2440-PASS

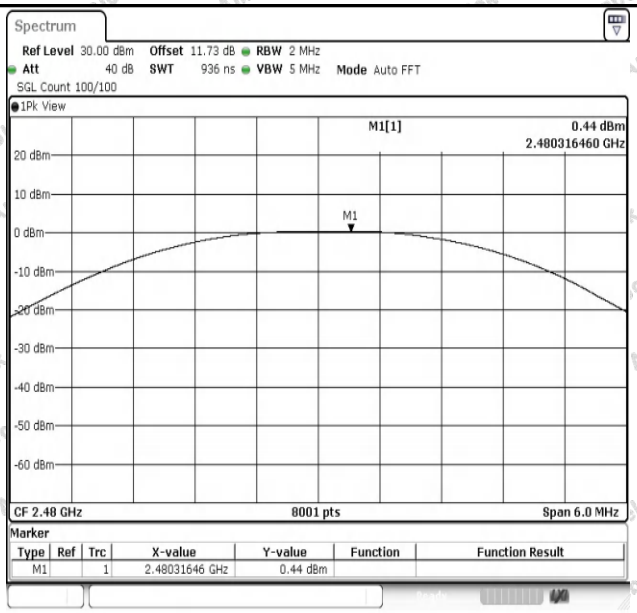

BLE_1M-Ant1-2480-PASS

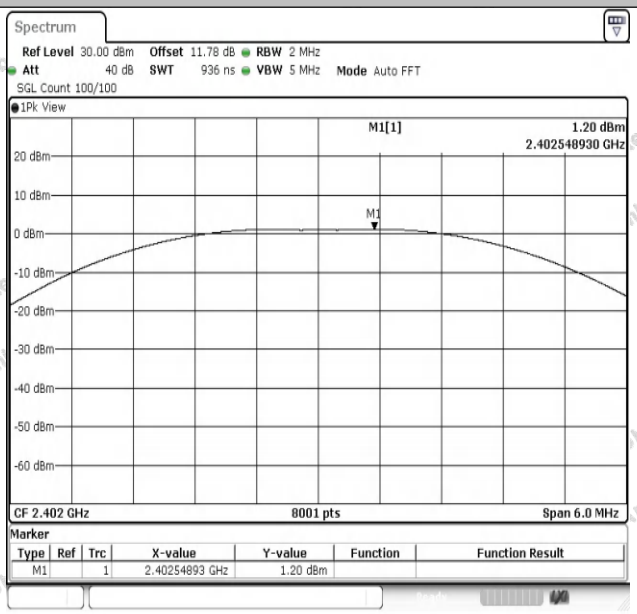

BLE_2M-Ant1-2402-PASS

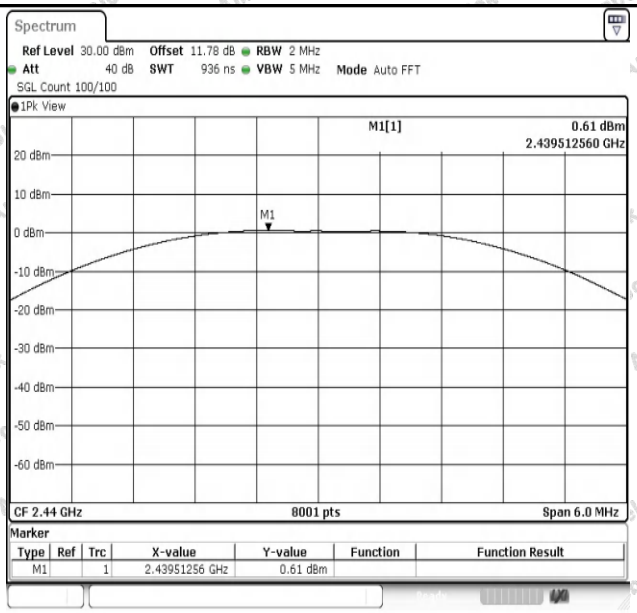

BLE_2M-Ant1-2440-PASS

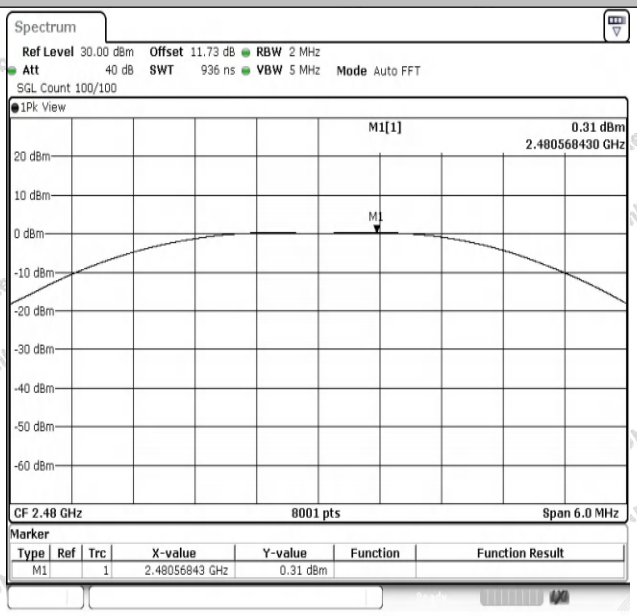

BLE_2M-Ant1-2480-PASS

Appendix D: Maximum power spectral density

Test Result

TestMode	Antenna	Frequency[MHz]	Result[dBm/3kHz]	Limit[dBm/3kHz]	Verdict
BLE_1M	Ant1	2402	-13.67	≤8.00	PASS
BLE_1M	Ant1	2440	-14.36	≤8.00	PASS
BLE_1M	Ant1	2480	-14.47	≤8.00	PASS
BLE_2M	Ant1	2402	-16.09	≤8.00	PASS
BLE_2M	Ant1	2440	-16.96	≤8.00	PASS
BLE_2M	Ant1	2480	-16.92	≤8.00	PASS

Test Graphs

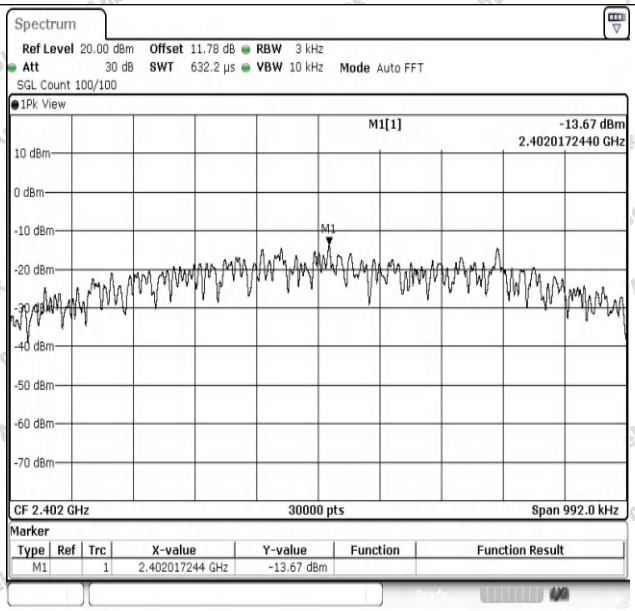

BLE_1M-Ant1-2402-PASS

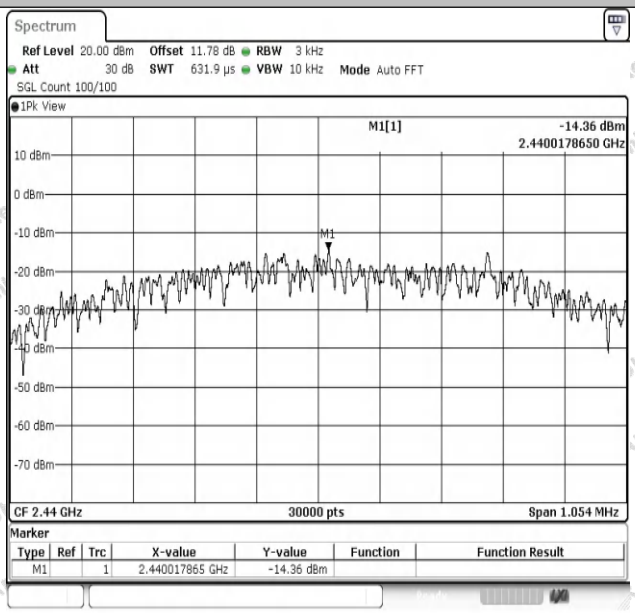

BLE_1M-Ant1-2440-PASS

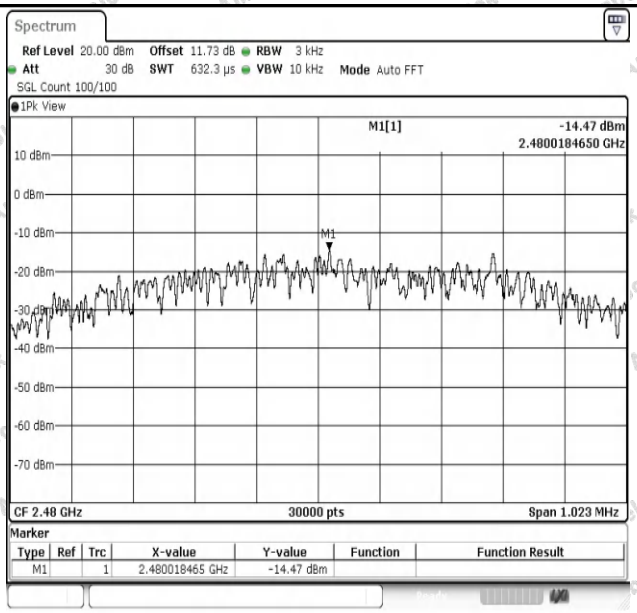

BLE_1M-Ant1-2480-PASS

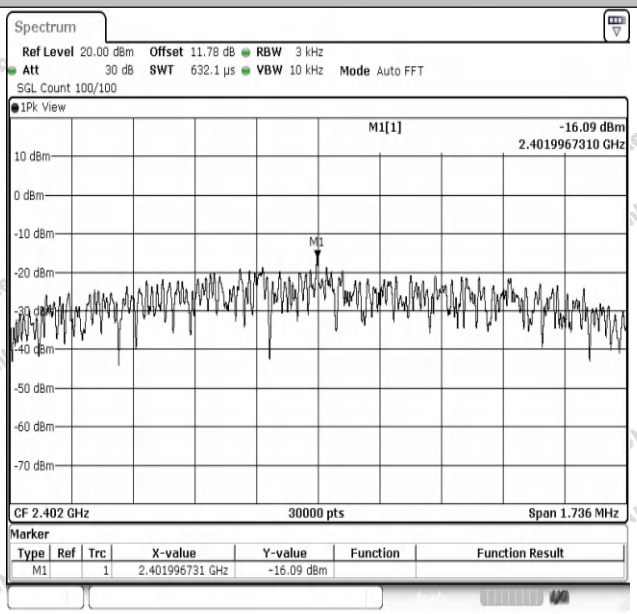

BLE_2M-Ant1-2402-PASS

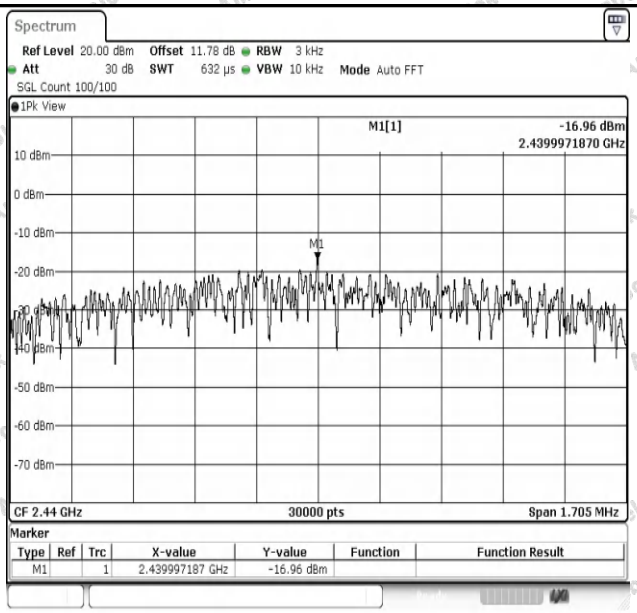

BLE_2M-Ant1-2440-PASS

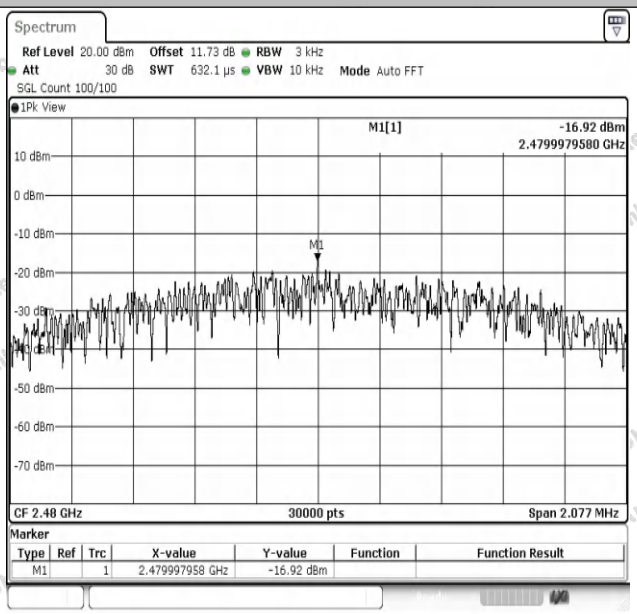

BLE_2M-Ant1-2480-PASS

Appendix F: Band edge measurements

Test Result

TestMode	Antenna	ChName	Frequency[MHz]	RefLevel[dBm]	Result[dBm]	Limit[dBm]	Verdict
BLE_1M	Ant1	Low	2402	0.56	-43.2	≤-19.44	PASS
BLE_1M	Ant1	High	2480	-0.71	-45.89	≤-20.71	PASS
BLE_2M	Ant1	Low	2402	0.35	-33.49	≤-19.65	PASS
BLE_2M	Ant1	High	2480	-0.65	-46.64	≤-20.65	PASS

Test Graphs

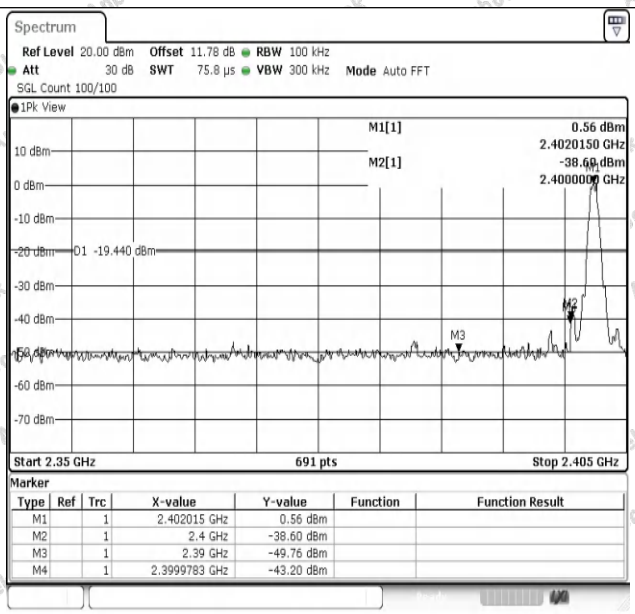

BLE_1M-Ant1-2402-PASS

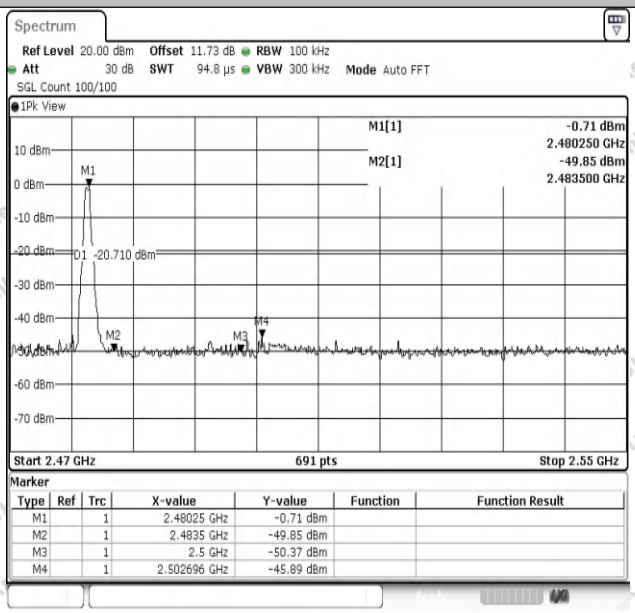

BLE_1M-Ant1-2480-PASS

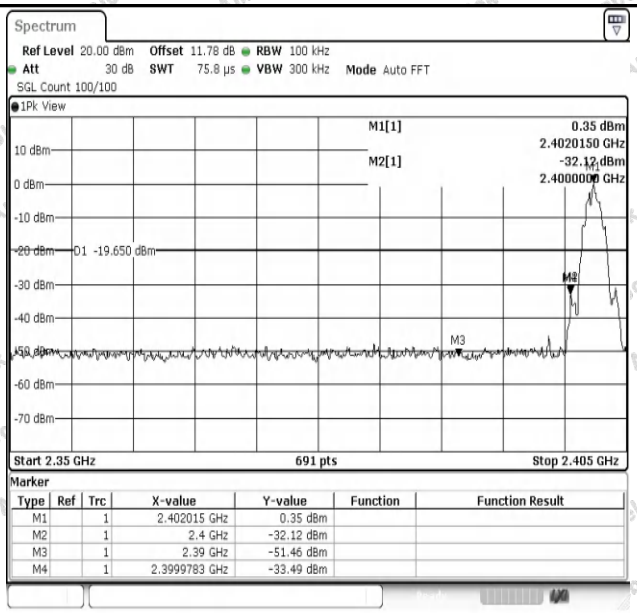

BLE_2M-Ant1-2402-PASS

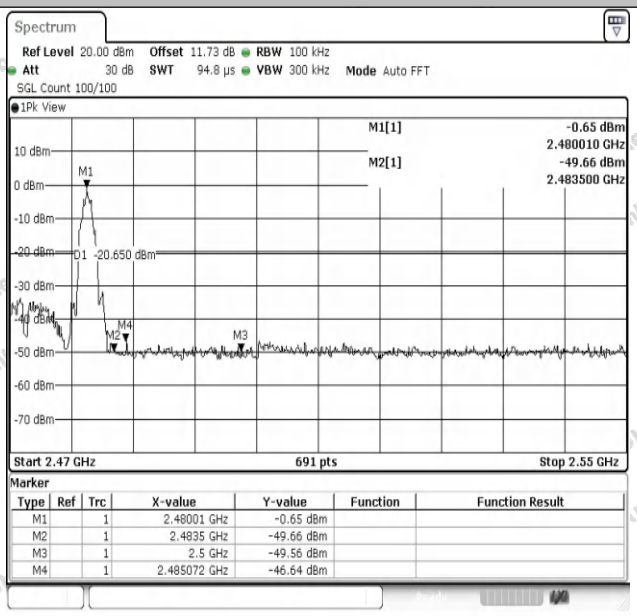

BLE_2M-Ant1-2480-PASS

Appendix G: Conducted Spurious Emission

Test Result

TestMode	Antenna	Frequency[MHz]	FreqRange [MHz]	RefLevel [dBm]	Result[dBm]	Limit[dBm]	Verdict
BLE_1M	Ant1	2402	0~Reference	-1.41	-1.41	---	PASS
BLE_1M	Ant1	2402	30~1000	-1.41	-52.02	≤-21.41	PASS
BLE_1M	Ant1	2402	1000~26500	-1.41	-37.16	≤-21.41	PASS
BLE_1M	Ant1	2440	0~Reference	-0.48	-0.48	---	PASS
BLE_1M	Ant1	2440	30~1000	-0.48	-51.81	≤-20.48	PASS
BLE_1M	Ant1	2440	1000~26500	-0.48	-38.83	≤-20.48	PASS
BLE_1M	Ant1	2480	0~Reference	-1.50	-1.50	---	PASS
BLE_1M	Ant1	2480	30~1000	-1.50	-51.54	≤-21.5	PASS
BLE_1M	Ant1	2480	1000~26500	-1.50	-41.01	≤-21.5	PASS
BLE_2M	Ant1	2402	0~Reference	-4.70	-4.70	---	PASS
BLE_2M	Ant1	2402	30~1000	-4.70	-51.36	≤-24.7	PASS
BLE_2M	Ant1	2402	1000~26500	-4.70	-40.75	≤-24.7	PASS
BLE_2M	Ant1	2440	0~Reference	-5.63	-5.63	---	PASS
BLE_2M	Ant1	2440	30~1000	-5.63	-51.57	≤-25.63	PASS
BLE_2M	Ant1	2440	1000~26500	-5.63	-41.12	≤-25.63	PASS
BLE_2M	Ant1	2480	0~Reference	-4.14	-4.14	---	PASS
BLE_2M	Ant1	2480	30~1000	-4.14	-52.39	≤-24.14	PASS
BLE_2M	Ant1	2480	1000~26500	-4.14	-40.32	≤-24.14	PASS

Test Graphs

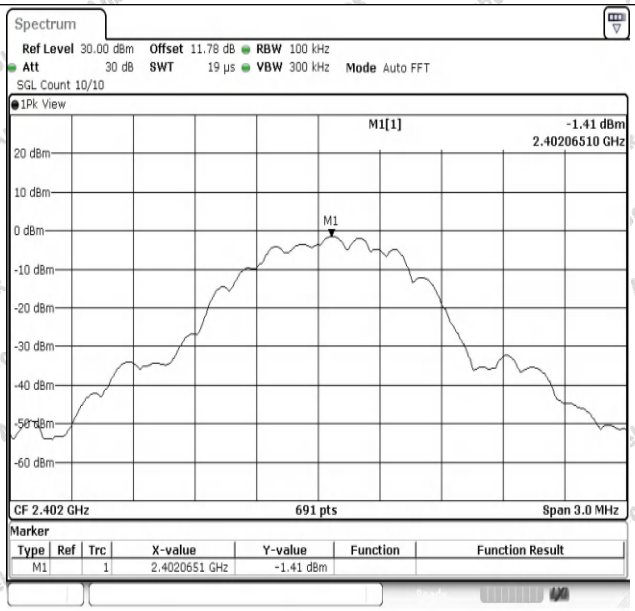

BLE_1M-Ant1-2402-0~Reference-PASS

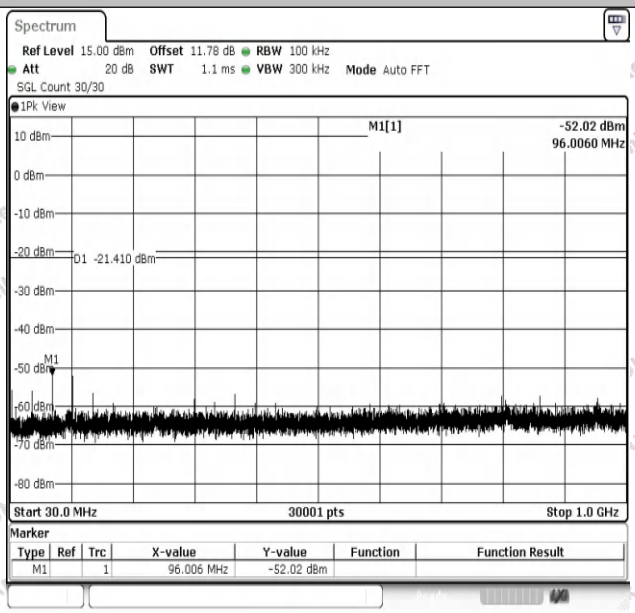

BLE_1M-Ant1-2402-30~1000-PASS

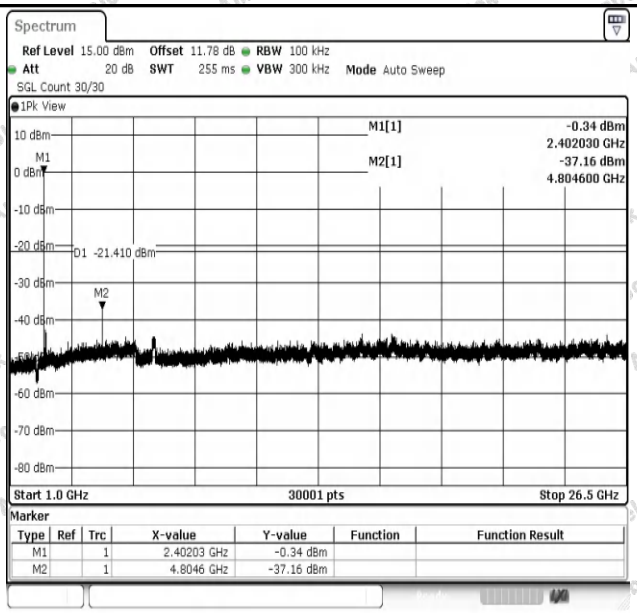

BLE_1M-Ant1-2402-1000~26500-PASS

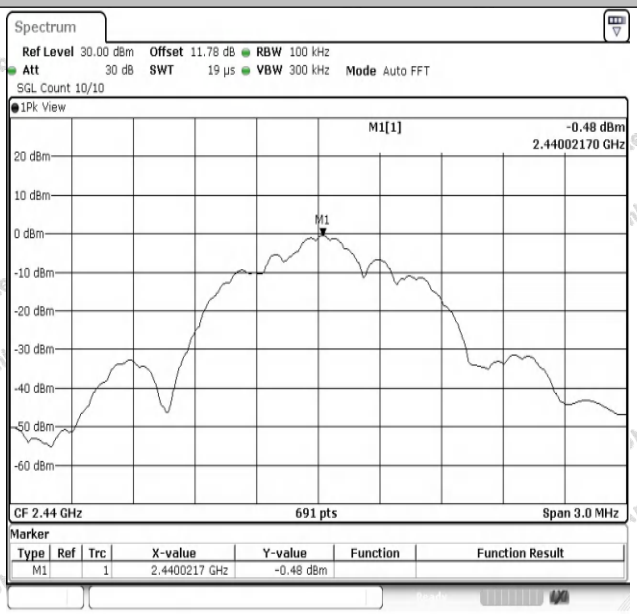

BLE_1M-Ant1-2440-0~Reference-PASS

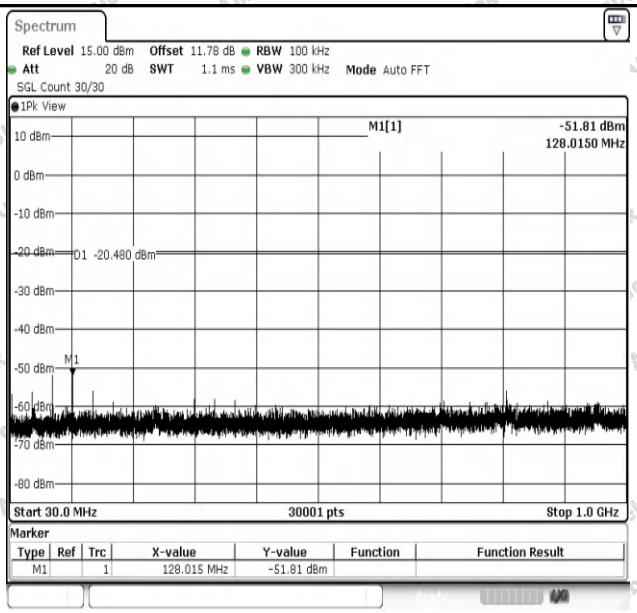

BLE_1M-Ant1-2440-30~1000-PASS

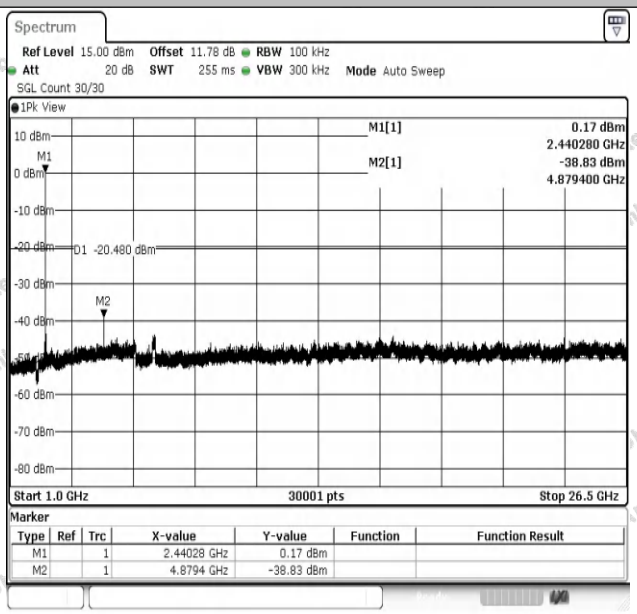

BLE_1M-Ant1-2440-1000~26500-PASS

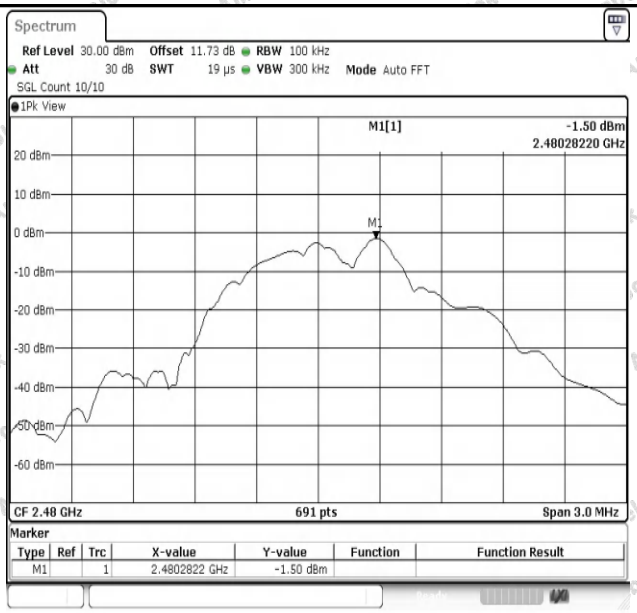

BLE_1M-Ant1-2480-0~Reference-PASS

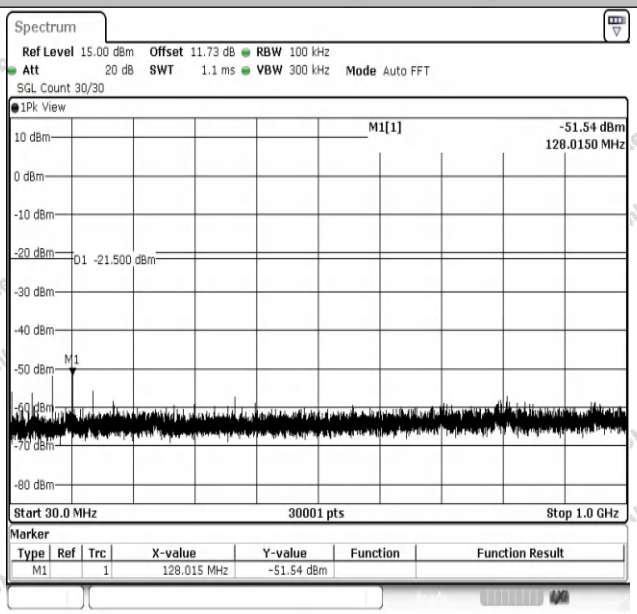

BLE_1M-Ant1-2480-30~1000-PASS

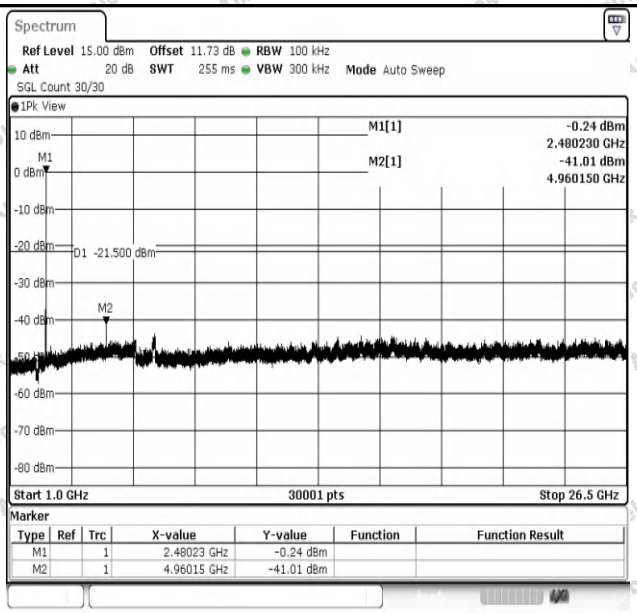

BLE_1M-Ant1-2480-1000~26500-PASS

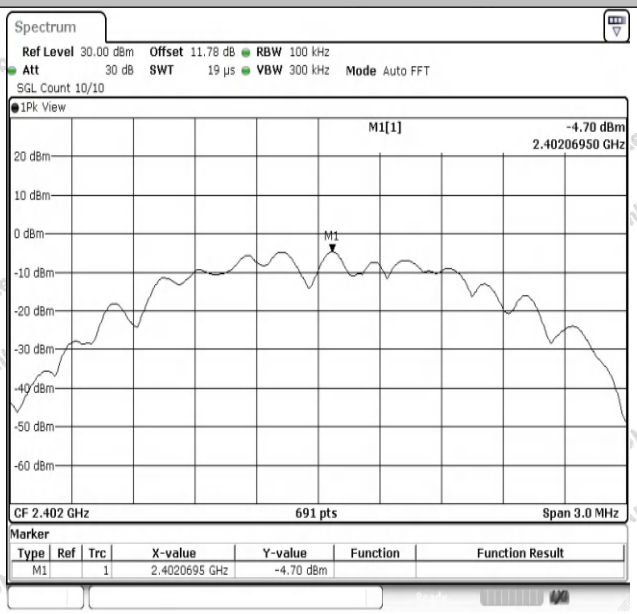

BLE_2M-Ant1-2402-0~Reference-PASS

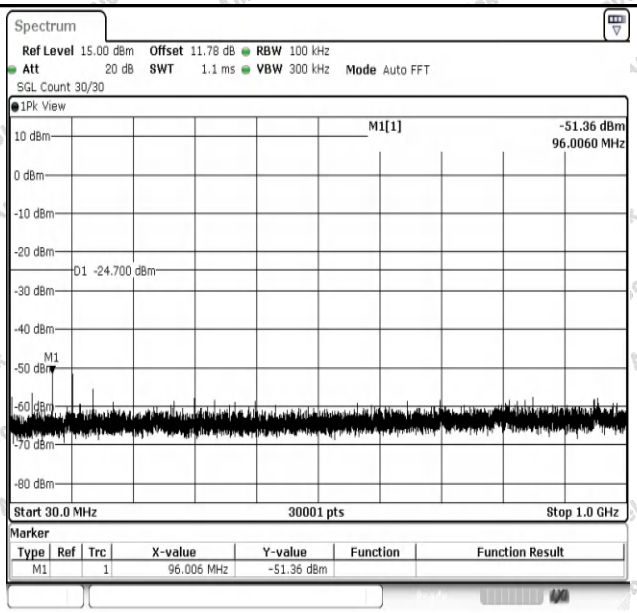

BLE_2M-Ant1-2402-30~1000-PASS

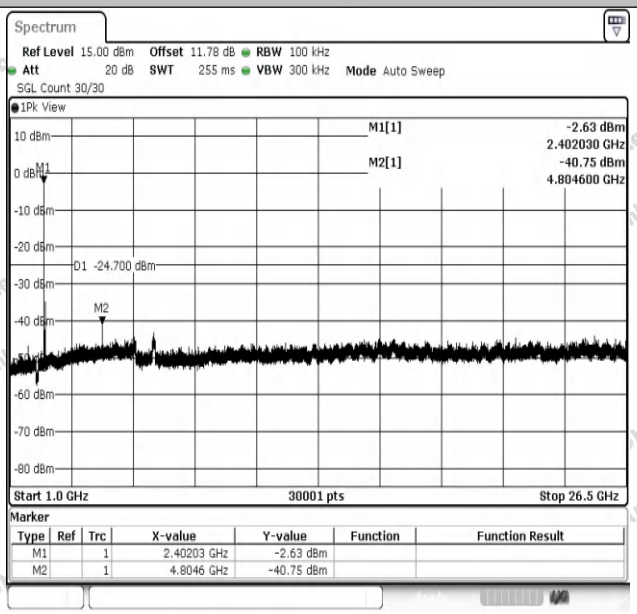

BLE_2M-Ant1-2402-1000~26500-PASS

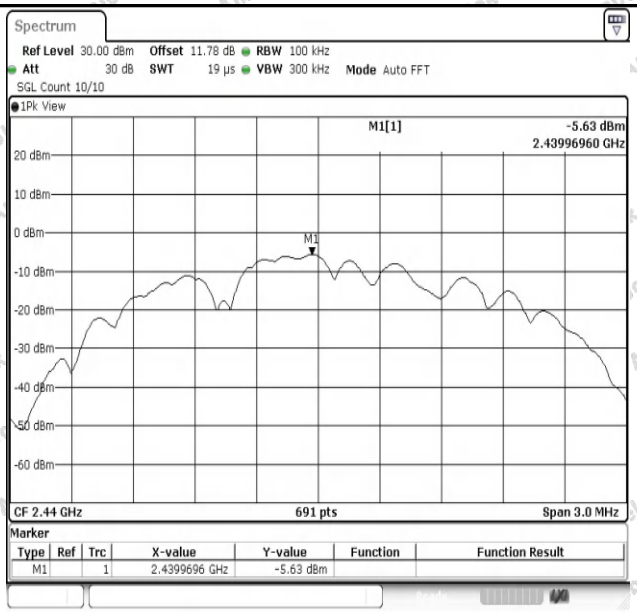

BLE_2M-Ant1-2440-0~Reference-PASS

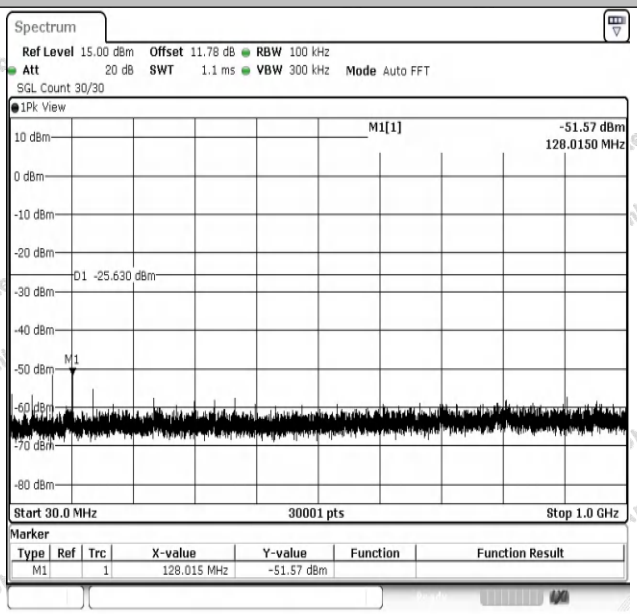

BLE_2M-Ant1-2440-30~1000-PASS

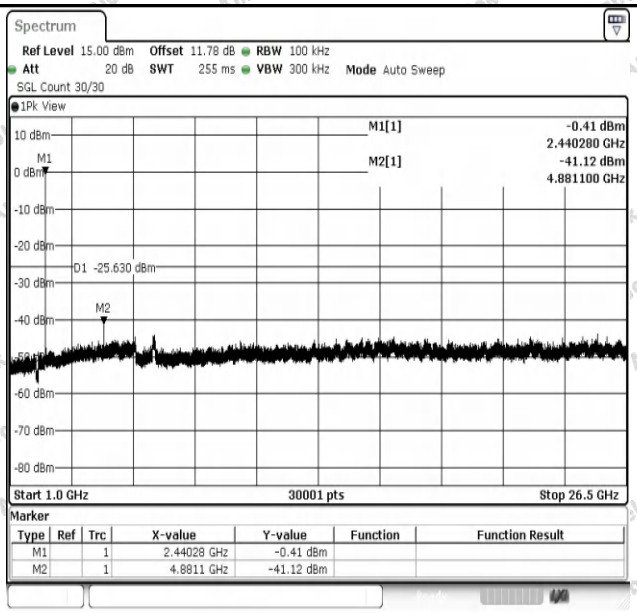

BLE_2M-Ant1-2440-1000~26500-PASS

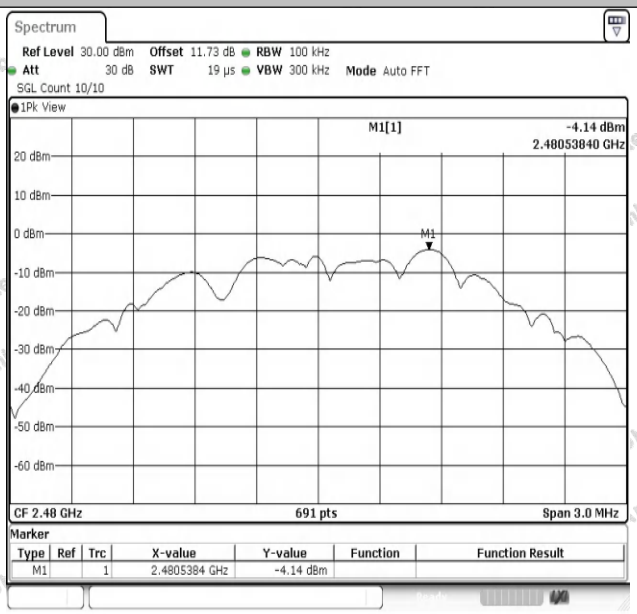

BLE_2M-Ant1-2480-0~Reference-PASS

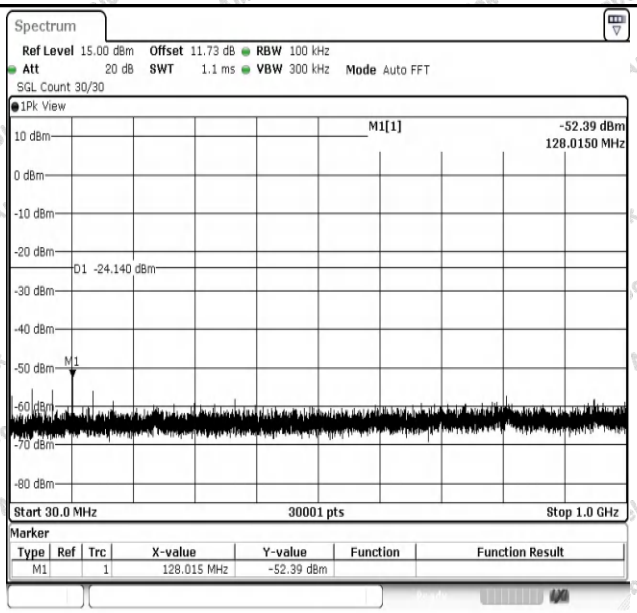

BLE_2M-Ant1-2480-30~1000-PASS

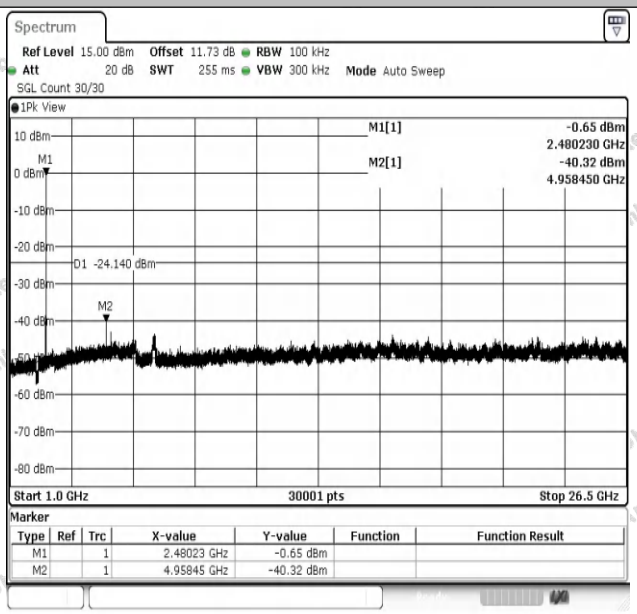

BLE_2M-Ant1-2480-1000~26500-PASS

Appendix H: Duty Cycle

Test Result

TestMode	Antenna	Frequency[MHz]	ON Time [ms]	Period [ms]	Duty Cycle [%]	Duty Cycle Factor[dB]
BLE_1M	Ant1	2402	0.41	0.63	65.08	1.87
BLE_1M	Ant1	2440	0.41	0.63	65.08	1.87
BLE_1M	Ant1	2480	0.41	0.63	65.08	1.87
BLE_2M	Ant1	2402	0.21	0.63	33.33	4.77
BLE_2M	Ant1	2440	0.21	0.63	33.33	4.77
BLE_2M	Ant1	2480	0.21	0.64	32.81	4.84

Test Graphs

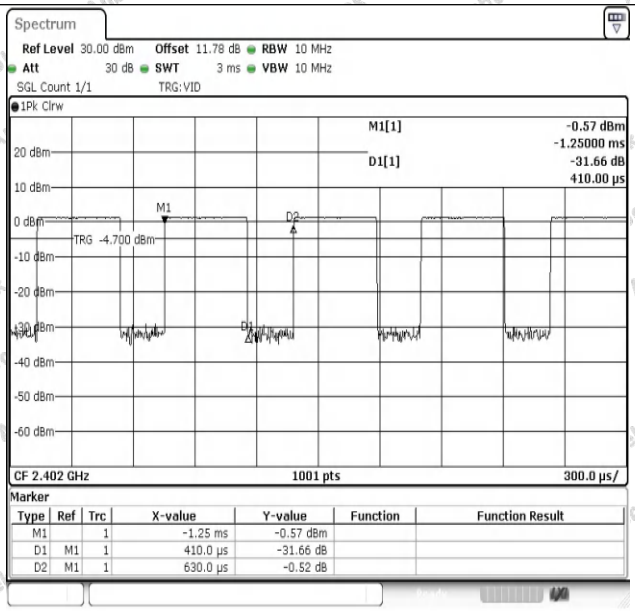

NTNV-BLE_1M-Ant1-2402

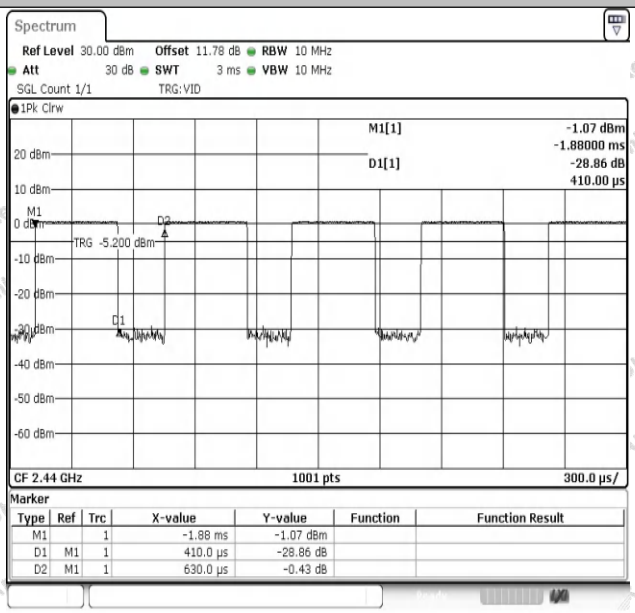

NTNV-BLE_1M-Ant1-2440

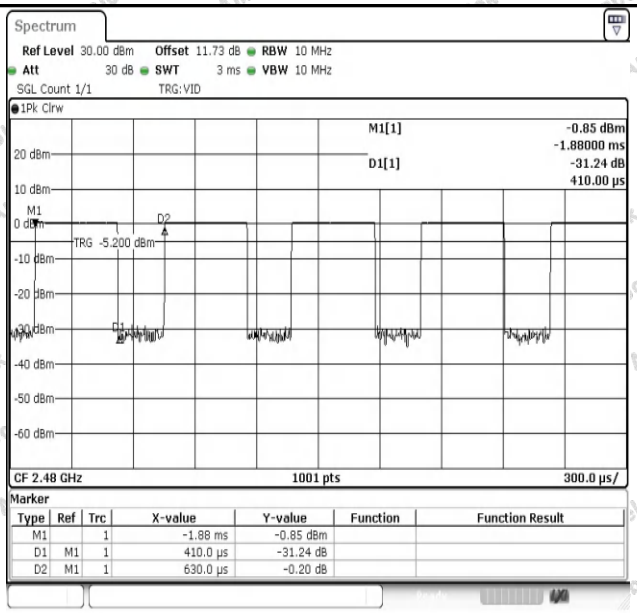

NTNV-BLE_1M-Ant1-2480

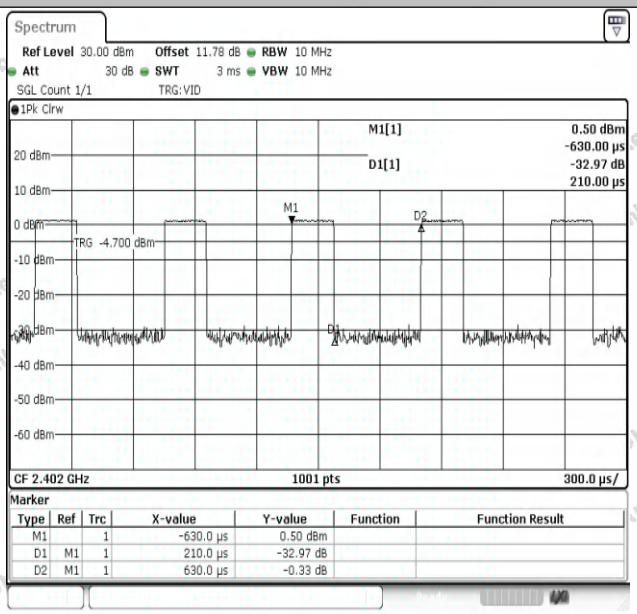

NTNV-BLE_2M-Ant1-2402

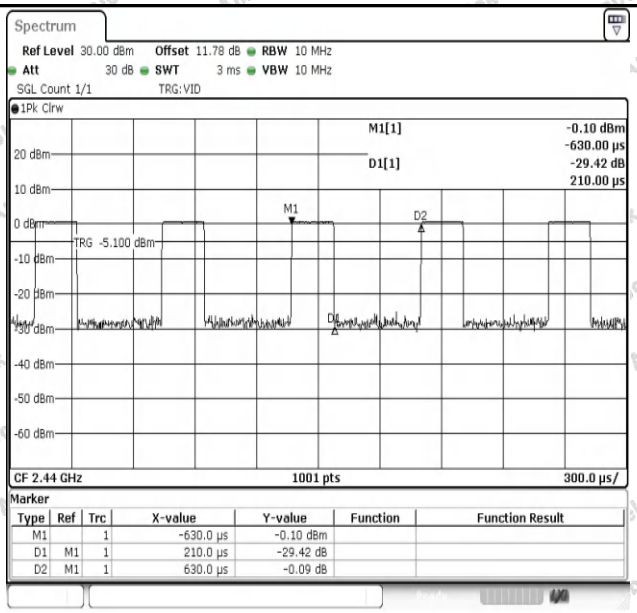

NTNV-BLE_2M-Ant1-2440

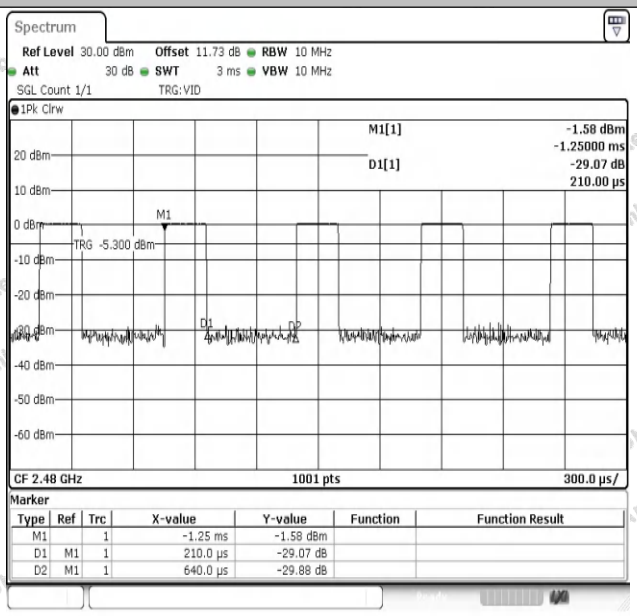

NTNV-BLE_2M-Ant1-2480

---END---