FCC Warning

This device complies with part 15 of the FCC Rules. Operation is subject to the following two conditions:(1) This device may not cause harmful interference,and (2) this device must accept any interference received, including interference that may cause undesired operation.

Any Changes or modifications not expressly approved by the party responsible for compliance could void the user's authority to operate the equipment.

Any Changes or modifications not expressly approved by the party responsible for compliance could void the user's authority to operate the equipment.
This equipment has been tested and found to comply with the limits for a Class B digital device, pursuant to part 15 of the FCC Rules. These limits are designed to provide reasonable protection against harmful interference in a residential installation. This equipment generates uses and can radiate radio frequency energy and, if not installed and used in accordance with the instructions, may cause harmful interference to radio communications. However, there is no guarantee that interference will not occur in a particular installation. If this equipment does cause harmful interference to radio or television reception, which can be determined by turning the equipment off and on, the user is encouraged to try to correct the interference by one or more of the following measures:

- Reorient or relocate the receiving antenna. Connect the equipment into an outlet on a circuit different from that to which thereceiver is connected.
- Consult the dealer or an experienced radio/TV technician for help. FCC RF exposure statement:

The device has been evaluated to meet general RF exposure requirement. The device can be used in portable exposure condition without restriction.

IC Caution

Radio Standards Specification RSS-Gen, issue 5

- English:

This device contains licence-exempt transmitter(s)/receiver(s) that comply with Innovation, Science and Economic Development Canada’s licence-exempt RSS(s). Operation is subject to the following two conditions:

This device may not cause interference.

This device must accept any interference, including interference that may cause undesired operation of the device.

RF exposure statement:

The device has been evaluated to meet general RF exposure requirement. The device can be used in portable exposure condition without restriction.

- French:

Cet appareil contient des émetteurs / récepteurs exemptés de licence conformes aux RSS (RSS) d'Innovation, Sciences et Développement économique Canada. Le fonctionnement est soumis aux deux conditions suivantes:

Cet appareil ne doit pas causer d'interférences.

Cet appareil doit accepter toutes les interférences, y compris celles susceptibles deprovoquer un fonctionnement indésirable de l'appareil.

Déclaration d'exposition RF:

L'appareil a été évalué pour répondre aux exigences générales d'exposition aux RF. L' appareil peut être utilisé dans des conditions d' exposition portable sans restriction.

BURŪV®

A Skin Health and Beauty Smart Band

Designed for Apple Watch

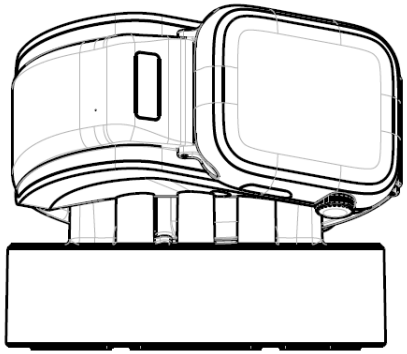

Strap Model: BUV-01
Charge Station Model: BCS-01

Battery Capacity: 33mAh
Voltage Rating: DC5V
Power Rating: 3W

BURŪV® by eclipseRx
All rights reserved.

Thanks for purchasing your BURŪV smart band -we know you'll L**UV** it. For the best experience, please read this manual before use.

Contents

- ✦ Skin Smart Band *1
- ✦ Wireless charge station *1
- ✦ Adapter *1
- ✦ Type C to type C cable *1

Introduction

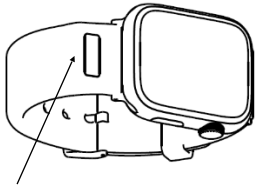

Sensor and LED indicator area

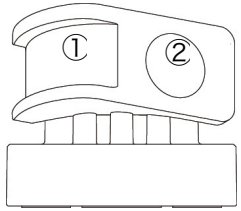

① Smart Band charge area

② Apple Watch charge area

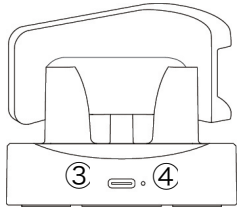

③ Type-C charge port

④ Charge station power LED indicator

Start

- ✦ Assemble the strap to the Apple Watch

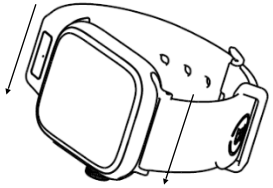

Insert the strap into the Apple Watch in the above direction shown,

- ✦ Active the device

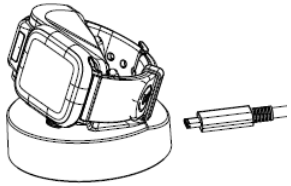

  - ➢ Connect the adapter to charge station with the type C to type C cable
  - ➢ Plug the adapter into the power socket, and LED of charge station will show blue
  - ➢ Put the device on the charge station, The white LED will flash one time, then the red breath light will begin. Successful activation!
- ✦ Download the "BURŪV " APP from Apple App Store
- ✦ Follow the APP prompts to operate
- ✦ Charging

Charging Status	Red LED
Charging	Breath light on
Charging full	ON

Cleaning

It's recommended to clean your device regularly with soft cloth. Be sure to keep it clean.
WARNING: Do not clean this product or any parts of it in a microwave, a dishwasher, with any chemicals, or with boiling water.

Safety Warning

- ✦ In daily use, avoid wearing too tight, ensure that the skin in contact with the bracelet is dry and breathable, and regularly clean the wrist with water. If symptoms such as redness and swelling appear at the contact site, discontinue use immediately and consult a doctor.
- ✦ The product contains a non-removable lithium polymer battery. Do not replace the battery yourself to avoid damage to the battery or device.

Legal & Disclaimer

Users of this device do so at their own risk indemnifying BURŪV, it's retail partners from losses, damages or claims arising from device. In no event shall BURŪV or eclipseRx nor its resellers, distributors, or retailers assume any responsibility or liability for any injuries or damages, physical or otherwise, resulting, directly or indirectly, from the use of this device. Further, BURŪV and eclipseRx reserves the right to revise this publication and to make changes from time to time to the contents thereof without obligation to notify any person of such revision or changes. Model may be changed for improvements without notice.

Warranty

BURŪV by eclipseRx will repair, replace, or refund any damage to band or chargers for **a period of one year***, starting from the date of your original purchase. This warranty policy only covers damage that is the result of a defect in our material or workmanship .No coverage for lost or stolen bands; normal wear and tear caused by everyday handling and consumable parts including batteries.