802.11g_2437MHz-2

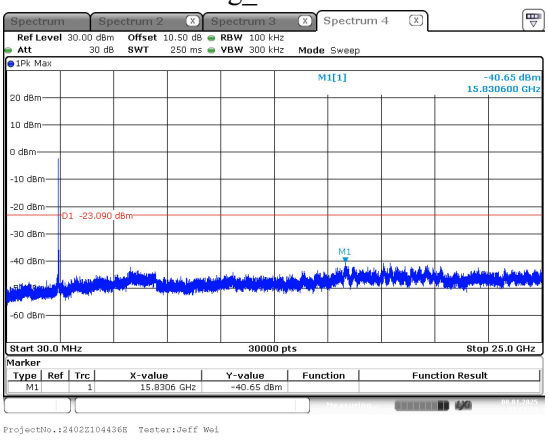

ProjectNo.:2402Z104436E Tester:Jeff Wei
Date: 8.JAN.2025 11:51:29

802.11g_2462MHz-1

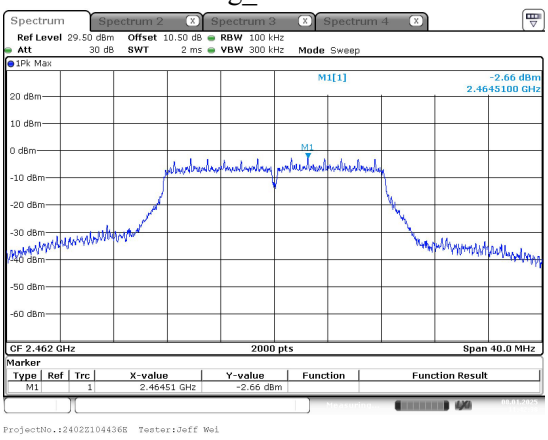

ProjectNo.:2402Z104436E Tester:Jeff Wei
Date: 8.JAN.2025 11:42:38

802.11g_2462MHz-2

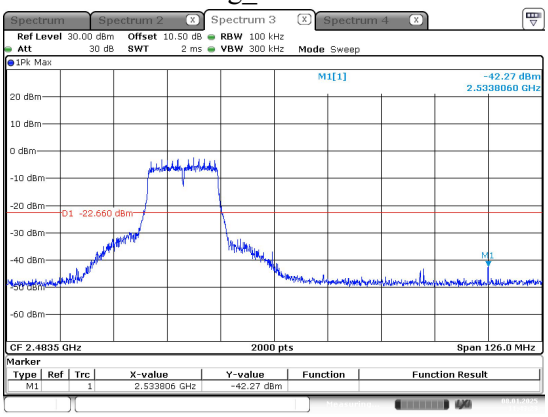

ProjectNo.:2402Z104436E Tester:Jeff Wei
Date: 8.JAN.2025 11:43:23

802.11g_2462MHz-3

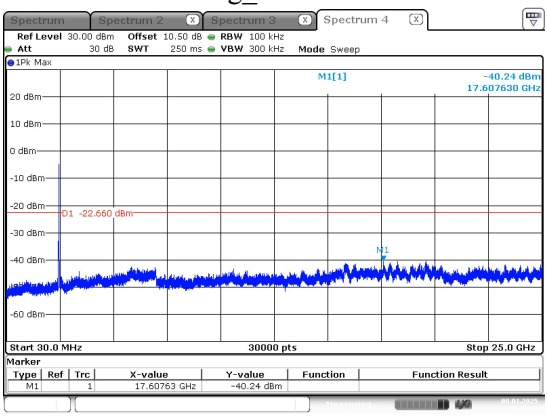

ProjectNo.:2402Z104436E Tester:Jeff Wei
Date: 8.JAN.2025 11:44:24

802.11n20_2412MHz-1

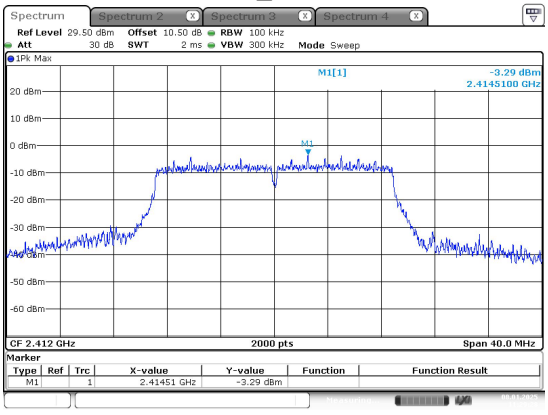

ProjectNo.:2402Z104436E Tester:Jeff Wei
Date: 8.JAN.2025 11:29:28

802.11n20_2412MHz-2

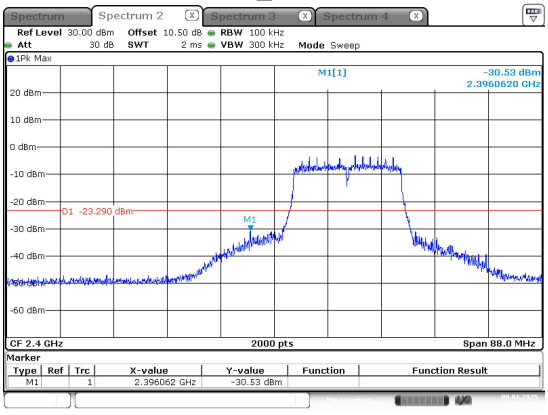

ProjectNo.:2402Z104436E Tester:Jeff Wei
Date: 8.JAN.2025 11:30:05

802.11n20_2412MHz-3

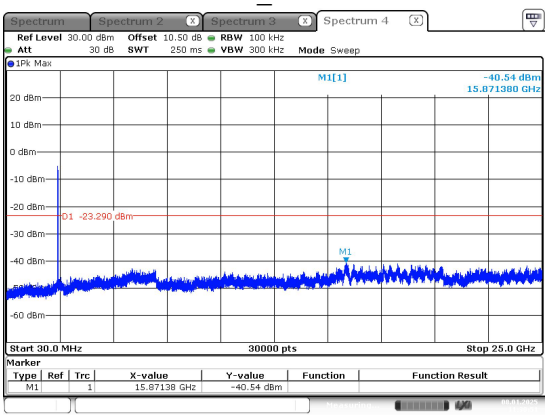

ProjectNo.:2402Z104436E Tester:Jeff Wei
Date: 8.JAN.2025 11:30:51

802.11n20_2437MHz-1

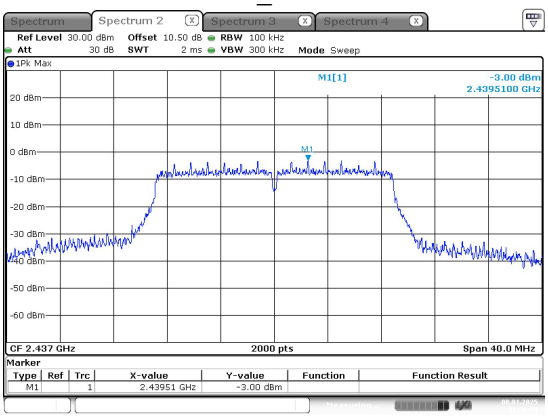

ProjectNo.:2402Z104436E Tester:Jeff Wei
Date: 8.JAN.2025 11:48:58

802.11n20_2437MHz-2

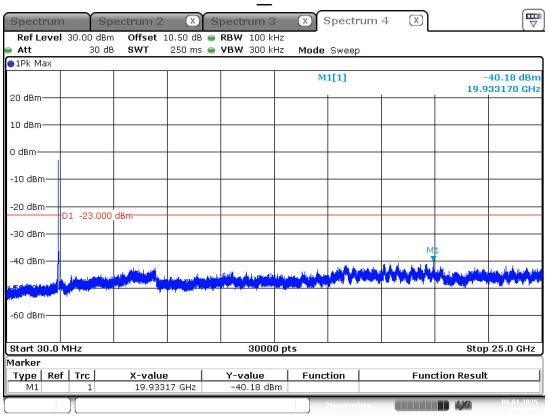

ProjectNo.:2402Z104436E Tester:Jeff Wei
Date: 8.JAN.2025 11:49:45

802.11n20_2462MHz-1

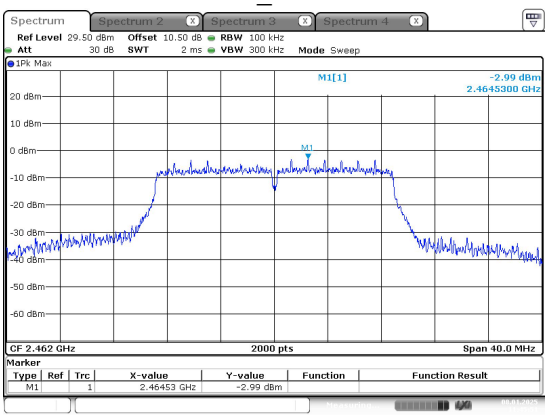

ProjectNo.:2402Z104436E Tester:Jeff Wei
Date: 8.JAN.2025 11:45:51

802.11n20_2462MHz-2

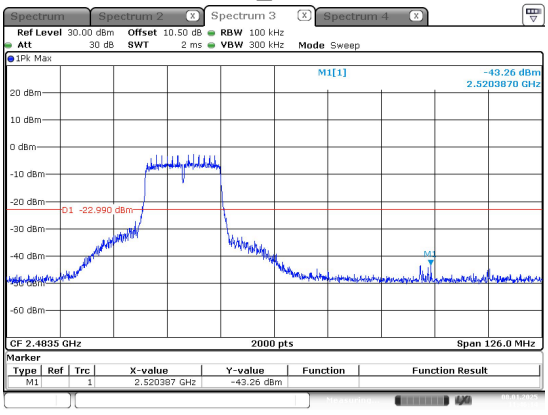

ProjectNo.:2402Z104436E Tester:Jeff Wei
Date: 8.JAN.2025 11:46:14

802.11n20_2462MHz-3

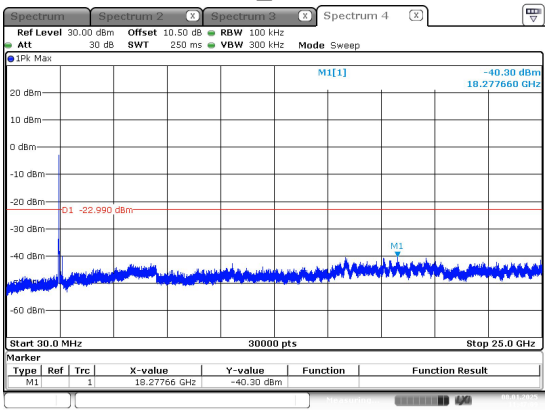

ProjectNo.:2402Z104436E Tester:Jeff Wei
Date: 8.JAN.2025 11:47:09

5.8 Duty Cycle

Test Information:

Serial No.:	2UCN-4	**Test Date:**	2024/12/02~2024/12/07
Test Site:	RF	**Test Mode:**	Transmitting
Tester:	Tower Qing	**Test Result:**	N/A

Environmental Conditions:

Temperature: (°C):	21.9~23.1	**Relative Humidity: (%)**	39~48	**ATM Pressure: (kPa)**	101.6~102

Test Equipment List and Details:

Manufacturer	Description	Model	Serial Number	Calibration Date	Calibration Due Date
R&S	Coaxial Attenuator	10dB	F-08-EM512	2024/06/13	2025/06/12
R&S	Spectrum Analyzer	FSV40	101589	2024/09/05	2025/09/04

** Statement of Traceability: Bay Area Compliance Laboratories Corp. (Dongguan) attests that all calibrations have been performed, traceable to National Primary Standards and International System of Units (SI).*

Test Data:

Mode	Antenna	Test Frequency (MHz)	Ton (ms)	Ton+Toff (ms)	Duty Cycle (%)	1/Ton (Hz)	VBW Setting (kHz)
802.11b	Chain 0	2437	12.215	14.253	85.70	82	0.100
802.11g	Chain 0	2437	2.011	4.056	49.58	497	0.500
802.11n20	Chain 0	2437	1.888	3.917	48.20	530	1

Duty Cycle = Ton/(Ton+Toff)*100%

2412~2462

802.11b_2437MHz

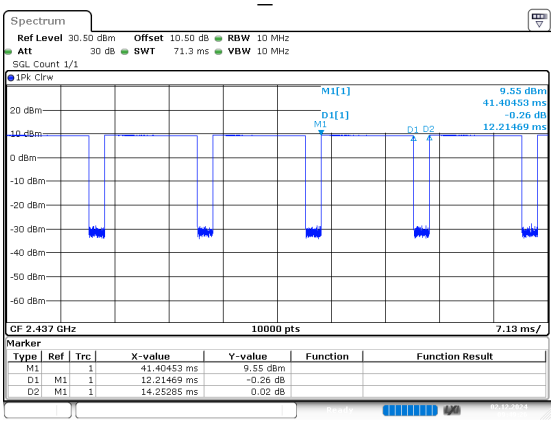

ProjectNo.:2402Z104436E-RF Tester:Tower Qing
Date: 2.DEC.2024 09:49:26

802.11g_2437MHz

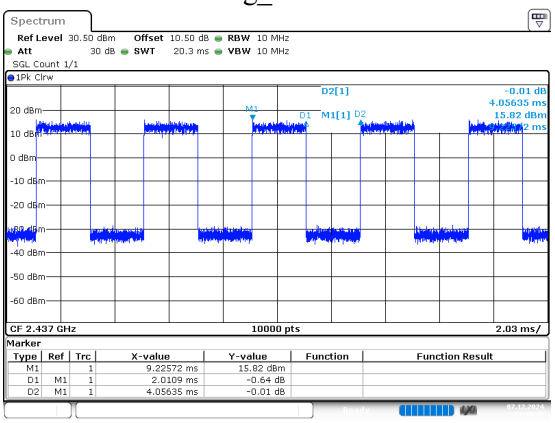

ProjectNo.:2402Z104436E-RF Tester:Tower Qing
Date: 7.DEC.2024 13:44:42

802.11n20_2437MHz

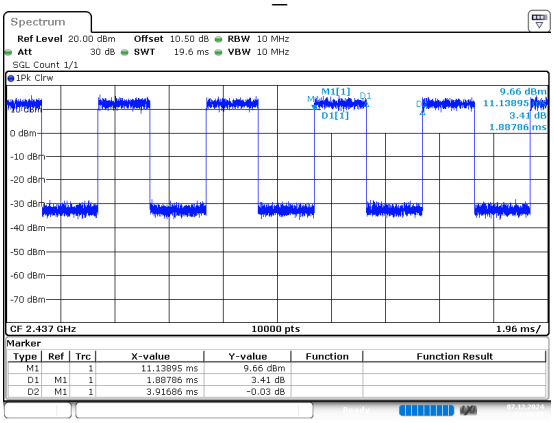

ProjectNo.:2402Z104436E-RF Tester:Tower Qing
Date: 7.DEC.2024 13:46:39

EXHIBIT A - EUT PHOTOGRAPHS

Please refer to the attachment 2402Z104436E-RF-EXP EUT EXTERNAL PHOTOGRAPHS and 2402Z104436E-RF-INP EUT INTERNAL PHOTOGRAPHS.

EXHIBIT B - TEST SETUP PHOTOGRAPHS

Please refer to the attachment 2402Z104436E-RF-00-TSP TEST SETUP PHOTOGRAPHS.

EXHIBIT C - RF EXPOSURE EVALUATION

Applicable Standard

According to§15.247(i) and §1.1310, systems operating under the provisions of this section shall be operated in a manner that ensure that the public is not exposed to radio frequency energy level in excess of the Commission's guideline.

According to KDB447498 D01 General RF Exposure Guidance v06:

The 1-g and 10-g SAR test exclusion thresholds for 100 MHz to 6 GHz at test separation distances ≤ 50 mm are determined by:
[(max. power of channel, including tune-up tolerance, mW)/(min. test separation distance, mm)] · [√f(GHz)] ≤ 3.0 for 1-g SAR and ≤ 7.5 for 10-g extremity SAR, where

- f(GHz) is the RF channel transmit frequency in GHz
- Power and distance are rounded to the nearest mW and mm before calculation
- The result is rounded to one decimal place for comparison
- 3.0 and 7.5 are referred to as the numeric thresholds in the step 2 below

The test exclusions are applicable only when the minimum test separation distance is ≤ 50 mm and for transmission frequencies between 100 MHz and 6 GHz. When the minimum test separation distance is < 5 mm, a distance of 5 mm according to 5) in section 4.1 is applied to determine SAR test exclusion.

Measurement Result

The max conducted power including tune-up tolerance is 8.5 dBm (7.08 mW).
[(max. power of channel, mW)/(min. test separation distance, mm)][√f(GHz)]
=7.08/5*(√2.462) = 2.2< 3.0

Note: the max conducted power including tune-up tolerance was declared by manufacturer.
Result: Compliant. The stand-alone SAR evaluation is not necessary.

******* END OF REPORT *******