产品规格承认书

Product specifications acknowledgment

承认厂商： _____

(Recognized manufacturers)

制 造 厂 商 ： 深圳市蝙蝠无线技术有限公司

（Manufacturer）

产 品 名 称 ： _____

（Description）

地址（Address）：1409, Building A, Zhiyun One Industrial Park, No. 13 Huaxing Road, Henglang Community, Dalang Street, Shenzhen, Guangdong, China

产品选型表：

（Product Type）

型号	说明	备注
BW2.4GTWX115-22L1000J	SMA 内螺内针	线长可选配

供应商承认签栏		
制表者	**审核者**	**核准者**

客户承认栏	
审核者	**核准者**

1.1 Specifications

天线型号 Antennas Type	BW2.4GTWX115-22L1000J
频率范围 Frequenc Range(MHz)	2400-5000
输入阻抗 Input Impendence (Ω)	50Ω
电压驻波比 V.S.W.R	<2
增益 Gain (dBi)	3.02dBi
极化形式 Polarization Type	垂直 Vertical
功率容量 Power Capacity (w)	50
雷电保护 Lingtning Protection	None
工作电压 DC Voltage (V)	None
天线尺寸 Dimension (mm)	115x22
接口形式/Connector Type:	SMA 内螺内针
电缆型号 Cable type (mm)	RG174
电缆长度 Cable length(mm)	1000
辐射体 Radiator	None
天线颜色 Color	黑色 Black
重量 Weight(g)	None
工作温度 Operating Temperature (℃)	-40~80
储藏温度 Storage Temperature (℃)	-20~85

*注：以上数据仅供参考；因天线功能较为敏感，主体周边机构有变更请通知我们评估。

1.2 Antenna Picture

上图型号：BW2.4GTWX115-22L1000J

（可定制）

*注： 因天线功能较为敏感，主体周边机构有变更请通知我们评估。

2. Electrical Specification

2.1 Test Equipment

A. VSWR and input impedance: Agilent 8753/E5071 Network Analyzer

B. Antenna gain and efficiency: ETS three-dimensional anechoic chamber

2.2 Test Setup

2.2.1 Frequency Range

2.2.2 VSWR

Step 1: The antenna is arranged on the customer provided test fixture.

Step 2: The VSWR of the antenna is measured via Agilent 8720/8753 Network Analyzer (see figure. 1).

Figure.1

2.2.3 Radiation pattern and Gain

A. The 3D chamber provides less than -40dB reflectivity from 800MHz to 6GHz and a 40cm diameter spherical quiet zone. The measurement results are calibrated using both dipoles and standard gain horns (see figure. 2).

B. The antenna under tested is arranged in the turned table and a decoupling sleeve is used to reduce feed line radiation (see figure. 3).

C. The measured results of the radiation patterns and antenna gain are obtained from the control system and showed on the monitor (see figure. 4 and 5).



Figure.2

Figure.3



Figure.4



Figure.5

3. Performance Data

3.1 Passive data

SWR

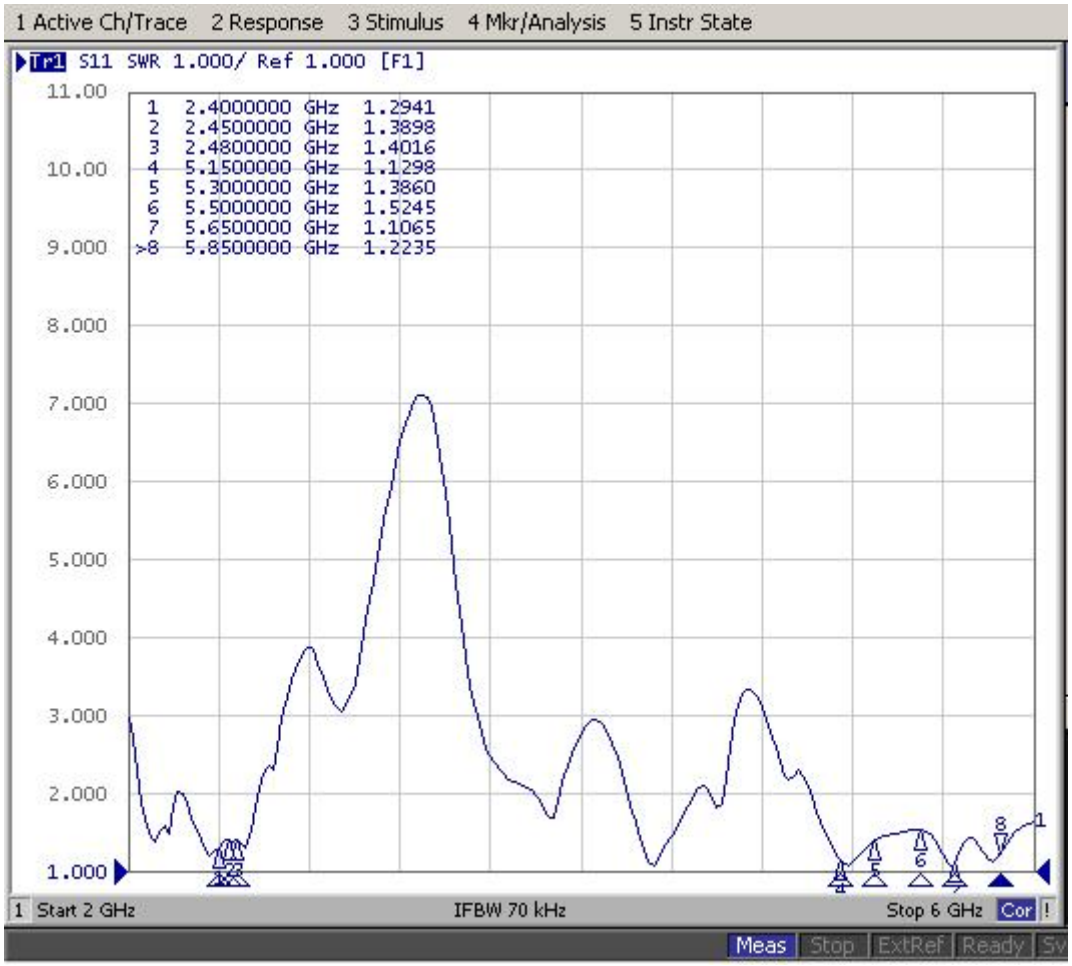

*注：以上为实测数据，仅供参考；因天线功能较为敏感，主体周边机构有变更请通知我们评估。

Gain graph:

Passive Test For WIFI										
Freq (MHz)	Effi (%)	Effi (dB)	Gain (dBi)	Gain (dBd)	UHIS (%)	DHIS (%)	Max (dB)	Min (dB)	Attenut Hor	Attenut Ver
2400	65.99	-1.8	2.99	0.84	35.629	30.365	2.99	-8.28	48.09	47.94
2410	61.32	-2.12	2.62	0.47	32.762	28.557	2.62	-8.32	48.07	47.87
2420	60.58	-2.18	2.52	0.37	32.121	28.457	2.52	-8.49	48.18	48
2430	61.75	-2.09	2.58	0.43	32.561	29.188	2.58	-9.08	48.17	47.99
2440	64.63	-1.9	2.73	0.58	34.122	30.503	2.73	-9.66	48.33	48.11
2450	66.86	-1.75	2.86	0.71	35.326	31.534	2.86	-9.93	48.44	48.14
2460	67.45	-1.71	2.92	0.77	35.514	31.938	2.92	-9.82	48.41	48.06
2470	68.53	-1.64	3.02	0.87	35.718	32.817	3.02	-9.44	48.49	48.11
2480	67.12	-1.73	2.94	0.79	34.493	32.624	2.94	-11.1	48.63	48.18
2490	64.57	-1.9	2.74	0.59	32.811	31.763	2.74	-12.94	48.76	48.29
2500	63.95	-1.94	2.7	0.55	32.027	31.926	2.7	-14.21	48.69	48.16

Field pattern:

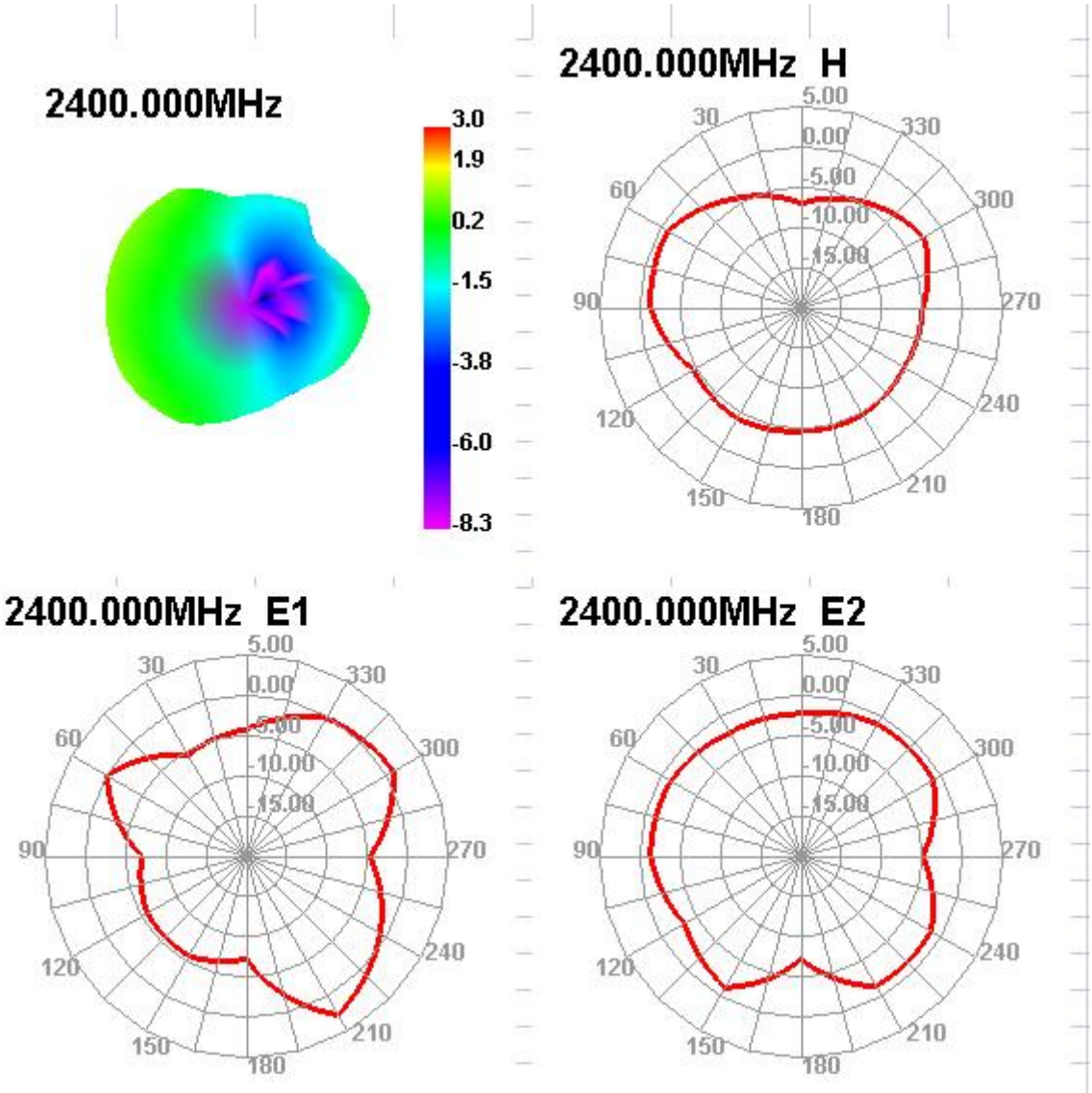

Gain graph:

Passive Test For WIFI5.8		
Freq (MHz)	Effi (%)	Gain (dBi)
5150	55.49	2.56
5200	52.58	2.08
5250	50.52	1.53
5300	53.88	2.34
5350	59.16	3.2
5400	65.7	3.46
5450	57.36	2.96
5500	55.25	2.87
5550	51.22	2.4
5600	44.64	1.57
5650	44.98	1.34
5700	49.18	2.02
5750	60.24	3.43
5800	61.27	3.38
5850	53.19	2.78

Field pattern:

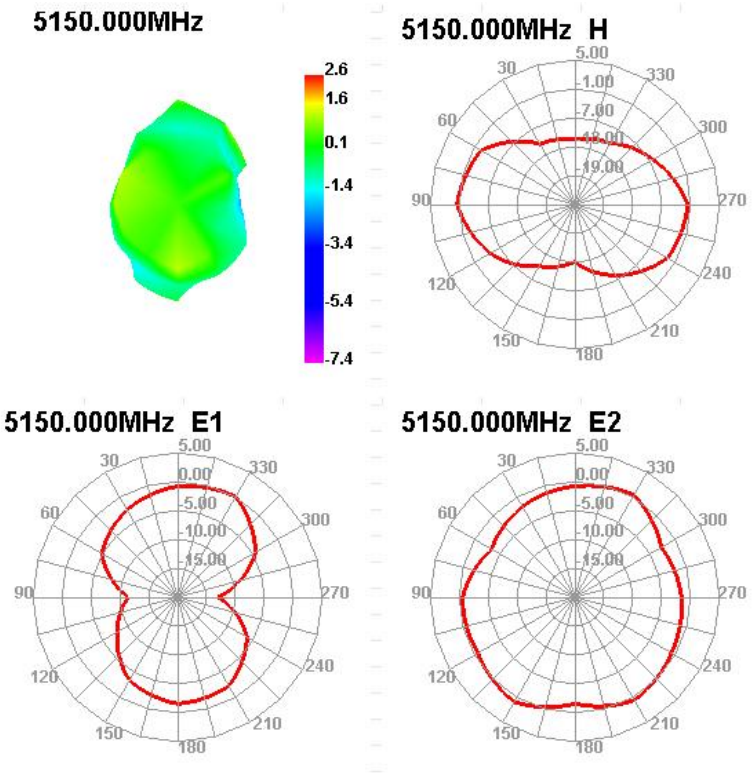

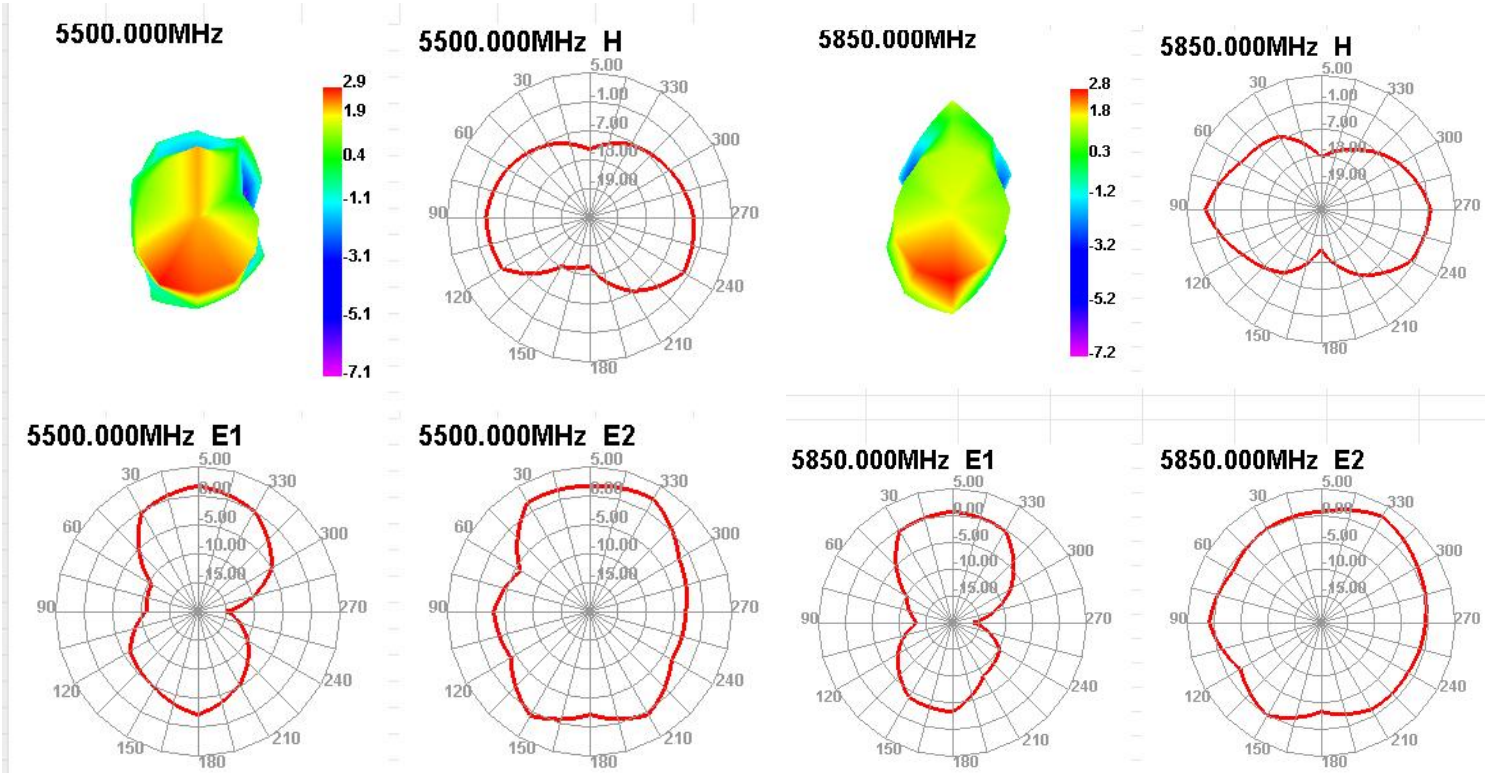

4.Mechanical Specification

4.1 Assembly Drawing

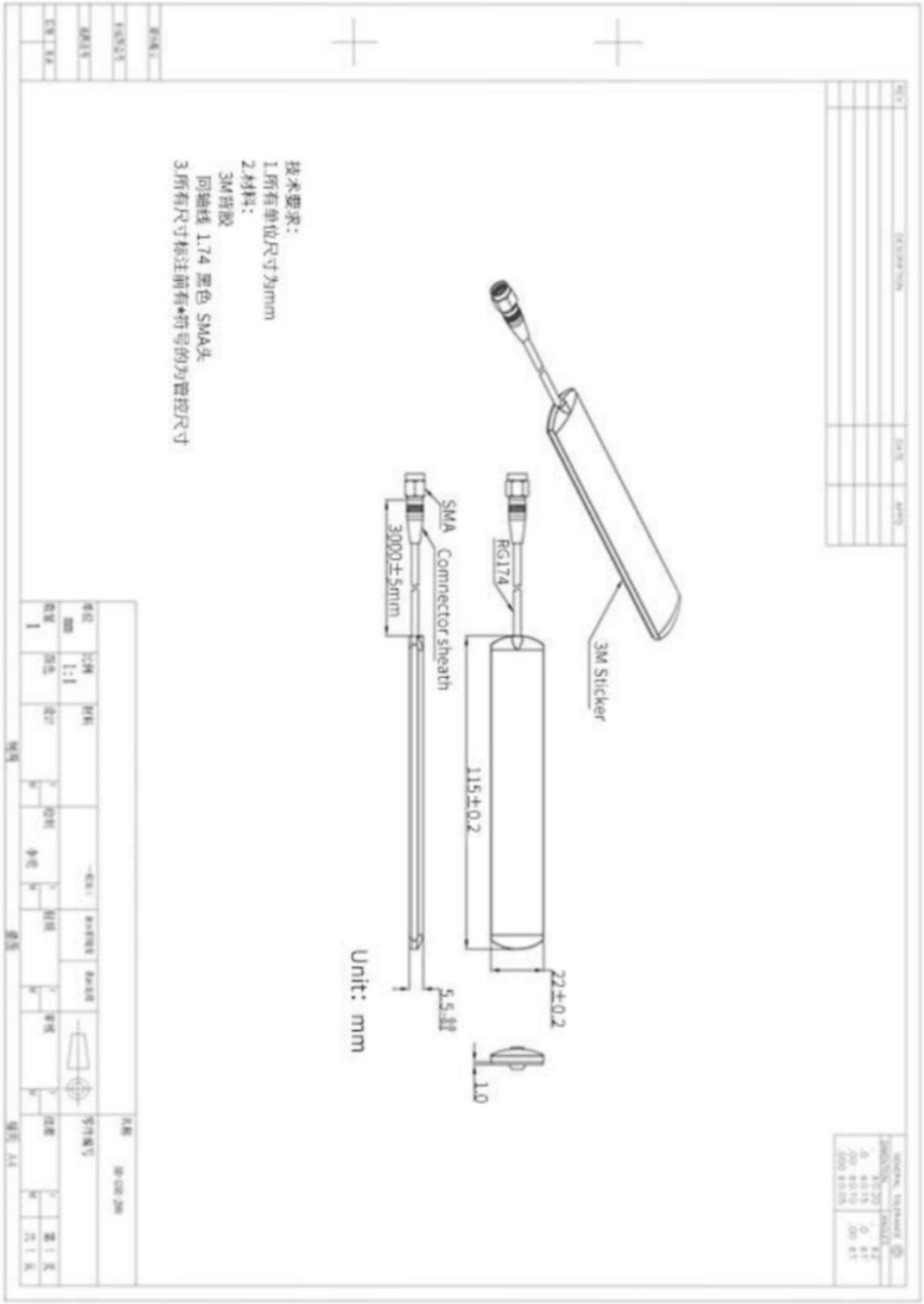

5.免责声明(Disclaimer)：

本着为用户提供更好服务的原则，深圳市蝙蝠无线技术限公司（下称“蝙蝠无线”）在本手册中将尽可能地为用户呈现详实、准确的产品信息。但介于本手册的内容具有一定的时效性，蝙蝠无线不能完全保证该文档在任何时段的时效性与适用性。蝙蝠无线有权在没有通知的情况下对本手册上的内容进行更新，恕不另行通知。为了得到最新版本的信息，请尊敬的用户定时访问蝙蝠无线官方网站或者与蝙蝠无线工作人员联系。感谢您的包容与支持！

In order to provide our users with better service, Shenzhen Bat Wireless Technology Co.,Ltd (hereinafter referred to as Bat Wireless) will try to present as detailed and accurate product information as possible in this manual. However, due to the timeliness of the manual content, Bat Wireless shall not absolutely guarantee the unlimited timeliness and applicability of the file. Bat Wireless has the right to update the manual content without further notice. To get the latest edition information, pls visit the official website of Bat Wireless or contact our customer service staff. Thanks for your trust and support!