Test Result

TestMode	ChName	Frequency[MHz]	RefLevel[dBm]	Result[dBm]	Limit[dBm]	Verdict
11B	Low	2412	5.73	-41.98	≤-24.27	PASS
	High	2462	6.24	-44	≤-23.76	PASS
11G	Low	2412	4.26	-38.95	≤-25.74	PASS
	High	2462	4.87	-44.37	≤-25.13	PASS
11N20SISO	Low	2412	4.70	-36.94	≤-25.3	PASS
	High	2462	3.92	-44.58	≤-26.08	PASS
11N40SISO	Low	2422	1.36	-41.19	≤-28.64	PASS
	High	2452	1.27	-43.69	≤-28.73	PASS

5.7.1 Test Graphs

11B_Ant1_Low_2412

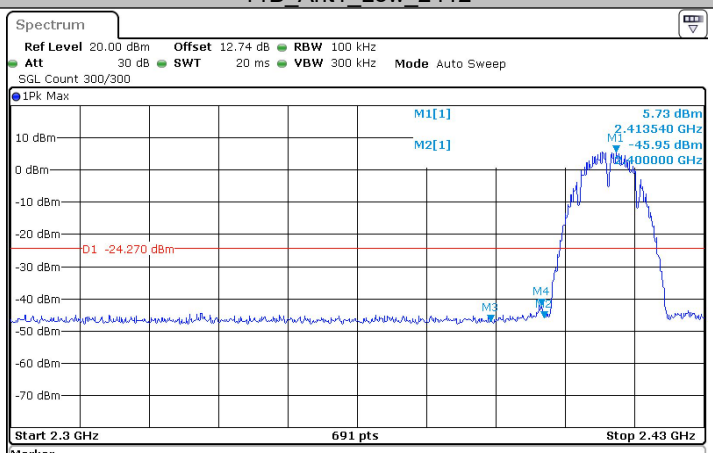

Marker

Type	Ref	Trc	X-value	Y-value	Function	Function Result
M1		1	2.41354 GHz	5.73 dBm		
M2		1	2.4 GHz	-45.95 dBm		
M3		1	2.39 GHz	-46.94 dBm		
M4		1	2.399478 GHz	-41.98 dBm		

Date: 22.MAR.2025 10:23:53

11B_Ant1_High_2462

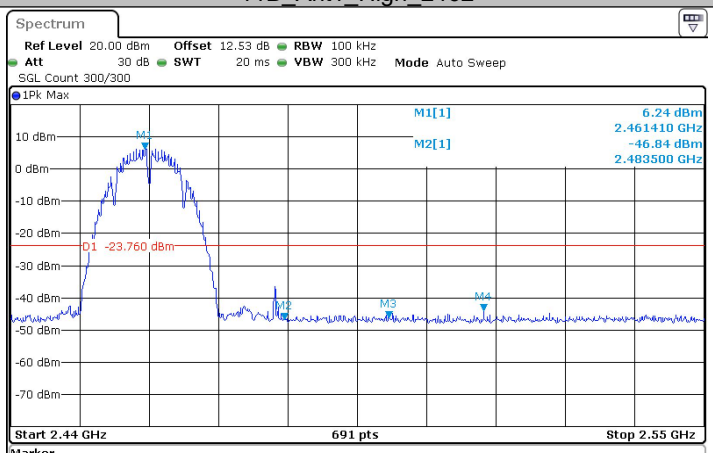

Marker

Type	Ref	Trc	X-value	Y-value	Function	Function Result
M1		1	2.46141 GHz	6.24 dBm		
M2		1	2.4835 GHz	-46.84 dBm		
M3		1	2.5 GHz	-45.73 dBm		
M4		1	2.515087 GHz	-44.00 dBm		

Date: 22.MAR.2025 10:28:13

11G_Ant1_Low_2412

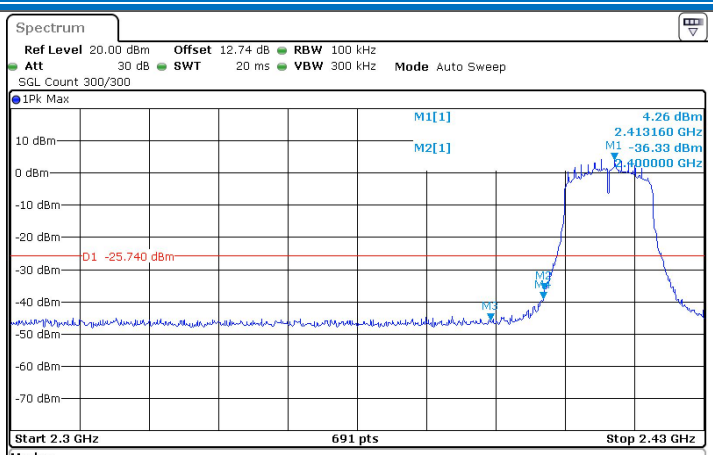

Marker

Type	Ref	Trc	X-value	Y-value	Function	Function Result
M1		1	2.41316 GHz	4.26 dBm		
M2		1	2.4 GHz	-36.33 dBm		
M3		1	2.39 GHz	-45.66 dBm		
M4		1	2.399855 GHz	-38.95 dBm		

Date: 22.MAR.2025 10:29:36

11G_Ant1_High_2462

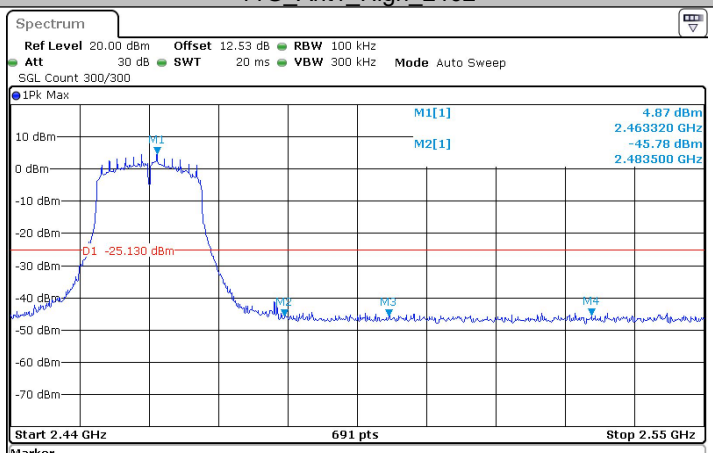

Marker

Type	Ref	Trc	X-value	Y-value	Function	Function Result
M1		1	2.46332 GHz	4.87 dBm		
M2		1	2.4835 GHz	-45.78 dBm		
M3		1	2.5 GHz	-46.12 dBm		
M4		1	2.532145 GHz	-44.37 dBm		

Date: 22.MAR.2025 10:32:33

11N20SISO_Ant1_Low_2412

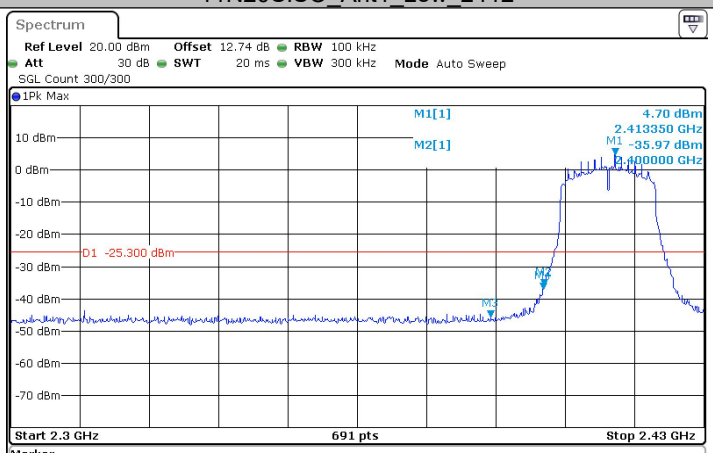

Marker

Type	Ref	Trc	X-value	Y-value	Function	Function Result
M1		1	2.41335 GHz	4.70 dBm		
M2		1	2.4 GHz	-35.97 dBm		
M3		1	2.39 GHz	-45.60 dBm		
M4		1	2.399855 GHz	-36.94 dBm		

Date: 22.MAR.2025 10:33:39

11N20SISO_Ant1_High_2462

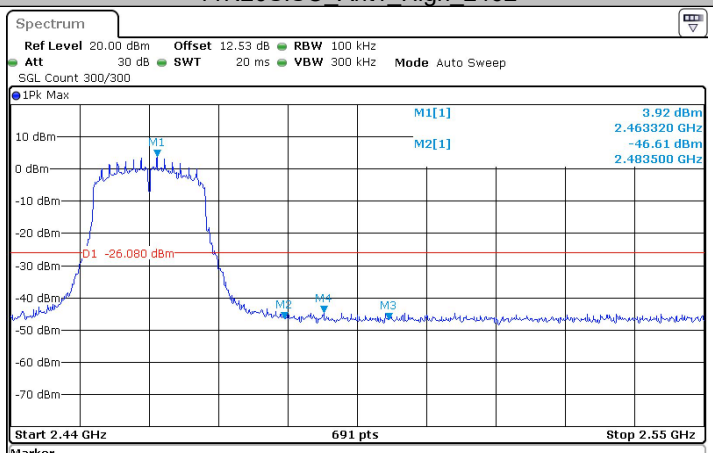

Marker

Type	Ref	Trc	X-value	Y-value	Function	Function Result
M1		1	2.46332 GHz	3.92 dBm		
M2		1	2.4835 GHz	-46.61 dBm		
M3		1	2.5 GHz	-46.87 dBm		
M4		1	2.489739 GHz	-44.58 dBm		

Date: 22.MAR.2025 10:35:35

11N40SISO_Ant1_Low_2422

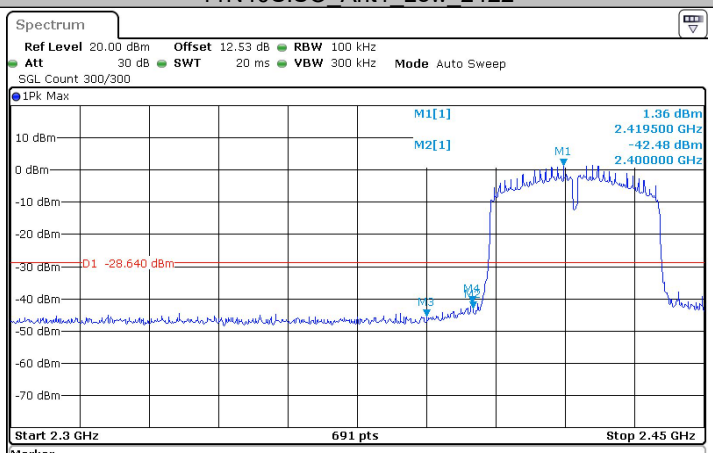

Marker

Type	Ref	Trc	X-value	Y-value	Function	Function Result
M1		1	2.4195 GHz	1.36 dBm		
M2		1	2.4 GHz	-42.48 dBm		
M3		1	2.39 GHz	-45.50 dBm		
M4		1	2.399783 GHz	-41.19 dBm		

Date: 22.MAR.2025 10:36:39

11N40SISO_Ant1_High_2452

Marker

Type	Ref	Trc	X-value	Y-value	Function	Function Result
M1		1	2.45458 GHz	1.27 dBm		
M2		1	2.4835 GHz	-45.74 dBm		
M3		1	2.5 GHz	-46.99 dBm		
M4		1	2.484058 GHz	-43.69 dBm		

Date: 22.MAR.2025 10:38:38

5.8 RF Conducted Spurious Emissions

Test Requirement:	47 CFR Part 15C Section 15.247 (d)
Test Method:	ANSI C63.10: 2013
Test Setup:	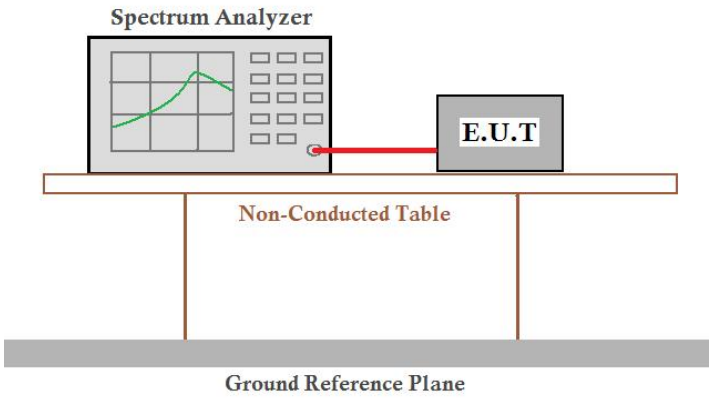 Offset=cable loss+ attenuation factor
Exploratory Test Mode:	Transmitting with all kind of modulations, data rates
Final Test Mode:	Only the worst case is recorded in the report.
Limit:	In any 100 kHz bandwidth outside the frequency band in which the spread spectrum intentional radiator is operating, the radio frequency power that is produced by the intentional radiator shall be at least 30 dB below that in the 100 kHz bandwidth within the band that contains the highest level of the desired power, based on either an RF conducted or a radiated measurement.
Test Results:	Pass

Test Result

TestMode	Frequency[MHz]	FreqRange [Mhz]	RefLevel [dBm]	Result [dBm]	Limit [dBm]	Verdict
11B	2412	Reference	5.18	5.18	---	PASS
		30~1000	5.18	-52.97	≤-24.82	PASS
		1000~26500	5.18	-48.03	≤-24.82	PASS
	2437	Reference	4.94	4.94	---	PASS
		30~1000	4.94	-52.99	≤-25.06	PASS
		1000~26500	4.94	-49.21	≤-25.06	PASS
	2462	Reference	6.09	6.09	---	PASS
		30~1000	6.09	-52.85	≤-23.91	PASS
		1000~26500	6.09	-49.37	≤-23.91	PASS
11G	2412	Reference	1.53	1.53	---	PASS
		30~1000	1.53	-52.69	≤-28.47	PASS
		1000~26500	1.53	-49.33	≤-28.47	PASS
	2437	Reference	1.51	1.51	---	PASS
		30~1000	1.51	-53.1	≤-28.49	PASS
		1000~26500	1.51	-49.72	≤-28.49	PASS
	2462	Reference	3.90	3.90	---	PASS
		30~1000	3.90	-52.85	≤-26.1	PASS
		1000~26500	3.90	-49.96	≤-26.1	PASS
11N20SISO	2412	Reference	2.62	2.62	---	PASS
		30~1000	2.62	-51.56	≤-27.38	PASS
		1000~26500	2.62	-49.65	≤-27.38	PASS
	2437	Reference	2.57	2.57	---	PASS
		30~1000	2.57	-52.83	≤-27.43	PASS
		1000~26500	2.57	-49.45	≤-27.43	PASS
	2462	Reference	3.02	3.02	---	PASS
		30~1000	3.02	-53.29	≤-26.98	PASS
		1000~26500	3.02	-49.62	≤-26.98	PASS
11N40SISO	2422	Reference	0.54	0.54	---	PASS
		30~1000	0.54	-51.96	≤-29.46	PASS
		1000~26500	0.54	-49.19	≤-29.46	PASS
	2437	Reference	0.89	0.89	---	PASS
		30~1000	0.89	-52.99	≤-29.11	PASS
		1000~26500	0.89	-49.56	≤-29.11	PASS
	2452	Reference	-0.73	-0.73	---	PASS

		30~1000	-0.73	-53.62	≤-30.73	PASS
		1000~26500	-0.73	-49.96	≤-30.73	PASS

Test Graphs

11B_Ant1_2412_0~Reference

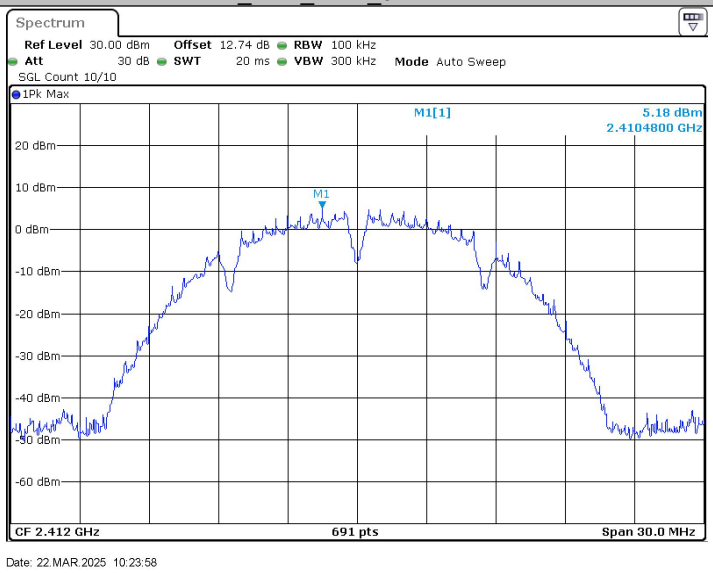

11B_Ant1_2412_30~1000

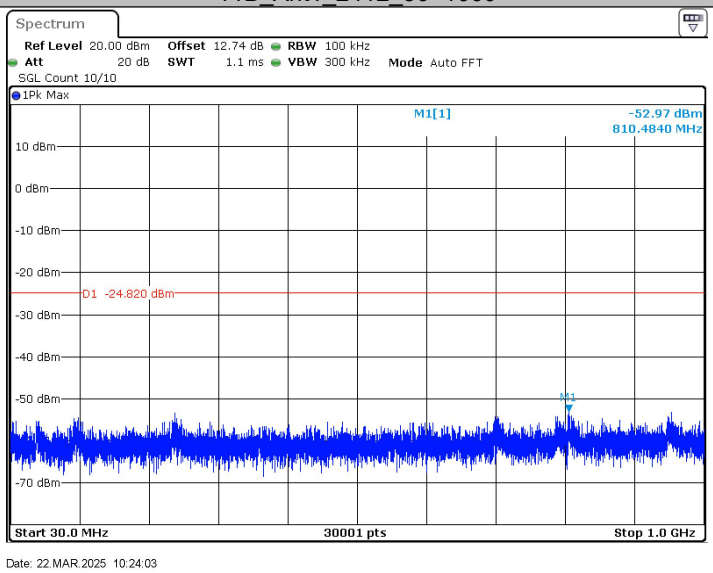

11B_Ant1_2412_1000~26500

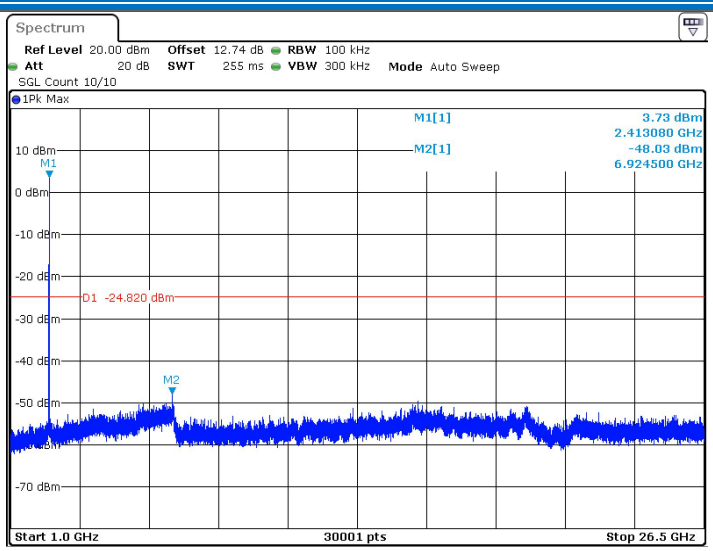

Date: 22.MAR.2025 10:24:13

11B_Ant1_2437_0~Reference

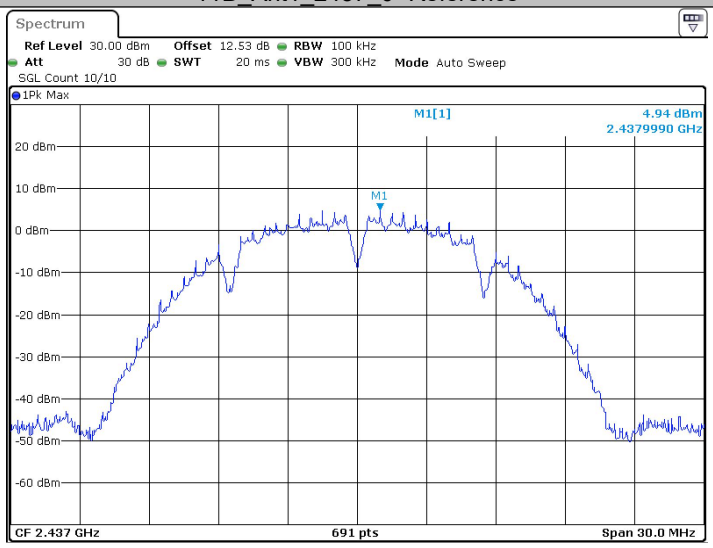

Date: 22.MAR.2025 10:27:23

11B_Ant1_2437_30~1000

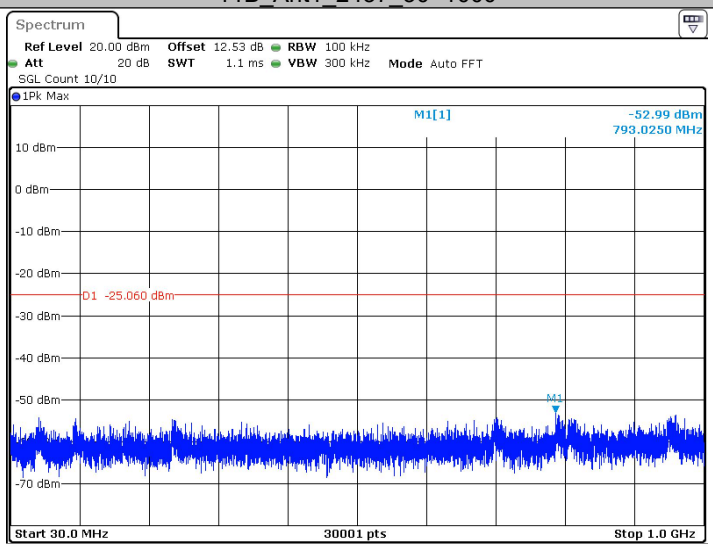

Date: 22.MAR.2025 10:27:28

11B_Ant1_2437_1000~26500

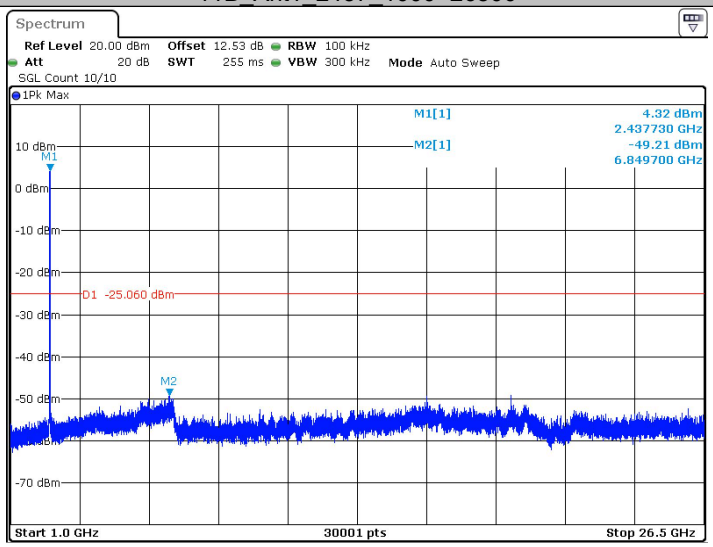

Date: 22.MAR.2025 10:27:38

11B_Ant1_2462_0~Reference

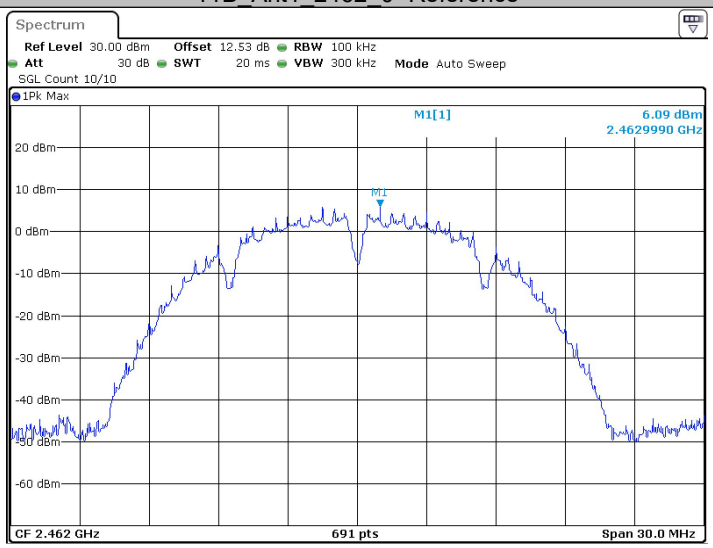

Date: 22.MAR.2025 10:28:18

11B_Ant1_2462_30~1000

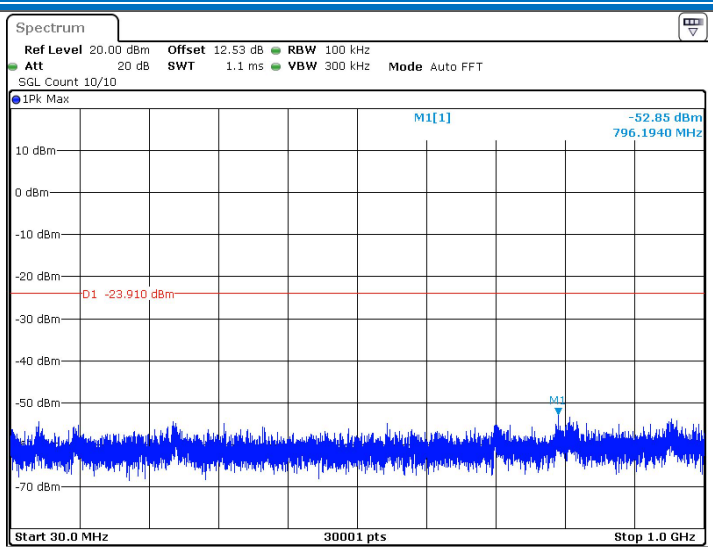

Date: 22.MAR.2025 10:28:22

11B_Ant1_2462_1000~26500

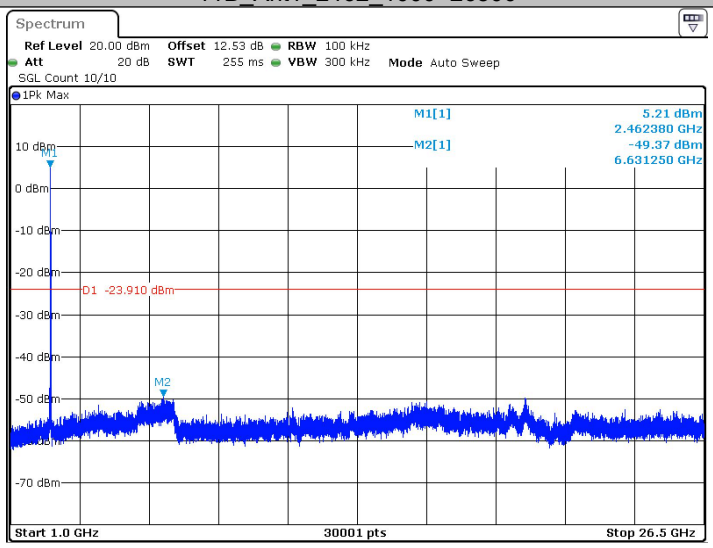

Date: 22.MAR.2025 10:28:33

11G_Ant1_2412_0~Reference

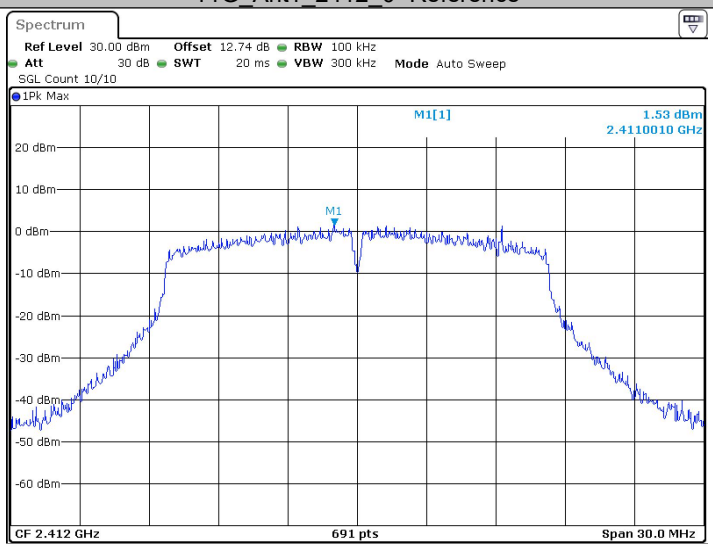

Date: 22.MAR.2025 10:29:41

11G_Ant1_2412_30~1000

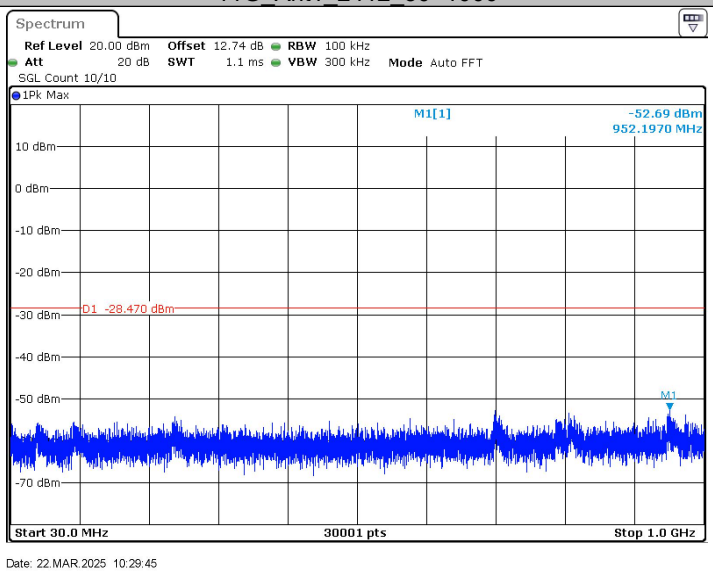

11G_Ant1_2412_1000~26500

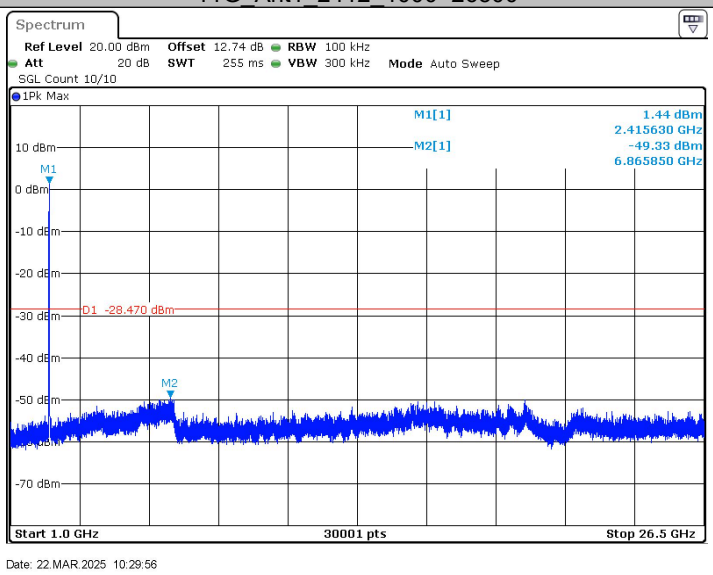

11G_Ant1_2437_0~Reference

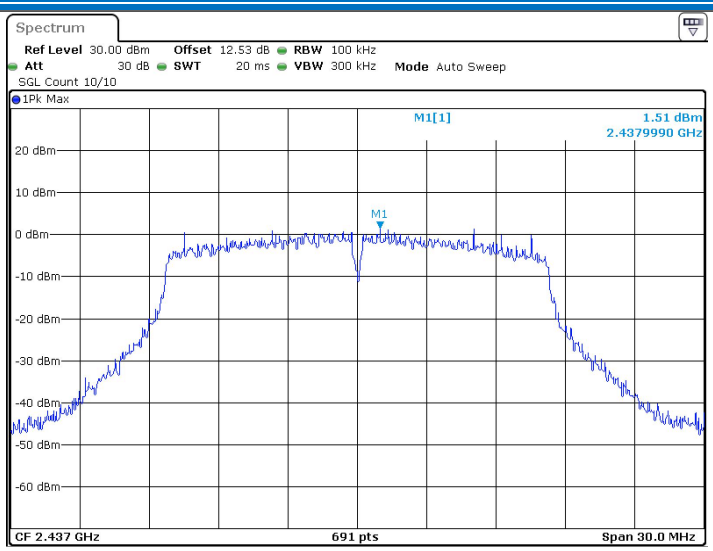

Date: 22.MAR.2025 10:30:42

11G_Ant1_2437_30~1000

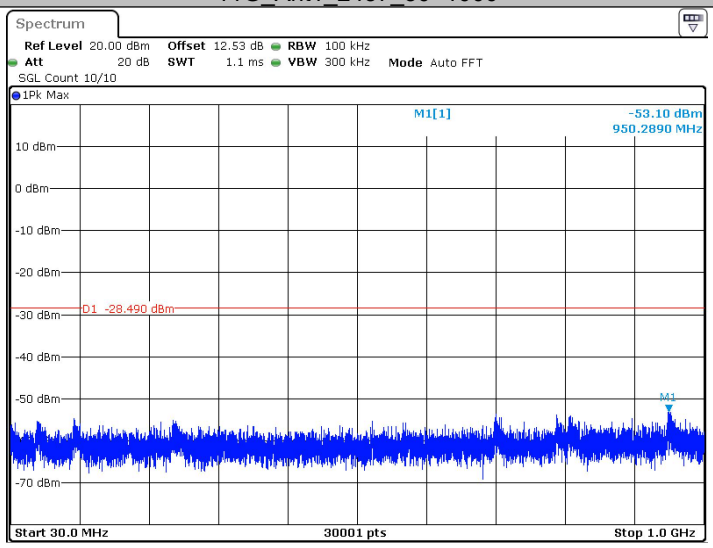

Date: 22.MAR.2025 10:30:47

11G_Ant1_2437_1000~26500

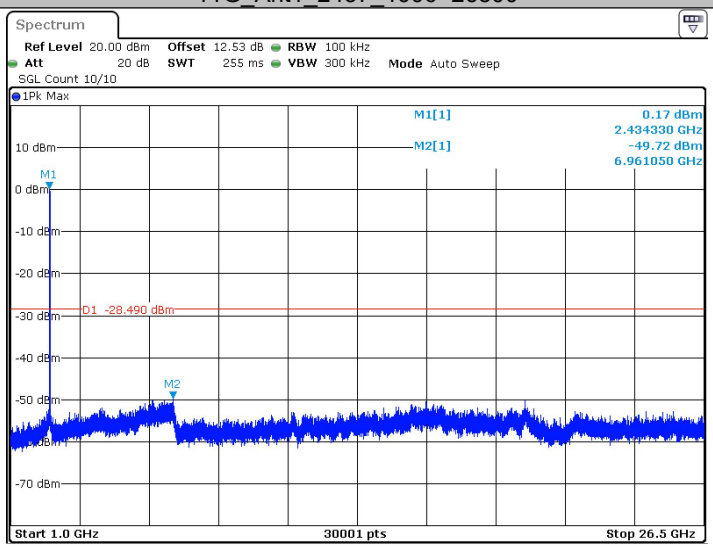

Date: 22.MAR.2025 10:30:57

11G_Ant1_2462_0~Reference

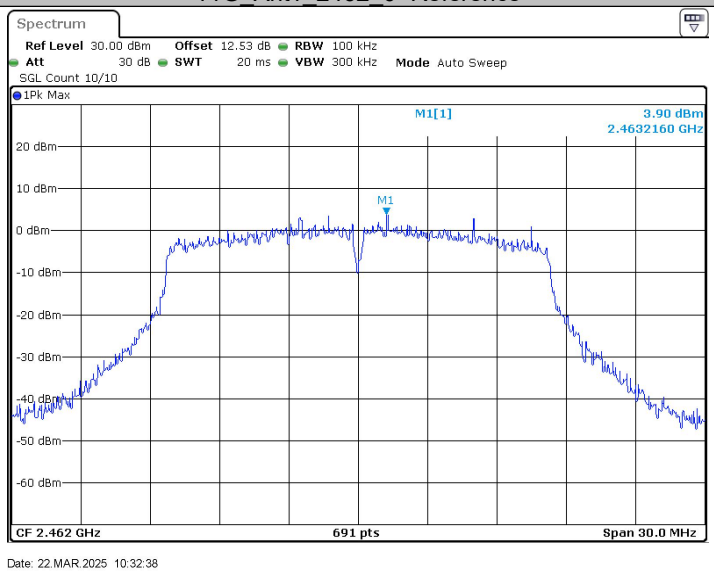

11G_Ant1_2462_30~1000

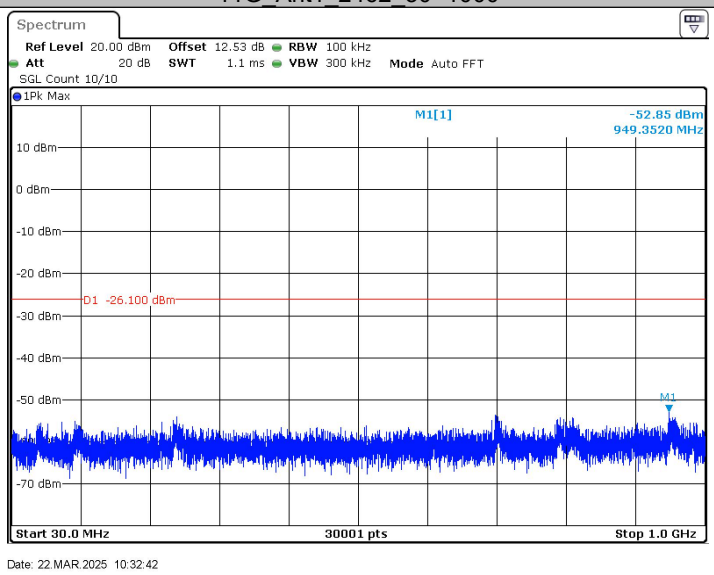

11G_Ant1_2462_1000~26500

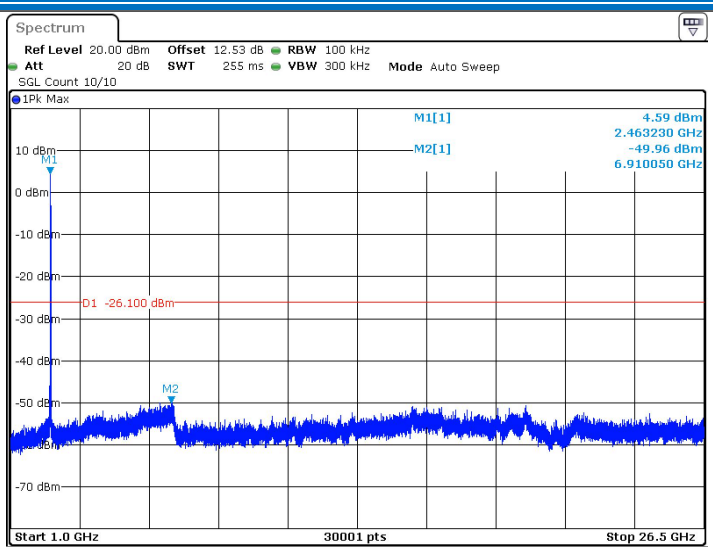

Date: 22.MAR.2025 10:32:53

11N20SISO_Ant1_2412_0~Reference

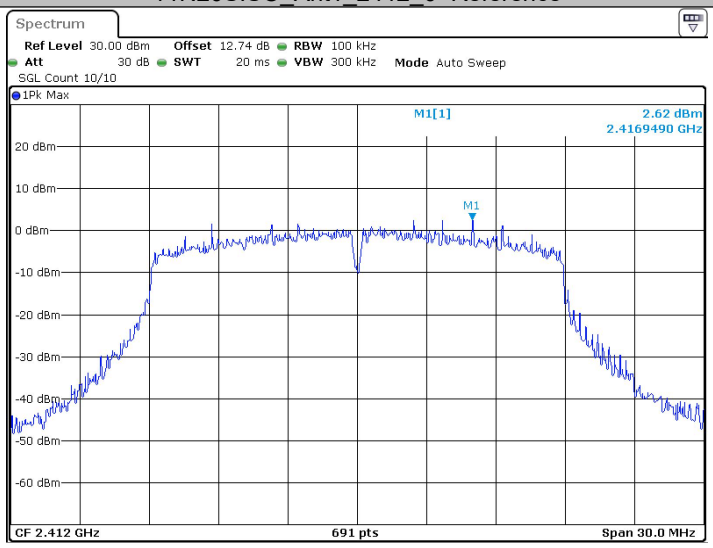

Date: 22.MAR.2025 10:33:44

11N20SISO_Ant1_2412_30~1000

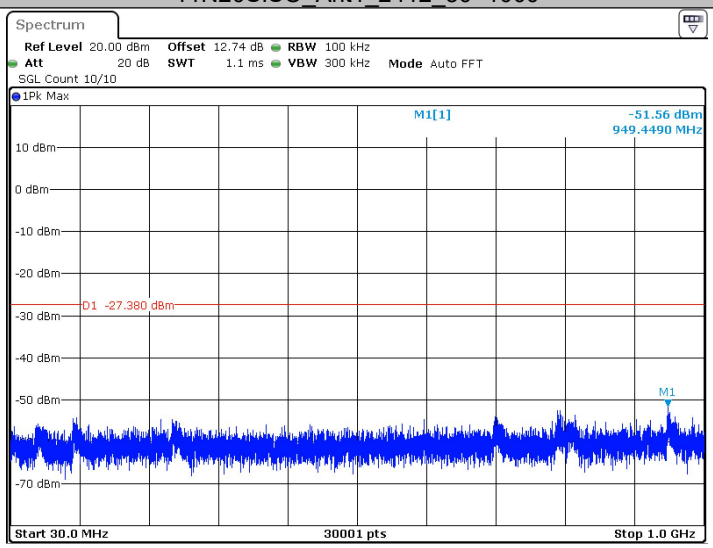

Date: 22.MAR.2025 10:33:48

11N20SISO_Ant1_2412_1000~26500

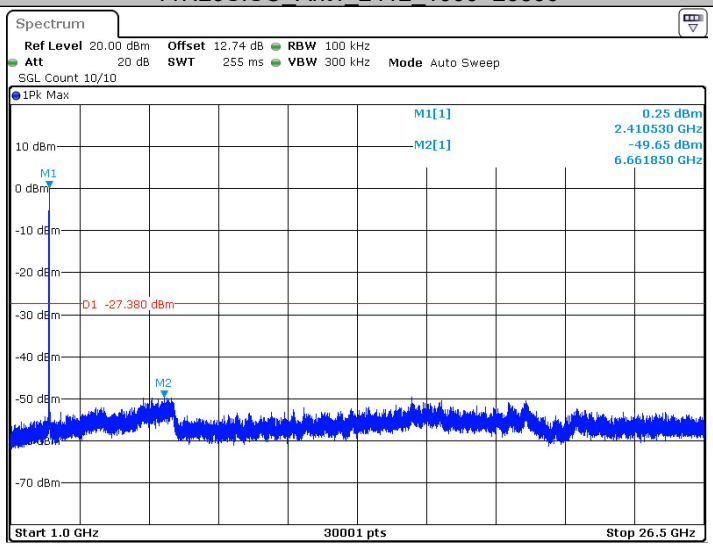

Date: 22.MAR.2025 10:33:59

11N20SISO_Ant1_2437_0~Reference

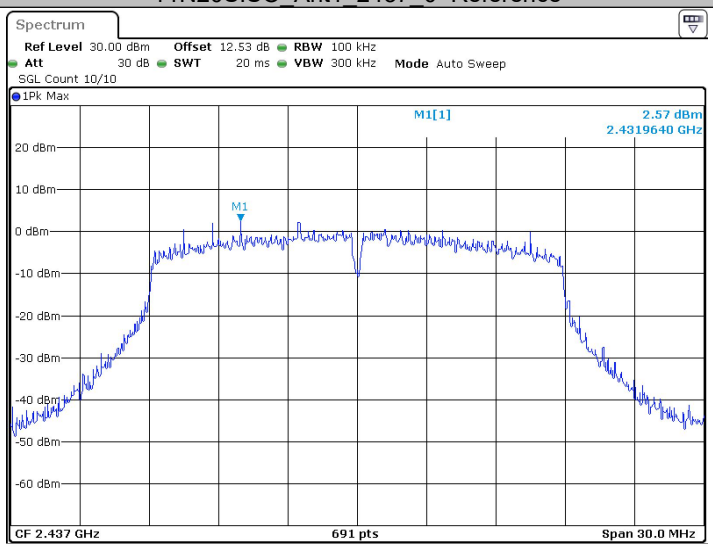

Date: 22.MAR.2025 10:34:29

11N20SISO_Ant1_2437_30~1000