11N40SISO_Ant1_5230

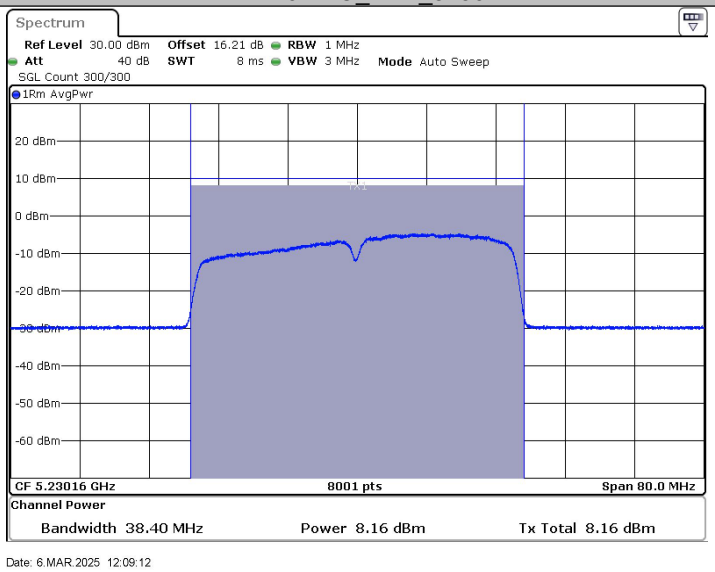

11N40SISO_Ant1_5270

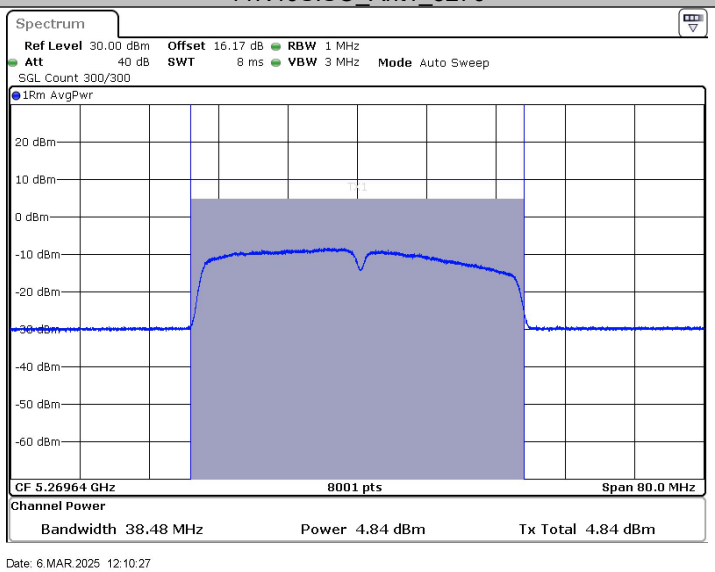

11N40SISO_Ant1_5310

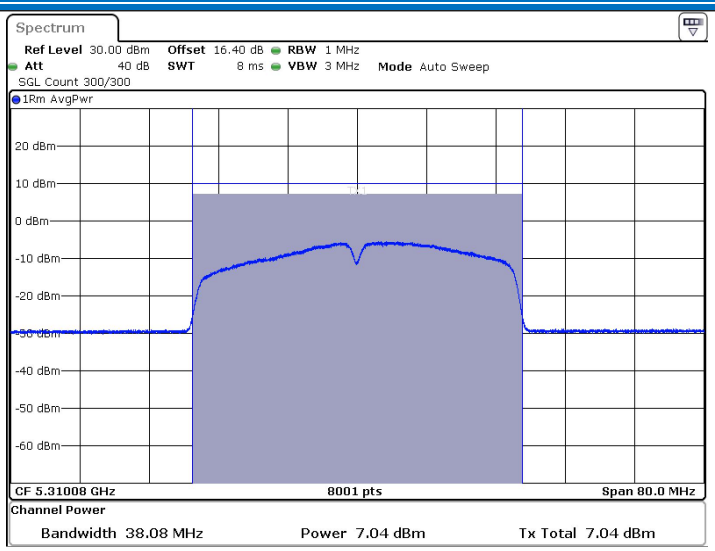

11N40SISO_Ant1_5510

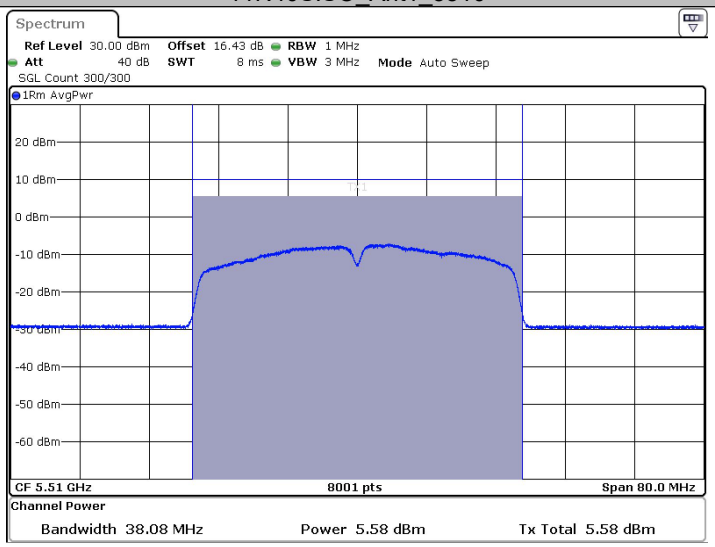

11N40SISO_Ant1_5550

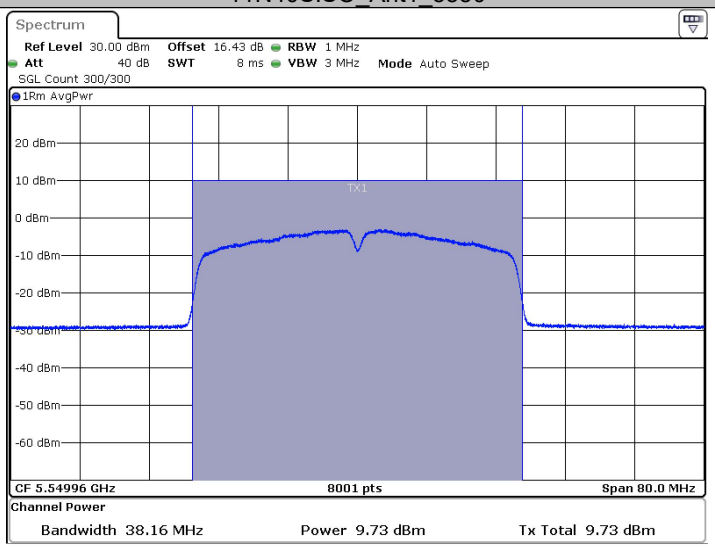

11N40SISO_Ant1_5670

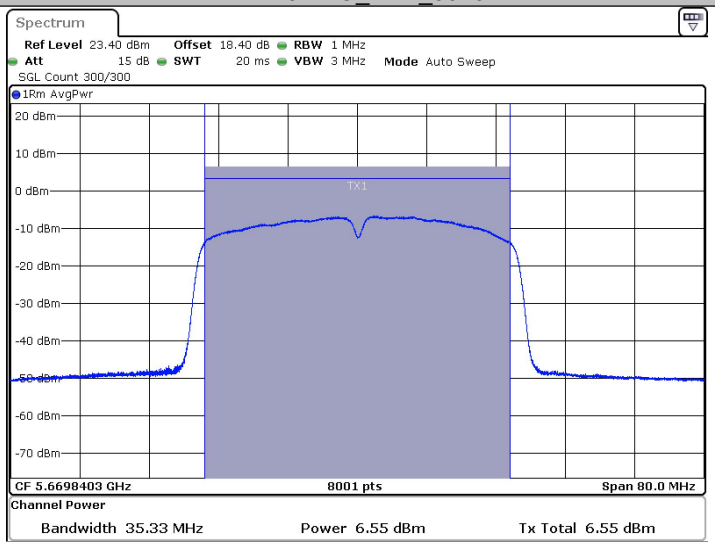

11N40SISO_Ant1_5755

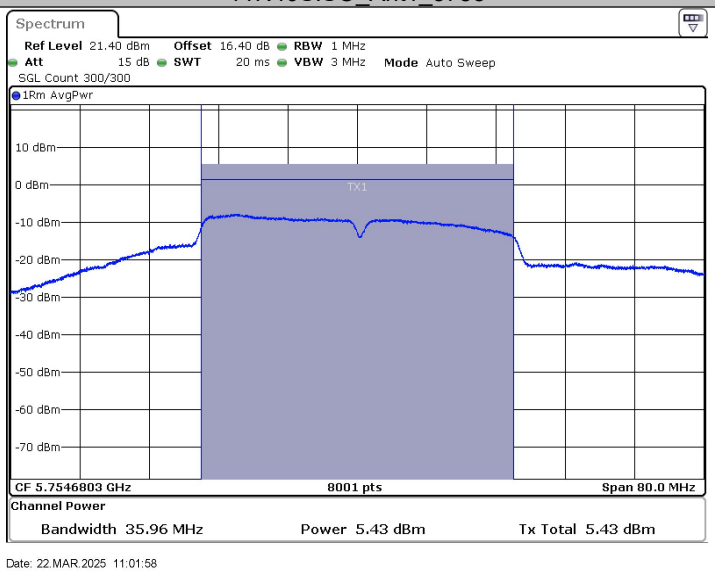

11N40SISO_Ant1_5795

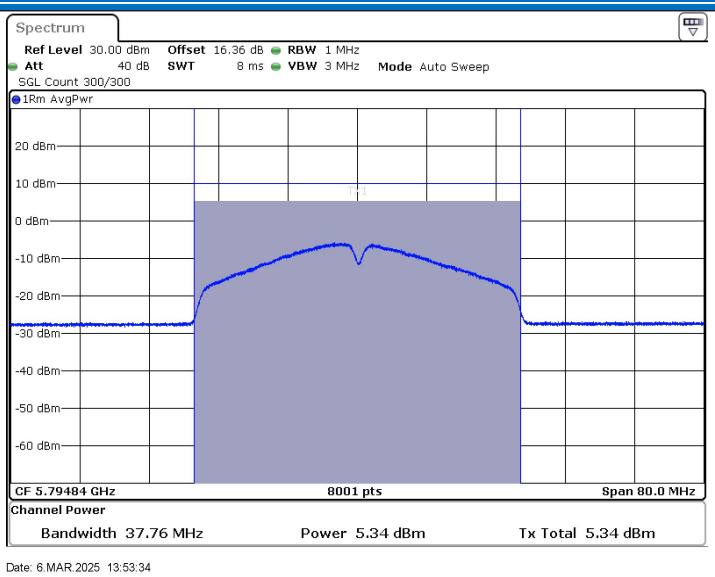

Remark:
Av.Power=Meas.Level+10 log (1/duty cycle)
E.i.r.p=Av.Power+G,
G = antenna gain in dBi.

Appendix C): Maximum Power Spectral Density

Test Requirement 47 CFR Part 15, Subpart C 15.407 (a)

Test Method: KDB 789033 D02 II F

Test Procedure:

For 5150-5725MHz:

1. Connect EUT RF output port to the Spectrum Analyzer through an RF attenuator
2. Set the EUT Work on operation frequency individually.
3. Set RBW = 1MHz.
4. Set the VBW ≥3*RBW. Detector = Peak. Trace mode = max hold.

For 5725-5850MHz:

1. Connect EUT RF output port to the Spectrum Analyzer through an RF attenuator
2. Set the EUT Work on operation frequency individually.
3. Set RBW = 500KHz.
4. Set the VBW ≥3*RBW. Detector = Peak. Trace mode = max hold.

Limit:

Frequency band(MHz)	Limit
5150-5250	≤17dBm in 1MHz for master device
	≤11dBm in 1MHz for client device
5250-5350	≤11dBm in 1MHz for client device
5470-5725	≤11dBm in 1MHz for client device
5725-5850	≤30dBm in 500 kHz
Remark:	The maximum power spectral density is measured as a conducted emission by direct connection of a calibrated test instrument to the equipment under test.

Test Setup Diagram

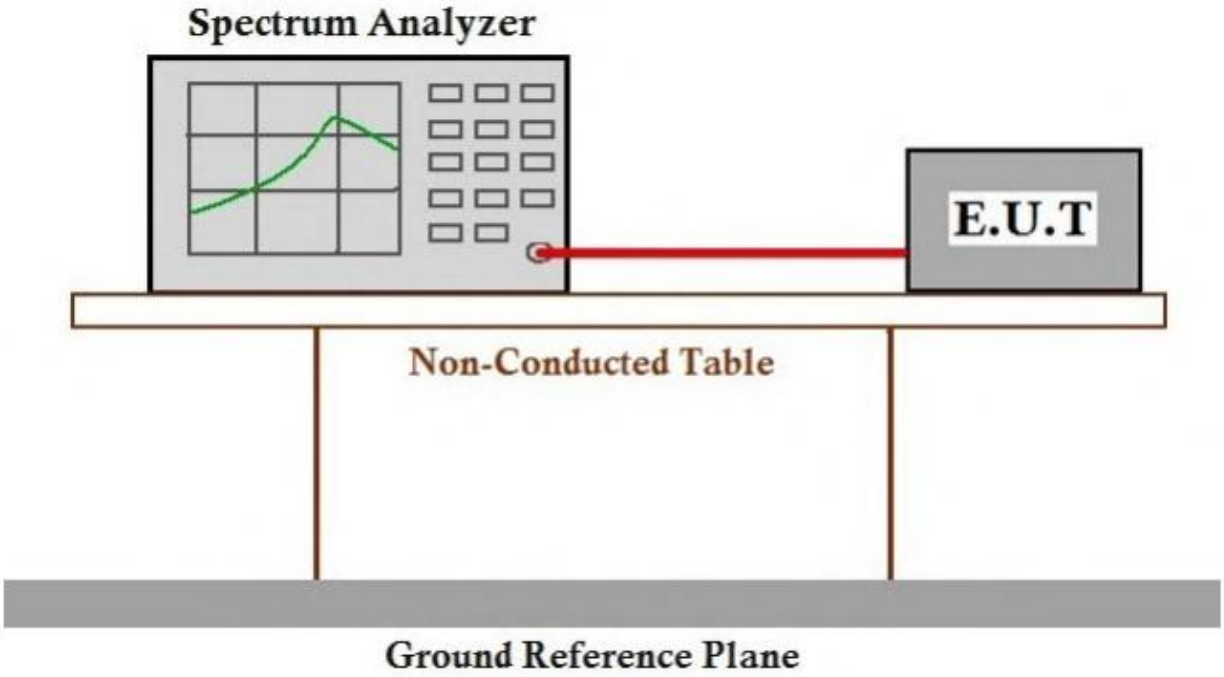
Spectrum Analyzer
E.U.T
Non-Conducted Table
Ground Reference Plane

Result Table

TestMode	Freq(MHz)	Result [dBm/MHz]	Limit[dBm/MHz]	Verdict
11A	5180	1.04	≤11.00	PASS
	5200	1.04	≤11.00	PASS
	5240	0.17	≤11.00	PASS
	5260	-6.12	≤11.00	PASS
	5280	-2.63	≤11.00	PASS
	5320	1.96	≤11.00	PASS
	5500	0.05	≤11.00	PASS
	5580	-1.69	≤11.00	PASS
	5700	-7.56	≤11.00	PASS
	5745	-6.12	≤30.00	PASS
	5785	-4.14	≤30.00	PASS
	5825	-6.79	≤30.00	PASS
11N20SISO	5180	0.16	≤11.00	PASS
	5200	0.81	≤11.00	PASS
	5240	-0.43	≤11.00	PASS
	5260	-2.03	≤11.00	PASS
	5280	-2.36	≤11.00	PASS
	5320	1.99	≤11.00	PASS
	5500	0.31	≤11.00	PASS
	5580	-1.70	≤11.00	PASS
	5700	-5.96	≤11.00	PASS
	5745	-5.32	≤30.00	PASS
	5785	-4.63	≤30.00	PASS
	5825	-6.99	≤30.00	PASS
11N40SISO	5190	-4.29	≤11.00	PASS
	5230	-3.67	≤11.00	PASS
	5270	-8.21	≤11.00	PASS
	5310	-4.40	≤11.00	PASS
	5510	-6.57	≤11.00	PASS
	5550	-2.31	≤11.00	PASS
	5670	-6.77	≤11.00	PASS
	5755	-10.93	≤30.00	PASS
	5795	-9.39	≤30.00	PASS

Remark:

PSD = Meas PSD + Duty Cycle Factor

11A_Ant1_5180

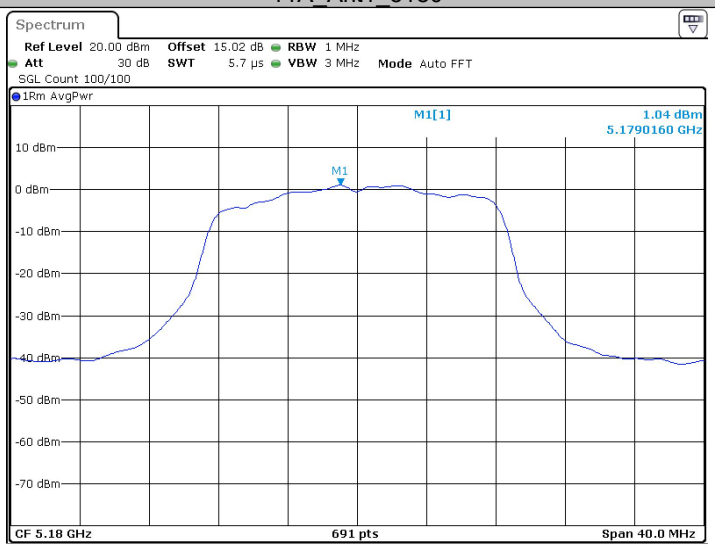

Date: 6.MAR.2025 10:52:17

11A_Ant1_5200

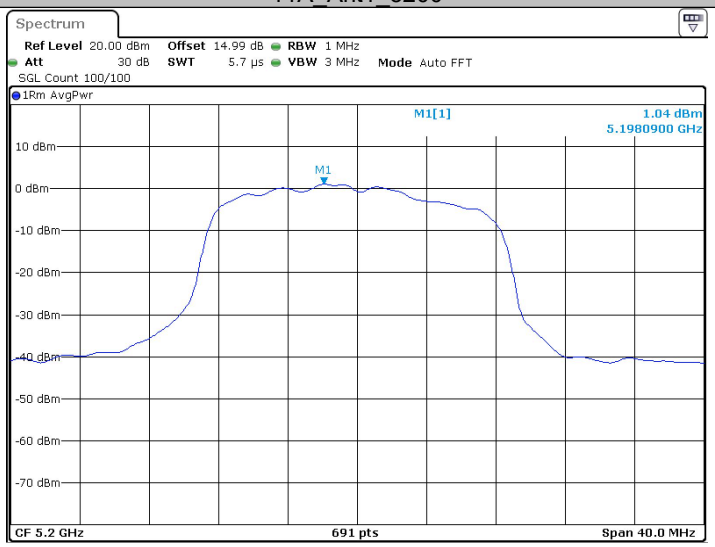

Date: 6.MAR.2025 10:57:37

11A_Ant1_5240

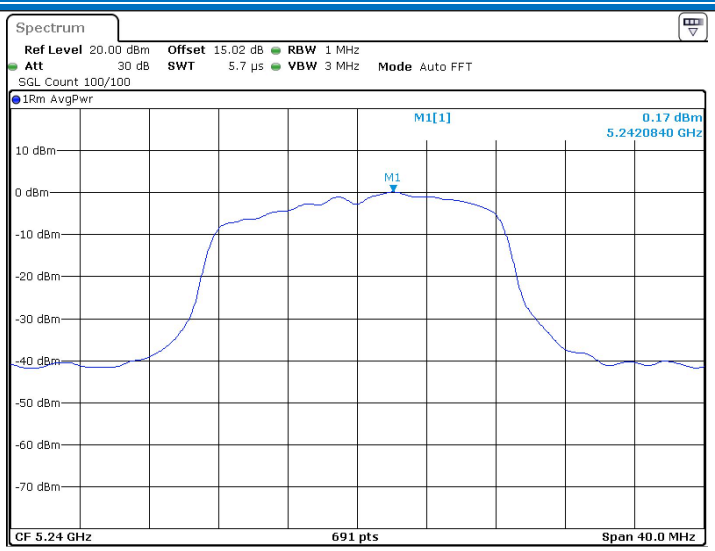

Date: 6.MAR.2025 11:03:33

11A_Ant1_5260

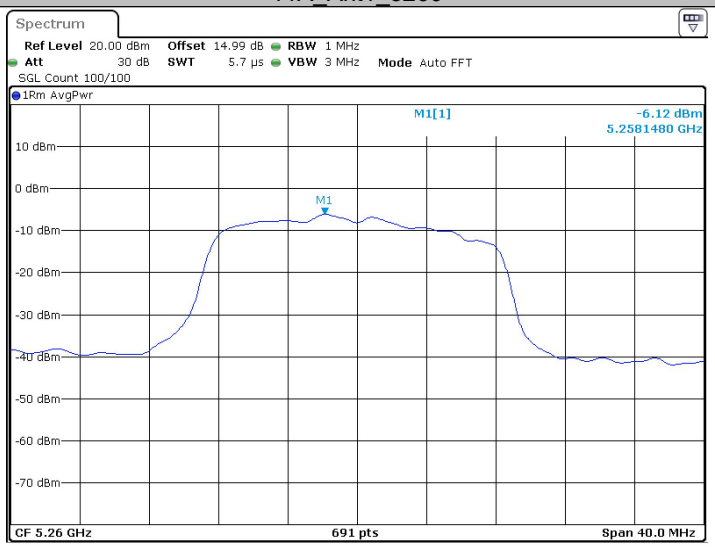

Date: 6.MAR.2025 11:05:14

11A_Ant1_5280

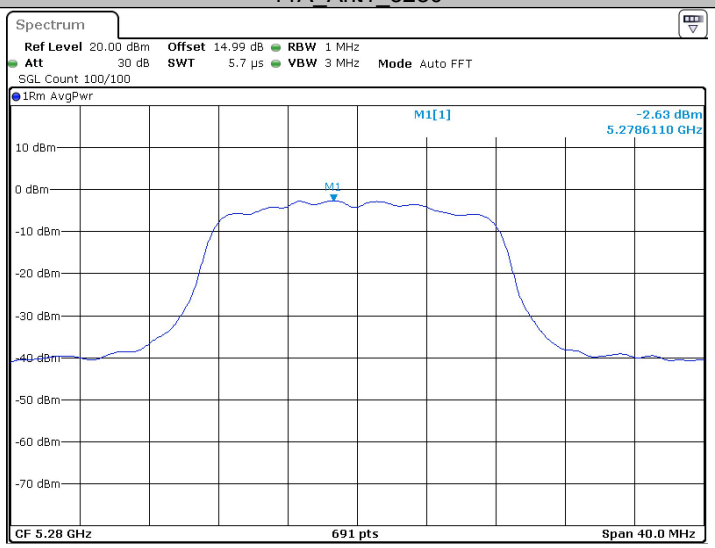

Date: 6.MAR.2025 11:08:14

11A_Ant1_5320

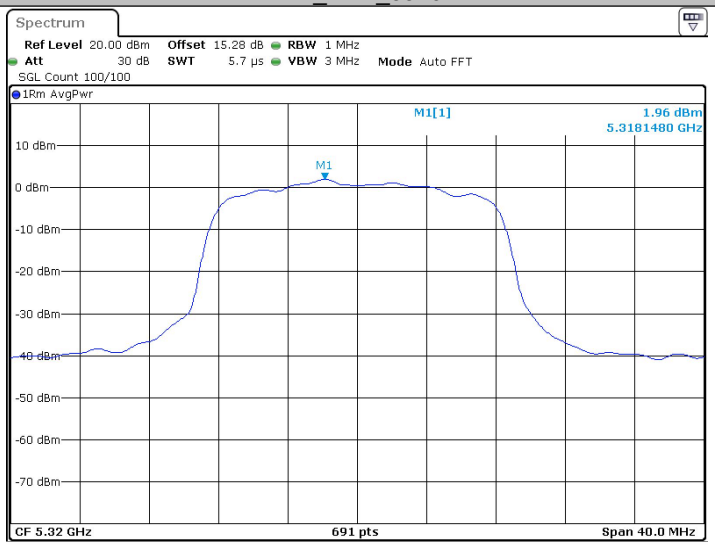

Date: 6.MAR.2025 11:14:05

11A_Ant1_5500

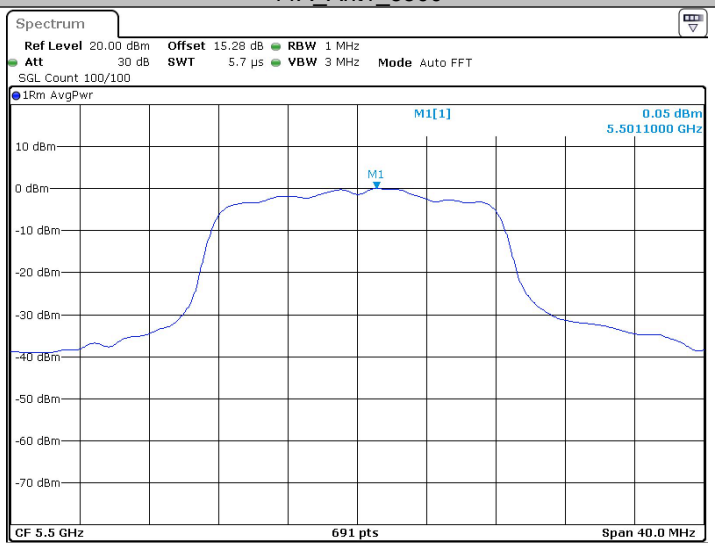

Date: 6.MAR.2025 11:17:07

11A_Ant1_5580

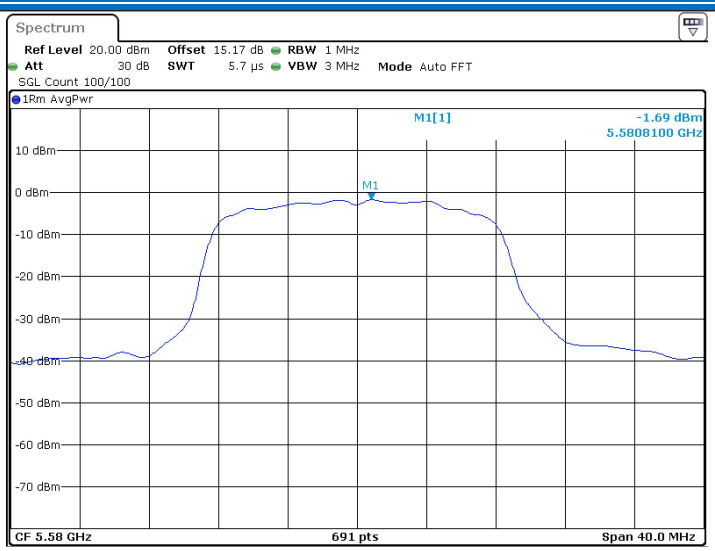

Date: 6.MAR.2025 11:19:44

11A_Ant1_5700

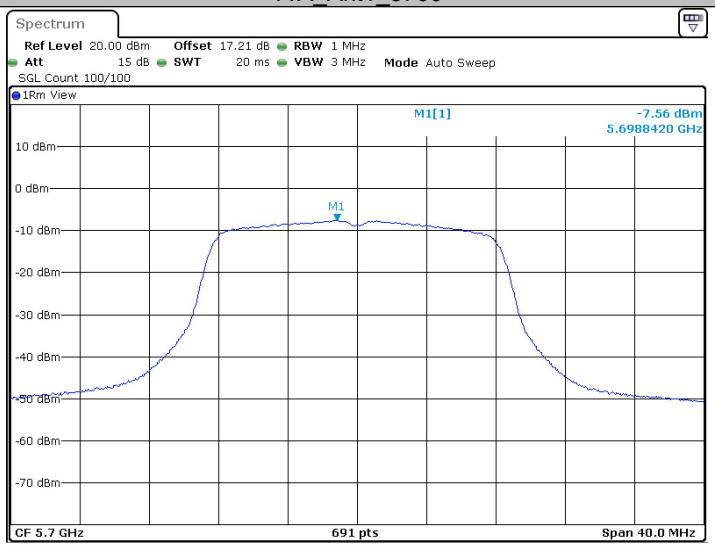

Date: 5.JUN.2025 10:37:12

11A_Ant1_5745

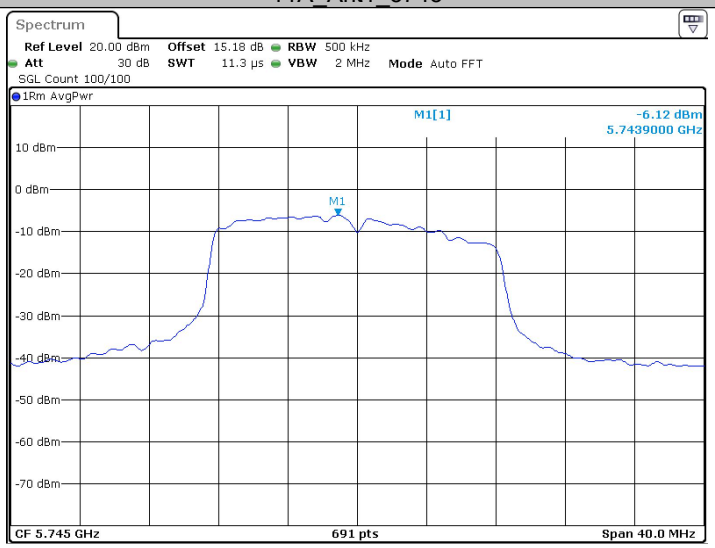

Date: 6.MAR.2025 11:23:53

11A_Ant1_5785

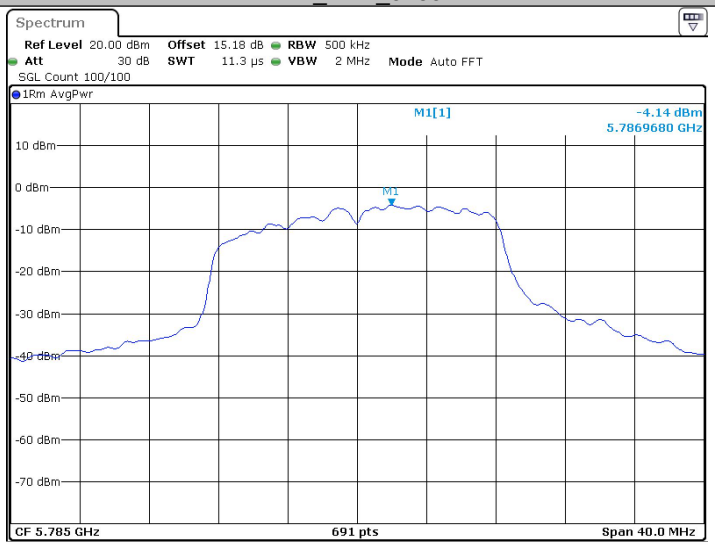

Date: 6.MAR.2025 11:25:28

11A_Ant1_5825

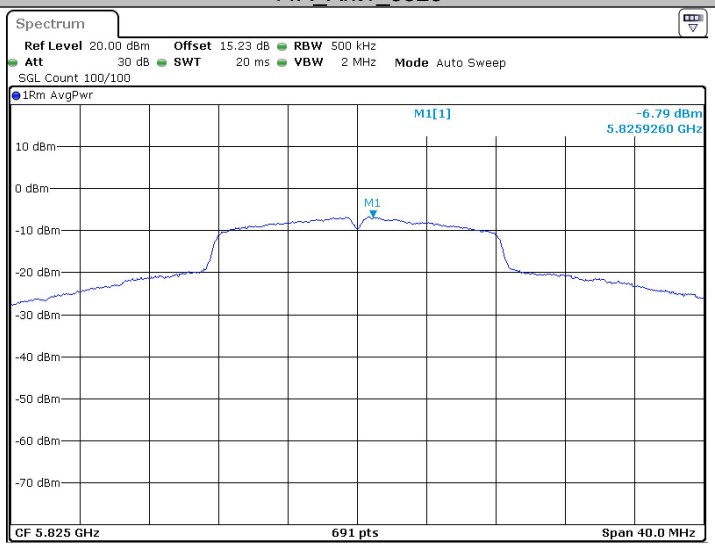

Date: 22.MAR.2025 10:50:33

11N20SISO_Ant1_5180

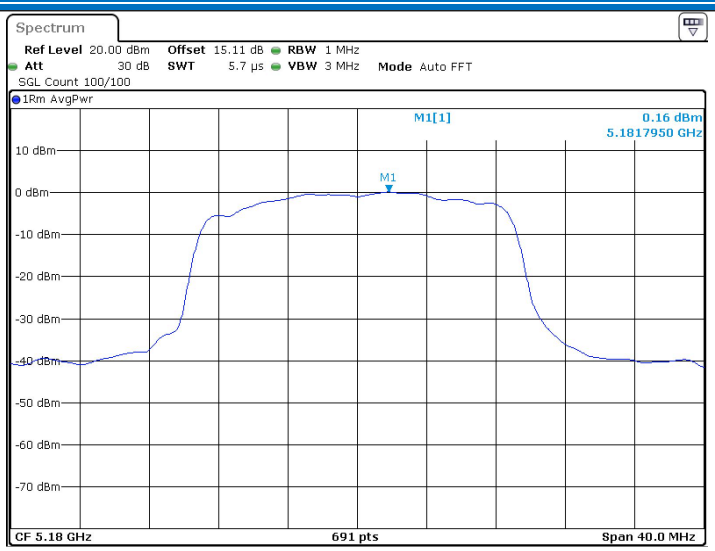

Date: 6.MAR.2025 11:37:38

11N20SISO_Ant1_5200

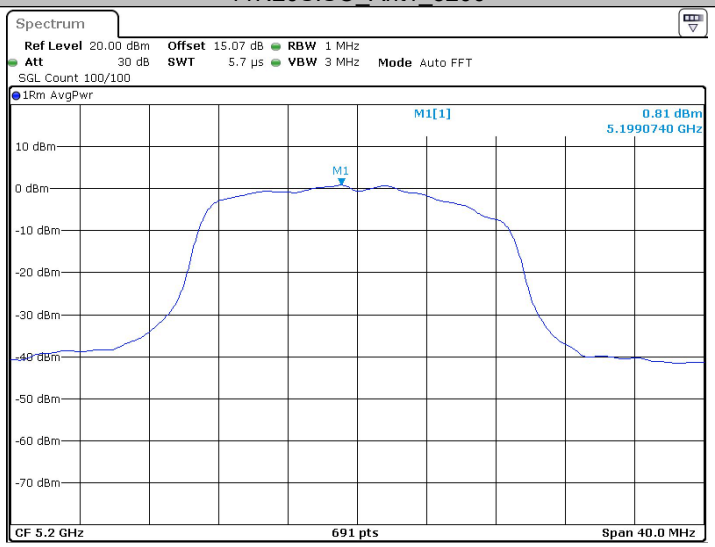

Date: 6.MAR.2025 11:39:57

11N20SISO_Ant1_5240

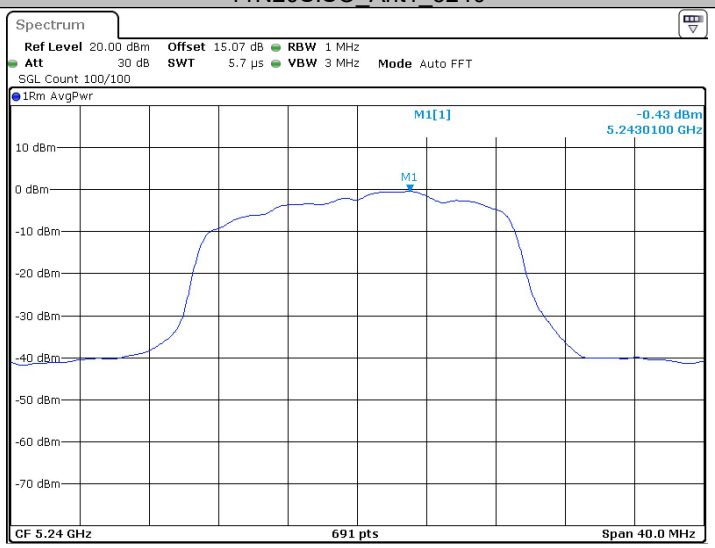

Date: 6.MAR.2025 11:47:33

11N20SISO_Ant1_5260

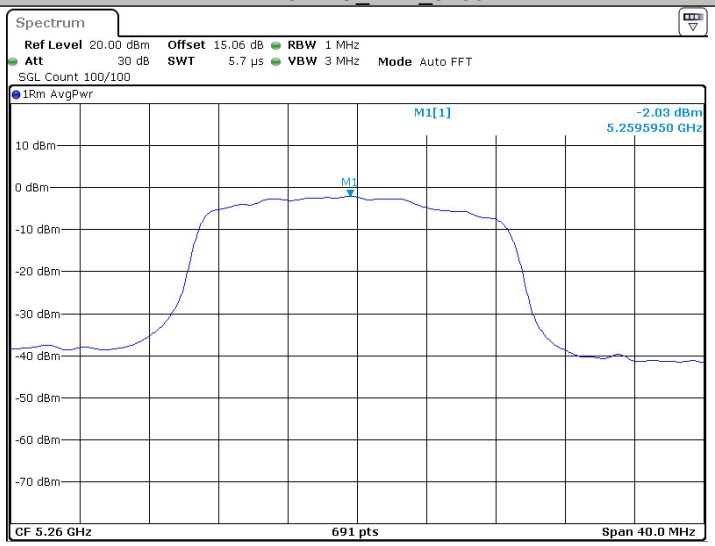

Date: 6.MAR.2025 11:49:08

11N20SISO_Ant1_5280

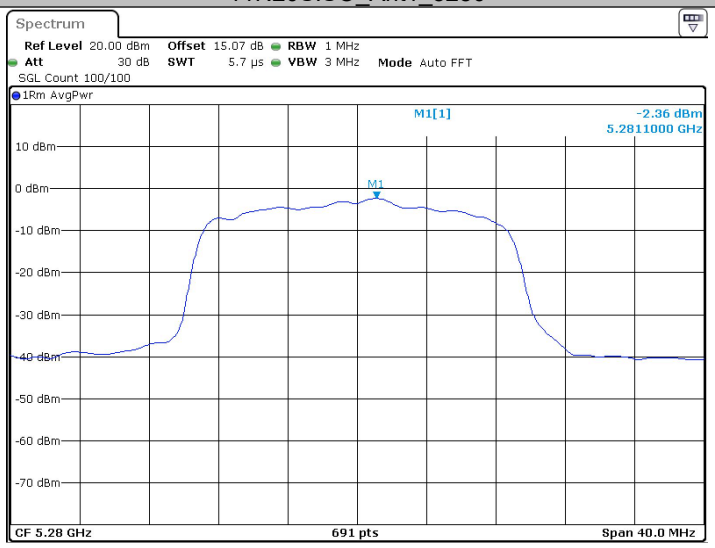

Date: 6.MAR.2025 11:50:24

11N20SISO_Ant1_5320

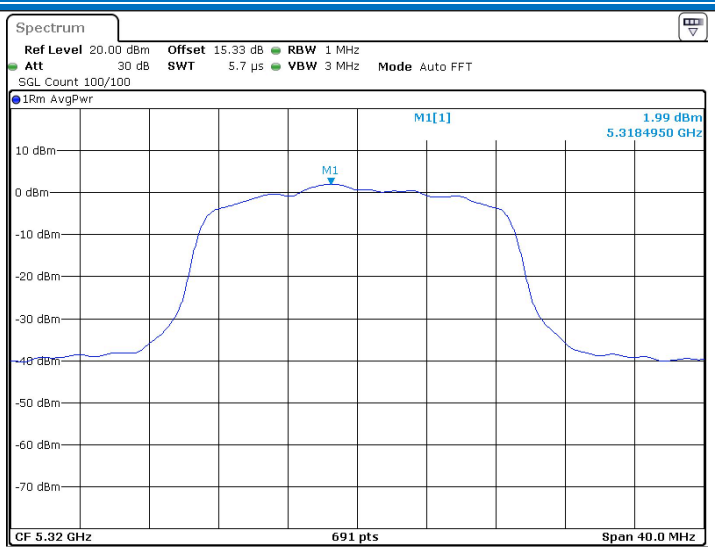

Date: 6.MAR.2025 11:51:45

11N20SISO_Ant1_5500

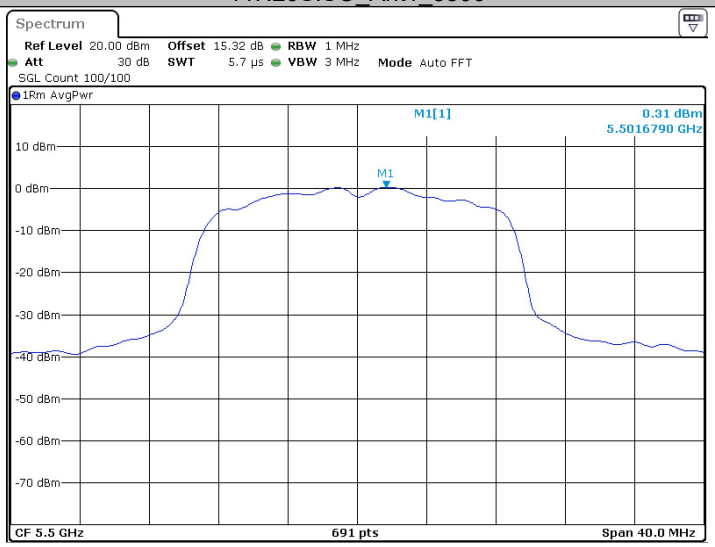

Date: 6.MAR.2025 11:53:23

11N20SISO_Ant1_5580

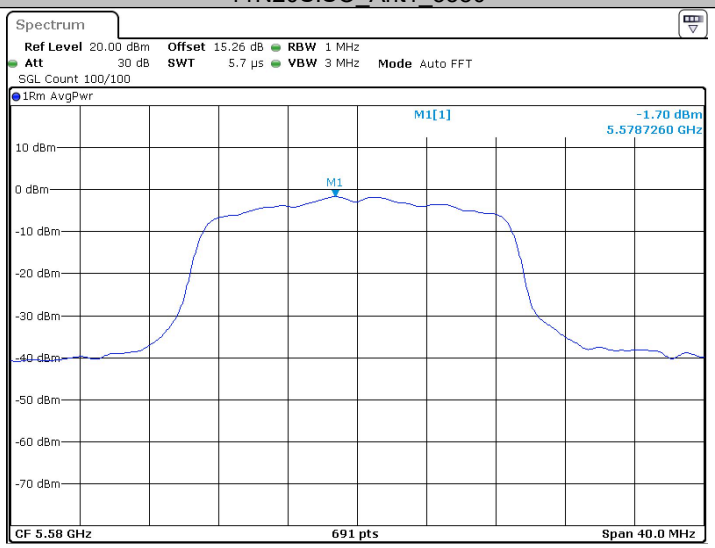

Date: 6.MAR.2025 11:55:15

11N20SISO_Ant1_5700

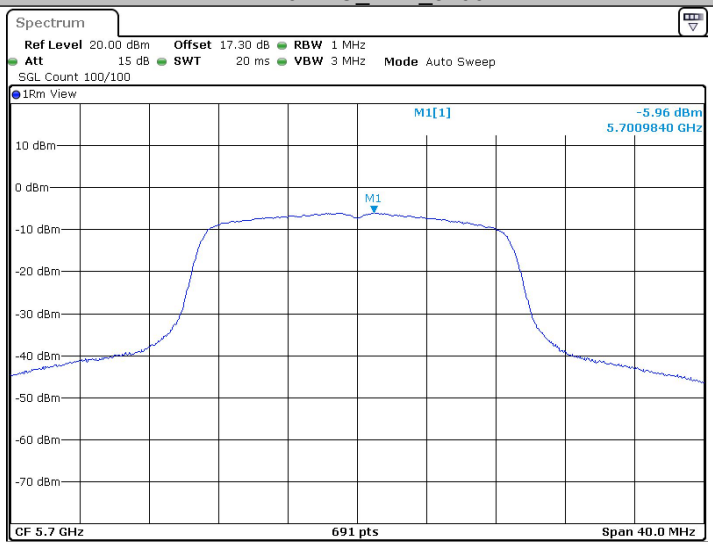

Date: 5.JUN.2025 10:42:40

11N20SISO_Ant1_5745

Date: 22.MAR.2025 10:46:59

11N20SISO_Ant1_5785

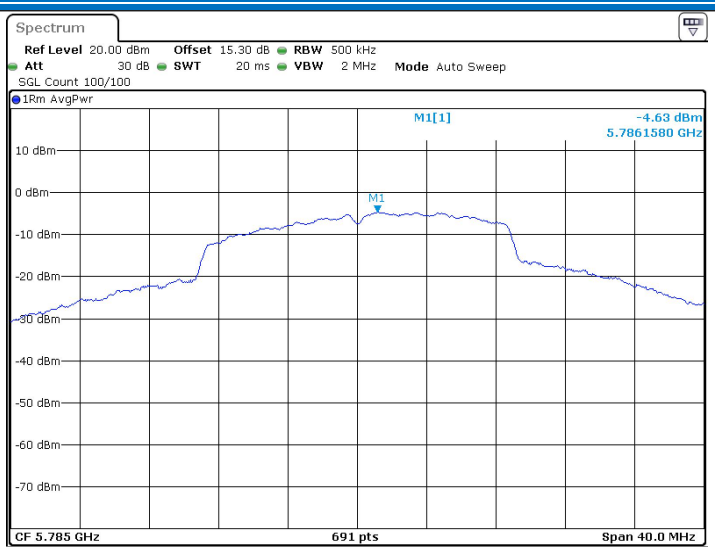

Date: 22.MAR.2025 10:51:54

11N20SISO_Ant1_5825

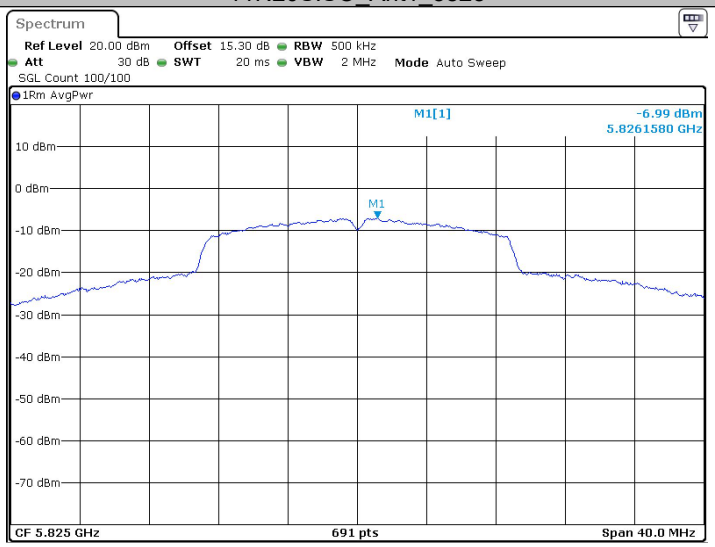

Date: 22.MAR.2025 10:52:58

11N40SISO_Ant1_5190

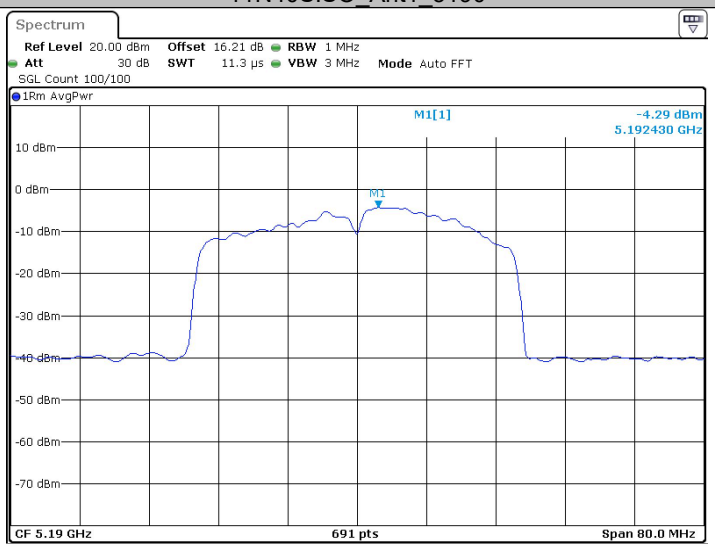

Date: 6.MAR.2025 12:06:42