Packing Content & Specifications:

- Graphene 100% cobalt polymer battery
- Battery capacity: 5,000mAh/3.92V/19.6Wh
- Theoretical capacity: ≤ 3,850mAh(5V)
- Input(Type-C): PD 3.0 5V/3A, 9V/2A(18W max)
- Output(Type-C): PD 3.0 5V/3A, 9V/2.22A, 12V/1.67A(20W max)
- Wireless output(Phone): 5W/7.5W/10W/15W(max)
- Wireless output(Airpods): 5W(max)
- Wireless output(Watch): 3W(max)
- Total output: 15W(max)
- Dimensions: H102 x W69 x D8(mm)
- Weight: 140g



Type-C to Type-C Cable

Introduction:

1: Appearance Introduction

1. Input & Output(Type-C)
2. Phone stand
3. LED display
4. Power button
5. Wireless Charger

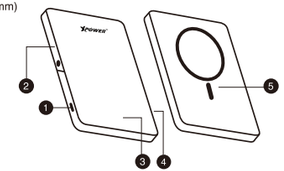

2: M5K2 is applied to charge for devices with input DC 5-9V, equipped with charging cable compatible with most mobile phones and other digital communication devices.

User Guide:

Charging devices:

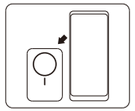

1. Put your Qi device on the wireless charger, it will start charging automatically.*

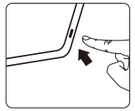

2. Or press the power button to power on first. Then put your Qi device on the wireless charger.

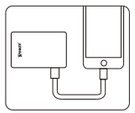

3. For Type-C output, press power button and connect M5K2 to your devices with charging cable. It will start charging.

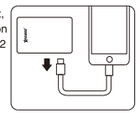

4. Disconnect with your device after 30 seconds, M5K2 will turn off automatically.

*iPhone and partly Android ONLY

Charging M5K2:
Insert the Type-C connector of the charging cable provided into the input port of M5K2, and insert the other Type-C connector into the output port of your charger(sold separately).

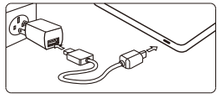

Warm Tips:

- Avoid crash, hit, scrap, throw and prevent any damage to the power bank.
- Please do not put the magnetic strip or chip card on the charger, otherwise ID magnetic card will lose efficacy.
- Please do not put the metal (Such as coin etc.) on the charging pad when charging,to avoid damage from heating.
- You may use the dry cloth to clean the product but avoid to use with any chemical cleaning product.
- If the weather or temperature is hot, the temperature of the XPower power bank and the charging device may be higher than normal during charging. The temperature will be higher when put both devices together. Thus, it is better if putting the XPower power bank in the air circulation environment and should be avoided storing in the handbag, on or under the bed, etc.
- If you have any technical problem on our product, please feel free to contact our customer service department.

FCC and CE Radiation Norm:

This equipment has tested and found to comply with the limits for Class B digital device pursuant to Part 15 of Federal Communications Commission (FCC) rules.

This equipment has tested and found to comply with the limits of the European Council Directive on the approximation of law of the member states relating to electromagnetic compatibility(89/336/EEC) according to EN 55022 Class B.

FCC and CE Compliance Statement

These limits are designed to reasonable protection against frequency interference in residential installation. This equipment generates, uses and can radiate radio frequency energy, and if not installed or used in accordance with the instructions, may cause harmful interference to radio communication. However, there is no guarantee that interference will not occur in television reception, which can be determined by turning the equipment off and on. The user is encouraged to try and correct the interference by one or more of the following measures: Reorient or relocate the receiving antenna increase the separation between the equipment and the receiver Connect the receiver is connected to,

RoHS stands for Restriction of Hazardous Substances, and impacts the entire electronics industry and many electrical products as well. The original RoHS, also known as Directive 2002/95/EC, originated in the European Union in 2002 and restricts the use of six hazardous materials found in electrical and electronic products. All applicable products in the EU market since July 1, 2006 must pass RoHS compliance.

Directive 2011/65/EU was published in 2011 by the EU, which is known as RoHS-Recast or RoHS 2. RoHS 2 includes a CE-marking directive, with RoHS compliance now being required for CE marking of products. RoHS 2 also added Categories 8 and 9, and has additional compliance recordkeeping requirements.

CAUTION!

The Federal Communication Commission warns the user that changes or modifications to the unit not expressly approved by the party responsible for compliance could void the user's authority to operate the equipment.

Disclaimer Statement

Thank you for your choice to purchase and use XPower products! Please read this user manual carefully before using the product, to ensure correct operation method. We strongly recommend you to make data backup before using this product so as to make sure your data are completely safe. As the equipment manufacturer, XPower do not afford any direct or indirect responsibility for documents and data lose caused by any factor. Manufacturers do not have the obligation to afford any compensation and data recovery. XPower do not make special promise to users and distributors. XPower do not afford any unexpected data lose, direct or indirect loss. If you start to use this product, that means you understand and accept this disclaimer!

Copyright Description

All XPower products and relative data's belong to XPower International Trading Ltd. . XPower International Trading Ltd. have the right of produce and copyright, reproduction is prohibited. This user manual includes, but not limited to all information with copyright protection, without permission from XPower International Trading Ltd. , no one is allowed to clone, copy, excerpt, translation or use for other things.

This user manual does not have any form of warranty, position statement or other hint. If there is any direct or indirect data lose, economic loss or enterprise bankruptcy caused by this user manual or its product information mentioned, XPower International Trading Ltd, and its staff will not afford any responsibility for that. Besides, the product specification and information mentioned in this user manual are just for your reference, and contents will update at any time without further notice. XPower International Trading Ltd. will not take responsibility for any error or negligence in this user manual.

The product name mentioned in this user manual can be only used for identification, and this name may be part of the other company's registered trademark or production rights. When below two situations happened, this product will not have XPower's warranty and service,

(1) The product does not belong to XPower's authorization of warranty, specification alteration and parts replacement.

(2) Product bar code is vague or lost. The user manual will update as the product specification or driver's change. Please visit the XPower International Trading Ltd. official website to get the details: www.xpower.com.hk .

技術規格與包裝清單:

- 100%純鈷電池
- 電池容量: 5,000mAh/3.92V/19.6Wh
- 電池理論容量: ≤ 3,850mAh(5V)
- 最大輸入&輸出(Type-C): PD 3.0 5V/3A, 9V/2A 18W
- 最大輸出(Type-C): PD 3.0 5V/3A, 9V/2.22A, 12V/1.67A 20W
- 最大無線輸出(電話): 5W/7.5W/10W/15W
- 最大無線輸出(Airpods): 5W
- 最大無線輸出(Watch): 3W
- 最大總輸出: 15W
- 尺寸: H102 x W69 x D8(mm)
- 重量: 140g

Type-C > Type-C
充電線

產品介紹:

1: 外觀介紹:

1. 輸入&輸出(Type-C)
2. 支架
3. LED顯示屏
4. 電源鍵
5. 無線充電器

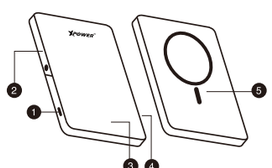

2: XPower M5K2適用於DC 5-9V輸入的設備充電，配備充電連接線，兼容大部份手機及其他電子設備。

使用指南:

對設備充電:

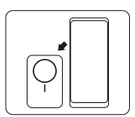

1. 把iPhone*放上無線充電器即可自動充電。

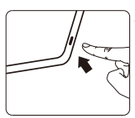

2. 或先按一下電源鍵以開啟充電器。再放其他支援Qi之裝置於無線充電器上即可充電。

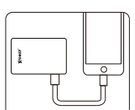

3. 或按下電源鍵後使用附送的充電線連接M5K2至你的裝置即可充電。

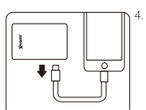

4. 當斷開連接超過30秒後，M5K2會自動關閉。

*一吸即充功能只限iPhone及部分Android

為M5K2充電:
用附送的Type-C線連接M5K2及
USB Type-C充電器(需另購)，即可為M5K2充電

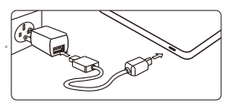

注意事項:

- 請避免強烈摔打、碰撞XPower充電器。
- 請不要將帶有磁條或芯片的磁卡（身份證，銀行卡等）放置在充電器上，以免做成磁卡失效。
- 請不要在充電時將金屬（硬幣等金屬物體）放置在充電器上以免，以免做成發熱損壞。
- 可用擰乾的濕棉布輕輕清潔XPower充電器，嚴禁使用其他化學溶液清洗。
- 如果天氣或溫度炎熱，充電時XPower充電器和手機的溫度會比正常高，放在一起後溫度會更高，故最好把XPower充電器放於空氣流通的地方，而且應該避免放於手袋、床上、書包內等，是需要空間散熱的。
- 本產品使用過程中如有任何問題，請與XPower客戶服務中心聯繫。

版權說明

感謝您購買並使用 XPower 的產品，請在使用該產品之前認真閱讀本說明書，以確保正確的操作方法。為了確保您的手機資料安全，我們強烈建議您做資料備份，XPower 作為設備產品製造商對於任何因素造成資料及資料丟失不承擔任何直接 或間接責任，製造商並不承擔任何賠償和資料恢復的義務。 XPower 相關產品以及資料均屬於XPower International Trading Ltd.。所有有其相關製作權及版權不得翻印。 本用戶手冊包括但不限於其所包含的所有資訊受到著作權保護，未經XPower International Trading Ltd. 許可，不得任意地仿製、拷貝、 摘抄、轉譯或為其他使用或處理；本用戶手冊沒有任何形式的擔保、立場表明或其它暗示，若有任何因 本用戶手冊或其所提到之產品的所有資訊，所引起直接或間接的資料 流程失、利益損失或事業終止，XPower International Trading Ltd. 及其所屬員工恕不為其擔負任何責任。除此之外，本使用者手冊所提 到的產品規格及資訊僅供參考，內容亦會隨時更新，恕不另行通知，XPower International Trading Ltd. 不負責本使用者手冊的任何錯誤 或疏失。本使用者手冊中所提及的產品名稱只能做為識別之用，而前述名稱可能是屬於其他公司的注冊商標或是製作權，當下列兩種情況發生時，本產品將不再受到XPower International Trading Ltd. 之保修及服務：

(1) 該產品曾經非XPower International Trading Ltd. 授權之維修、規格更改、零件替換；

(2) 產品序號模糊不清或喪失；產品規格或驅動程式改變，使用者手冊都會隨之更新。更新的詳細說明，請您訪問XPower International Trading Ltd. 官網: www.xpower.com.hk

WARRANTY REGISTRATION
網上保養登記

Model: M5K2

Simply register within
30 days of purchase at
www.xpower.com.hk

*XPower guarantees this product will be free from defects during normal use for the product's specified LIMITED WARRANTY period. If such a defect appears during the warranty period, XPower will repair or replace (at its option) the product without charge, except for transportation costs to and from the repair center in Hong Kong. If the product is no longer available, we reserve the right to substitute a comparable product. This warranty does not cover normal wear and tear, normal fading, alteration, abuse, misuse or neglect of the product, accidents, negligence, or dissatisfaction with product choice.

FCC Warning

This device complies with Part 15 of the FCC Rules. Operation is subject to the following two conditions:
(1) This device may not cause harmful interference, and (2) this device must accept any interference received, including interference that may cause undesired operation.

NOTE 1: This equipment has been tested and found to comply with the limits for a Class B digital device, pursuant to part 15 of the FCC Rules. These limits are designed to provide reasonable protection against harmful interference in a residential installation. This equipment generates, uses and can radiate radio frequency energy and, if not installed and used in accordance with the instructions, may cause harmful interference to radio communications. However, there is no guarantee that interference will not occur in a particular installation. If this equipment does cause harmful interference to radio or television reception, which can be determined by turning the equipment off and on, the user is encouraged to try to correct the interference by one or more of the following measures:
- Reorient or relocate the receiving antenna.
- Increase the separation between the equipment and receiver.
-Connect the equipment into an outlet on a circuit different from that to which the receiver is connected.
-Consult the dealer or an experienced radio/TV technician for help.

NOTE 2: Any changes or modifications to this unit not expressly approved by the party responsible for compliance could void the user's authority to operate the equipment.

The device has been evaluated to meet general RF exposure requirement. The device can be used in portable exposure condition without restriction.