Appendix Test Data

Report No.:	1816C40013112501	Test Sample No.:	1-2-2
Start Test Date:	2024.12.17	Finish Test Date:	2024.12.24
Test Engineer:	Joker Huang	Auditor:	Justin Feng
Temperature:	24.4℃	Relative Humidity:	57%
Pressure:	101kPa		

Appendix A: 6dB Bandwidth

Test Result

Test Mode	Antenna	Frequency[MHz]	6dB BW [MHz]	FL[MHz]	FH[MHz]	Limit[MHz]	Verdict
BLE_1M	Ant1	2402	0.67	2401.67	2402.34	0.5	PASS
BLE_1M	Ant1	2440	0.70	2439.64	2440.34	0.5	PASS
BLE_1M	Ant1	2480	0.66	2479.67	2480.33	0.5	PASS
BLE_2M	Ant1	2402	0.99	2401.46	2402.46	0.5	PASS
BLE_2M	Ant1	2440	1.10	2439.47	2440.57	0.5	PASS
BLE_2M	Ant1	2480	1.27	2479.34	2480.61	0.5	PASS

Test Graphs

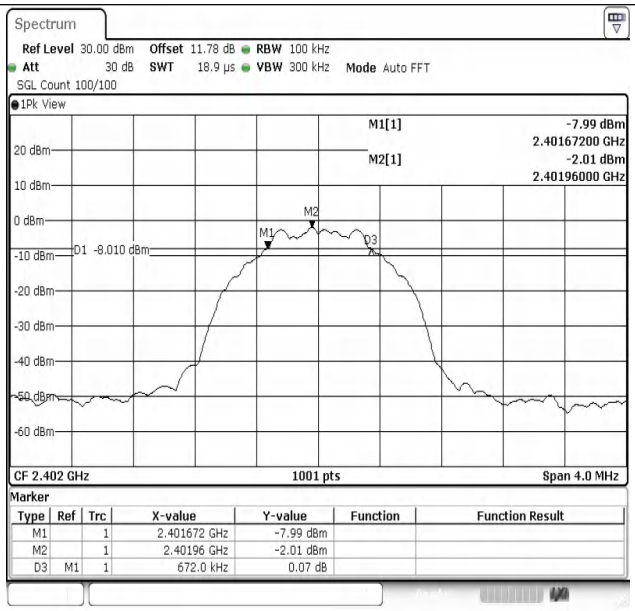

BLE_1M-Ant1-2402-PASS

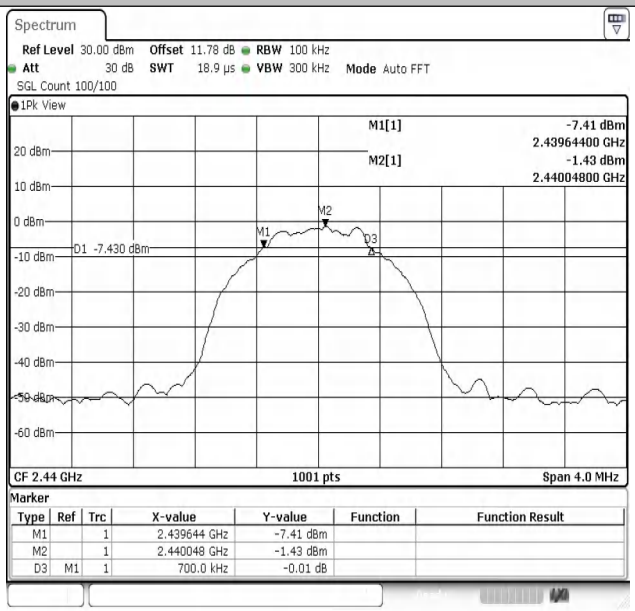

BLE_1M-Ant1-2440-PASS

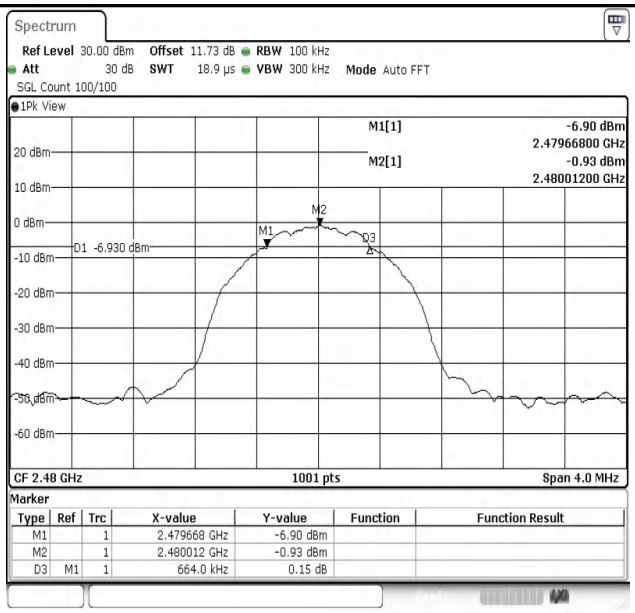

BLE_1M-Ant1-2480-PASS

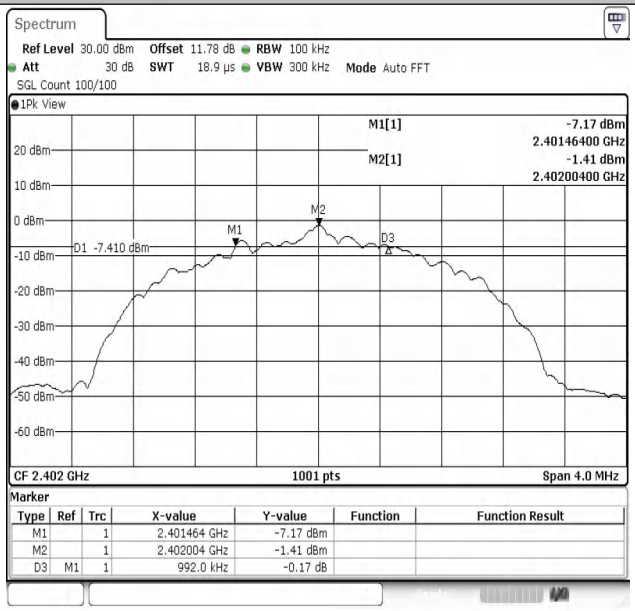

BLE_2M-Ant1-2402-PASS

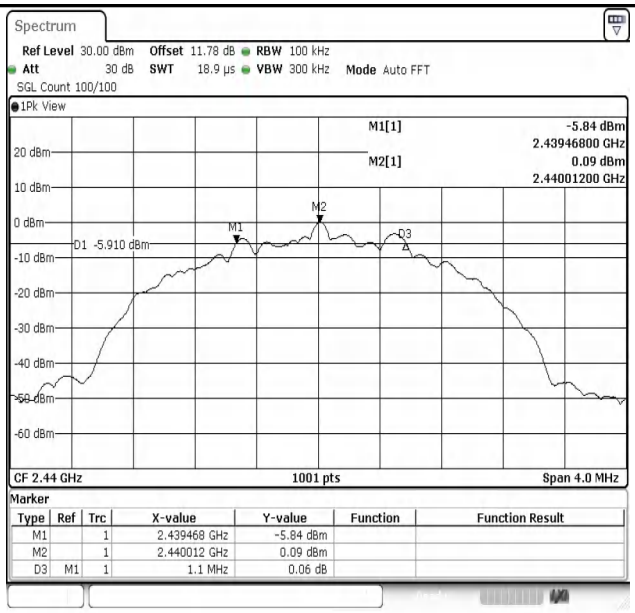

BLE_2M-Ant1-2440-PASS

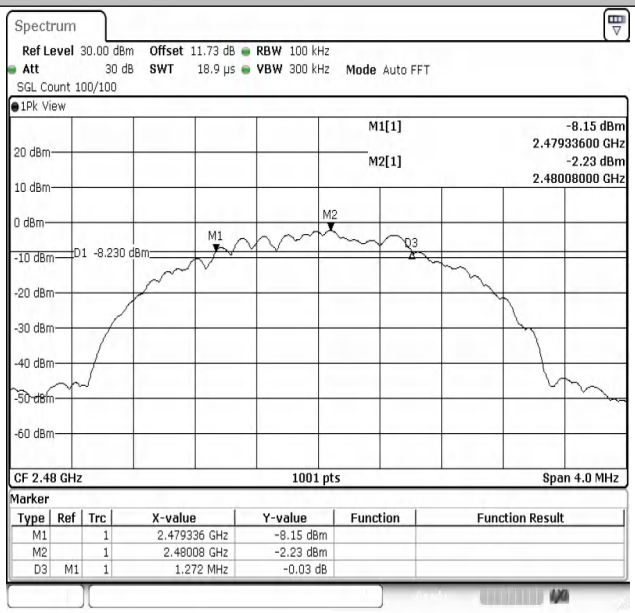

BLE_2M-Ant1-2480-PASS

Appendix B: 99% Occupied Bandwidth

Test Result

Test Mode	Antenna	Frequency[MHz]	OCB [MHz]	FL[MHz]	FH[MHz]	Limit[MHz]	Verdict
BLE_1M	Ant1	2402	1.087	2401.4565	2402.5435	---	---
BLE_1M	Ant1	2440	1.087	2439.4565	2440.5435	---	---
BLE_1M	Ant1	2480	1.103	2479.4446	2480.5475	---	---
BLE_2M	Ant1	2402	2.11	2400.9530	2403.0629	---	---
BLE_2M	Ant1	2440	2.11	2438.9570	2441.0669	---	---
BLE_2M	Ant1	2480	2.094	2478.9610	2481.0549	---	---

Test Graphs

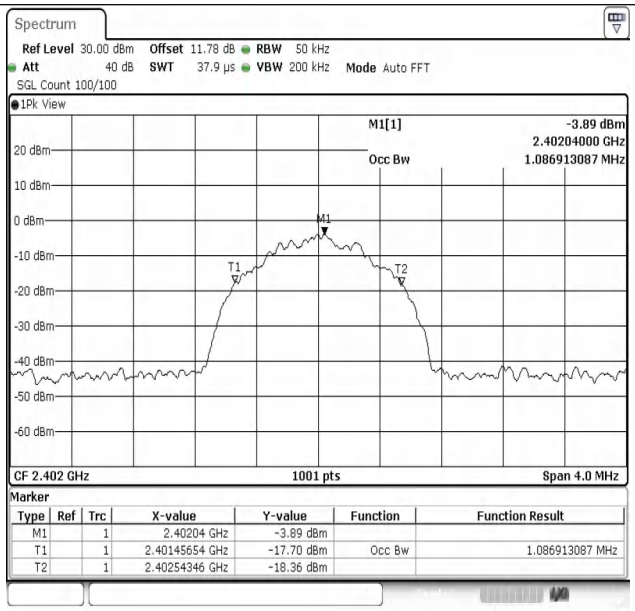

BLE_1M-Ant1-2402

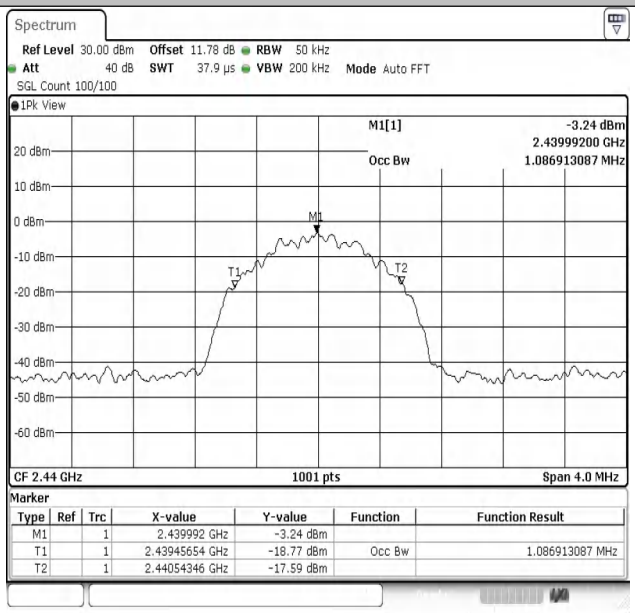

BLE_1M-Ant1-2440

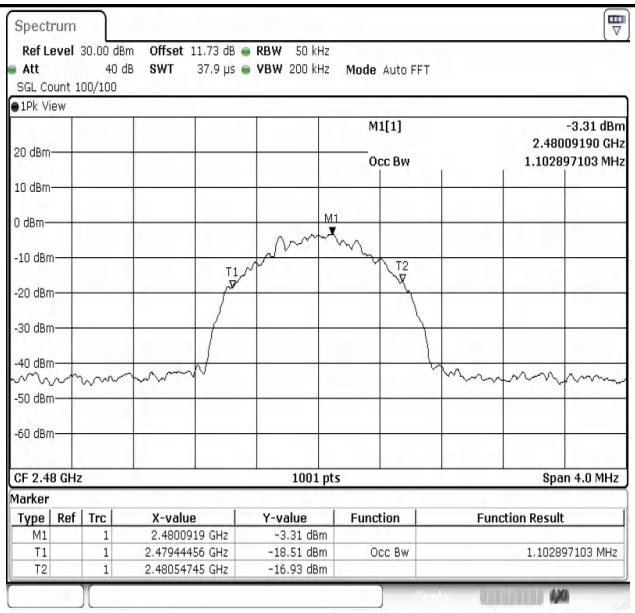

BLE_1M-Ant1-2480

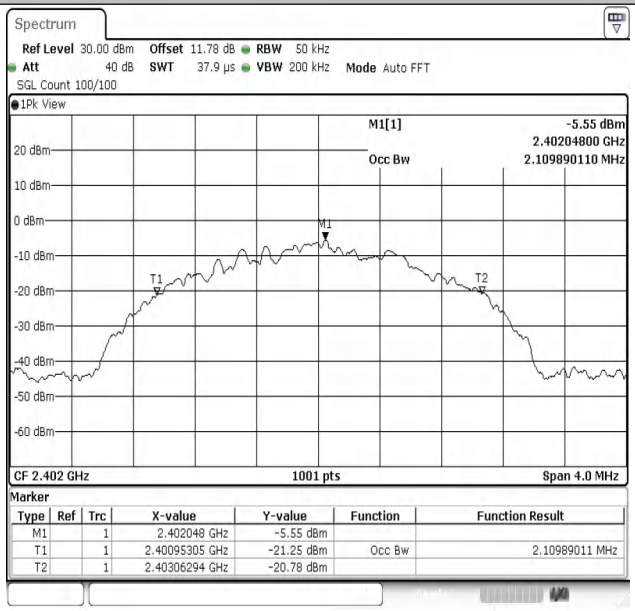

BLE_2M-Ant1-2402

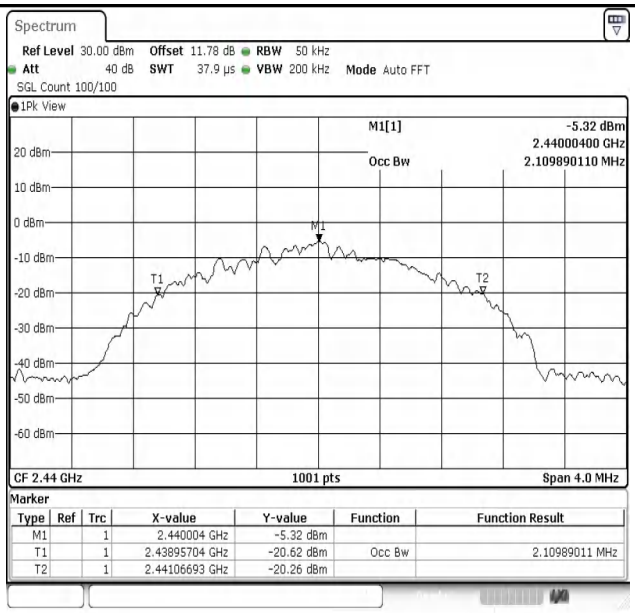

BLE_2M-Ant1-2440

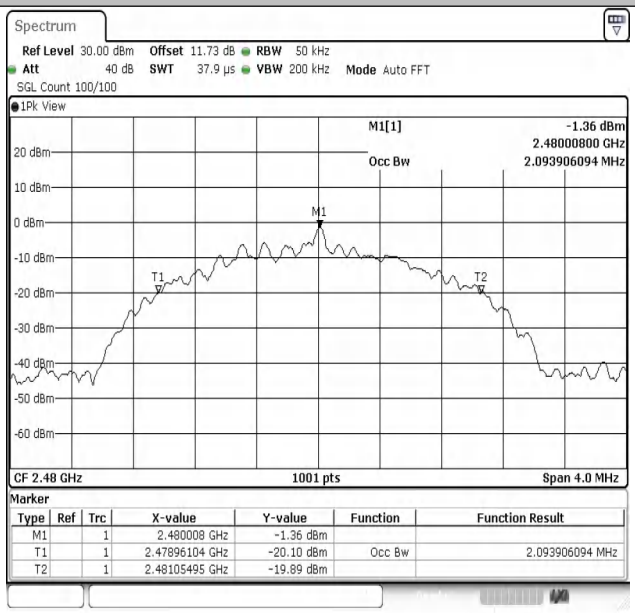

BLE_2M-Ant1-2480

Appendix C: Maximum conducted output power

Test Result Peak

Test Mode	Antenna	Frequency [MHz]	Conducted Peak Power [dBm]	Conducted Limit[dBm]	Verdict
BLE_1M	Ant1	2402	-0.25	≤30	PASS
BLE_1M	Ant1	2440	0.58	≤30	PASS
BLE_1M	Ant1	2480	1.16	≤30	PASS
BLE_2M	Ant1	2402	-0.34	≤30	PASS
BLE_2M	Ant1	2440	0.11	≤30	PASS
BLE_2M	Ant1	2480	1.05	≤30	PASS

Test Graphs Peak

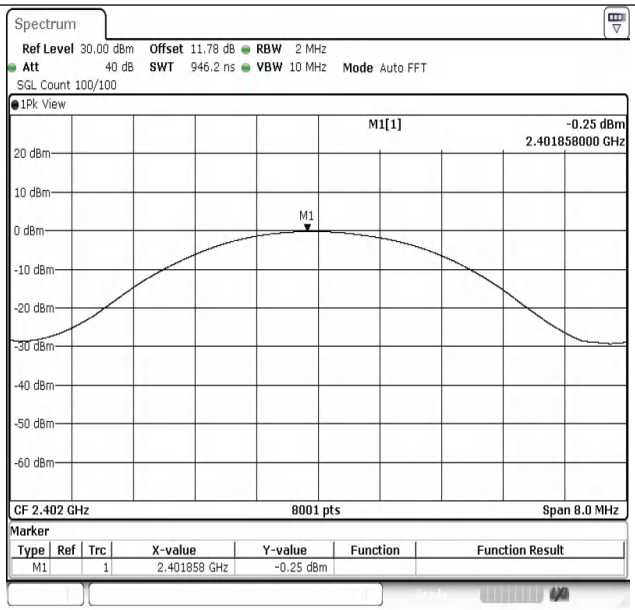

BLE_1M-Ant1-2402-PASS

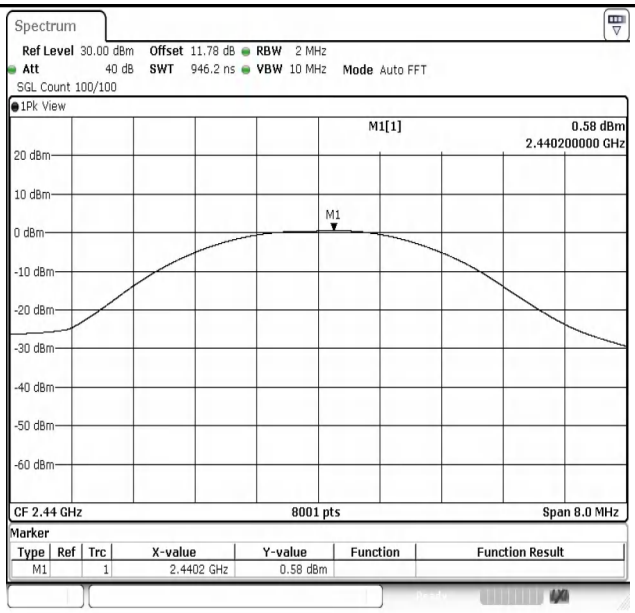

BLE_1M-Ant1-2440-PASS

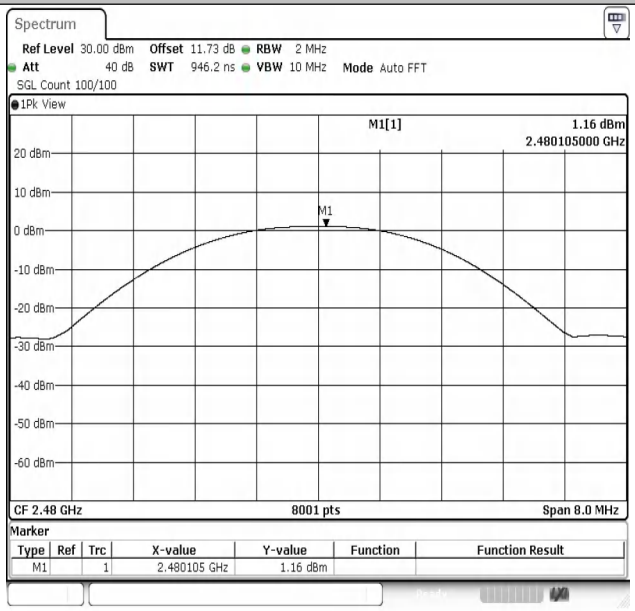

BLE_1M-Ant1-2480-PASS

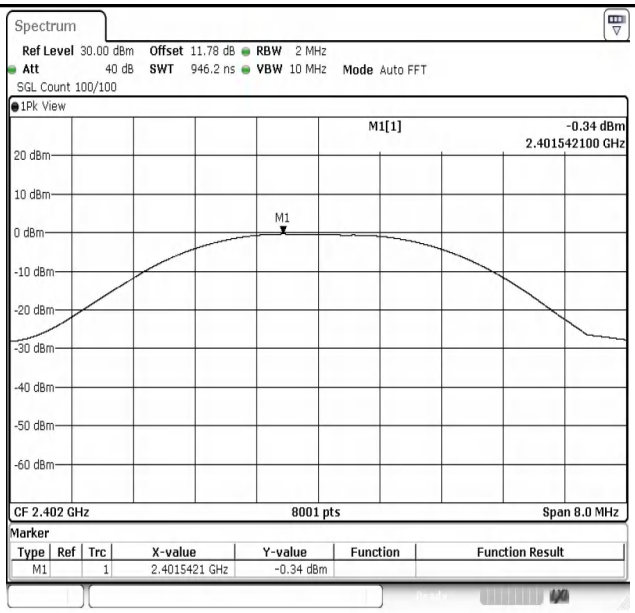

BLE_2M-Ant1-2402-PASS

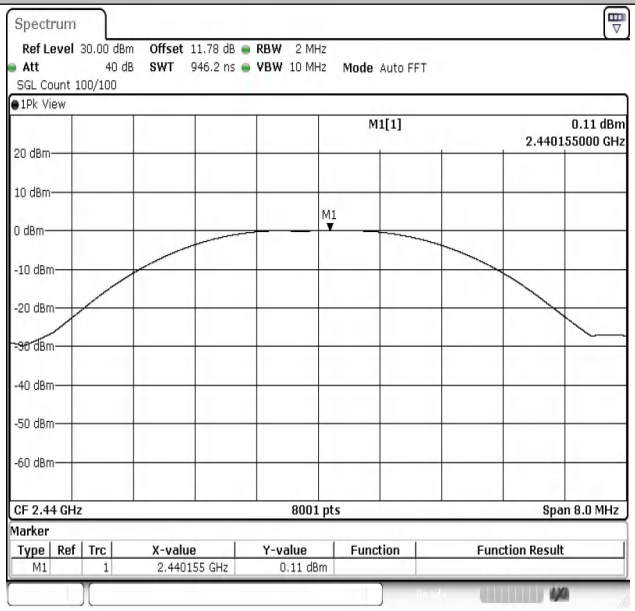

BLE_2M-Ant1-2440-PASS

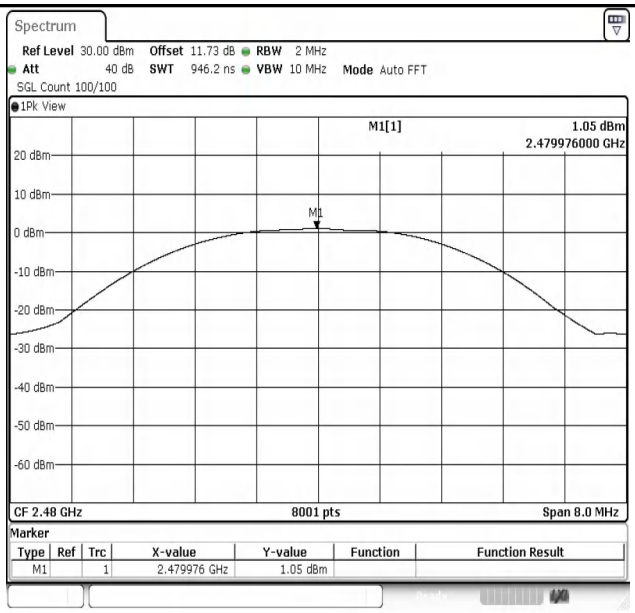

BLE_2M-Ant1-2480-PASS

Appendix D: Maximum power spectral density

Test Result

TestMode	Antenna	Frequency[MHz]	Result[dBm/3kHz]	Limit[dBm/3kHz]	Verdict
BLE_1M	Ant1	2402	-16.41	≤8.00	PASS
BLE_1M	Ant1	2440	-15.50	≤8.00	PASS
BLE_1M	Ant1	2480	-14.89	≤8.00	PASS
BLE_2M	Ant1	2402	-17.83	≤8.00	PASS
BLE_2M	Ant1	2440	-17.52	≤8.00	PASS
BLE_2M	Ant1	2480	-16.57	≤8.00	PASS

Test Graphs

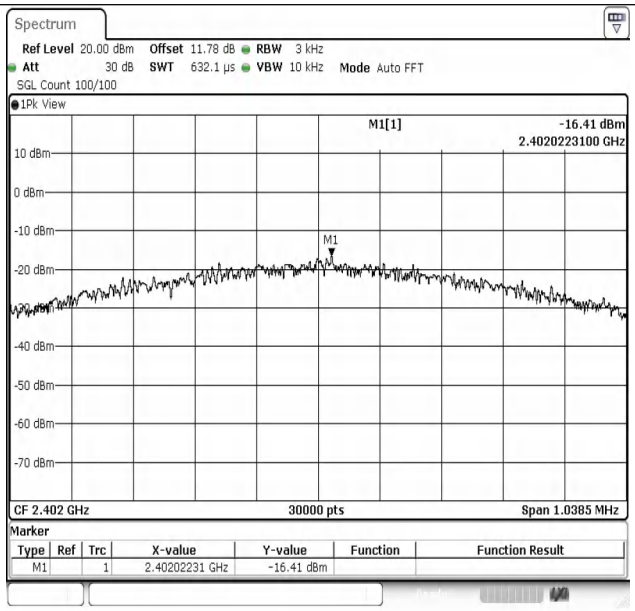

BLE_1M-Ant1-2402-PASS

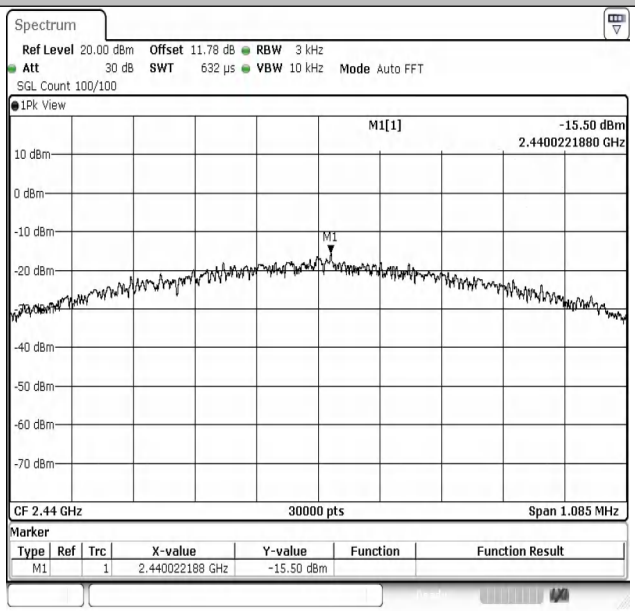

BLE_1M-Ant1-2440-PASS

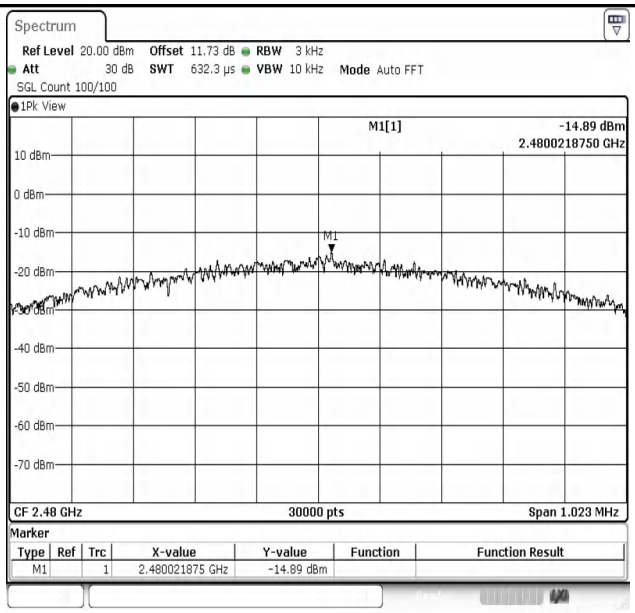

BLE_1M-Ant1-2480-PASS

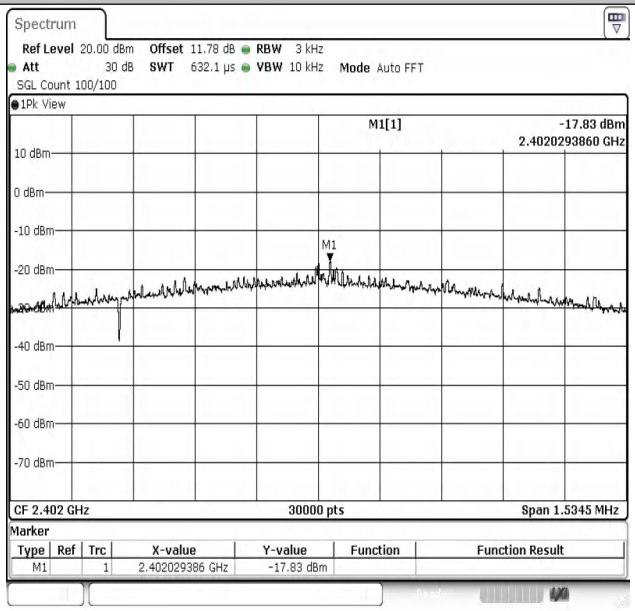

BLE_2M-Ant1-2402-PASS

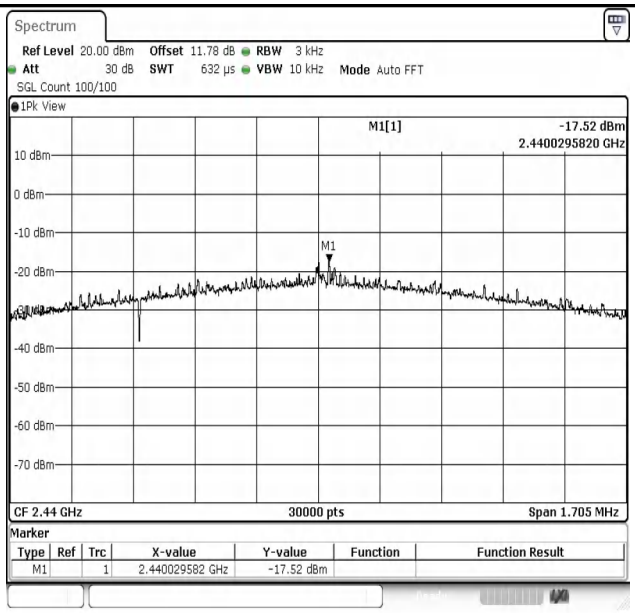

BLE_2M-Ant1-2440-PASS

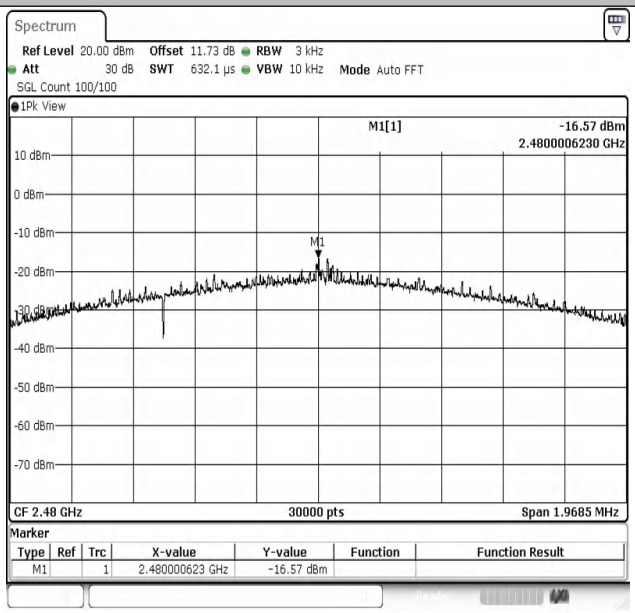

BLE_2M-Ant1-2480-PASS

Appendix E: Band edge measurements

Test Result

Test Mode	Antenna	ChName	Frequency [MHz]	RefLevel [dBm]	Result [dBm]	Limit [dBm]	Verdict
BLE_1M	Ant1	Low	2402	-1.93	-47.06	≤-21.93	PASS
BLE_1M	Ant1	High	2480	0.68	-46.65	≤-19.32	PASS
BLE_2M	Ant1	Low	2402	-3.10	-46.88	≤-23.1	PASS
BLE_2M	Ant1	High	2480	0.03	-45.73	≤-19.97	PASS

Test Graphs

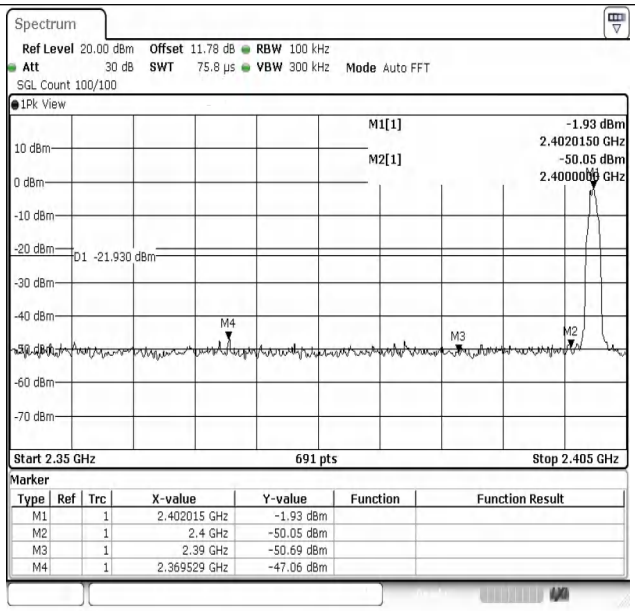

BLE_1M-Ant1-2402-PASS

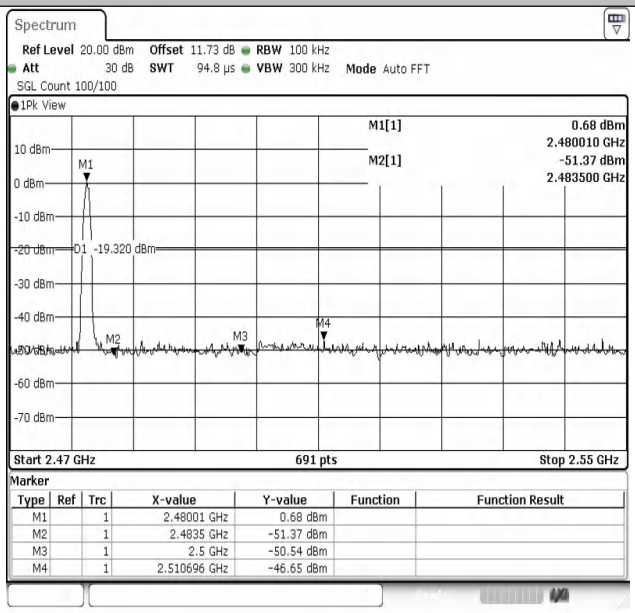

BLE_1M-Ant1-2480-PASS

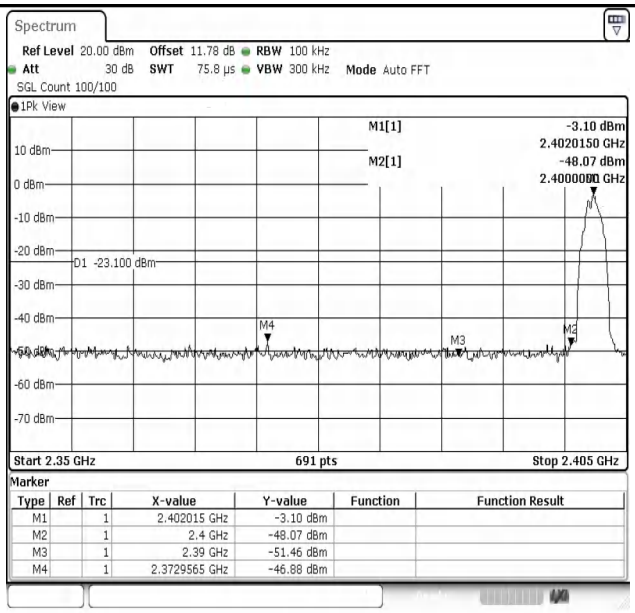

BLE_2M-Ant1-2402-PASS

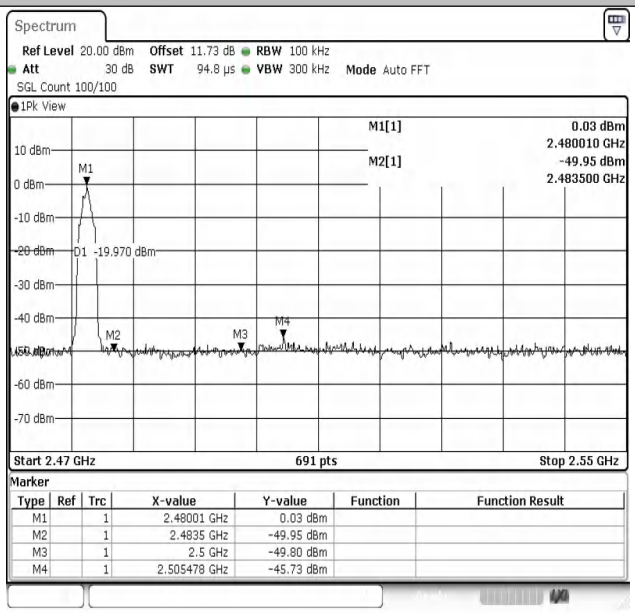

BLE_2M-Ant1-2480-PASS

Appendix F: Conducted Spurious Emission

Test Result

Test Mode	Antenna	Frequency [MHz]	Freq. Range [MHz]	Ref. Level [dBm]	Result [dBm]	Limit [dBm]	Verdict
BLE_1M	Ant1	2402	0~Reference	-3.62	-3.62	---	PASS
BLE_1M	Ant1	2402	30~1000	-3.62	-58.07	≤-23.62	PASS
BLE_1M	Ant1	2402	1000~26500	-3.62	-43.76	≤-23.62	PASS
BLE_1M	Ant1	2440	0~Reference	-2.29	-2.29	---	PASS
BLE_1M	Ant1	2440	30~1000	-2.29	-58.14	≤-22.29	PASS
BLE_1M	Ant1	2440	1000~26500	-2.29	-43.66	≤-22.29	PASS
BLE_1M	Ant1	2480	0~Reference	-1.15	-1.15	---	PASS
BLE_1M	Ant1	2480	30~1000	-1.15	-57.74	≤-21.15	PASS
BLE_1M	Ant1	2480	1000~26500	-1.15	-43.57	≤-21.15	PASS
BLE_2M	Ant1	2402	0~Reference	-4.45	-4.45	---	PASS
BLE_2M	Ant1	2402	30~1000	-4.45	-57.79	≤-24.45	PASS
BLE_2M	Ant1	2402	1000~26500	-4.45	-43.88	≤-24.45	PASS
BLE_2M	Ant1	2440	0~Reference	-6.36	-6.36	---	PASS
BLE_2M	Ant1	2440	30~1000	-6.36	-57.78	≤-26.36	PASS
BLE_2M	Ant1	2440	1000~26500	-6.36	-44.02	≤-26.36	PASS
BLE_2M	Ant1	2480	0~Reference	-2.65	-2.65	---	PASS
BLE_2M	Ant1	2480	30~1000	-2.65	-57.27	≤-22.65	PASS
BLE_2M	Ant1	2480	1000~26500	-2.65	-43.16	≤-22.65	PASS

Test Graphs

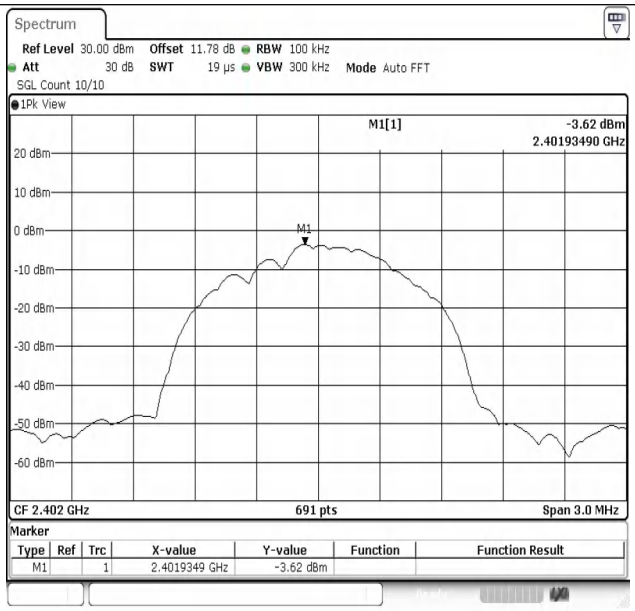

BLE_1M-Ant1-2402-0~Reference-PASS

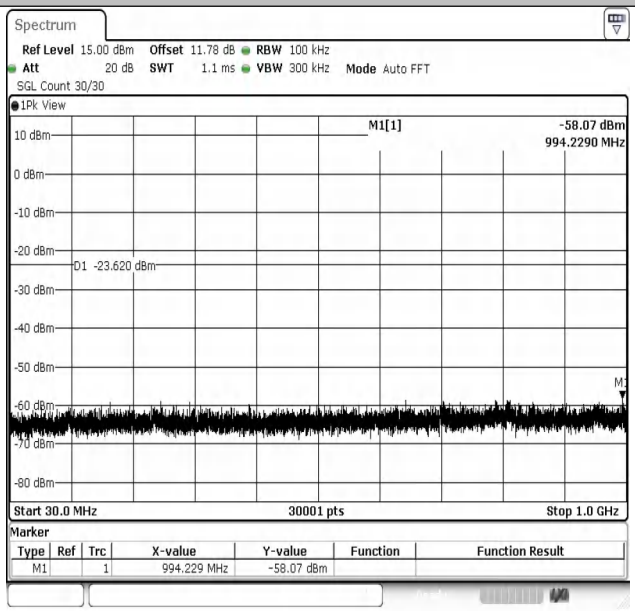

BLE_1M-Ant1-2402-30~1000-PASS

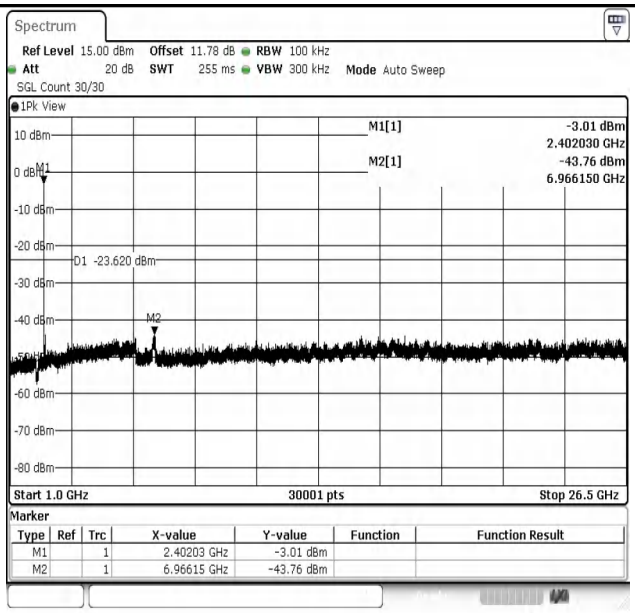

BLE_1M-Ant1-2402-1000~26500-PASS

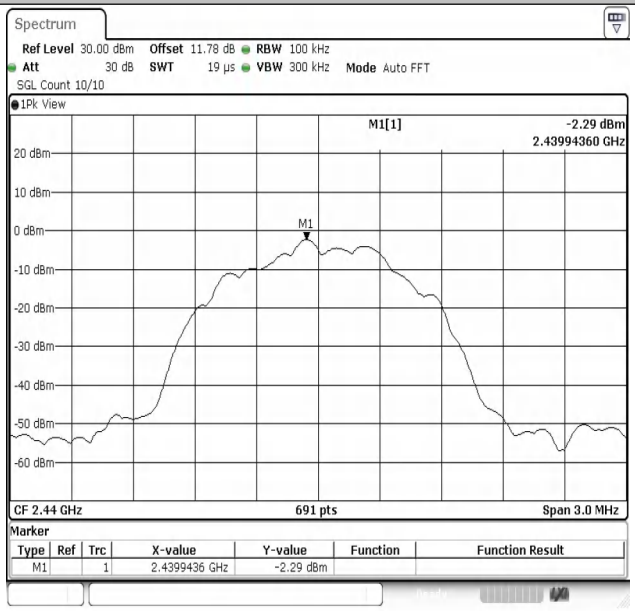

BLE_1M-Ant1-2440-0~Reference-PASS

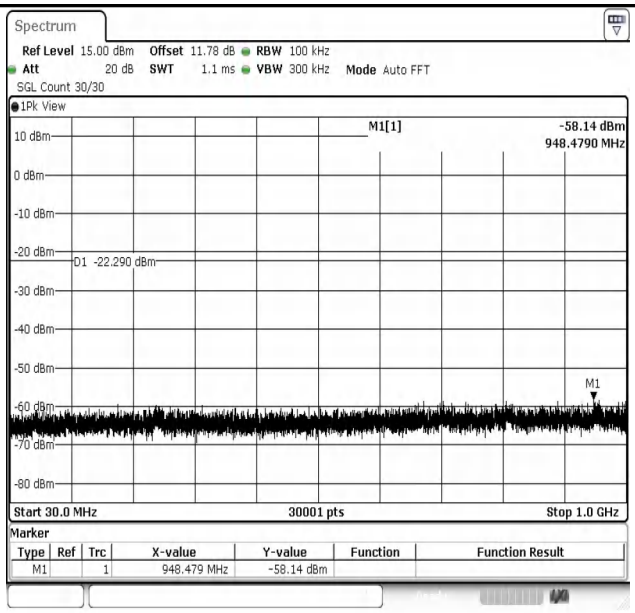

BLE_1M-Ant1-2440-30~1000-PASS

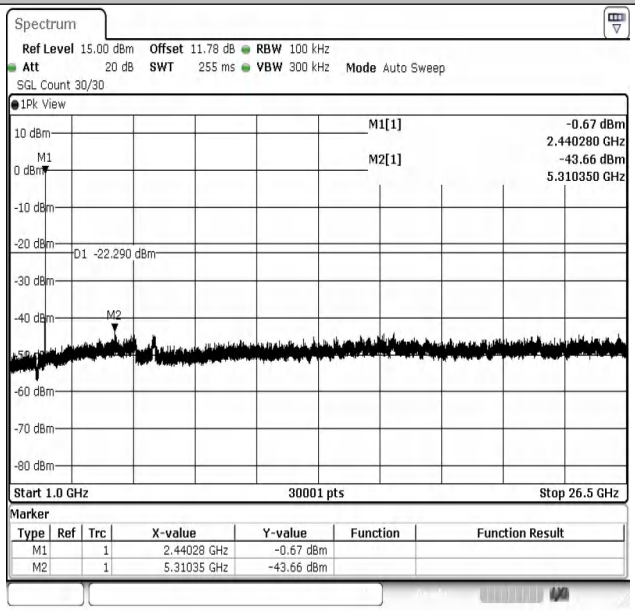

BLE_1M-Ant1-2440-1000~26500-PASS

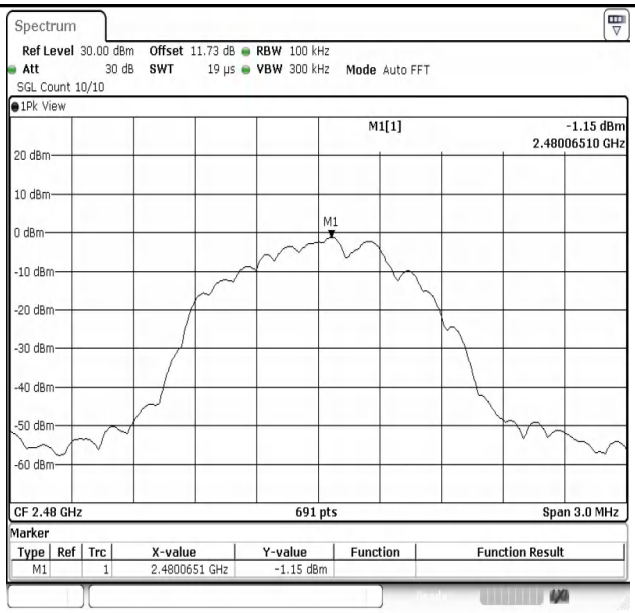

BLE_1M-Ant1-2480-0~Reference-PASS

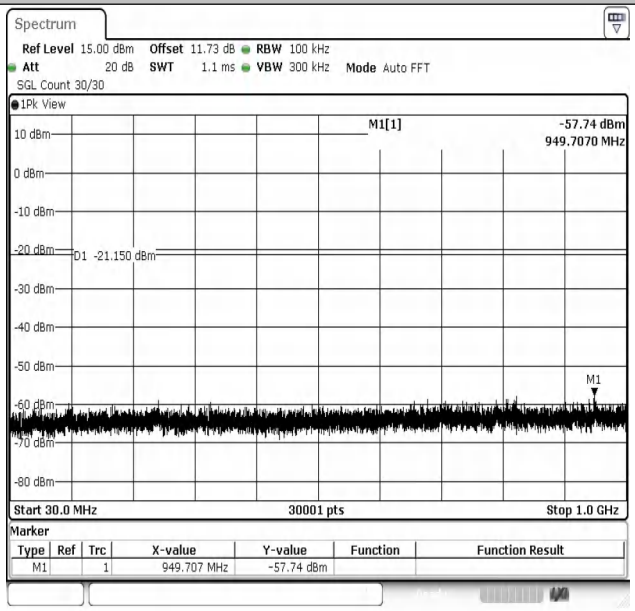

BLE_1M-Ant1-2480-30~1000-PASS

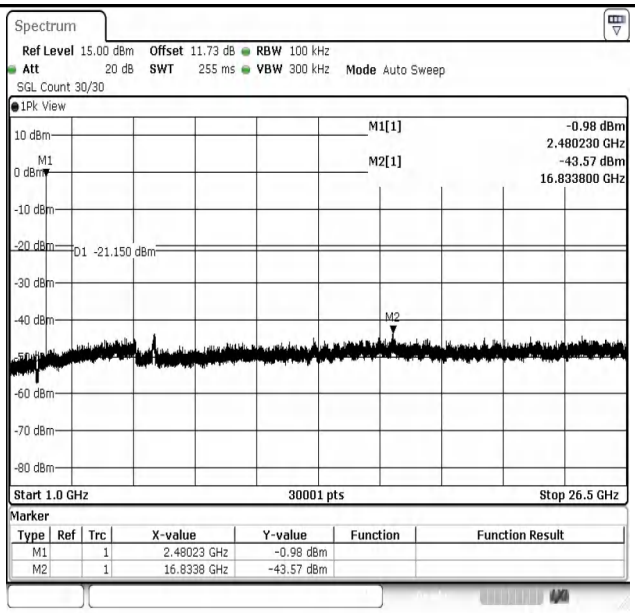

BLE_1M-Ant1-2480-1000~26500-PASS

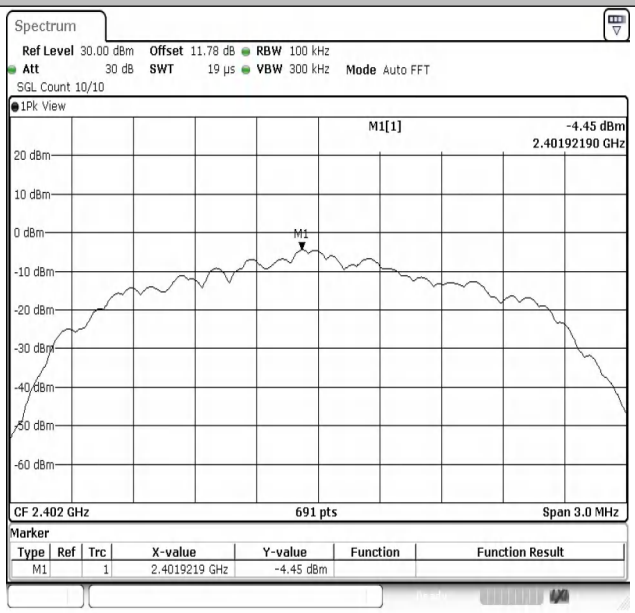

BLE_2M-Ant1-2402-0~Reference-PASS

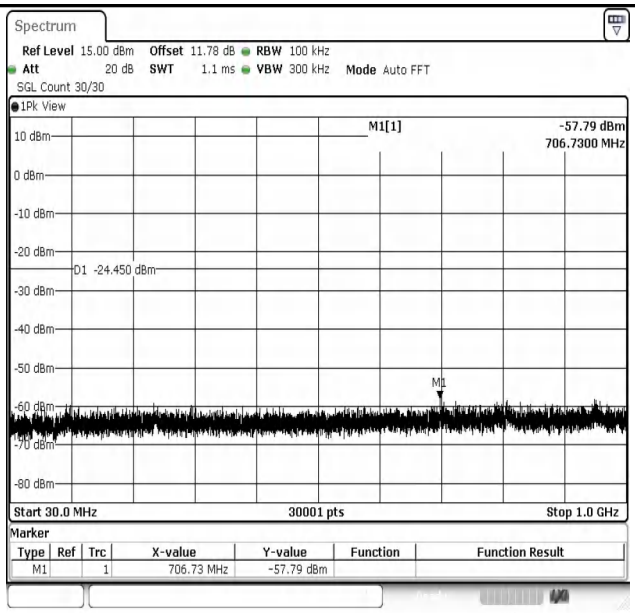

BLE_2M-Ant1-2402-30~1000-PASS

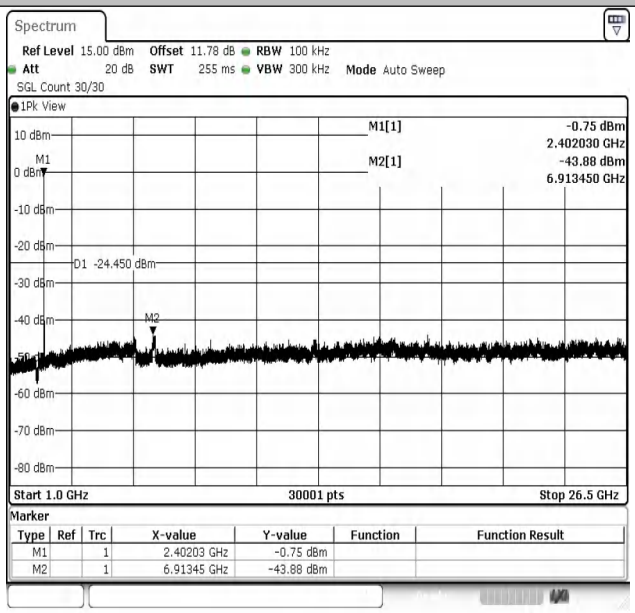

BLE_2M-Ant1-2402-1000~26500-PASS

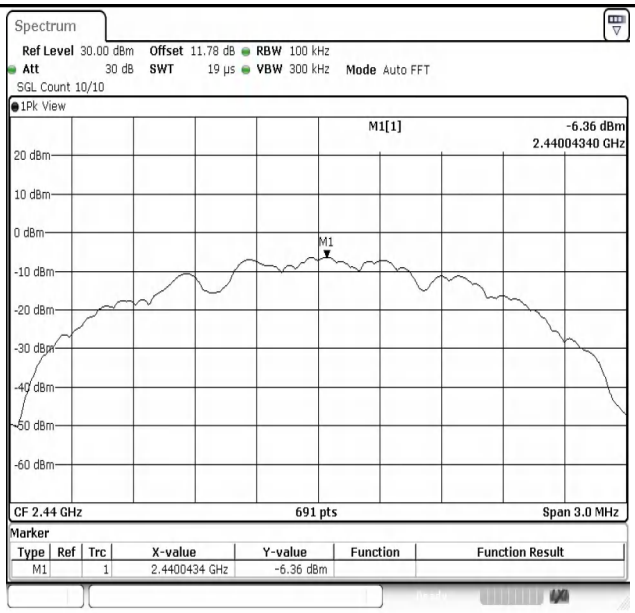

BLE_2M-Ant1-2440-0~Reference-PASS

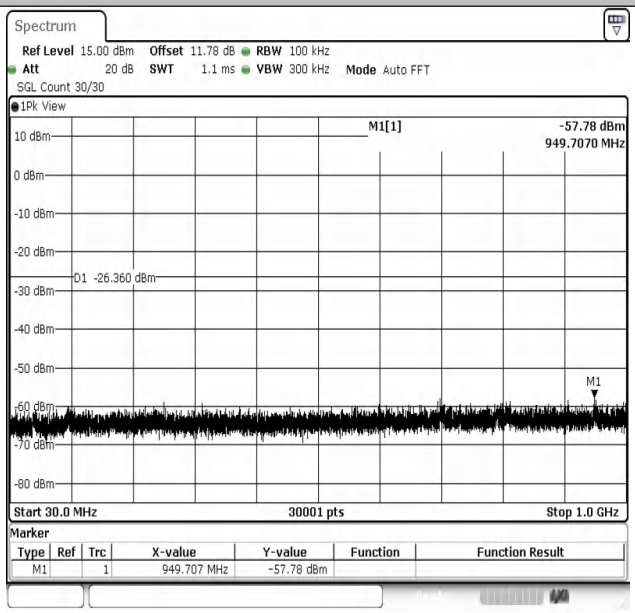

BLE_2M-Ant1-2440-30~1000-PASS

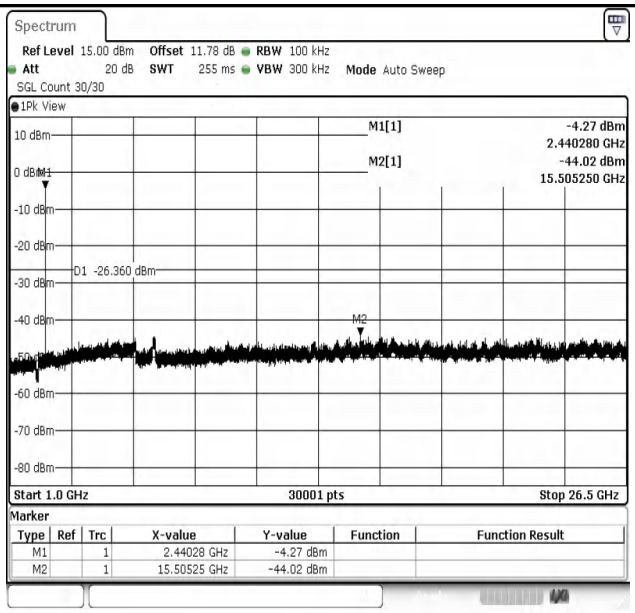

BLE_2M-Ant1-2440-1000~26500-PASS

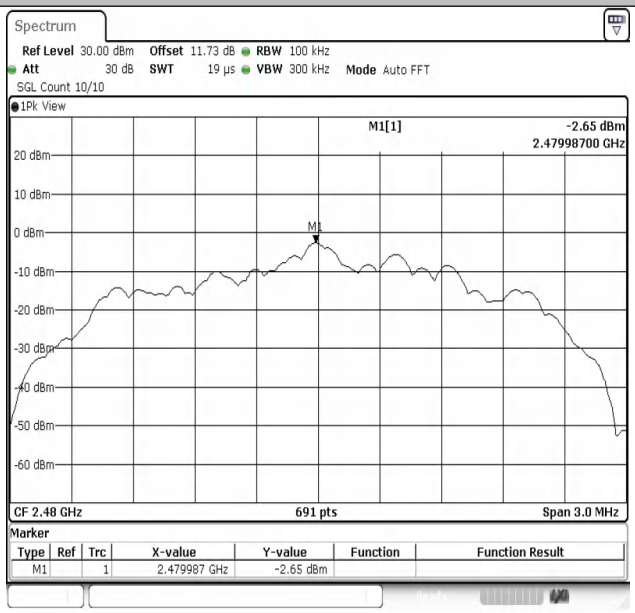

BLE_2M-Ant1-2480-0~Reference-PASS

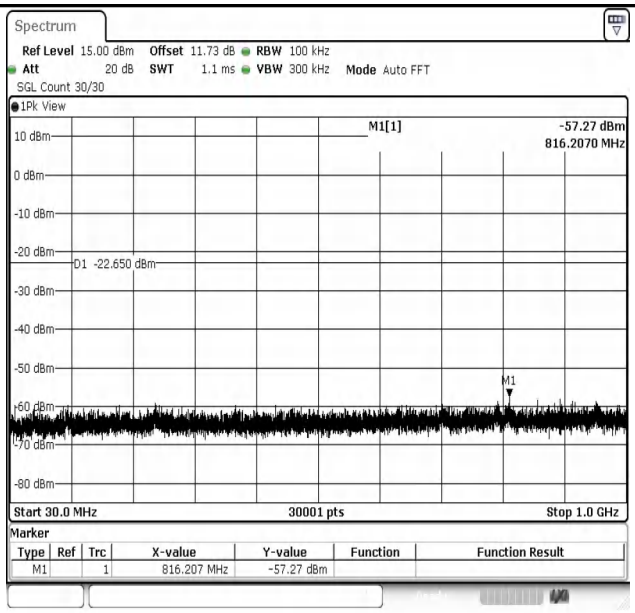

BLE_2M-Ant1-2480-30~1000-PASS

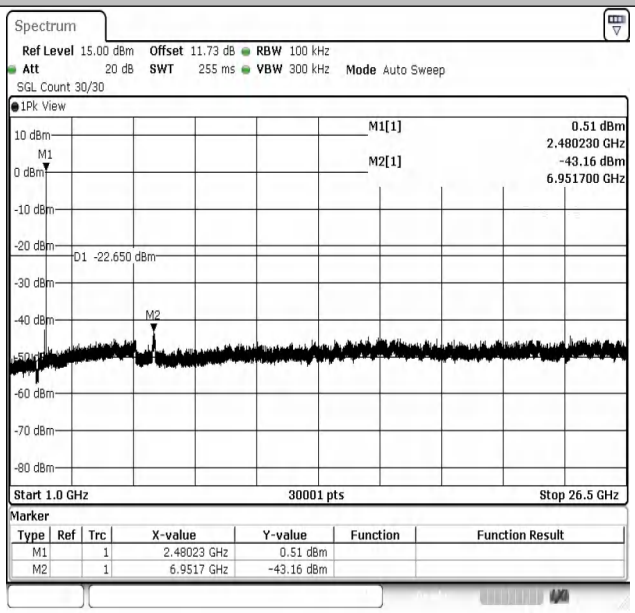

BLE_2M-Ant1-2480-1000~26500-PASS

Appendix G: Duty Cycle

Test Result

Test Mode	Antenna	Frequency [MHz]	ON Time [ms]	Period [ms]	Duty Cycle [%]	Duty Cycle Factor[dB]
BLE_1M	Ant1	2402	2.10	2.51	83.67	0.77
BLE_1M	Ant1	2440	2.10	2.50	84.00	0.76
BLE_1M	Ant1	2480	2.10	2.51	83.67	0.77
BLE_2M	Ant1	2402	1.06	1.88	56.38	2.49
BLE_2M	Ant1	2440	1.06	1.88	56.38	2.49
BLE_2M	Ant1	2480	1.06	1.88	56.38	2.49

Test Graphs

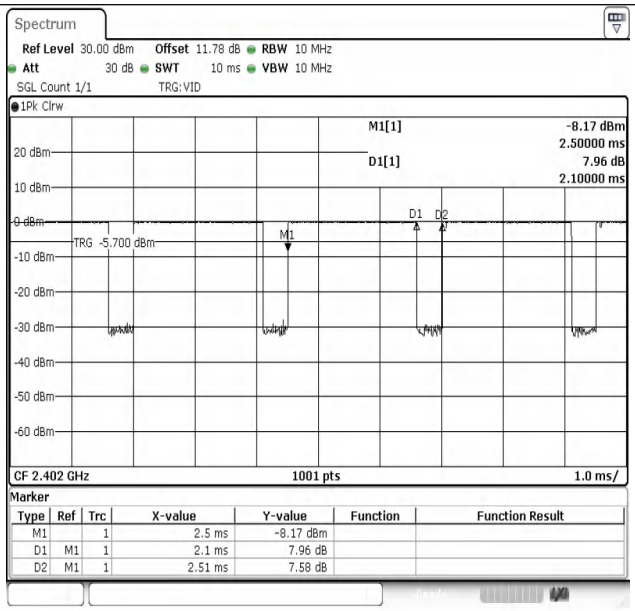

NTNV-BLE_1M-Ant1-2402

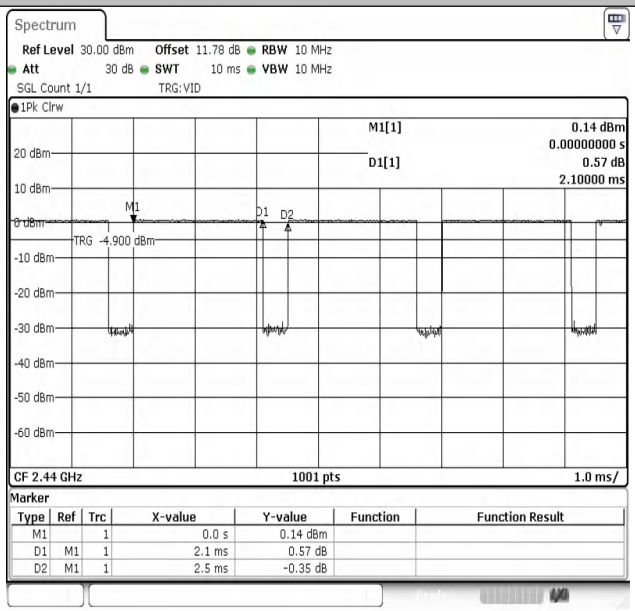

NTNV-BLE_1M-Ant1-2440

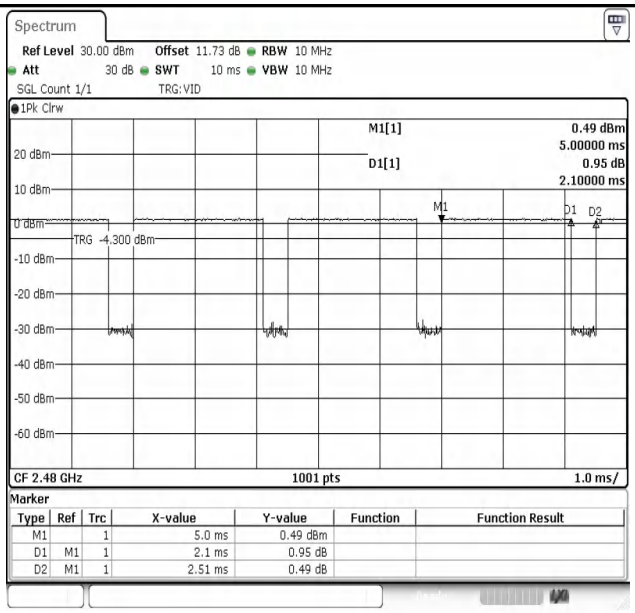

NTNV-BLE_1M-Ant1-2480

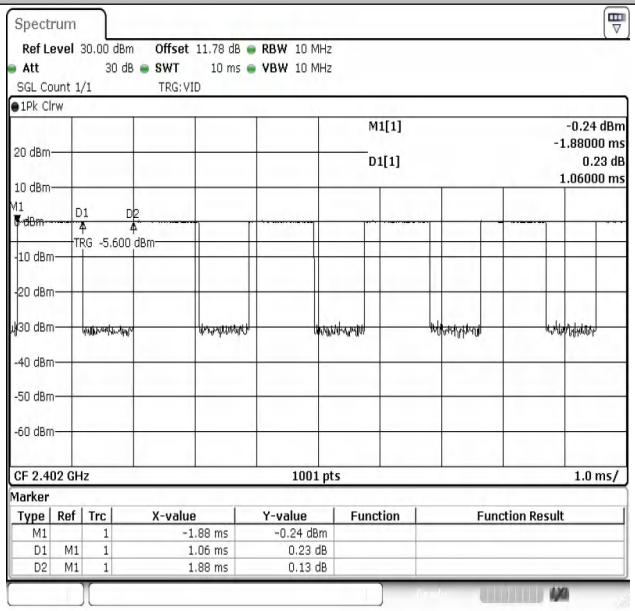

NTNV-BLE_2M-Ant1-2402

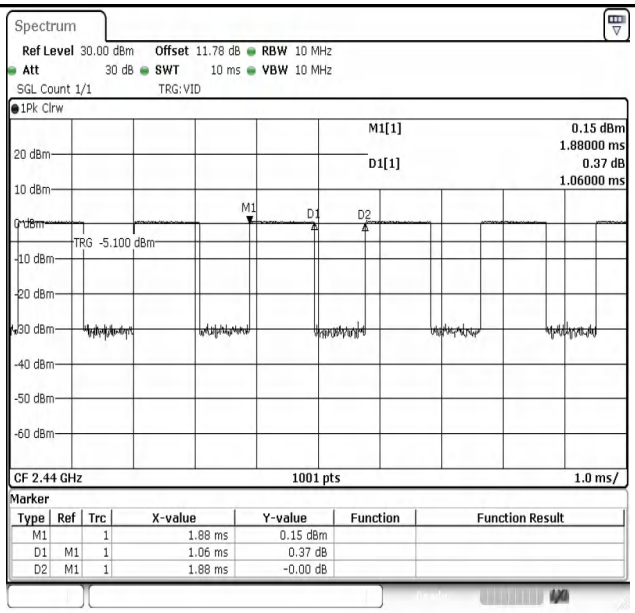

NTNV-BLE_2M-Ant1-2440

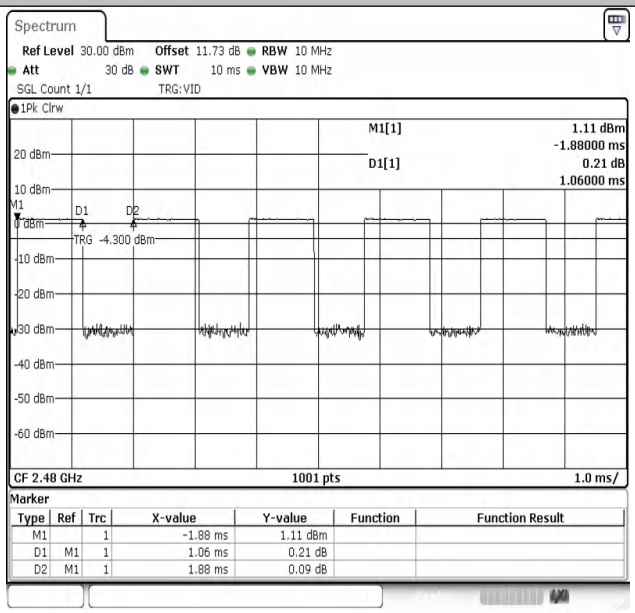

NTNV-BLE_2M-Ant1-2480

---End---