Appendix Test Data

Report No.:	1819C40110312502	Test Sample No.:	1-2-2
Start Test Date:	2024.12.25	Finish Test Date:	2025.1.3
Test Engineer:	Joker Huang	Auditor:	Justin Feng
Temperature:	22.7℃	Relative Humidity:	52%
Pressure:	101kPa		

Appendix A: 6dB Bandwidth

Test Result

Test Mode	Antenna	Frequency[MHz]	6dB BW [MHz]	FL[MHz]	FH[MHz]	Limit[MHz]	Verdict
BLE_1M	Ant1	2402	0.65	2401.68	2402.33	0.5	PASS
BLE_1M	Ant1	2440	0.65	2439.68	2440.33	0.5	PASS
BLE_1M	Ant1	2480	0.63	2479.69	2480.32	0.5	PASS
BLE_2M	Ant1	2402	1.10	2401.46	2402.55	0.5	PASS
BLE_2M	Ant1	2440	1.12	2439.43	2440.55	0.5	PASS
BLE_2M	Ant1	2480	0.96	2479.61	2480.57	0.5	PASS

Test Graphs

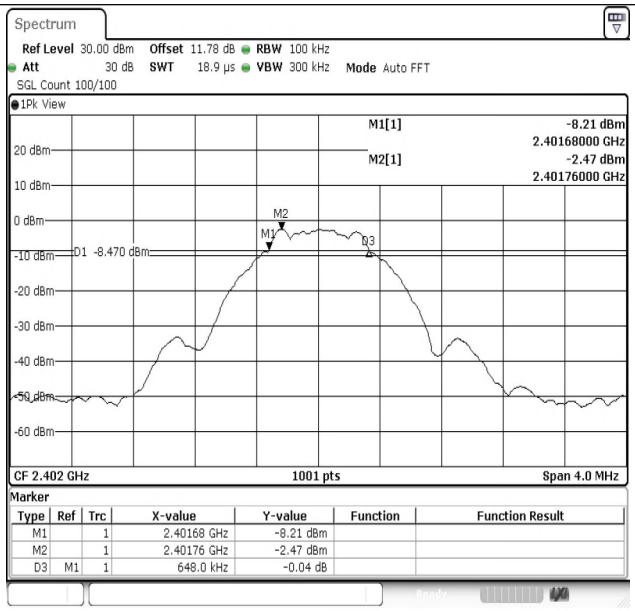

BLE_1M-Ant1-2402-PASS

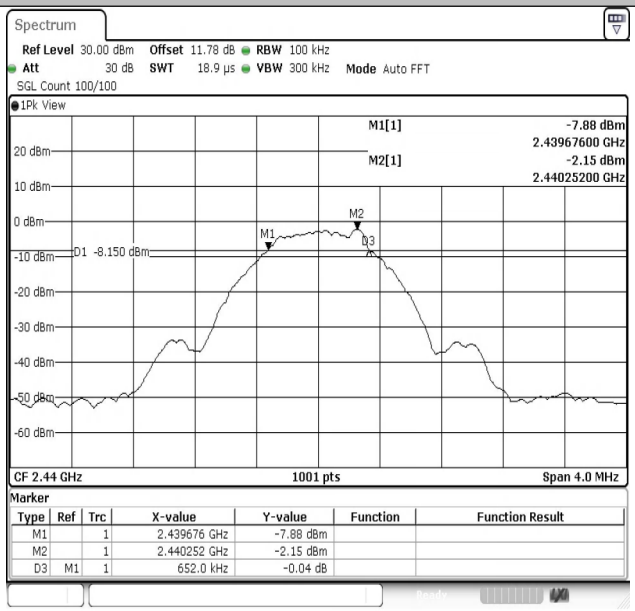

BLE_1M-Ant1-2440-PASS

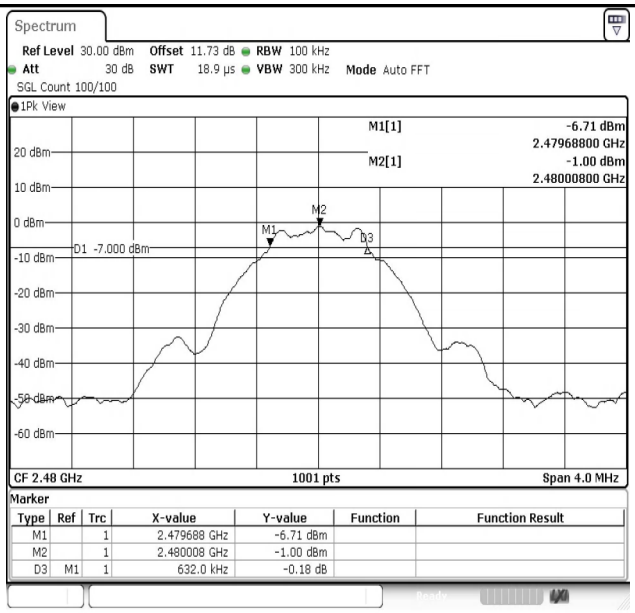

BLE_1M-Ant1-2480-PASS

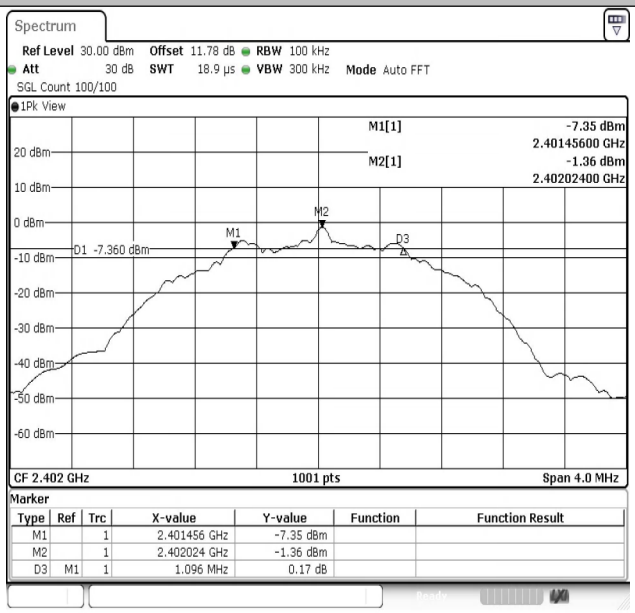

BLE_2M-Ant1-2402-PASS

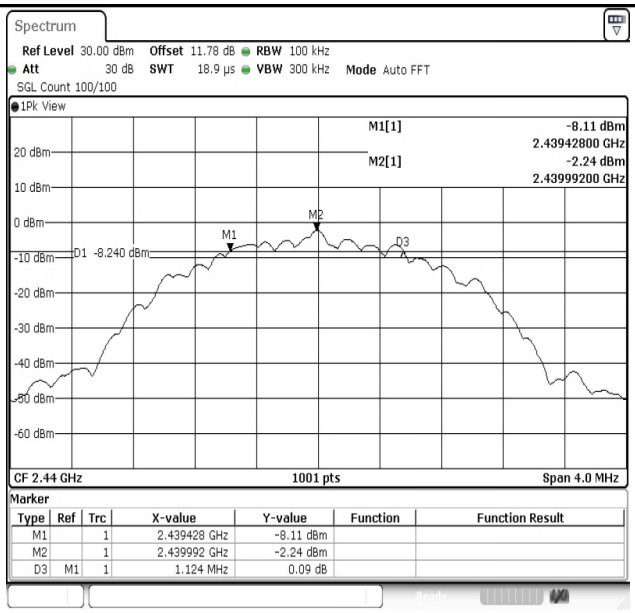

BLE_2M-Ant1-2440-PASS

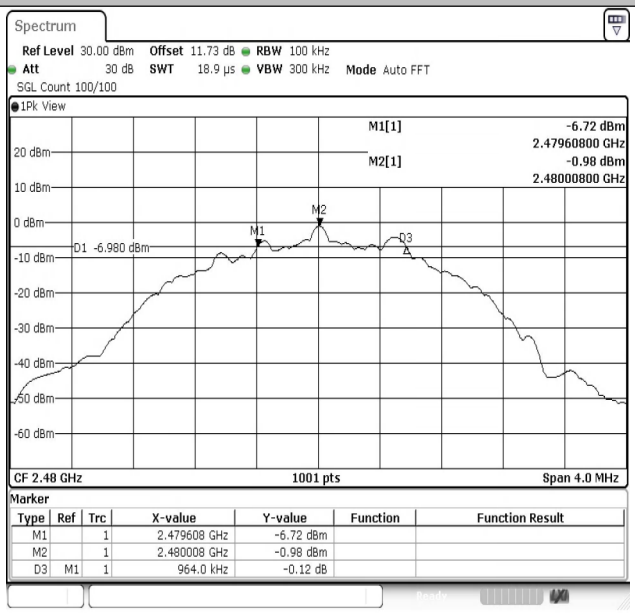

BLE_2M-Ant1-2480-PASS

Appendix B: 99% Occupied Bandwidth

Test Result

Test Mode	Antenna	Frequency[MHz]	OCB [MHz]	FL[MHz]	FH[MHz]	Limit[MHz]	Verdict
BLE_1M	Ant1	2402	1.031	2401.4885	2402.5195	---	---
BLE_1M	Ant1	2440	1.027	2439.4885	2440.5155	---	---
BLE_1M	Ant1	2480	1.015	2479.4965	2480.5115	---	---
BLE_2M	Ant1	2402	2.038	2400.9970	2403.0350	---	---
BLE_2M	Ant1	2440	2.042	2439.0010	2441.0430	---	---
BLE_2M	Ant1	2480	2.038	2479.0010	2481.0390	---	---

Test Graphs

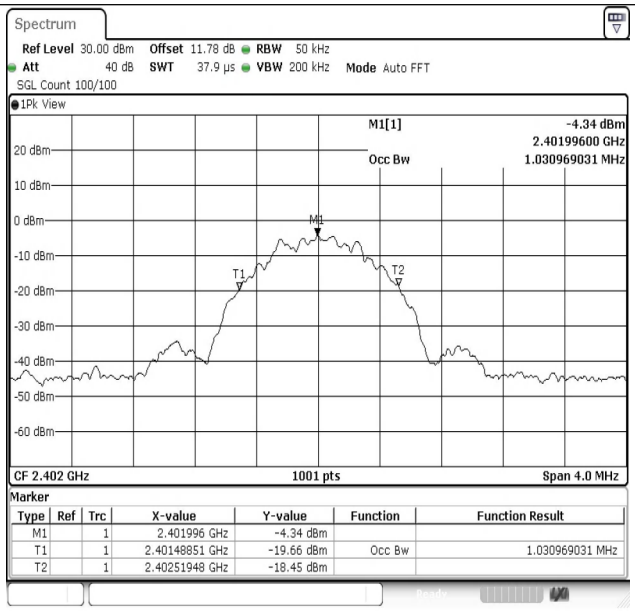

BLE_1M-Ant1-2402

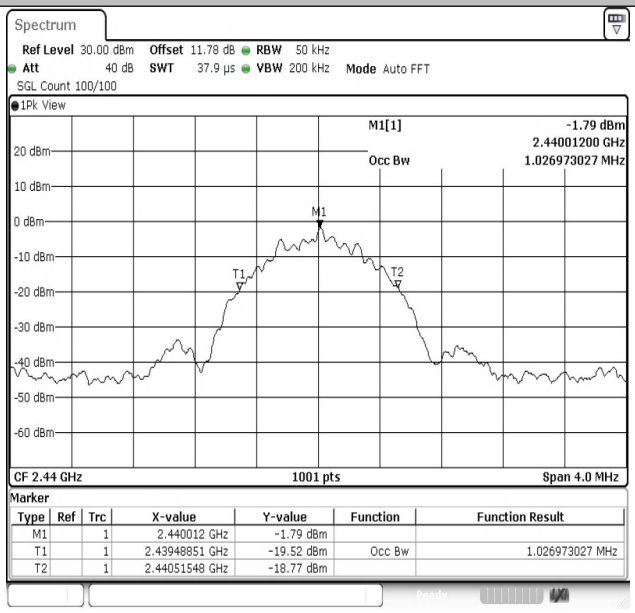

BLE_1M-Ant1-2440

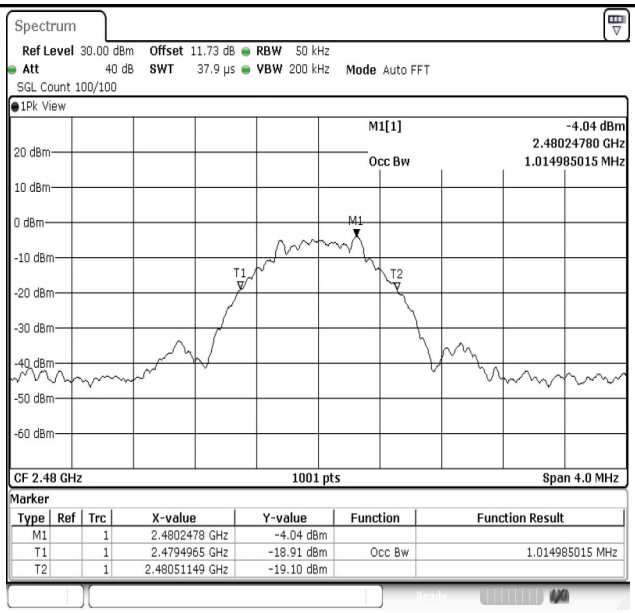

BLE_1M-Ant1-2480

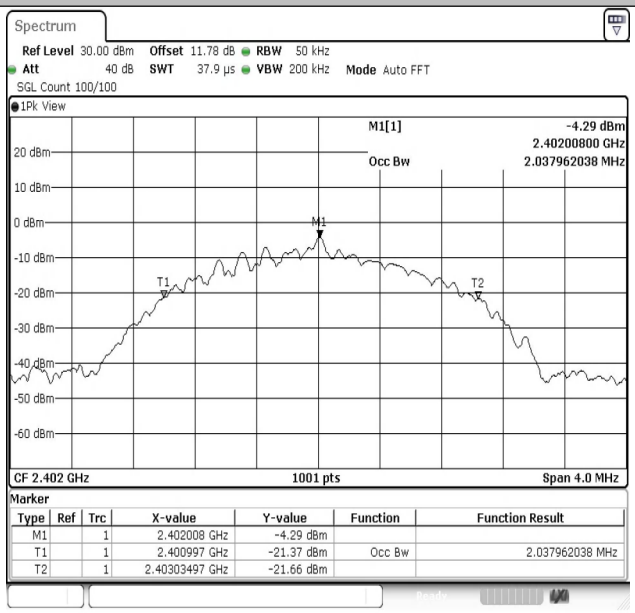

BLE_2M-Ant1-2402

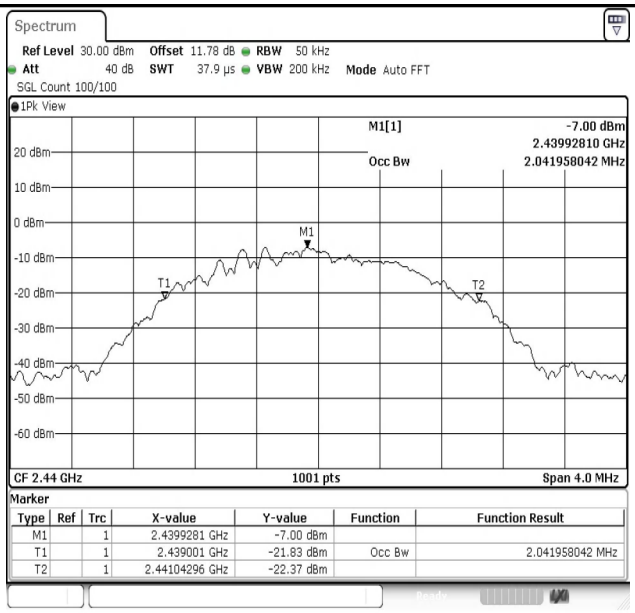

BLE_2M-Ant1-2440

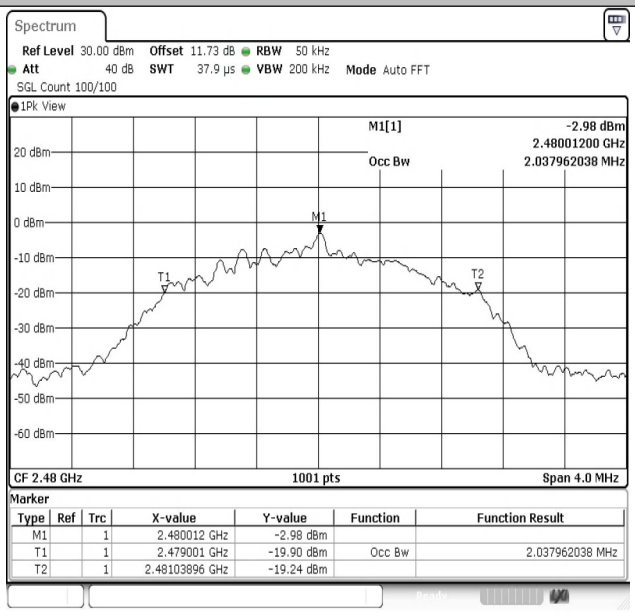

BLE_2M-Ant1-2480

Appendix C: Maximum conducted output power

Test Result Peak (Left earphone)

Test Mode	Antenna	Frequency [MHz]	Conducted Peak Power[dBm]	Conducted Limit[dBm]	Verdict
BLE_1M	Ant1	2402	-0.91	≤30	PASS
BLE_1M	Ant1	2440	-0.75	≤30	PASS
BLE_1M	Ant1	2480	-0.59	≤30	PASS
BLE_2M	Ant1	2402	-0.77	≤30	PASS
BLE_2M	Ant1	2440	-0.96	≤30	PASS
BLE_2M	Ant1	2480	**-0.70**	≤30	PASS

Test Result Peak (Right earphone)

Test Mode	Antenna	Frequency [MHz]	Conducted Peak Power[dBm]	Conducted Limit[dBm]	Verdict
BLE_1M	Ant1	2402	0.28	≤30	PASS
BLE_1M	Ant1	2440	-0.26	≤30	PASS
BLE_1M	Ant1	2480	-0.43	≤30	PASS
BLE_2M	Ant1	2402	**0.78**	≤30	PASS
BLE_2M	Ant1	2440	-0.95	≤30	PASS
BLE_2M	Ant1	2480	-0.33	≤30	PASS

Test Graphs Peak (Left earphone)

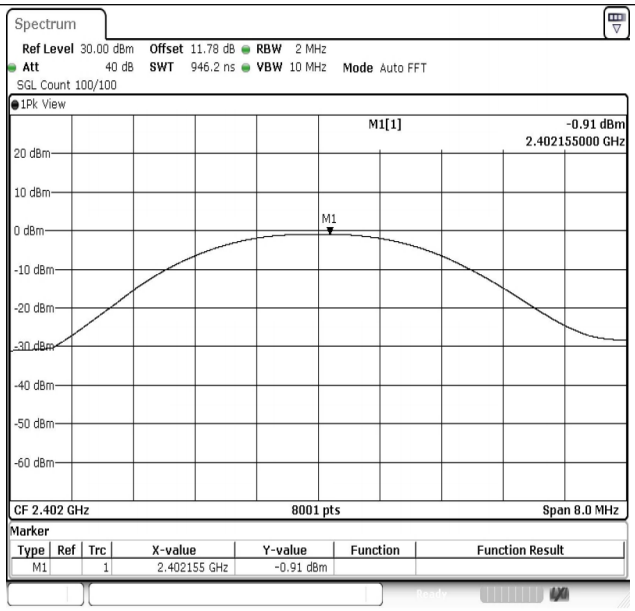

BLE_1M-Ant1-2402-PASS

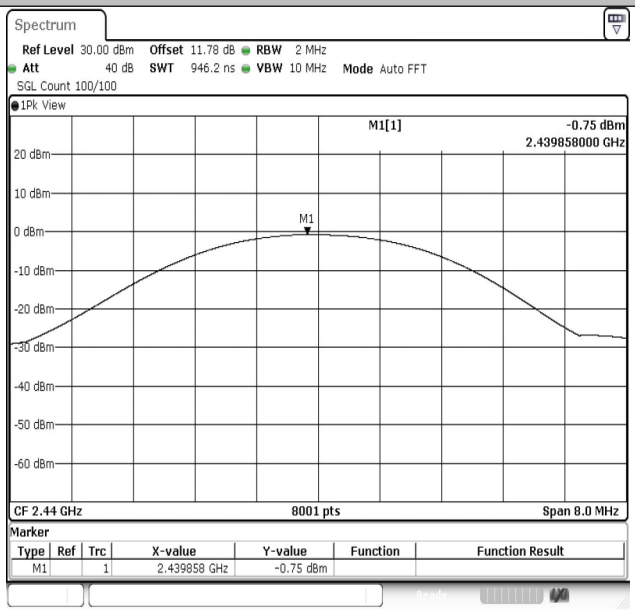

BLE_1M-Ant1-2440-PASS

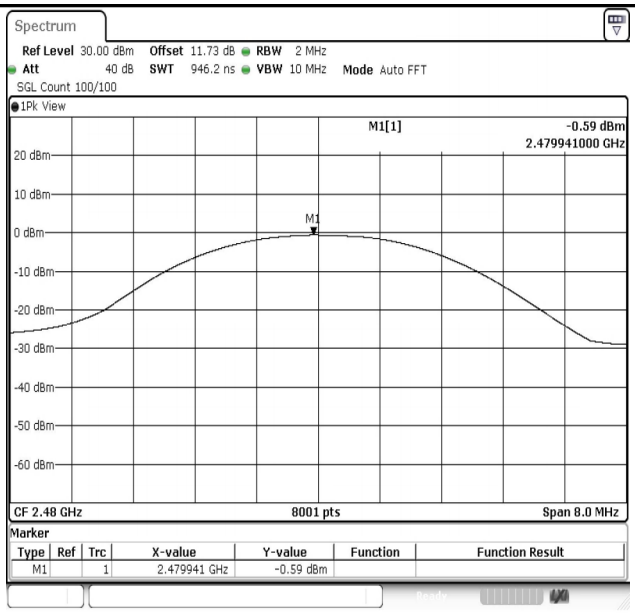

BLE_1M-Ant1-2480-PASS

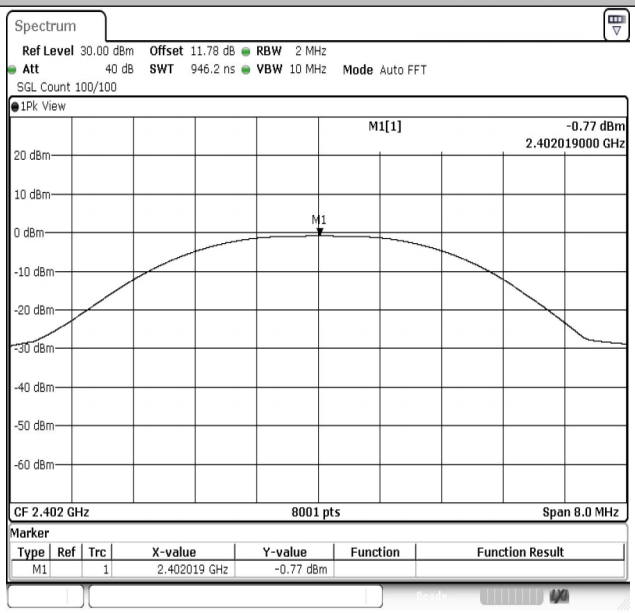

BLE_2M-Ant1-2402-PASS

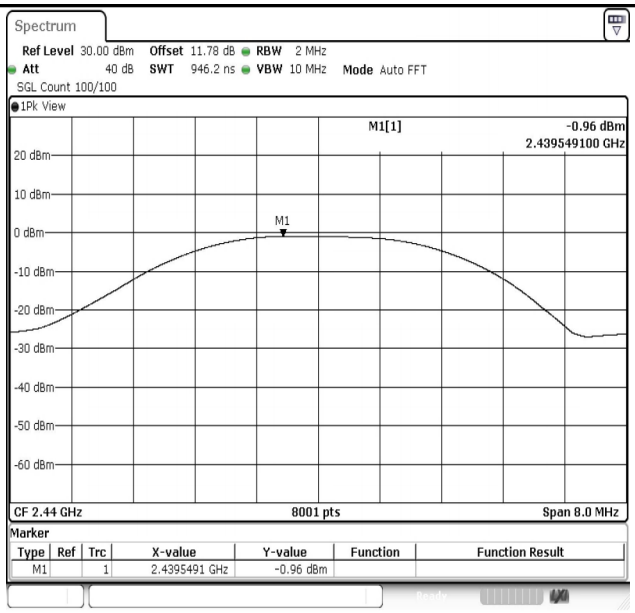

BLE_2M-Ant1-2440-PASS

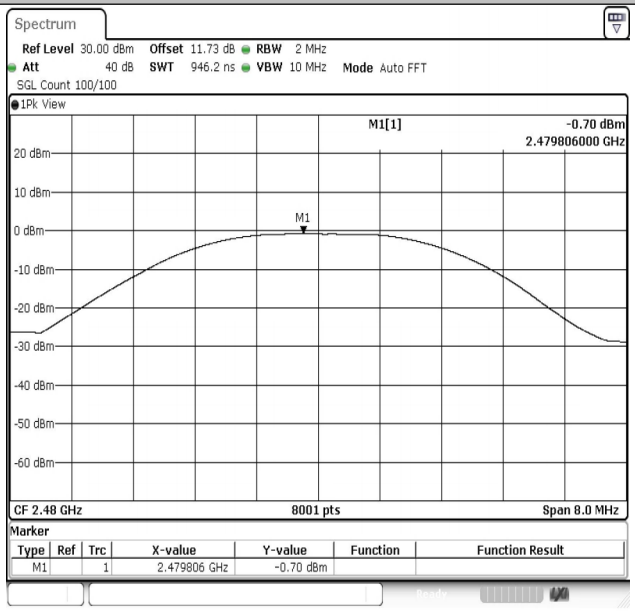

BLE_2M-Ant1-2480-PASS

Test Graphs Peak (Right earphone)

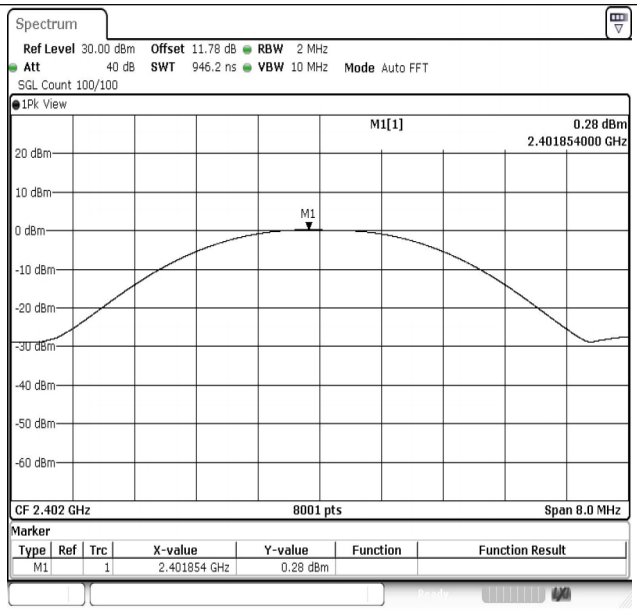

BLE_1M-Ant1-2402-PASS

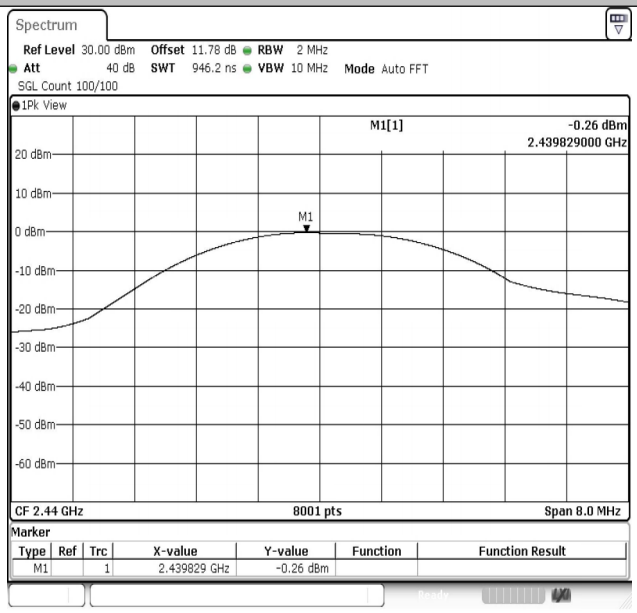

BLE_1M-Ant1-2440-PASS

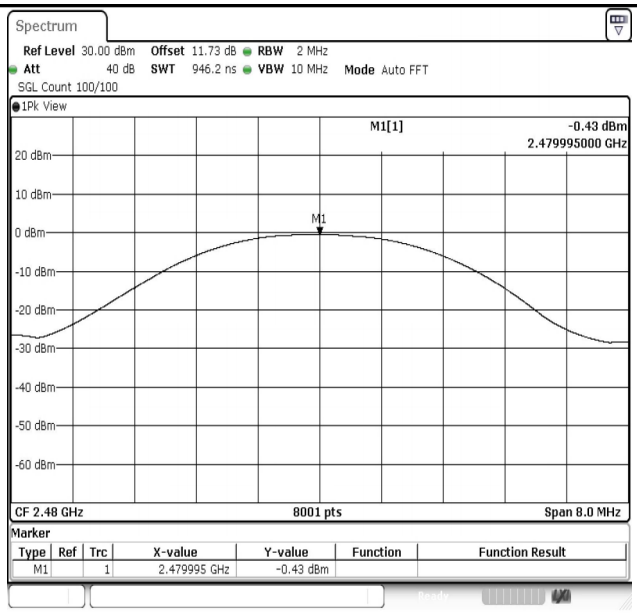

BLE_1M-Ant1-2480-PASS

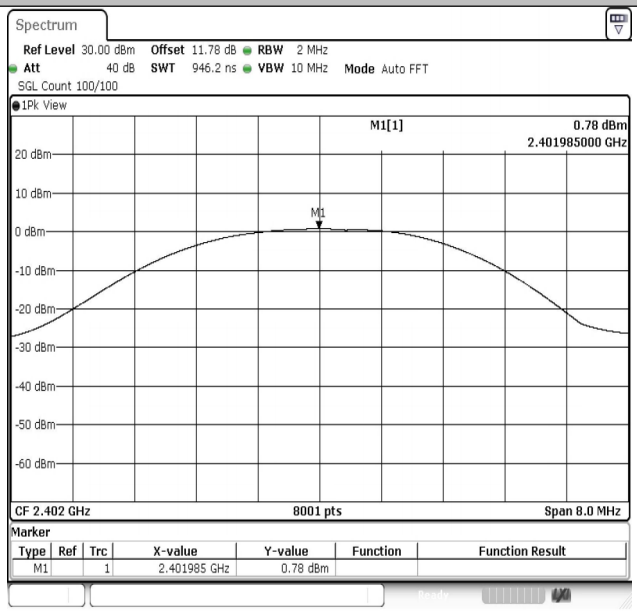

BLE_2M-Ant1-2402-PASS

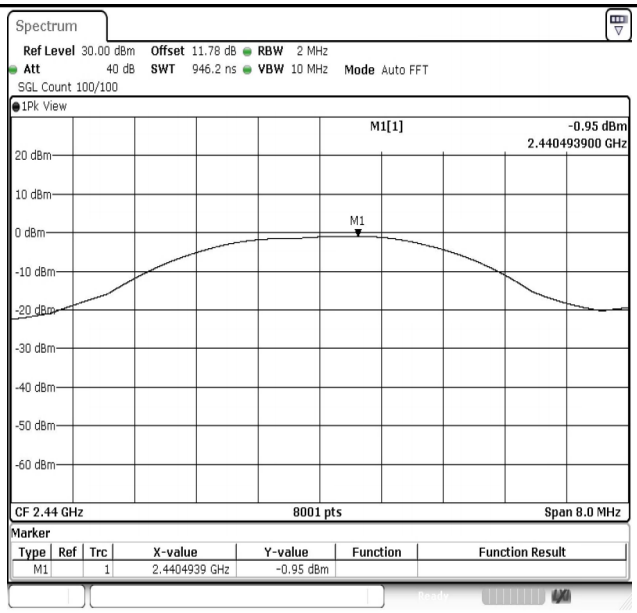

BLE_2M-Ant1-2440-PASS

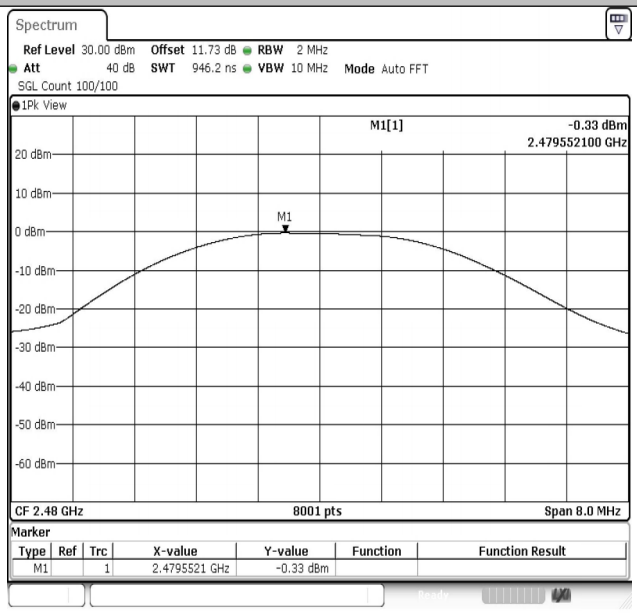

BLE_2M-Ant1-2480-PASS

Appendix D: Maximum power spectral density

Test Result

TestMode	Antenna	Frequency[MHz]	Result[dBm/3kHz]	Limit[dBm/3kHz]	Verdict
BLE_1M	Ant1	2402	-16.55	≤8.00	PASS
BLE_1M	Ant1	2440	-16.47	≤8.00	PASS
BLE_1M	Ant1	2480	-16.50	≤8.00	PASS
BLE_2M	Ant1	2402	-18.35	≤8.00	PASS
BLE_2M	Ant1	2440	-18.48	≤8.00	PASS
BLE_2M	Ant1	2480	-18.02	≤8.00	PASS

Test Graphs

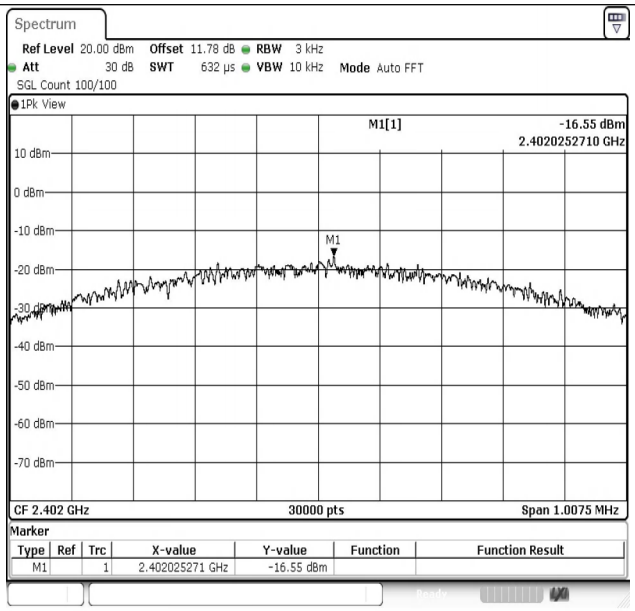

BLE_1M-Ant1-2402-PASS

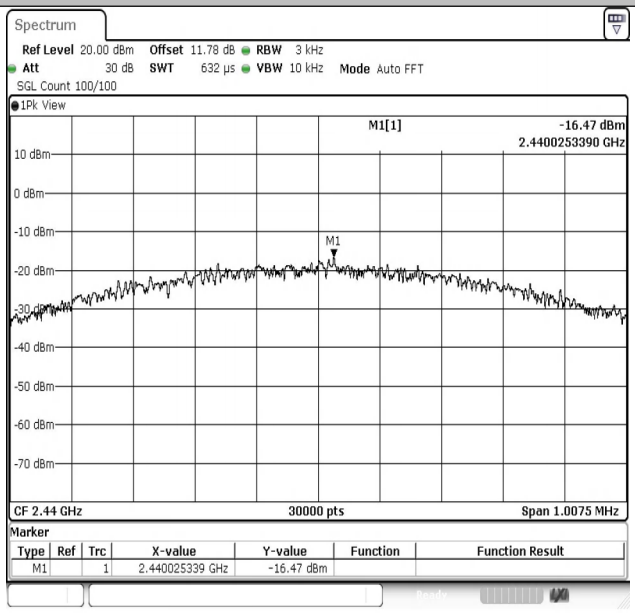

BLE_1M-Ant1-2440-PASS

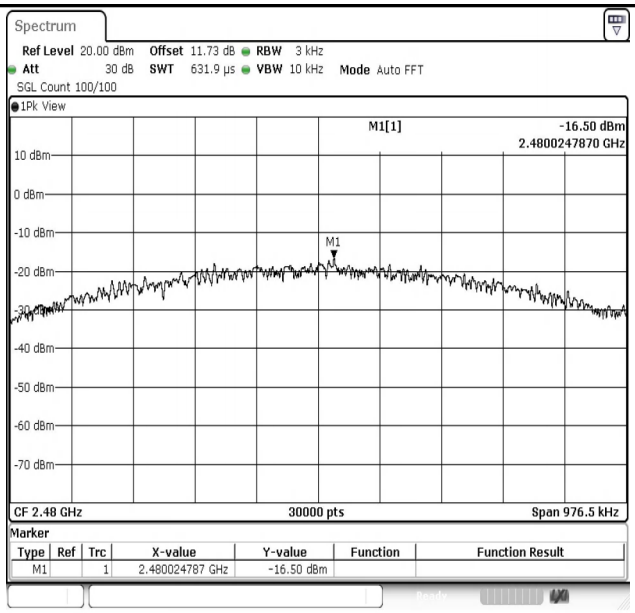

BLE_1M-Ant1-2480-PASS

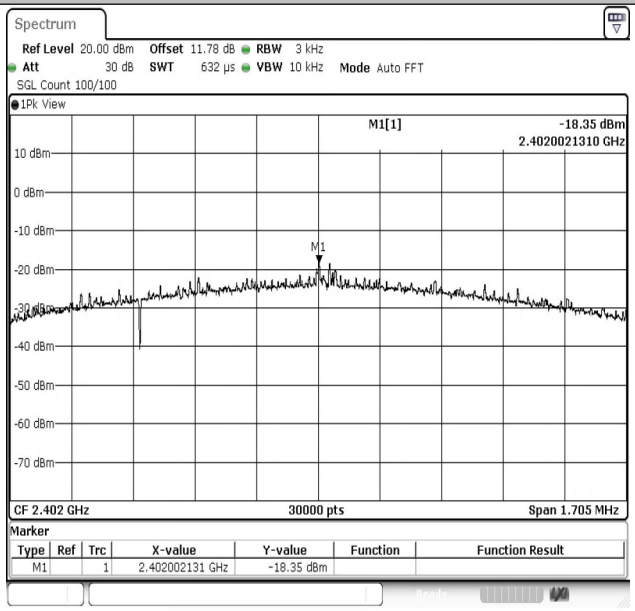

BLE_2M-Ant1-2402-PASS

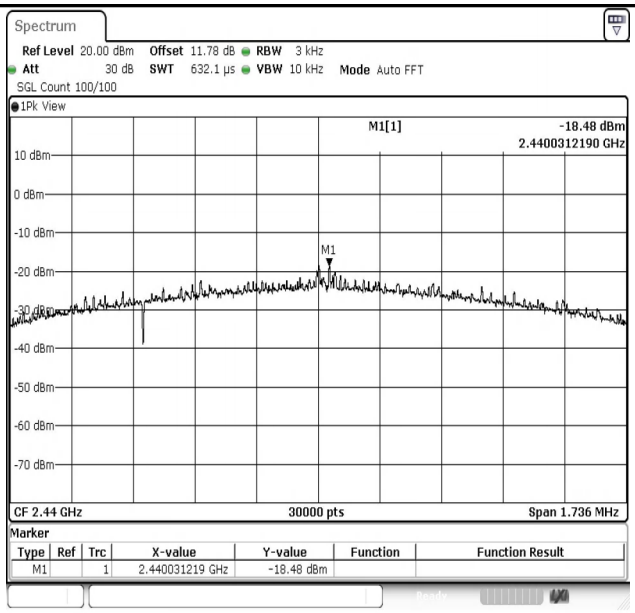

BLE_2M-Ant1-2440-PASS

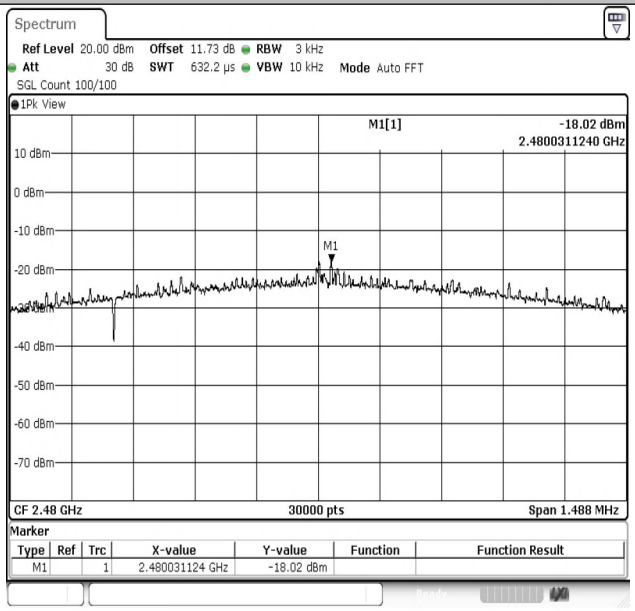

BLE_2M-Ant1-2480-PASS

Appendix E: Band edge measurements

Test Result

Test Mode	Antenna	ChName	Frequency [MHz]	RefLevel [dBm]	Result [dBm]	Limit [dBm]	Verdict
BLE_1M	Ant1	Low	2402	-2.13	-47.25	≤-22.13	PASS
BLE_1M	Ant1	High	2480	-1.33	-45.63	≤-21.33	PASS
BLE_2M	Ant1	Low	2402	-4.43	-47.6	≤-24.43	PASS
BLE_2M	Ant1	High	2480	-3.77	-45.73	≤-23.77	PASS

Test Graphs

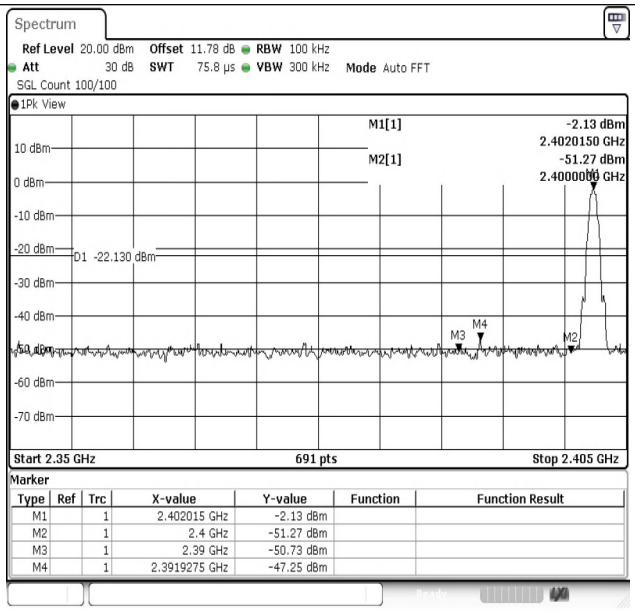

BLE_1M-Ant1-2402-PASS

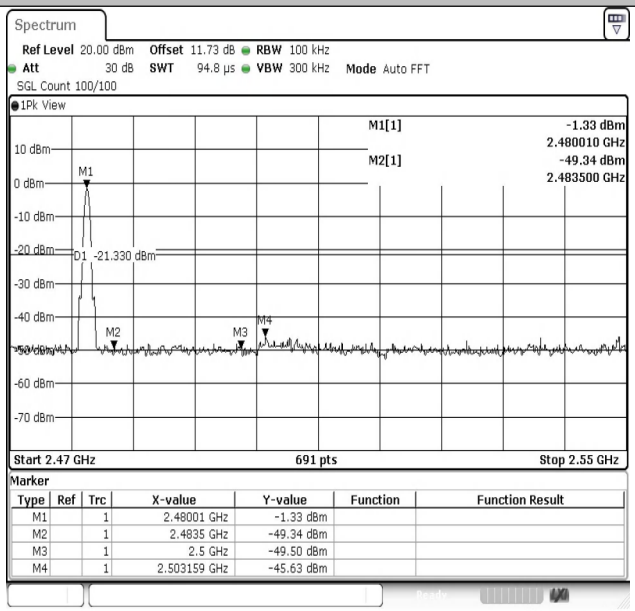

BLE_1M-Ant1-2480-PASS

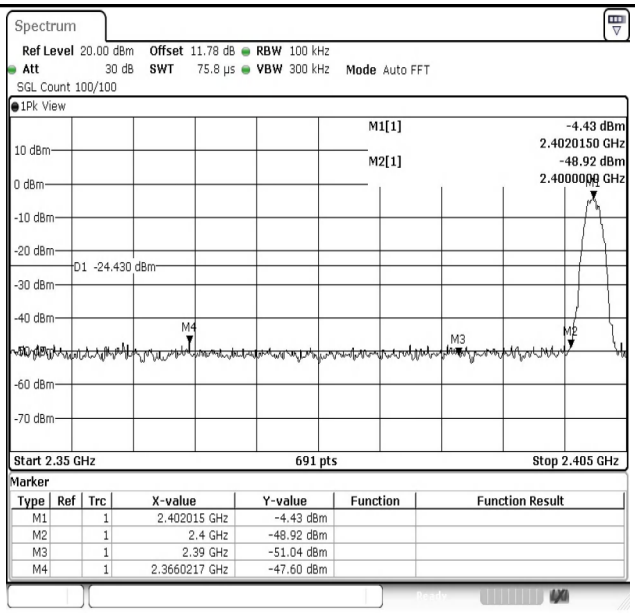

BLE_2M-Ant1-2402-PASS

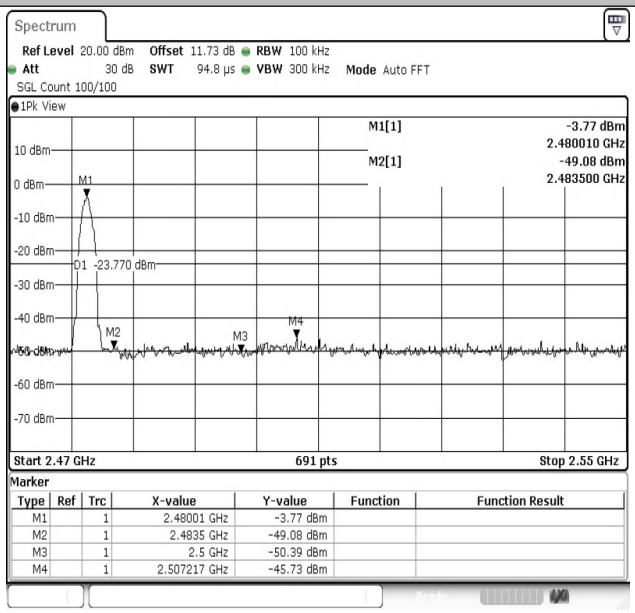

BLE_2M-Ant1-2480-PASS

Appendix F: Conducted Spurious Emission

Test Result

Test Mode	Antenna	Frequency [MHz]	Freq. Range [MHz]	Ref. Level [dBm]	Result [dBm]	Limit [dBm]	Verdict
BLE_1M	Ant1	2402	0~Reference	-4.71	-4.71	---	PASS
BLE_1M	Ant1	2402	30~1000	-4.71	-58.3	≤-24.71	PASS
BLE_1M	Ant1	2402	1000~26500	-4.71	-44.08	≤-24.71	PASS
BLE_1M	Ant1	2440	0~Reference	-3.78	-3.78	---	PASS
BLE_1M	Ant1	2440	30~1000	-3.78	-58.42	≤-23.78	PASS
BLE_1M	Ant1	2440	1000~26500	-3.78	-44.21	≤-23.78	PASS
BLE_1M	Ant1	2480	0~Reference	-3.73	-3.73	---	PASS
BLE_1M	Ant1	2480	30~1000	-3.73	-57.69	≤-23.73	PASS
BLE_1M	Ant1	2480	1000~26500	-3.73	-44.06	≤-23.73	PASS
BLE_2M	Ant1	2402	0~Reference	-4.31	-4.31	---	PASS
BLE_2M	Ant1	2402	30~1000	-4.31	-58.4	≤-24.31	PASS
BLE_2M	Ant1	2402	1000~26500	-4.31	-43.87	≤-24.31	PASS
BLE_2M	Ant1	2440	0~Reference	-6.21	-6.21	---	PASS
BLE_2M	Ant1	2440	30~1000	-6.21	-57.73	≤-26.21	PASS
BLE_2M	Ant1	2440	1000~26500	-6.21	-43.88	≤-26.21	PASS
BLE_2M	Ant1	2480	0~Reference	-4.89	-4.89	---	PASS
BLE_2M	Ant1	2480	30~1000	-4.89	-58.09	≤-24.89	PASS
BLE_2M	Ant1	2480	1000~26500	-4.89	-44.26	≤-24.89	PASS

Test Graphs

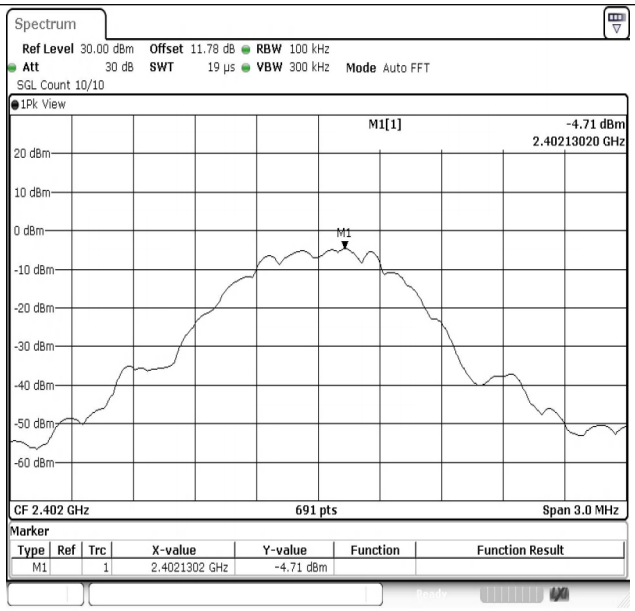

BLE_1M-Ant1-2402-0~Reference-PASS

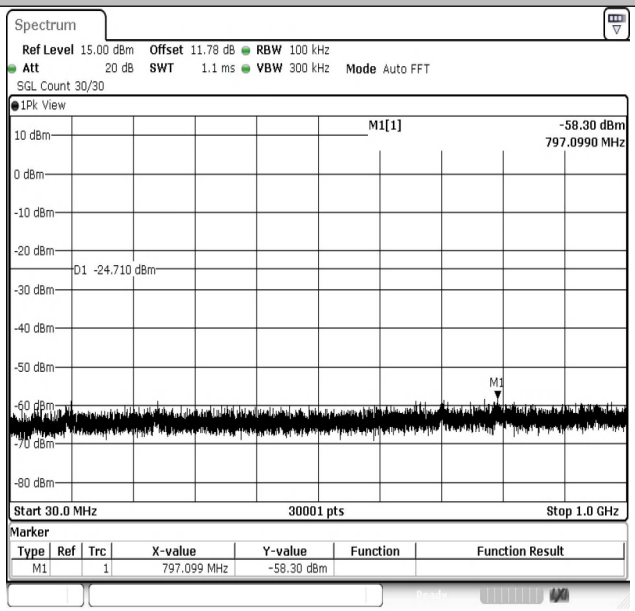

BLE_1M-Ant1-2402-30~1000-PASS

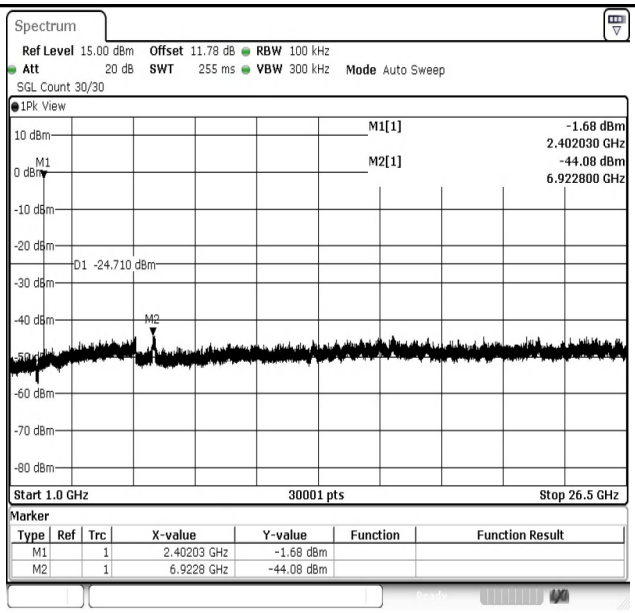

BLE_1M-Ant1-2402-1000~26500-PASS

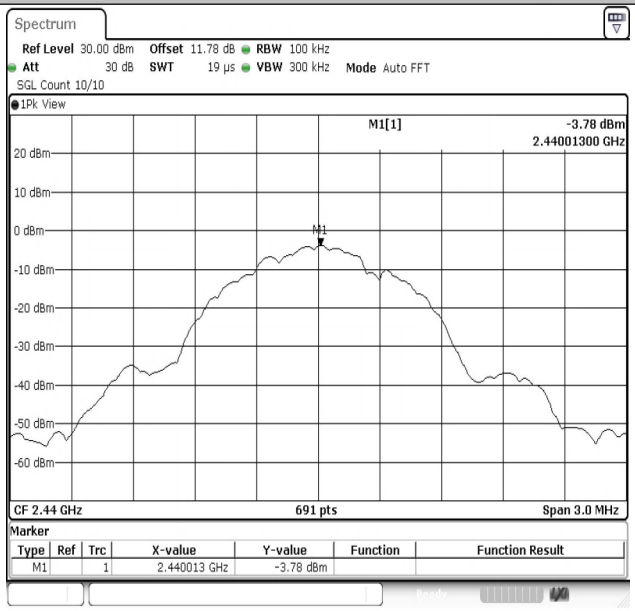

BLE_1M-Ant1-2440-0~Reference-PASS

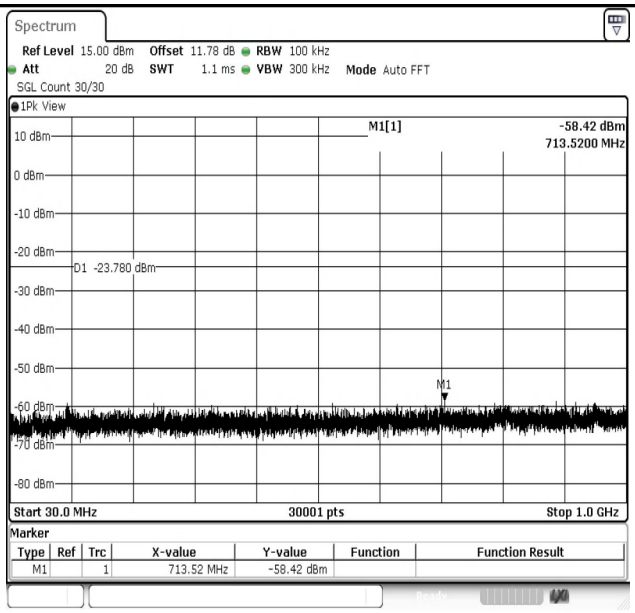

BLE_1M-Ant1-2440-30~1000-PASS

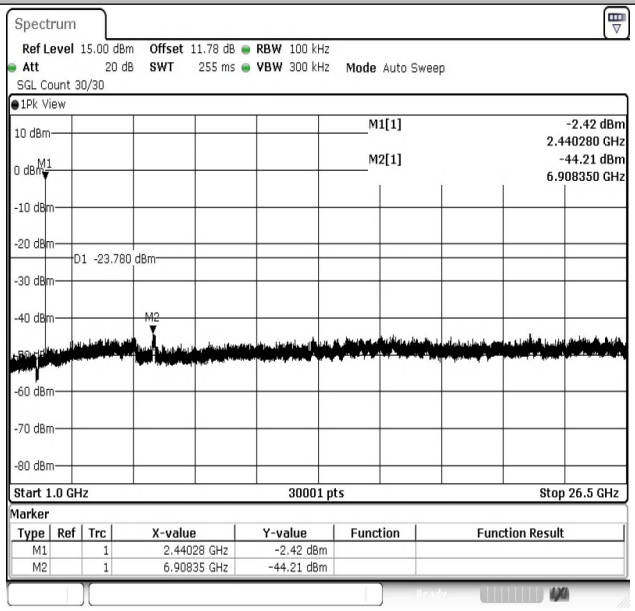

BLE_1M-Ant1-2440-1000~26500-PASS

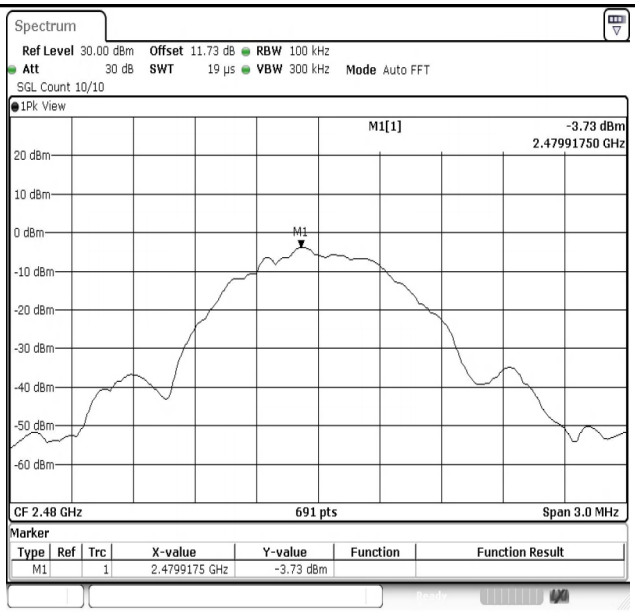

BLE_1M-Ant1-2480-0~Reference-PASS

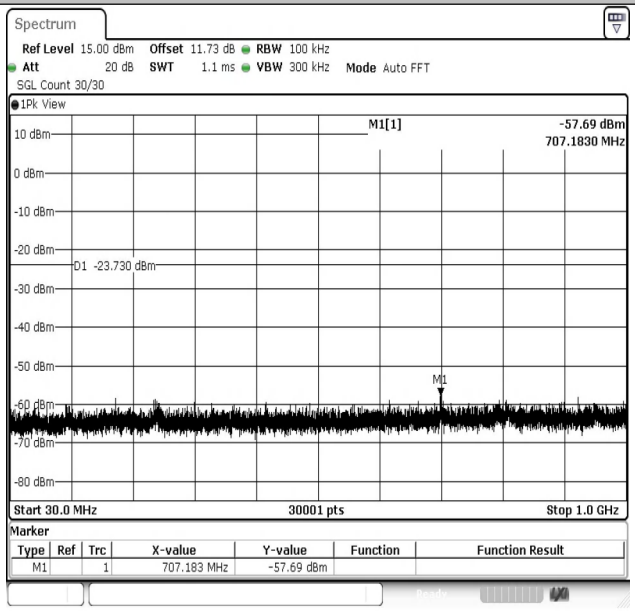

BLE_1M-Ant1-2480-30~1000-PASS

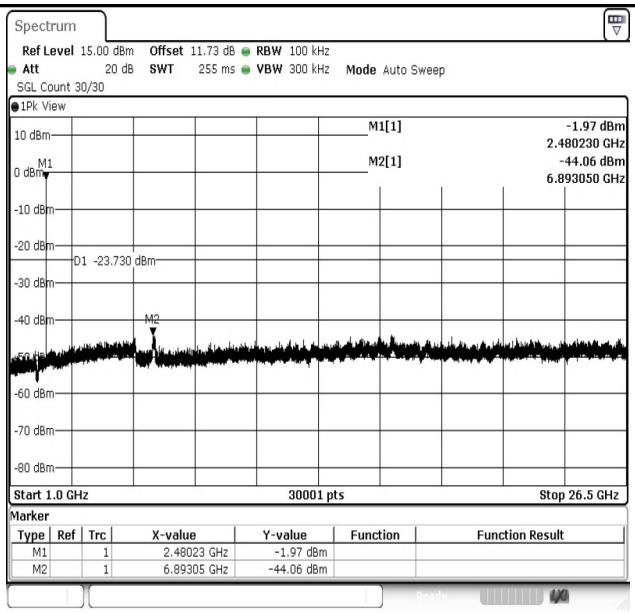

BLE_1M-Ant1-2480-1000~26500-PASS

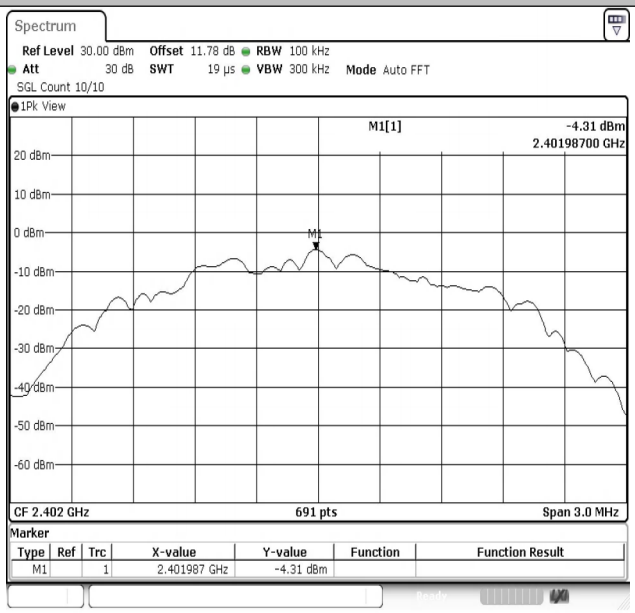

BLE_2M-Ant1-2402-0~Reference-PASS

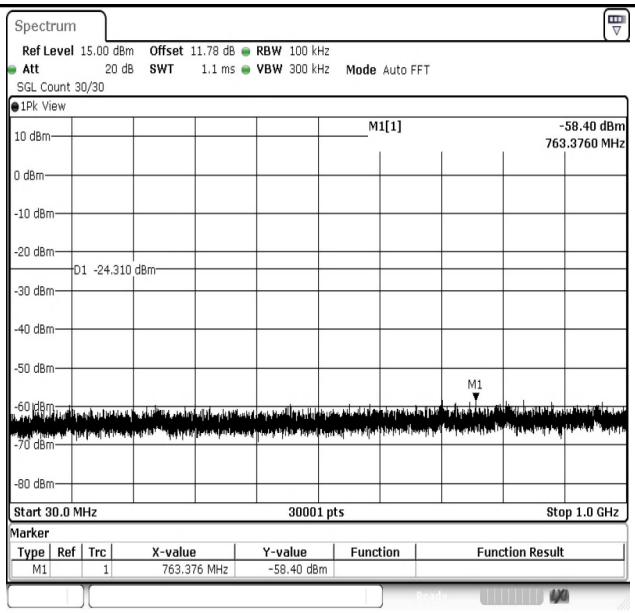

BLE_2M-Ant1-2402-30~1000-PASS

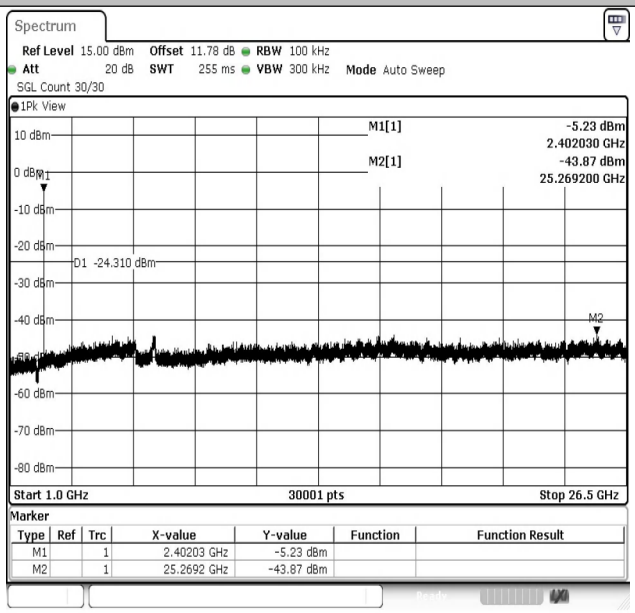

BLE_2M-Ant1-2402-1000~26500-PASS

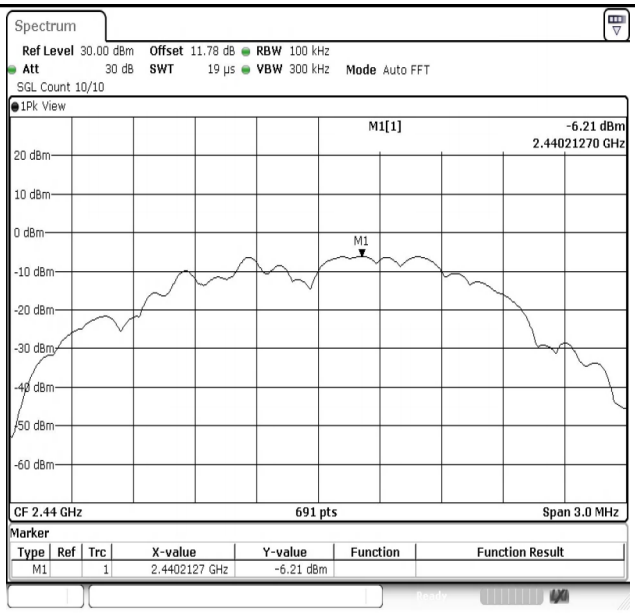

BLE_2M-Ant1-2440-0~Reference-PASS

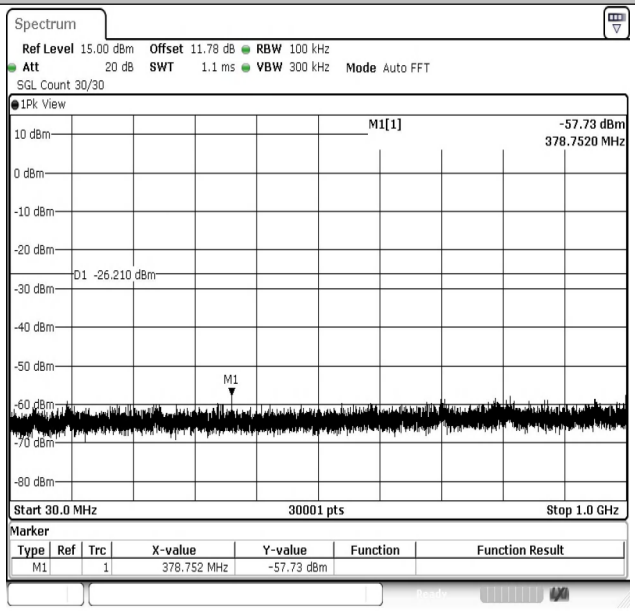

BLE_2M-Ant1-2440-30~1000-PASS

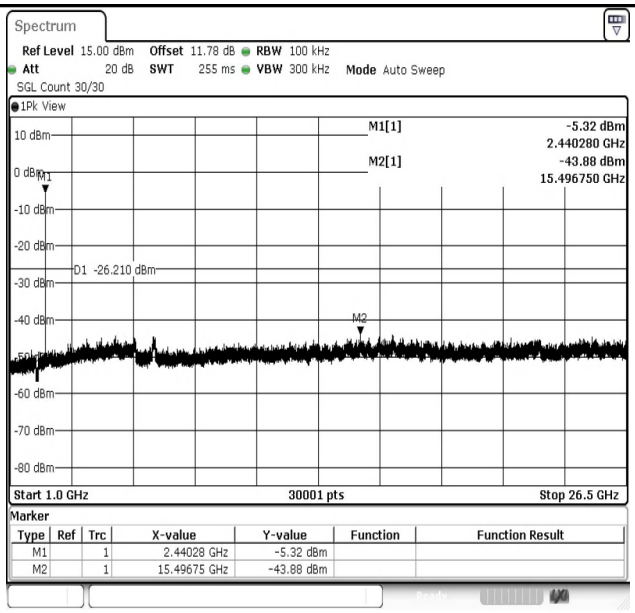

BLE_2M-Ant1-2440-1000~26500-PASS

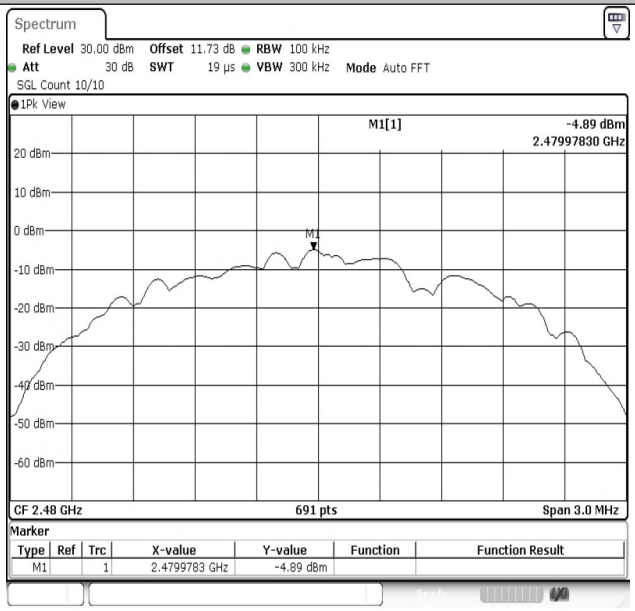

BLE_2M-Ant1-2480-0~Reference-PASS

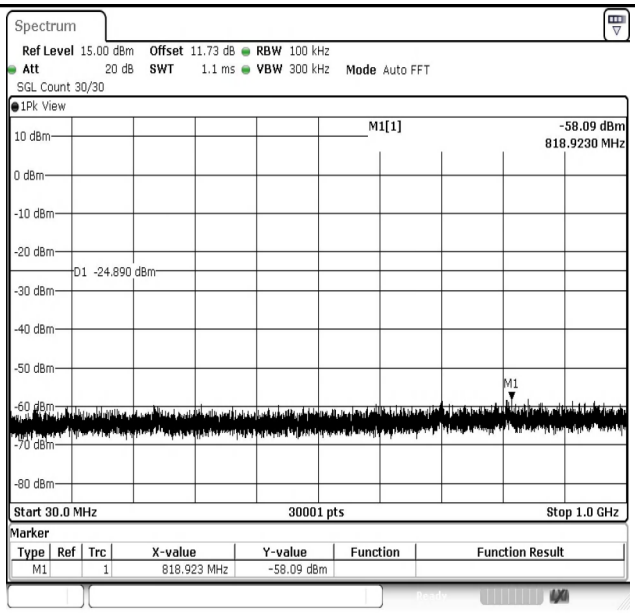

BLE_2M-Ant1-2480-30~1000-PASS

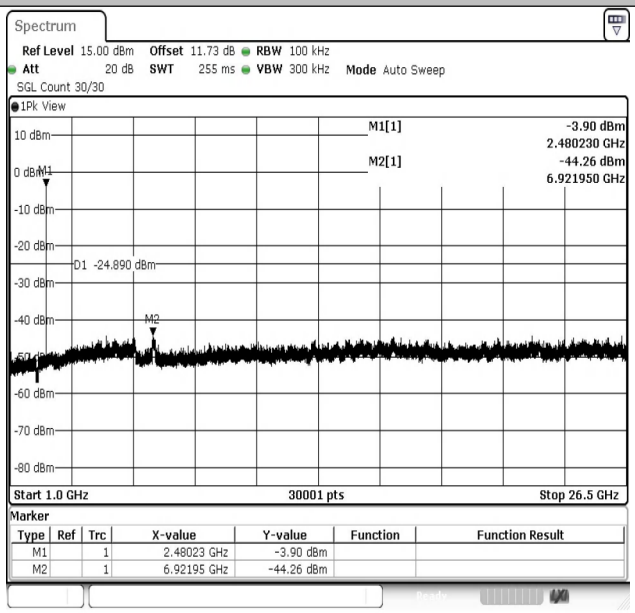

BLE_2M-Ant1-2480-1000~26500-PASS

Appendix G: Duty Cycle

Test Result

Test Mode	Antenna	Frequency [MHz]	ON Time [ms]	Period [ms]	Duty Cycle [%]	Duty Cycle Factor[dB]
BLE_1M	Ant1	2402	2.10	2.51	83.67	0.77
BLE_1M	Ant1	2440	2.10	2.50	84.00	0.76
BLE_1M	Ant1	2480	2.10	2.50	84.00	0.76
BLE_2M	Ant1	2402	1.06	1.88	56.38	2.49
BLE_2M	Ant1	2440	1.06	1.88	56.38	2.49
BLE_2M	Ant1	2480	1.06	1.88	56.38	2.49

Test Graphs

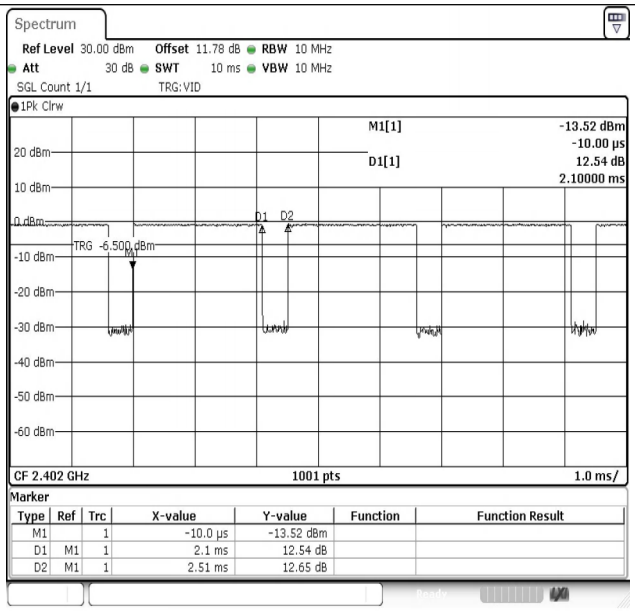

NTNV-BLE_1M-Ant1-2402

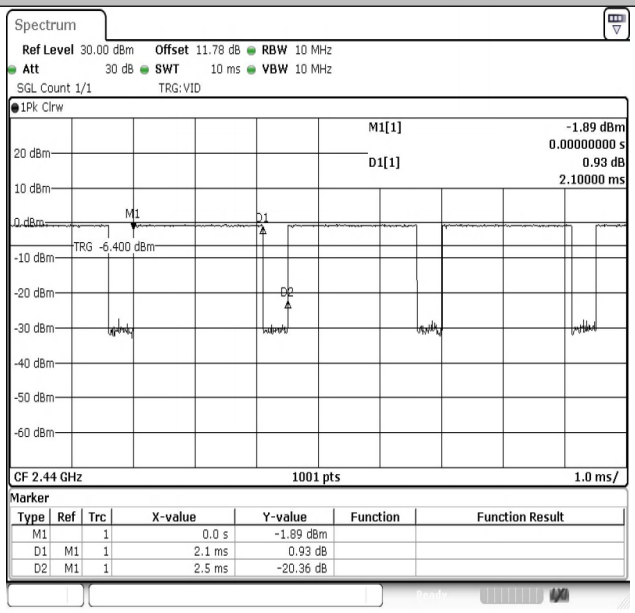

NTNV-BLE_1M-Ant1-2440

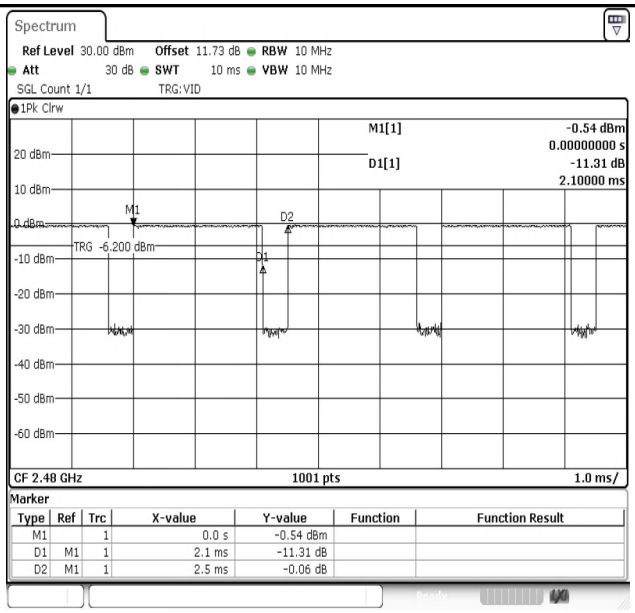

NTNV-BLE_1M-Ant1-2480

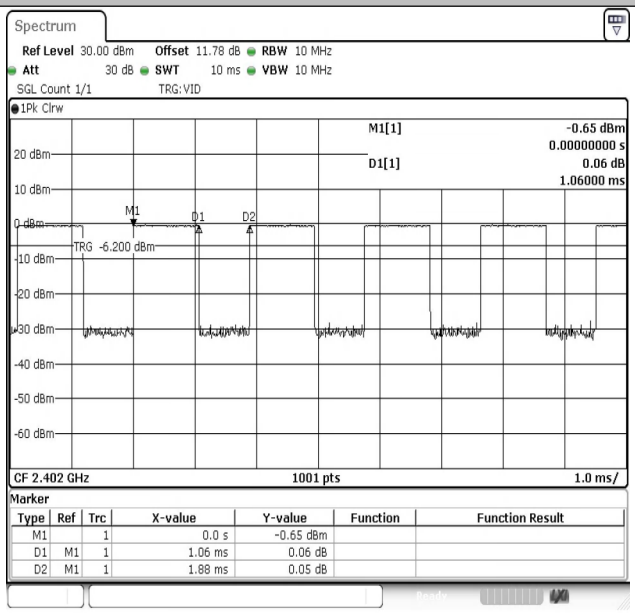

NTNV-BLE_2M-Ant1-2402

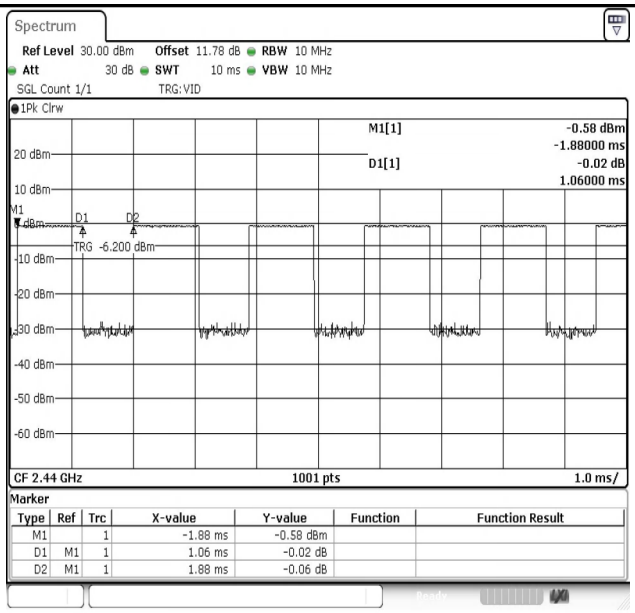

NTNV-BLE_2M-Ant1-2440

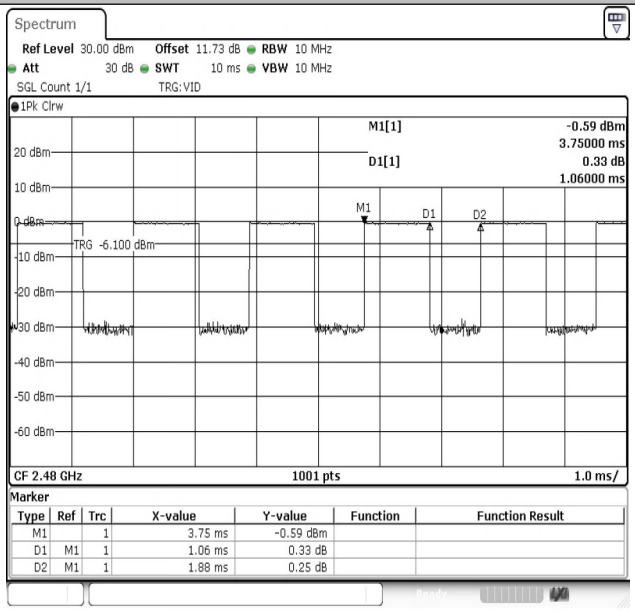

NTNV-BLE_2M-Ant1-2480

---End---