User's Manual

Desktop computer

Do not fall

Afraid of rain

Afraid of sun exposure

handle with care

Appearance and function（English）

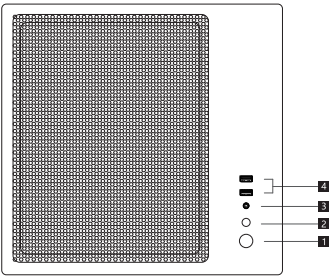

1 On-off switch
2 Reset switch
3 Two in one audio interface
4 USB interface

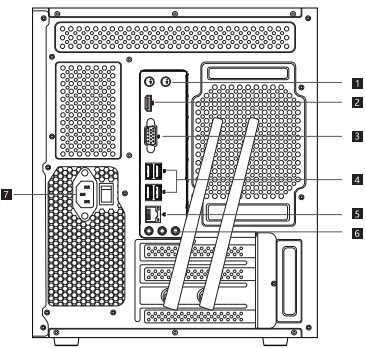

1 PS/2 interface
2 HDMI interface
3 VGA interface
4 USB interface
5 Ethernet interface
6 Audio input and output Interface with microphone
7 Power input jack

Remark: The appearance of the product is subject to the real item.

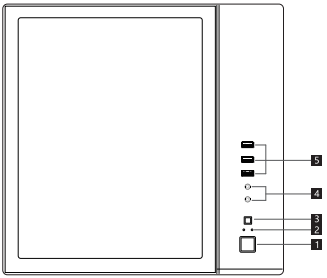

1 On-off switch
2 Indicator light
3 Reset switch
4 Audio input and output Interface with microphone
5 USB interface

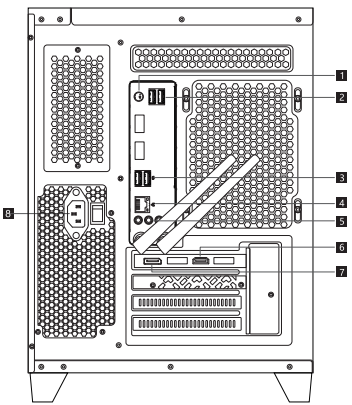

1 PS/2 interface
2 USB interface
3 USB interface
4 Ethernet interface
5 Audio input and output Interface with microphone
6 HDMI interface
7 DP interface
8 Power input jack

Remark: The appearance of the product is subject to the real item.

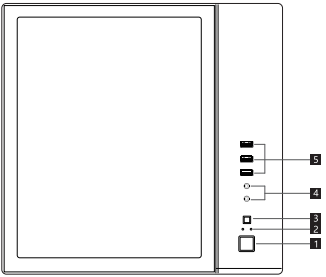

1 On-off switch
2 Indicator light
3 Reset switch
4 Audio input and output Interface with microphone
5 USB interface

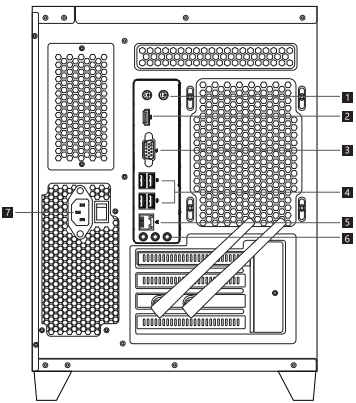

1 PS/2 interface
2 HDMI interface
3 VGA interface
4 USB interface
5 Ethernet interface
6 Audio input and output Interface with microphone
7 Power input jack

Remark: The appearance of the product is subject to the real item.

Aspect et fonction（French）

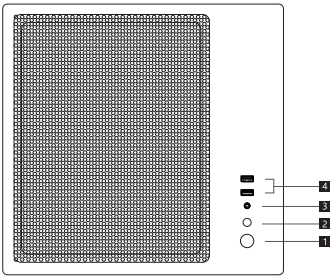

1 Interrupteur électrique
2 Réinitialiser l'interrupteur
3 Deux en une connexion audio
4 USB connexion

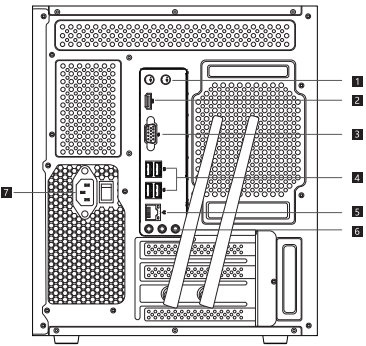

1 PS/2 connexion
2 Connecteur HDMI
3 Connecteur VGA
4 USB connexion
5 Interface Ethernet
6 Entrée audio sortie Connexion au microphone
7 Entrée d'alimentation électrique

Remarque : l'apparence du produit est physique

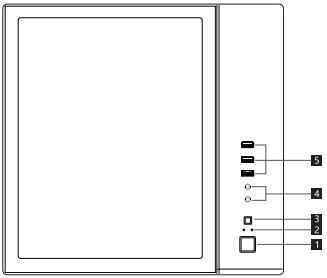

1 Interrupteur électrique
2 indicateur de lumière
3 Réinitialiser l'interrupteur
4 Entrée audio sortie
Connexion au microphone
5 USB connexion

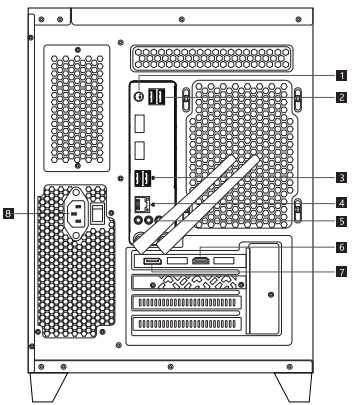

1 PS/2 connexion
2 USB connexion
3 USB connexion
4 Interface Ethernet
5 Entrée audio sortie
Connexion au microphone
6 Connecteur HDMI
7 DP connexion
8 Entrée d'alimentation électrique

Remarque : l'apparence du produit est physique

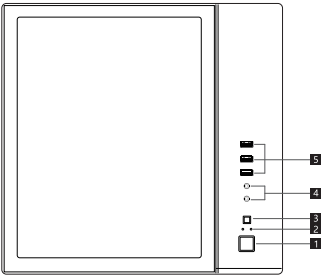

1 Interrupteur électrique
2 indicateur de lumière
3 Réinitialiser l'interrupteur
4 Entrée audio sortie
Connexion au microphone
5 USB connexion

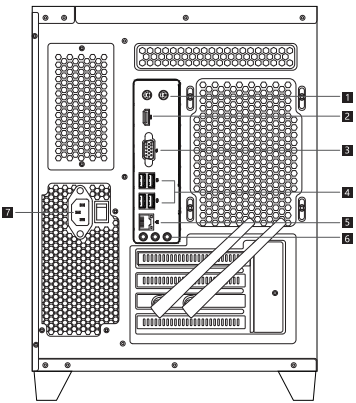

1 PS/2 connexion
2 Connecteur HDMI
3 Connecteur VGA
4 USB connexion
5 Interface Ethernet.
6 Entrée audio sortie
Connexion au microphone.
7 Entrée d'alimentation électrique

Remarque : l'apparence du produit est physique

Aussehen und Funktion（German）

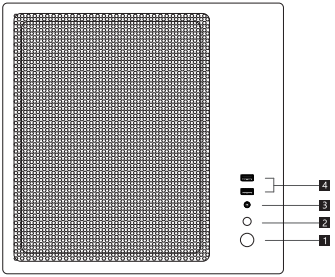

1 Stromschalter
2 Zurückschalter.
3 2 in 1 Audioanschluss
4 USB Anschluss

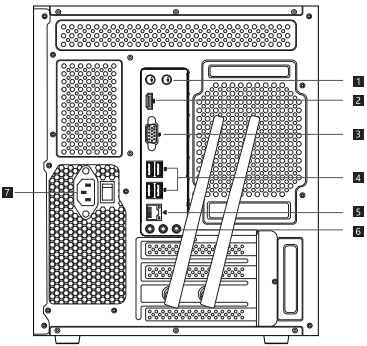

1 PS/2 Anschlüsse
2 HDMI Anschluss
3 VGA Anschluss
4 USB Anschluss
5 Ethernet-Schnittstelle
6 Audio-Eingang-Ausgang Verbindung mit dem Mikrofon
7 Stromversorgung Eingang

Hinweis: Das Erscheinungsbild des Produkts ist physisch

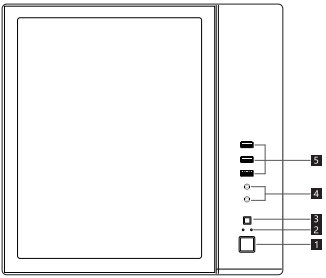

1 Stromschalter
2 Leuchten
3 Zurückschalter.
4 Audio-Eingang-Ausgang Verbindung mit dem Mikrofon
5 USB Anschluss

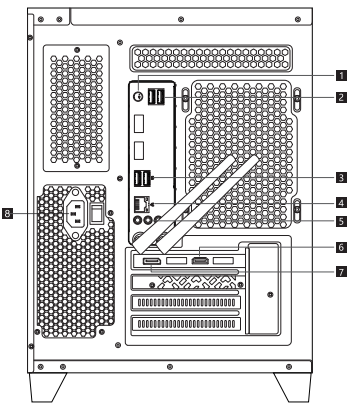

1 PS/2 Anschlüsse
2 USB Anschluss
3 USB Anschluss
4 Ethernet-Schnittstelle
5 Audio-Eingang-Ausgang Verbindung mit dem Mikrofon
6 HDMI Anschluss
7 DP Anschlüsse
8 Stromversorgung Eingang

Hinweis: Das Erscheinungsbild des Produkts ist physisch

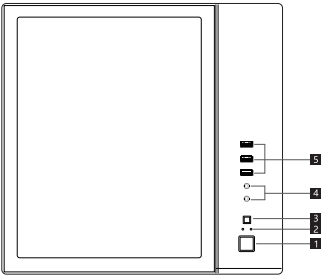

1 Stromschalter

2 Leuchten

3 Zurückschalter.

4 Audio-Eingang-Ausgang Verbindung mit dem Mikrofon

5 USB Anschluss

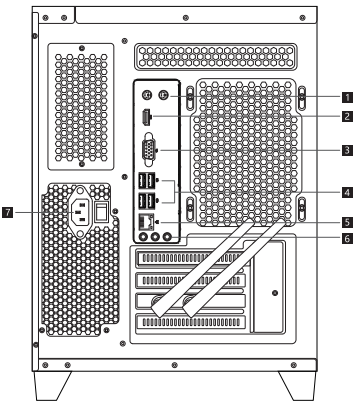

1 PS/2 Anschlüsse

2 HDMI Anschluss

3 VGA Anschluss

4 USB Anschluss

5 Ethernet-Schnittstelle

6 Audio-Eingang-Ausgang Verbindung mit dem Mikrofon

7 Stromversorgung Eingang

Hinweis: Das Erscheinungsbild des Produkts ist physisch

El cariz y Función（Spanish）

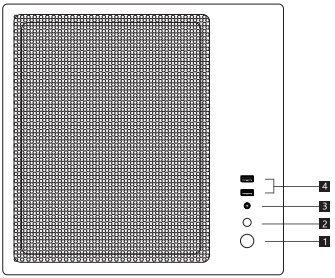

1 Botón de encendido
2 Botón de reset
3 Combinación de audio
4 Puertos USB

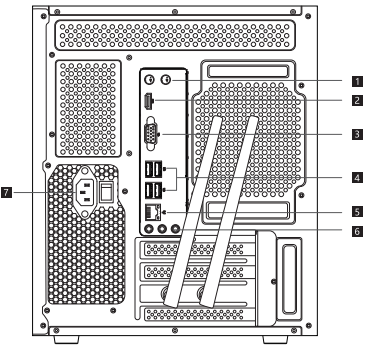

1 Puerto PS/2
2 Puerto de Salida HDMI
3 Puerto de Salida VGA
4 Puertos USB
5 Puerto LAN
6 Connector para auriculares y Conector para micrófono
7 Entrada de alimentación

Observación: La cariz y las funciones dependen del producto real.

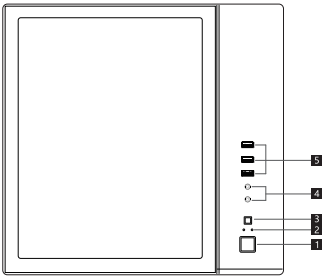

1 Botón de encendido
2 Indicador
3 Botón de reset
4 Connector para auriculares y Conector para micrófono
5 Puertos USB

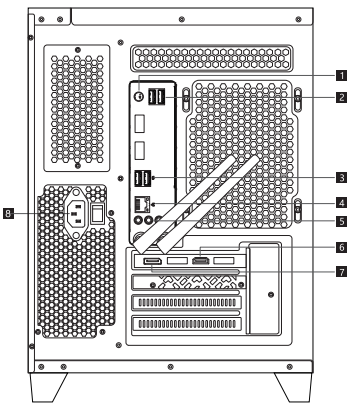

1 Puerto PS/2
2 Puertos USB
3 Puertos USB
4 Puerto LAN
5 Connector para auriculares y Conector para micrófono
6 Puerto de Salida HDMI
7 Puerto de Salida DP
8 Entrada de alimentación

Observación: La cariz y las funciones dependen del producto real.

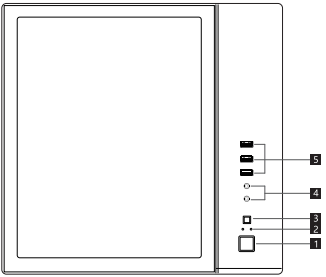

1 Botón de encendido
2 Indicador
3 Botón de reset
4 Connector para auriculares y Conector para micrófono
5 Puertos USB

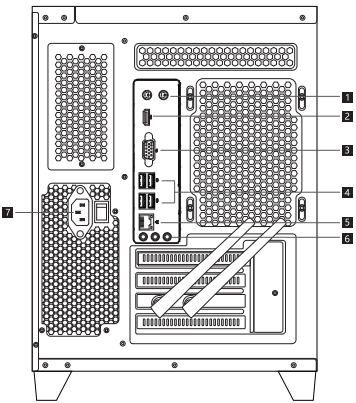

1 Puerto PS/2
2 Puerto de Salida HDMI
3 Puerto de Salida VGA
4 Puertos USB
5 Puerto LAN
6 Connector para auriculares y Conector para micrófono
7 Entrada de alimentación

Observación: La cariz y las funciones dependen del producto real.

Aparência e função（Portuguese）

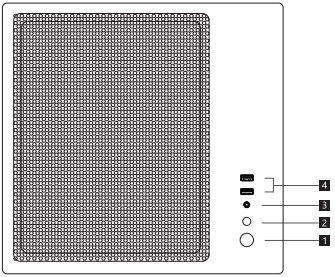

1 Interruptor de energia
2 Reiniciar interruptor
3 Duas em uma interface de áudio
4 Conectividade USB

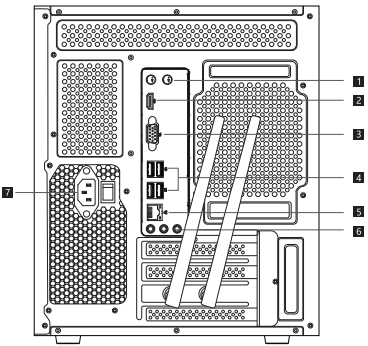

1 Conexão PS/2
2 Conexão HDMI
3 Conectividade VGA
4 Conectividade USB
5 Interface Ethernet
6 Entrada e Saída de Áudio Conectividade com microfone
7 Entrada de potência

Nota: A aparência do produto depende da natureza

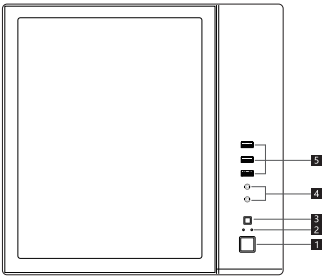

1 Interruptor de energia
2 luzes indicadoras
3 Reiniciar interruptor
4 Entrada e Saída de Áudio
Conectividade com microfone
5 Conectividade USB

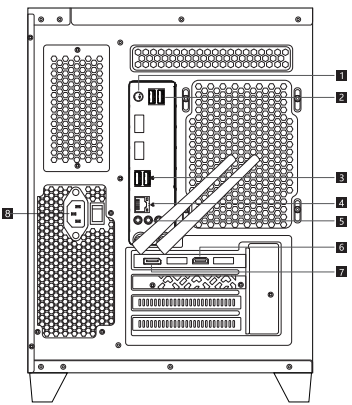

1 Conexão PS/2
2 Conectividade USB
3 Conectividade USB
4 Interface Ethernet
5 Entrada e Saída de Áudio
Conectividade com microfone
6 Conexão HDMI
7 Conectividade DP
8 Entrada de potência

Nota: A aparência do produto depende da natureza

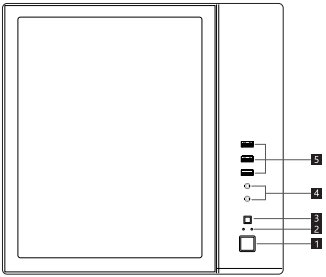

1 Interruptor de energia
2 luzes indicadoras
3 Reiniciar interruptor
4 Entrada e Saída de Áudio
Conectividade com microfone
5 Conectividade USB

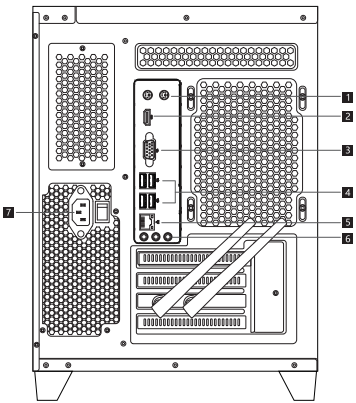

1 Conexão PS/2
2 Conexão HDMI
3 Conectividade VGA
4 Conectividade USB
5 Interface Ethernet
6 Entrada e Saída de Áudio
Conectividade com microfone
7 Entrada de potência

Nota: A aparência do produto depende da natureza

FCC WARNING

This device complies with part 15 of the FCC Rules. Operation is subject to the following two conditions: (1) this device may not cause harmful interference, and (2) this device must accept any interference received, including interference that may cause undesired operation.

Any changes or modifications not expressly approved by the party responsible for compliance could void the user's authority to operate the equipment.

NOTE: This equipment has been tested and found to comply with the limits for a Class B digital device, pursuant to Part 15 of the FCC Rules. These limits are designed to provide reasonable protection against harmful interference in a residential installation. This equipment generates, uses and can radiate radio frequency energy and, if not installed and used in accordance with the instructions, may cause harmful interference to radio communications. However, there is no guarantee that interference will not occur in a particular installation.

If this equipment does cause harmful interference to radio or television reception, which can be determined by turning the equipment off and on, the user is encouraged to try to correct the interference by one or more of the following measures:

-- Reorient or relocate the receiving antenna.

-- Increase the separation between the equipment and receiver.

-- Connect the equipment into an outlet on a circuit different from that to which the receiver is connected.

-- Consult the dealer or an experienced radio/TV technician for help.

To maintain compliance with FCC’s RF Exposure guidelines, This equipment should be installed and operated with minimum distance between 20cm the radiator your body: Use only the supplied antenna.