Appendix: Bluetooth Classic of left ear

Contents

Contents 2
Dwell Time 3
Duty Cycle 13
Maximum Peak Conducted Output Power 19
-20dB Bandwidth 25
Occupied Channel Bandwidth 31
Carrier Frequencies Separation 37
Band Edge 43
Band Edge(Hopping) 50
Conducted RF Spurious Emission 57
Number of Hopping Channel 67

Dwell Time

Condition	Mode	Frequency (MHz)	Antenna	Pulse Time (ms)	Total Dwell Time (ms)	Burst Count	Period Time (ms)	Limit (ms)	Verdict
NVNT	1-DH1	2402	Ant1	0.394	125.686	319	31600	400	Pass
NVNT	1-DH3	2402	Ant1	1.65	262.35	159	31600	400	Pass
NVNT	1-DH5	2402	Ant1	2.899	310.193	107	31600	400	Pass
NVNT	2-DH1	2402	Ant1	0.401	127.919	319	31600	400	Pass
NVNT	2-DH3	2402	Ant1	1.652	262.668	159	31600	400	Pass
NVNT	2-DH5	2402	Ant1	2.901	310.407	107	31600	400	Pass
NVNT	3-DH1	2402	Ant1	0.402	128.238	319	31600	400	Pass
NVNT	3-DH3	2402	Ant1	1.652	264.32	160	31600	400	Pass
NVNT	3-DH5	2402	Ant1	2.904	310.728	107	31600	400	Pass

Test Graphs

Dwell NVNT 1-DH1 2402MHz Ant1 One Burst

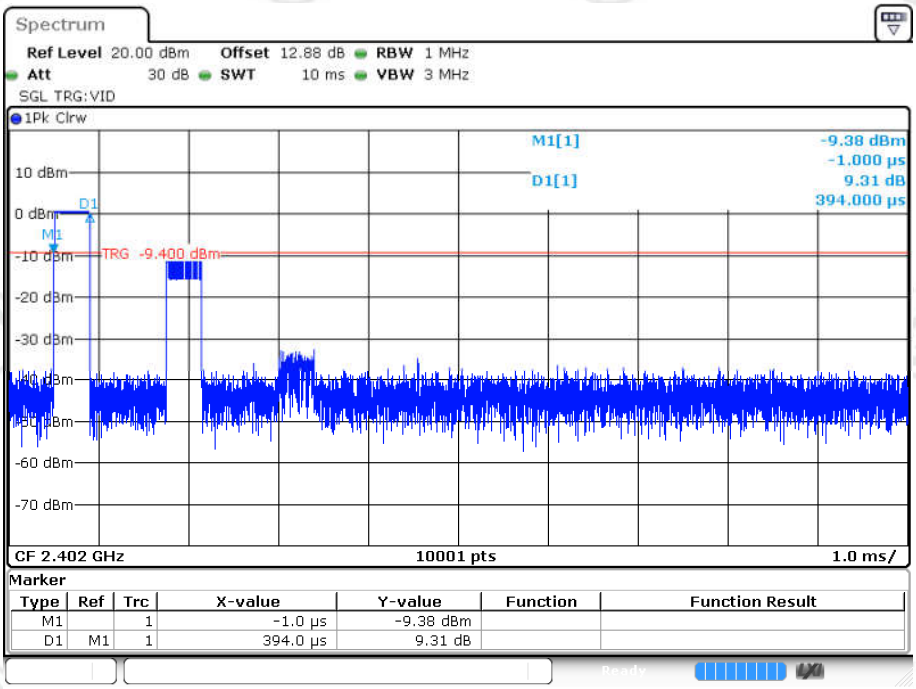

Date: 31.DEC.2024 09:18:04

Dwell NVNT 1-DH1 2402MHz Ant1 Accumulated

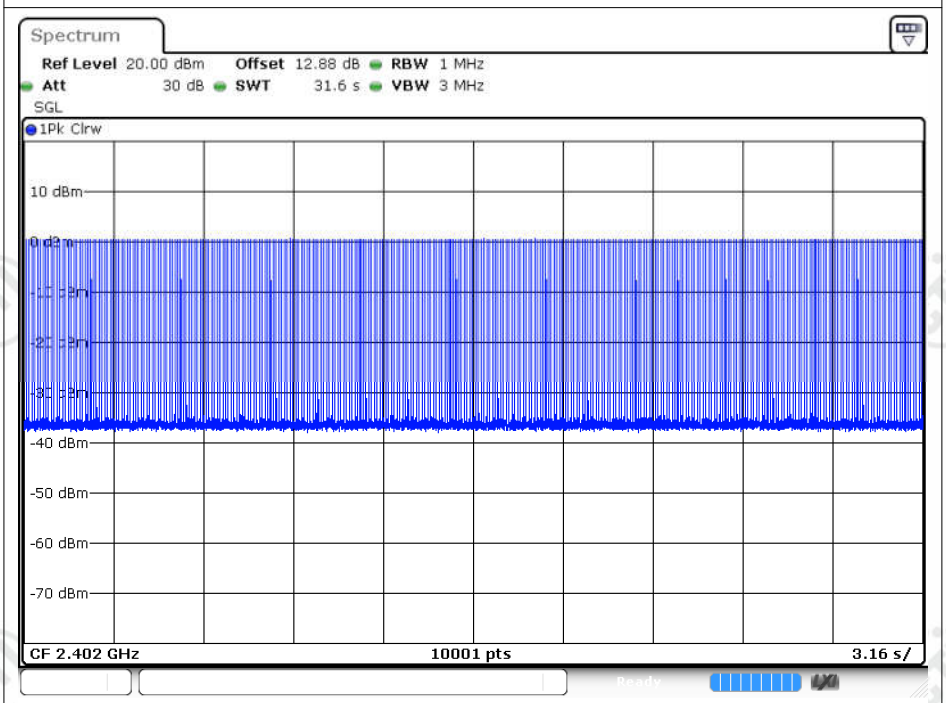

Date: 31.DEC.2024 09:18:37

Dwell NVNT 1-DH3 2402MHz Ant1 One Burst

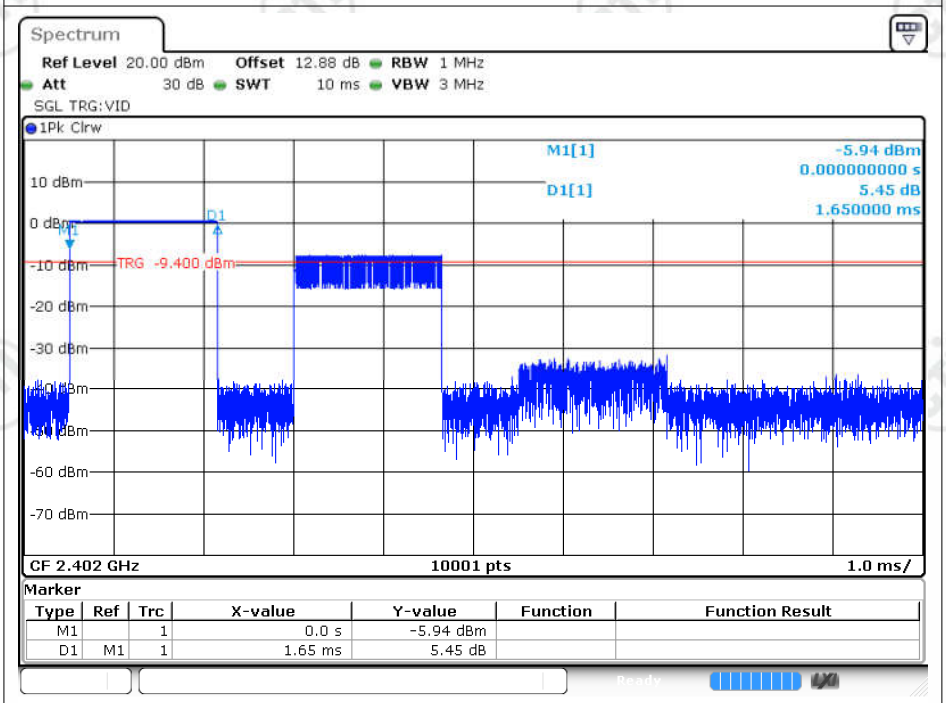

Date: 31.DEC.2024 09:19:14

Dwell NVNT 1-DH3 2402MHz Ant1 Accumulated

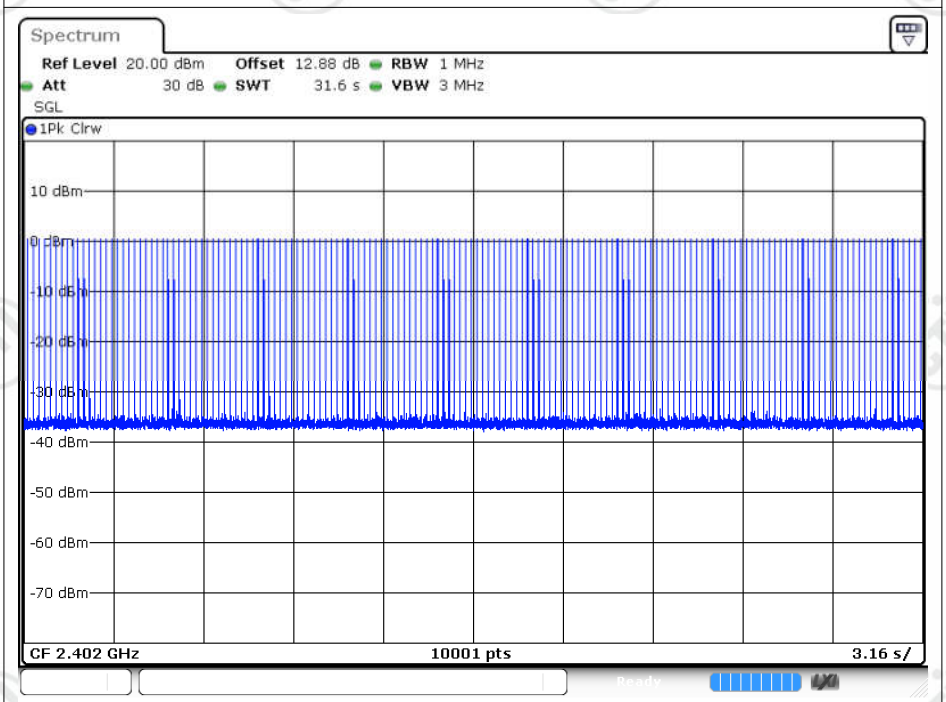

Date: 31.DEC.2024 09:19:47

Dwell NVNT 1-DH5 2402MHz Ant1 One Burst

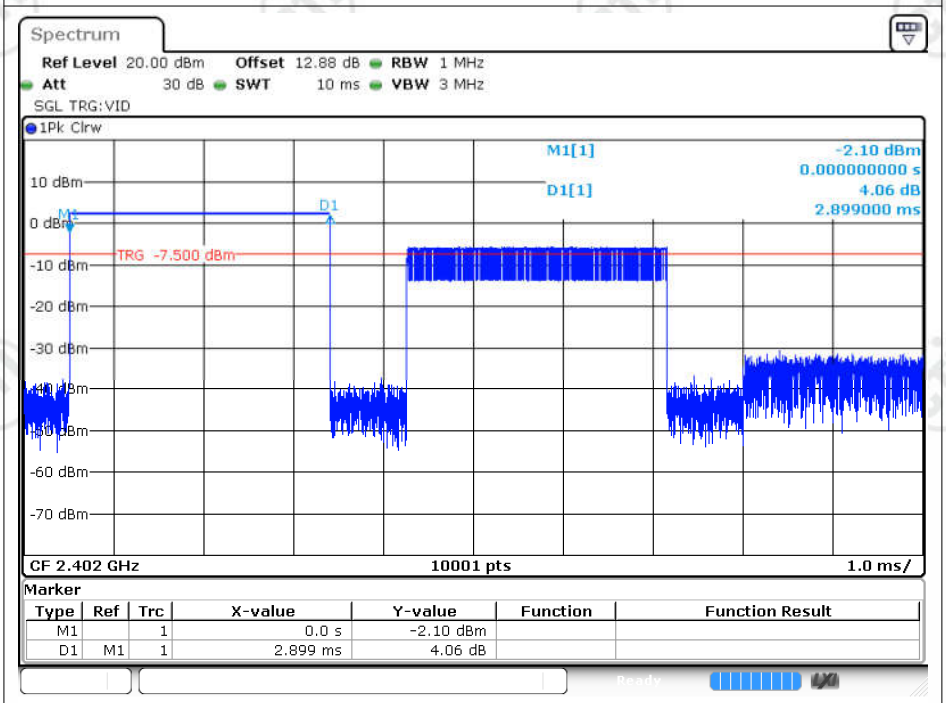

Date: 31.DEC.2024 08:54:52

Dwell NVNT 1-DH5 2402MHz Ant1 Accumulated

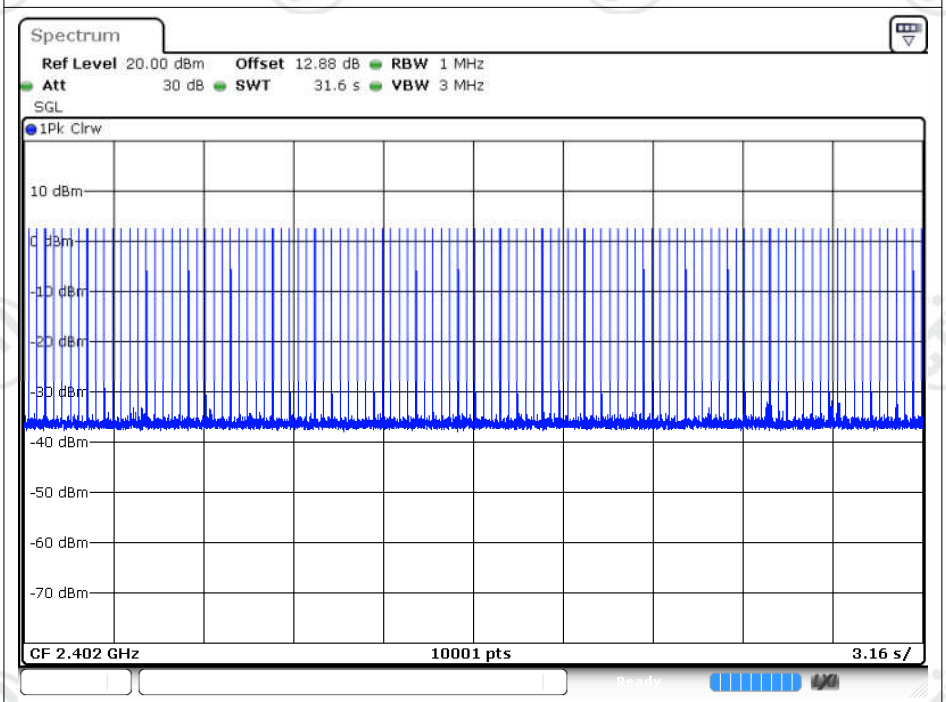

Date: 31.DEC.2024 08:55:25

Dwell NVNT 2-DH1 2402MHz Ant1 One Burst

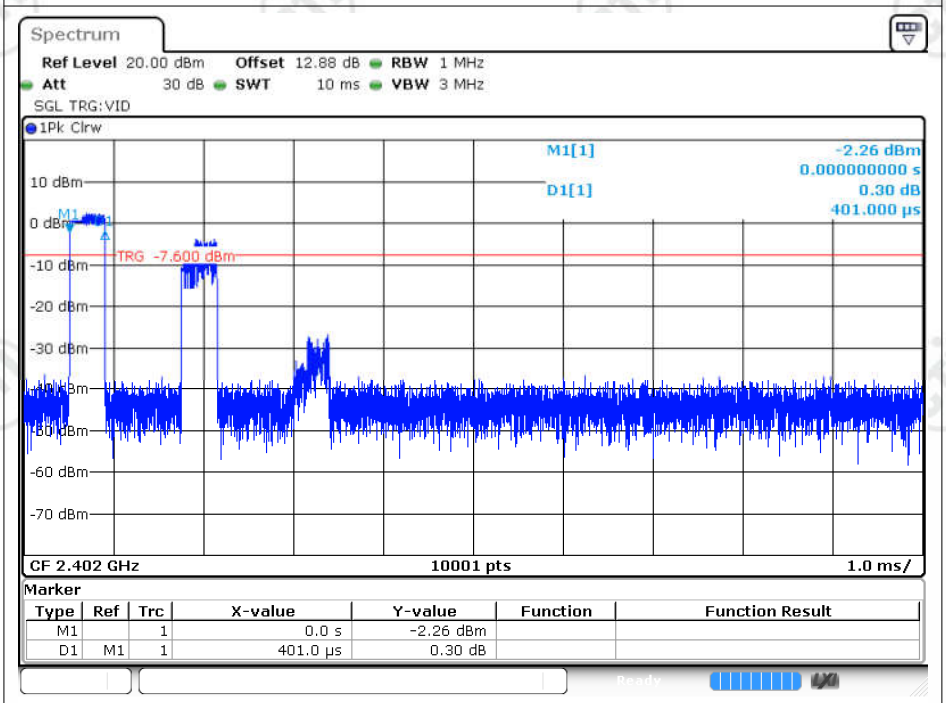

Date: 31.DEC.2024 09:20:12

Dwell NVNT 2-DH1 2402MHz Ant1 Accumulated

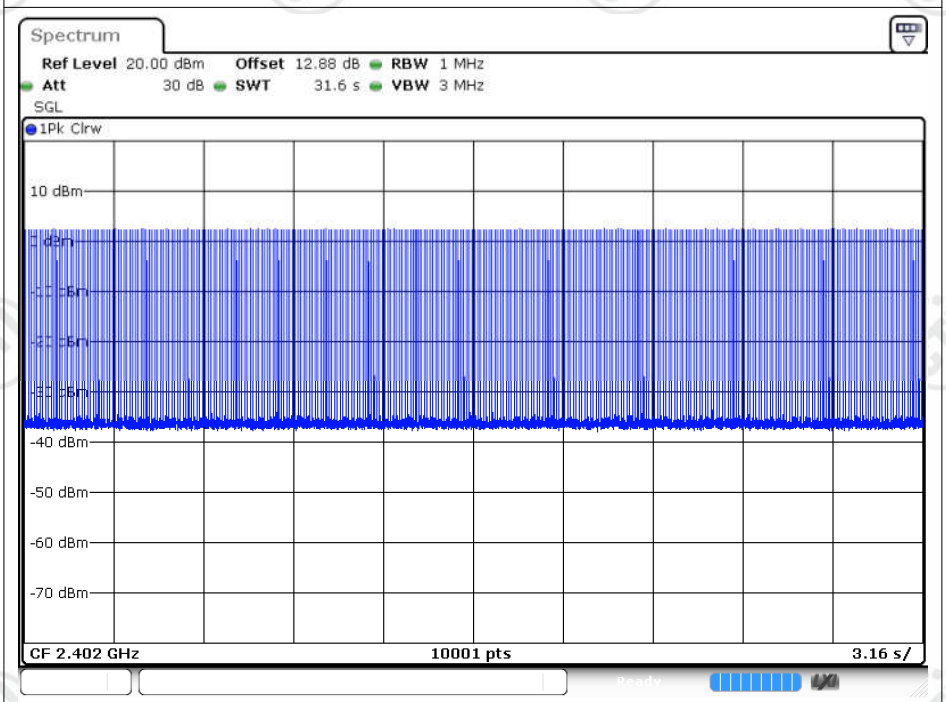

Date: 31.DEC.2024 09:20:45

Dwell NVNT 2-DH3 2402MHz Ant1 One Burst

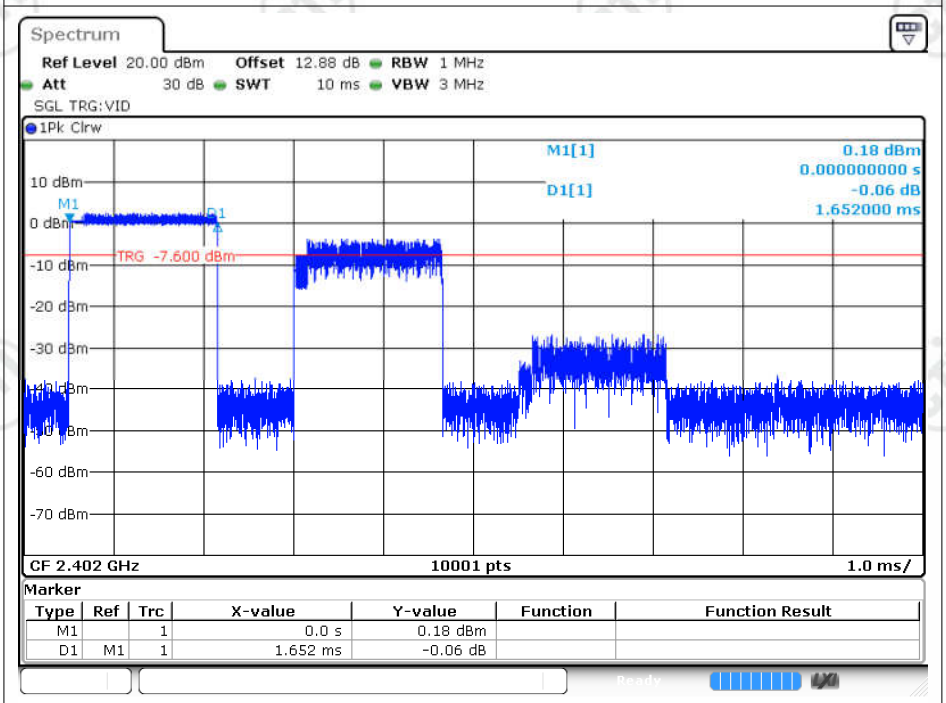

Date: 31.DEC.2024 09:21:00

Dwell NVNT 2-DH3 2402MHz Ant1 Accumulated

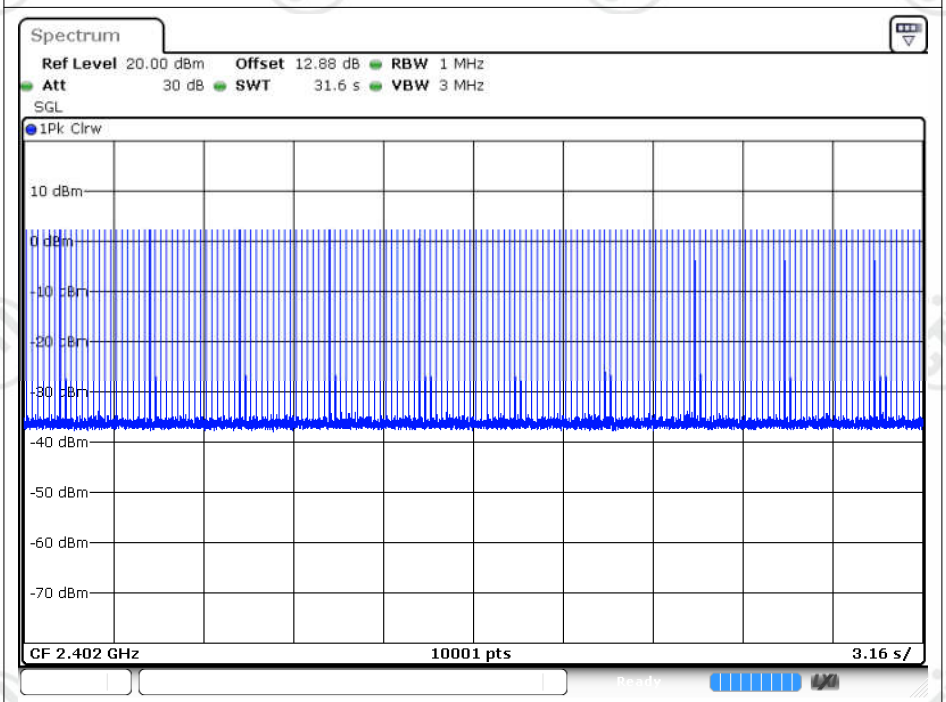

Date: 31.DEC.2024 09:21:32

Dwell NVNT 2-DH5 2402MHz Ant1 One Burst

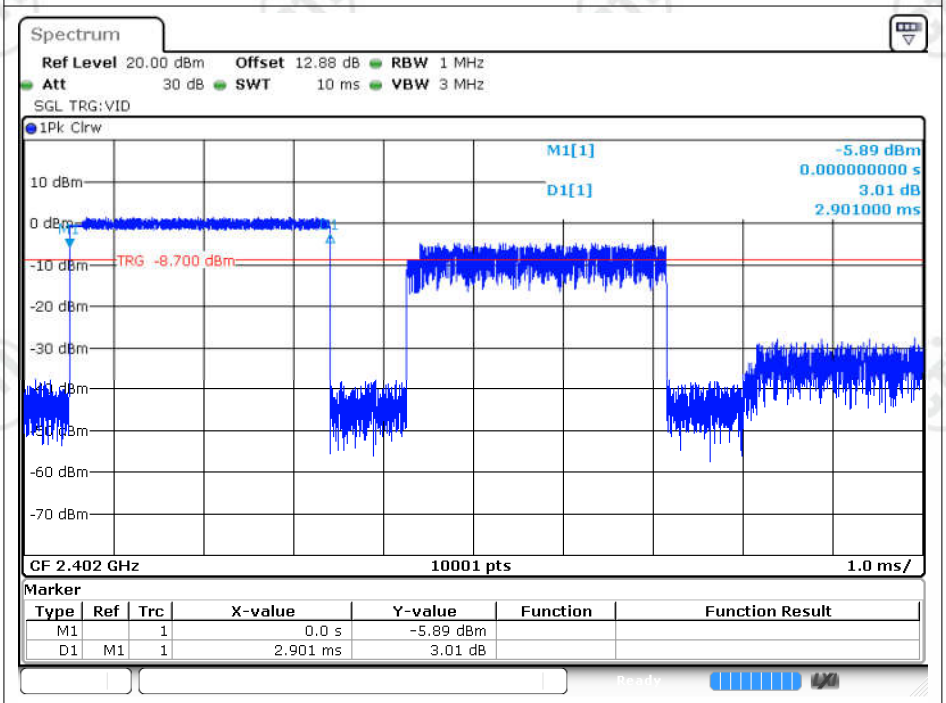

Date: 31.DEC.2024 09:04:51

Dwell NVNT 2-DH5 2402MHz Ant1 Accumulated

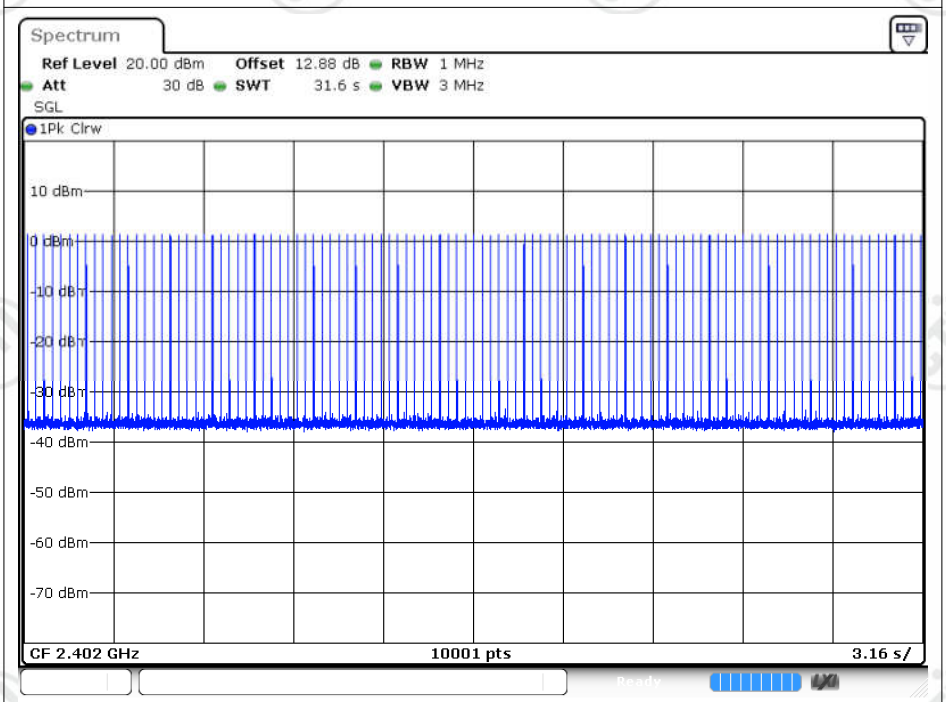

Date: 31.DEC.2024 09:05:24

Dwell NVNT 3-DH1 2402MHz Ant1 One Burst

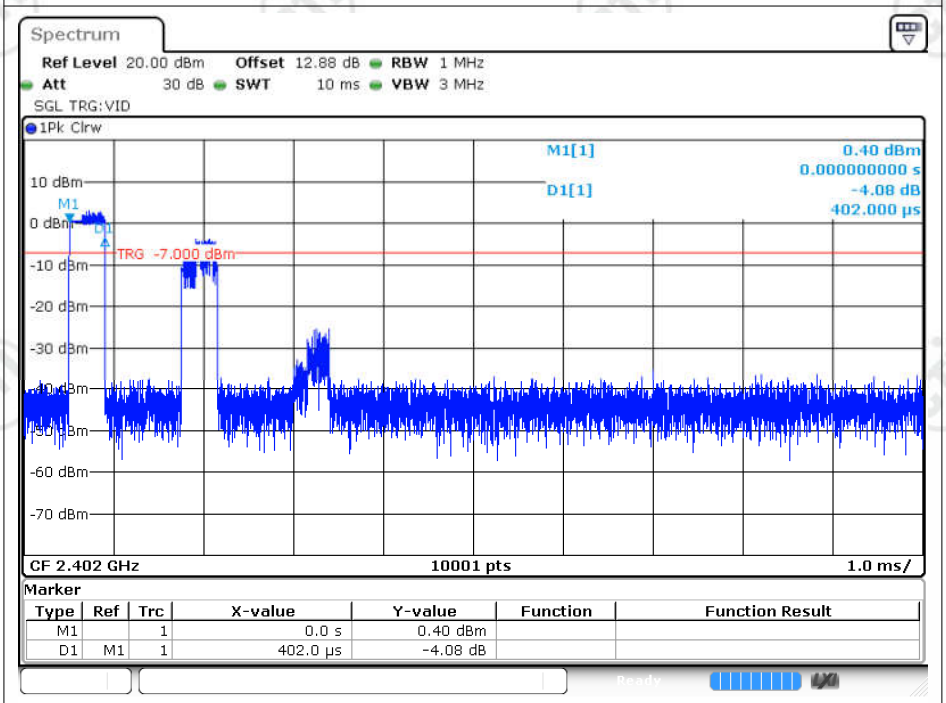

Date: 31.DEC.2024 09:21:46

Dwell NVNT 3-DH1 2402MHz Ant1 Accumulated

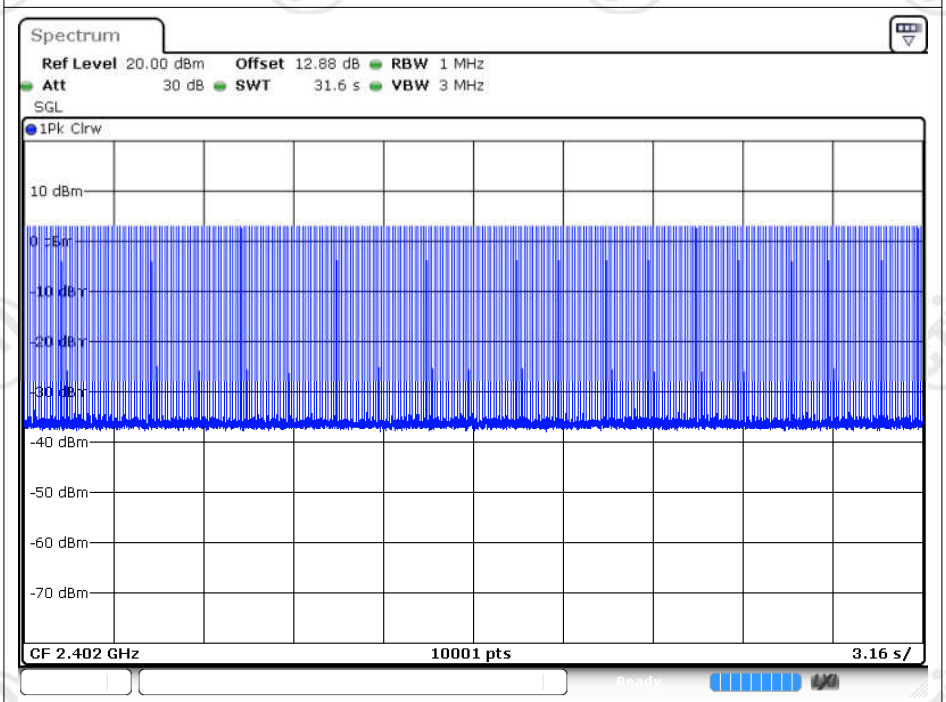

Date: 31.DEC.2024 09:22:19

Dwell NVNT 3-DH3 2402MHz Ant1 One Burst

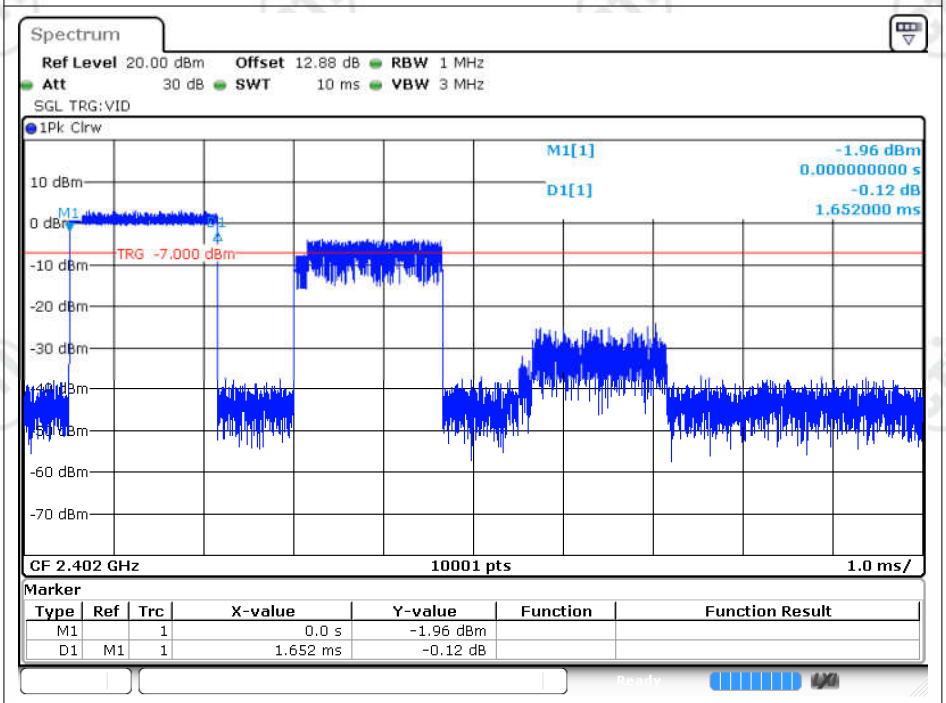

Date: 31.DEC.2024 09:22:33

Dwell NVNT 3-DH3 2402MHz Ant1 Accumulated

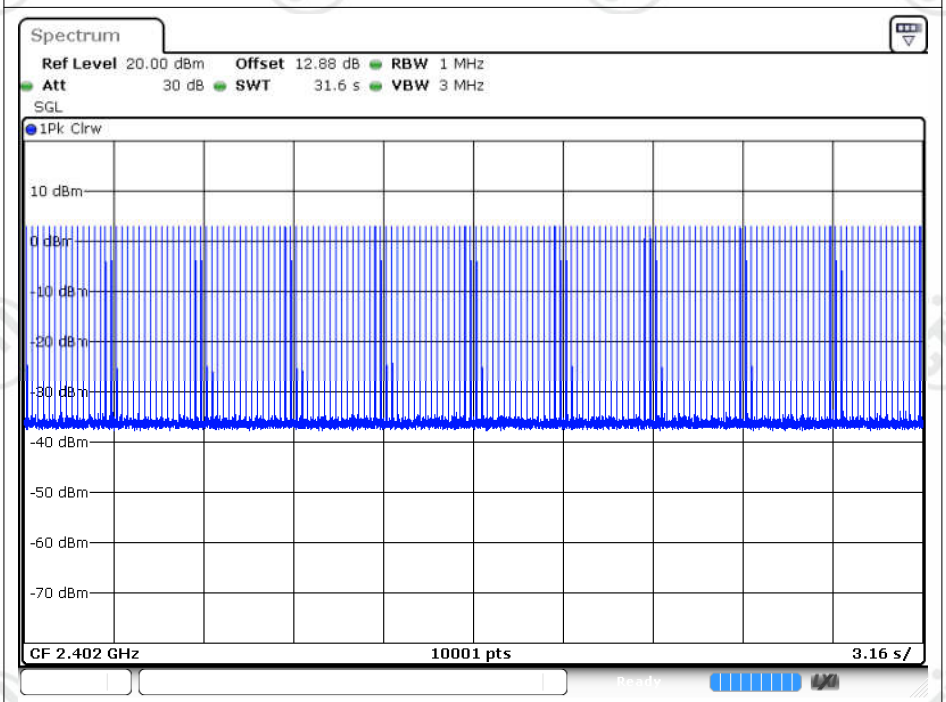

Date: 31.DEC.2024 09:23:05

Dwell NVNT 3-DH5 2402MHz Ant1 One Burst

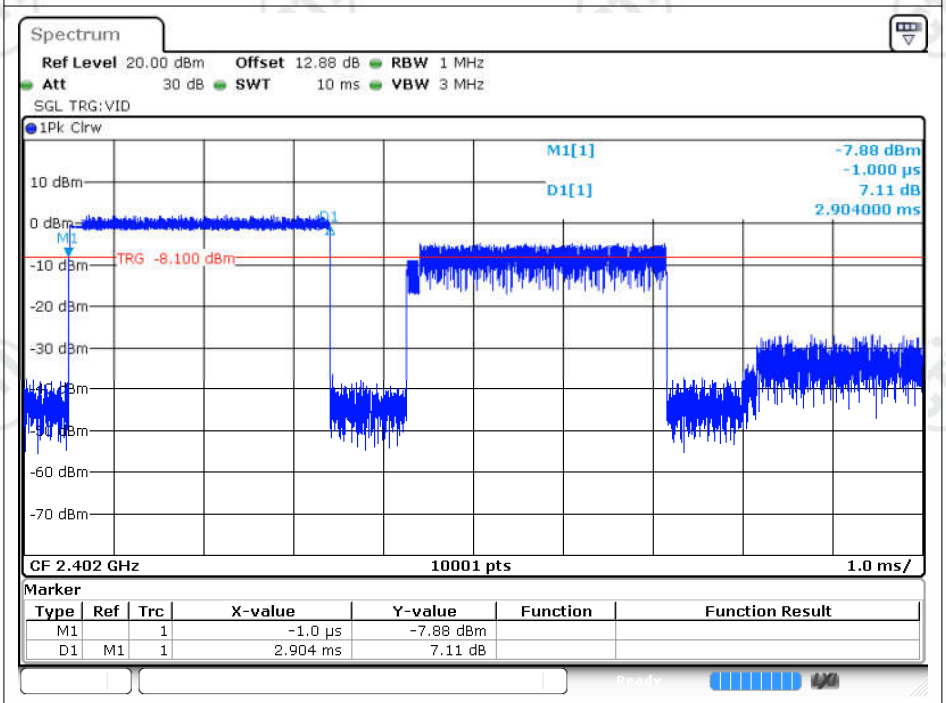

Date: 31.DEC.2024 09:15:55

Dwell NVNT 3-DH5 2402MHz Ant1 Accumulated

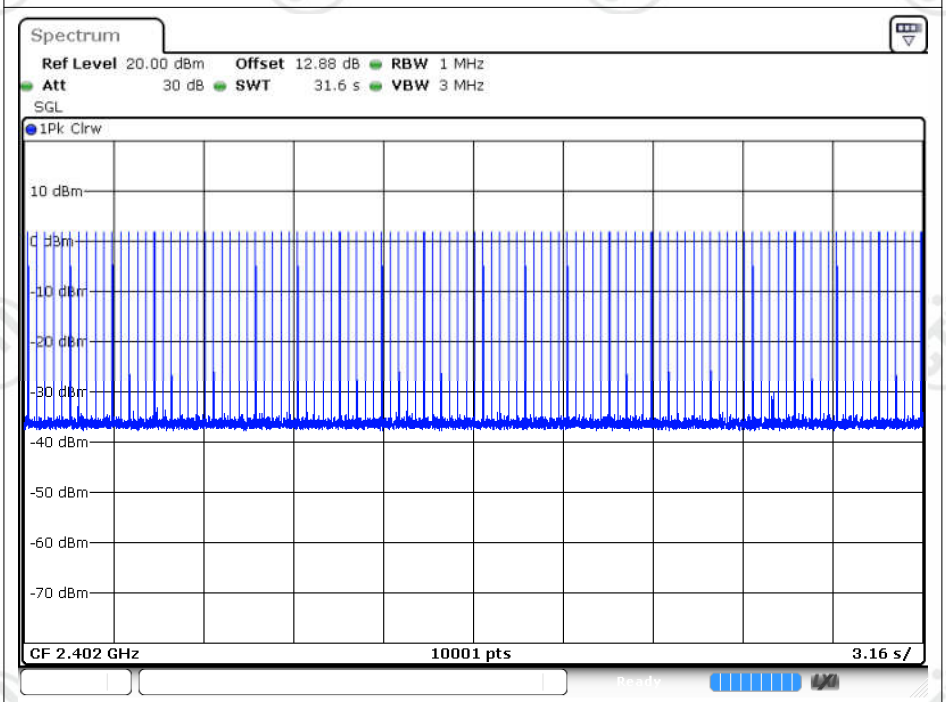

Date: 31.DEC.2024 09:16:28

Duty Cycle

Condition	Mode	Frequency (MHz)	Antenna	Duty Cycle (%)	Correction Factor (dB)	1/T (kHz)
NVNT	1-DH5	2402	Ant1	72.79	1.38	0.34
NVNT	1-DH5	2441	Ant1	72.83	1.38	0.34
NVNT	1-DH5	2480	Ant1	72.83	1.38	0.34
NVNT	2-DH5	2402	Ant1	72.94	1.37	0.33
NVNT	2-DH5	2441	Ant1	72.94	1.37	0.33
NVNT	2-DH5	2480	Ant1	72.95	1.37	0.33
NVNT	3-DH5	2402	Ant1	72.92	1.37	0.34
NVNT	3-DH5	2441	Ant1	72.94	1.37	0.33
NVNT	3-DH5	2480	Ant1	72.94	1.37	0.33

Test Graphs

Duty Cycle NVNT 1-DH5 2402MHz Ant1

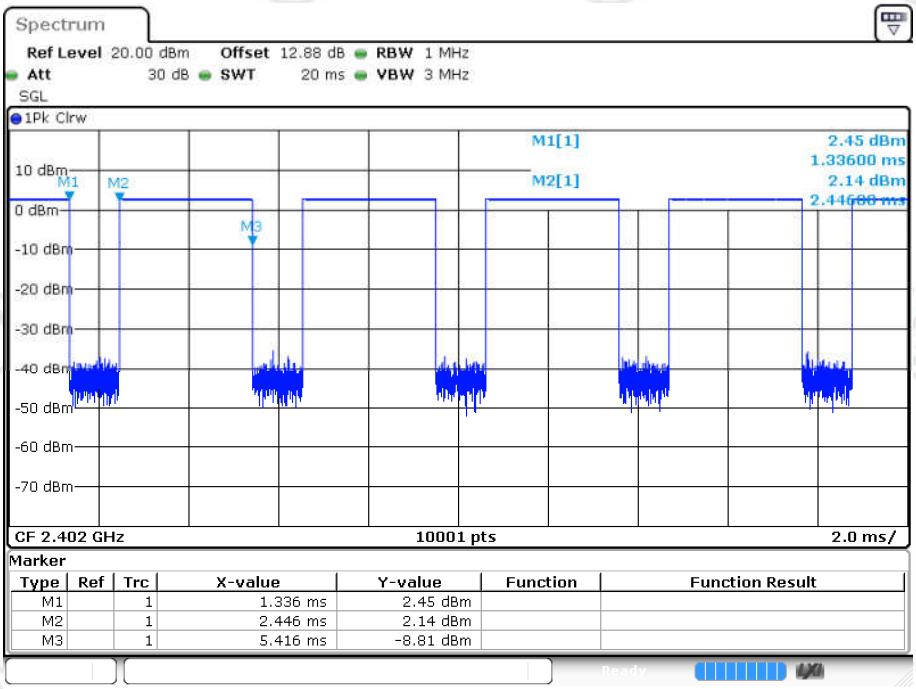

Date: 31.DEC.2024 08:49:28

Duty Cycle NVNT 1-DH5 2441MHz Ant1

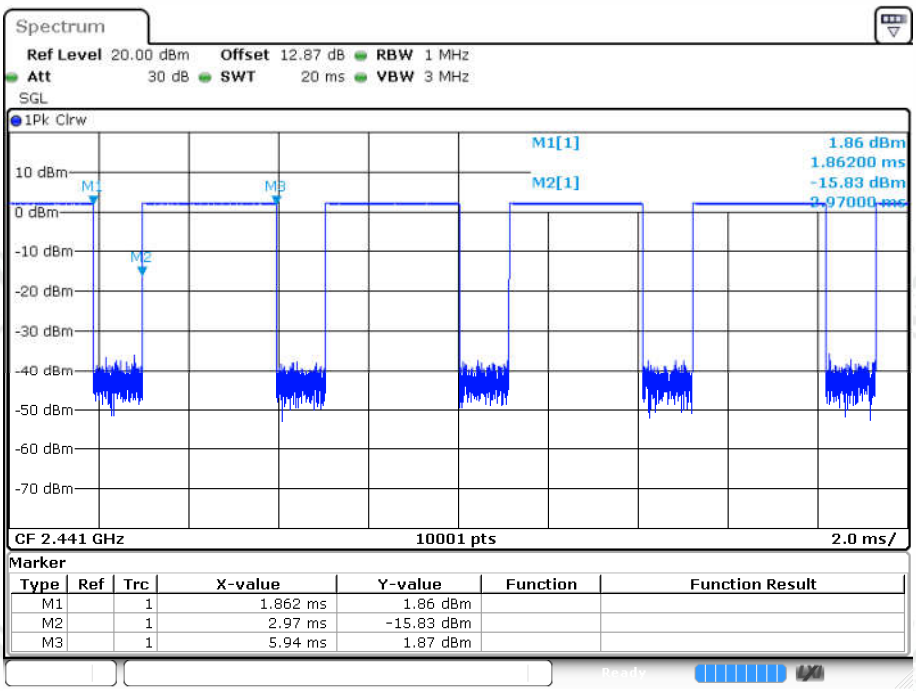

Date: 31.DEC.2024 08:50:53

Duty Cycle NVNT 1-DH5 2480MHz Ant1

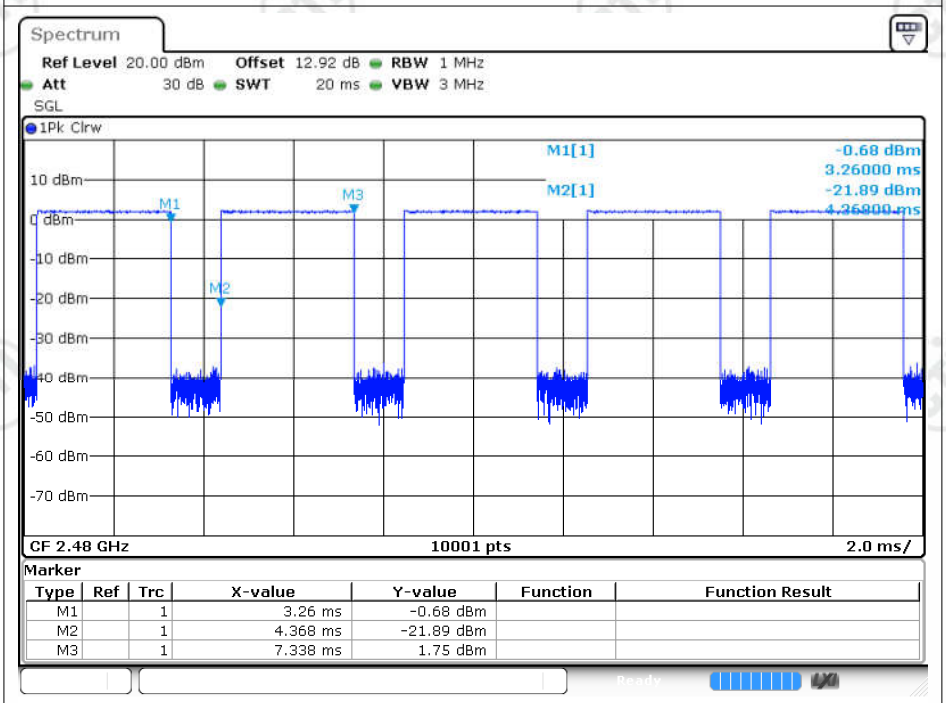

Marker

Type	Ref	Trc	X-value	Y-value	Function	Function Result
M1		1	3.26 ms	-0.68 dBm		
M2		1	4.368 ms	-21.89 dBm		
M3		1	7.338 ms	1.75 dBm		

Date: 31.DEC.2024 08:52:01

Duty Cycle NVNT 2-DH5 2402MHz Ant1

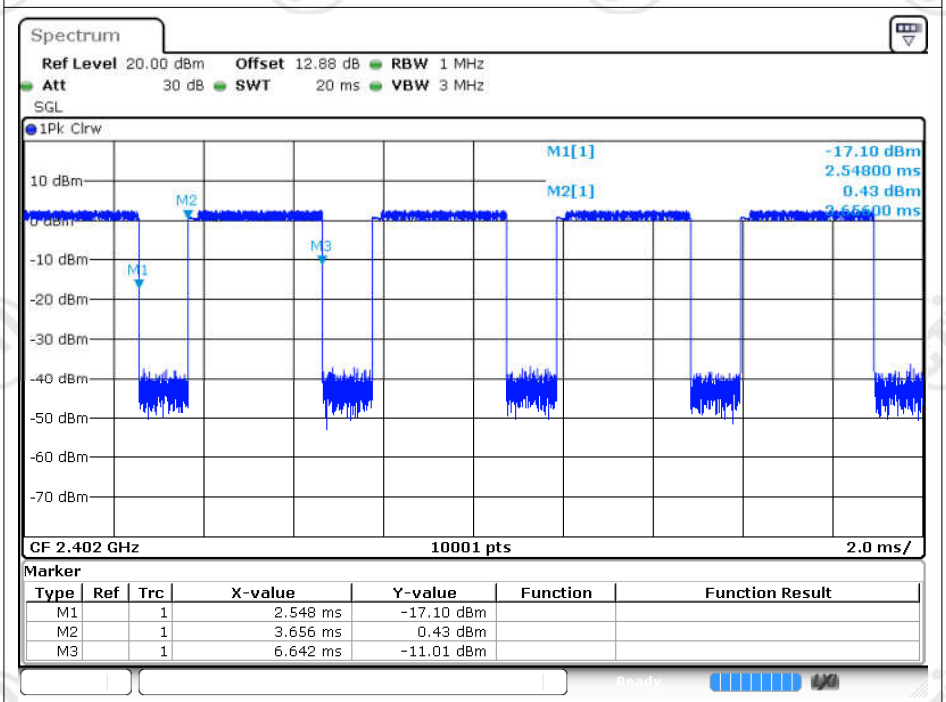

Marker

Type	Ref	Trc	X-value	Y-value	Function	Function Result
M1		1	2.548 ms	-17.10 dBm		
M2		1	3.656 ms	0.43 dBm		
M3		1	6.642 ms	-11.01 dBm		

Date: 31.DEC.2024 08:57:03

Duty Cycle NVNT 2-DH5 2441MHz Ant1

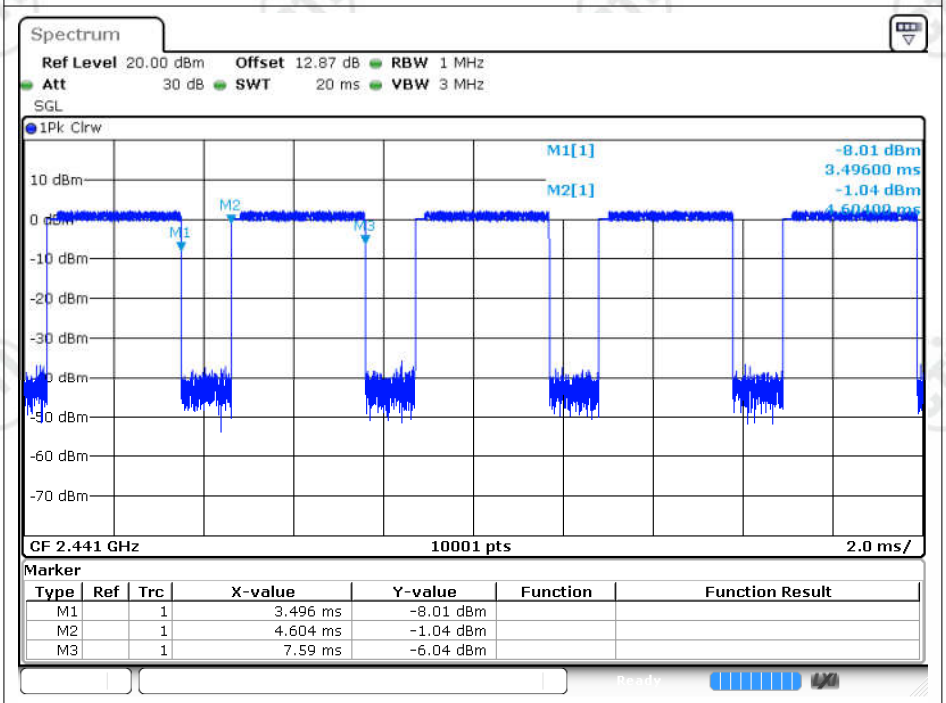

Marker

Type	Ref	Trc	X-value	Y-value	Function	Function Result
M1		1	3.496 ms	-8.01 dBm		
M2		1	4.604 ms	-1.04 dBm		
M3		1	7.59 ms	-6.04 dBm		

Date: 31.DEC.2024 08:58:55

Duty Cycle NVNT 2-DH5 2480MHz Ant1

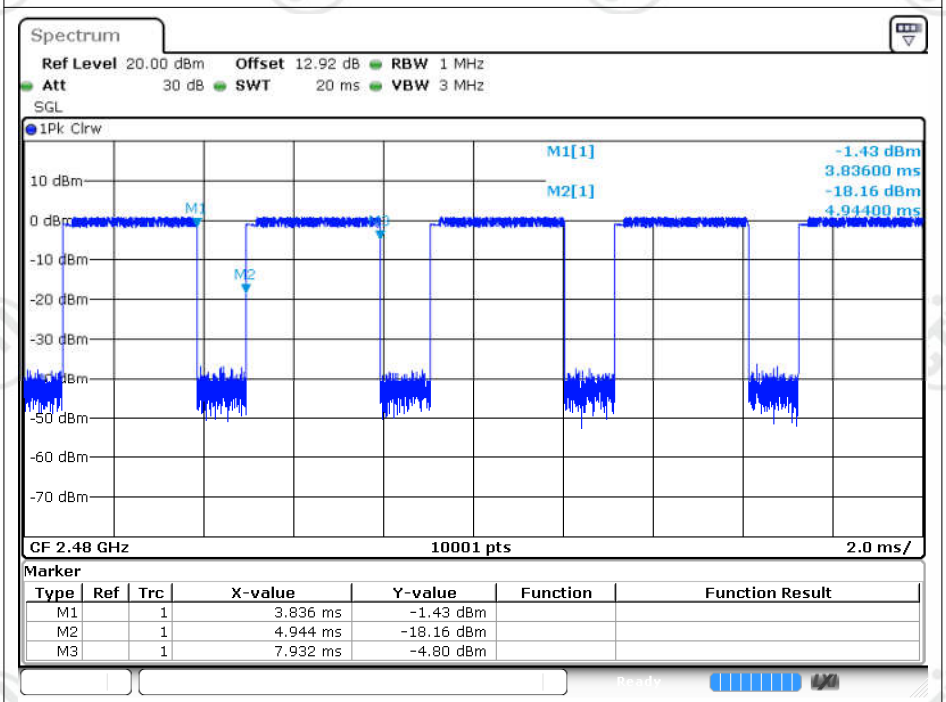

Marker

Type	Ref	Trc	X-value	Y-value	Function	Function Result
M1		1	3.836 ms	-1.43 dBm		
M2		1	4.944 ms	-18.16 dBm		
M3		1	7.932 ms	-4.80 dBm		

Date: 31.DEC.2024 09:01:25

Duty Cycle NVNT 3-DH5 2402MHz Ant1

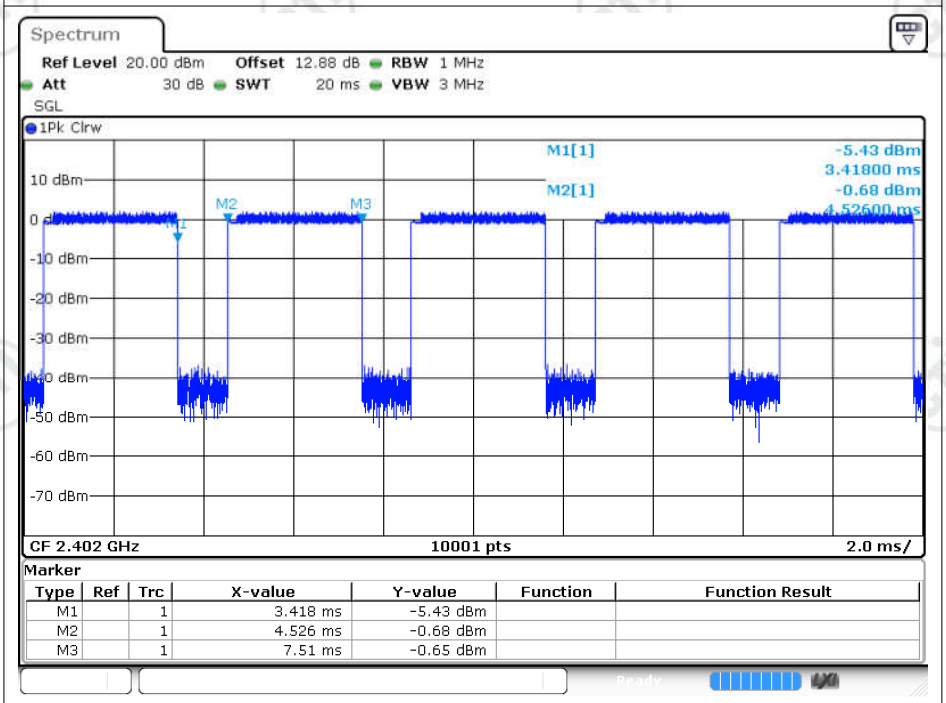

Marker

Type	Ref	Trc	X-value	Y-value	Function	Function Result
M1		1	3.418 ms	-5.43 dBm		
M2		1	4.526 ms	-0.68 dBm		
M3		1	7.51 ms	-0.65 dBm		

Date: 31.DEC.2024 09:08:09

Duty Cycle NVNT 3-DH5 2441MHz Ant1

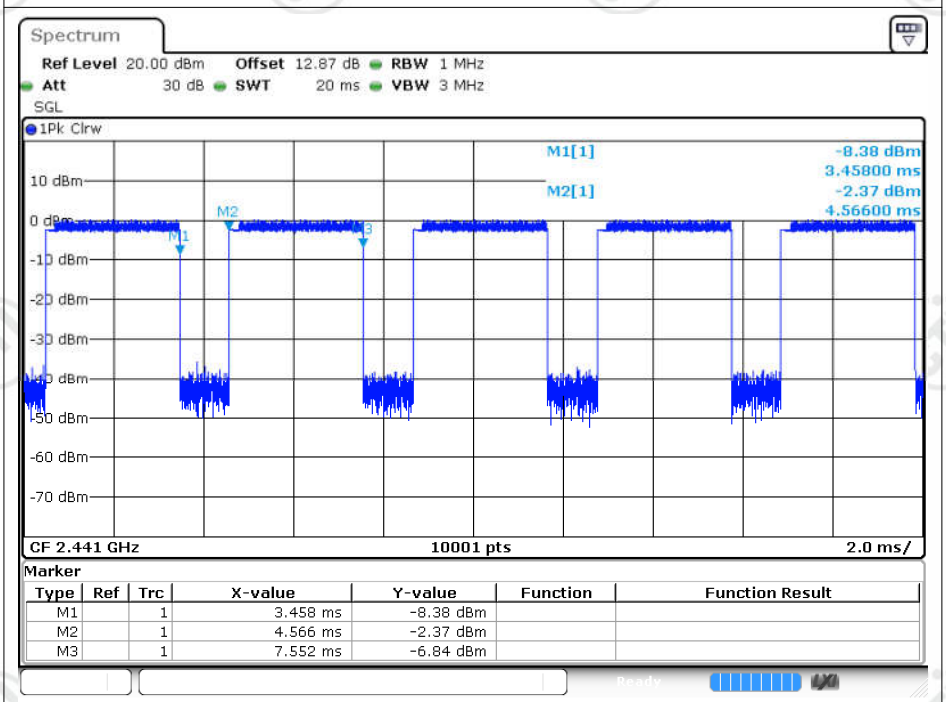

Marker

Type	Ref	Trc	X-value	Y-value	Function	Function Result
M1		1	3.458 ms	-8.38 dBm		
M2		1	4.566 ms	-2.37 dBm		
M3		1	7.552 ms	-6.84 dBm		

Date: 31.DEC.2024 09:10:06

Duty Cycle NVNT 3-DH5 2480MHz Ant1

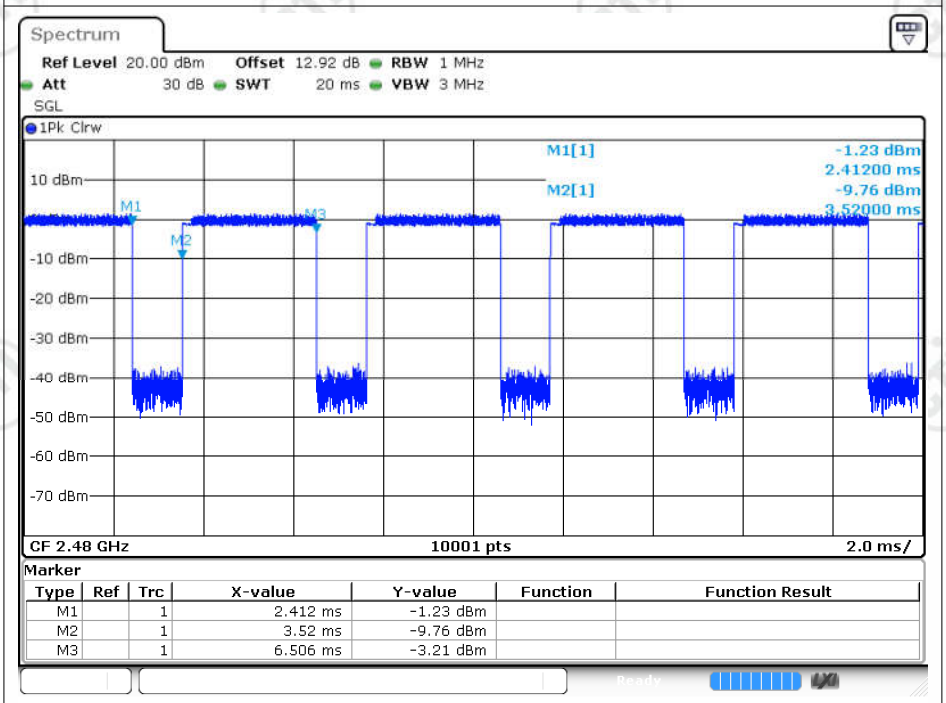

Date: 31.DEC.2024 09:11:59

Maximum Peak Conducted Output Power

Condition	Mode	Frequency (MHz)	Antenna	Conducted Power (dBm)	Limit (dBm)	Verdict
NVNT	1-DH5	2402	Ant1	**2.76**	21	Pass
NVNT	1-DH5	2441	Ant1	2.25	21	Pass
NVNT	1-DH5	2480	Ant1	2.14	21	Pass
NVNT	2-DH5	2402	Ant1	1.91	21	Pass
NVNT	2-DH5	2441	Ant1	1.46	21	Pass
NVNT	2-DH5	2480	Ant1	1.40	21	Pass
NVNT	3-DH5	2402	Ant1	1.14	21	Pass
NVNT	3-DH5	2441	Ant1	1.98	21	Pass
NVNT	3-DH5	2480	Ant1	1.90	21	Pass

Test Graphs

Peak Power NVNT 1-DH5 2402MHz Ant1

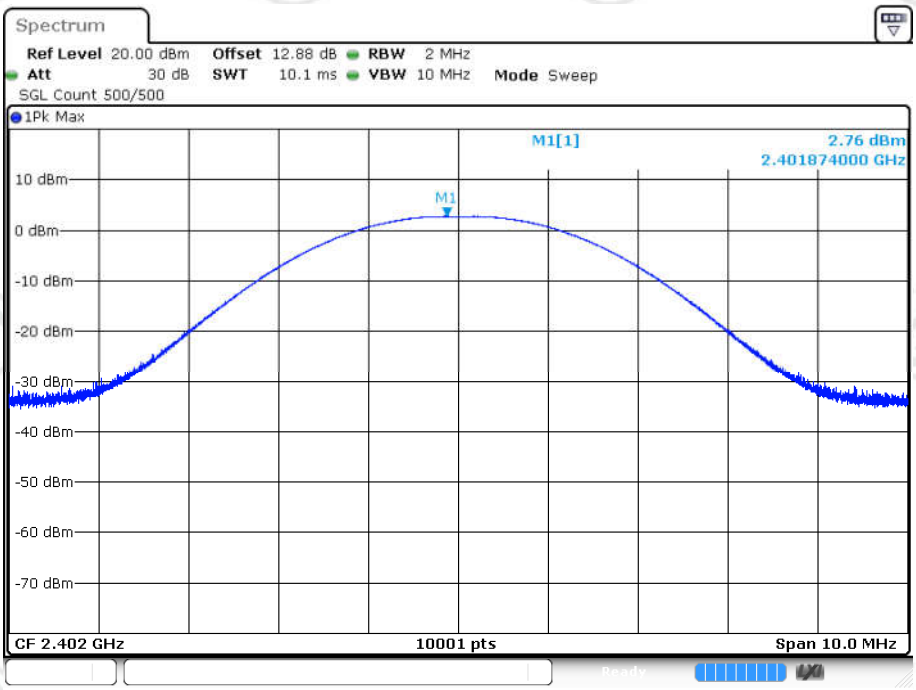

Date: 31.DEC.2024 08:49:41

Peak Power NVNT 1-DH5 2441MHz Ant1

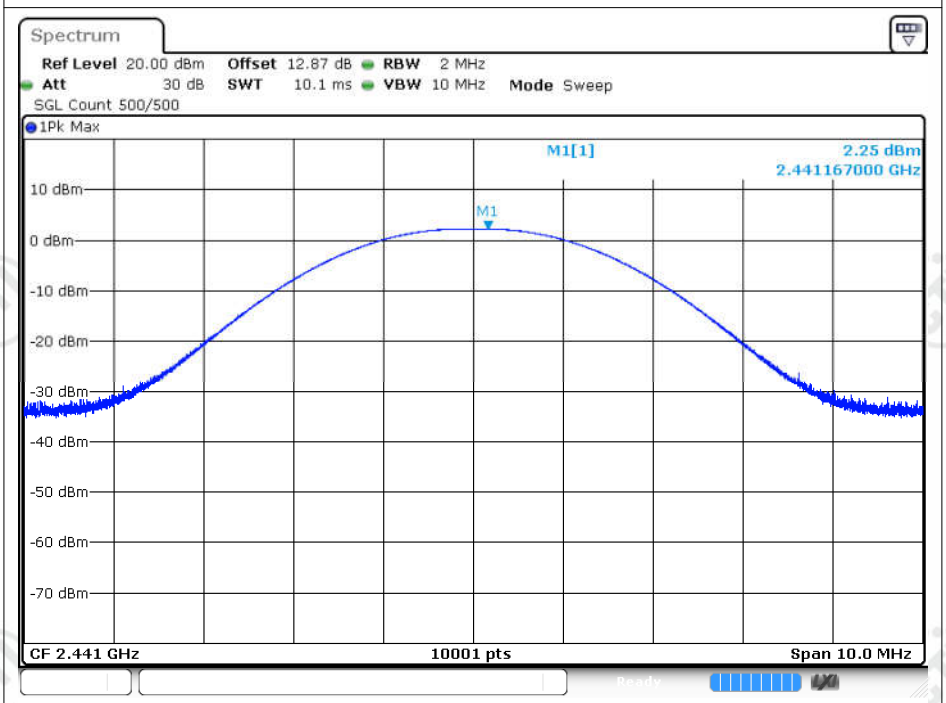

Date: 31.DEC.2024 08:51:04

Peak Power NVNT 1-DH5 2480MHz Ant1

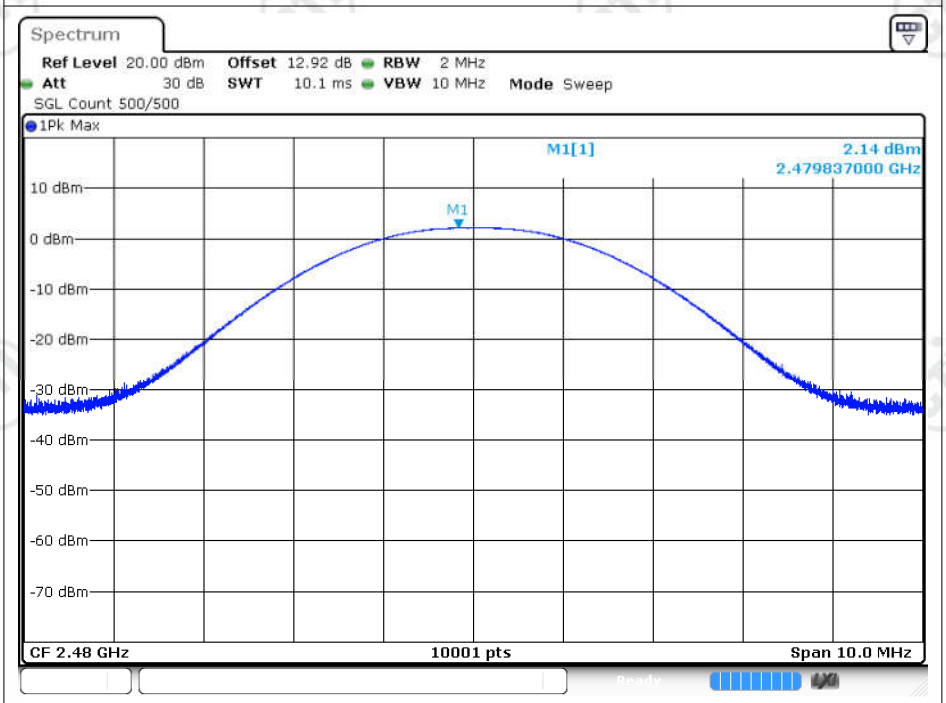

Date: 31.DEC.2024 08:52:13

Peak Power NVNT 2-DH5 2402MHz Ant1

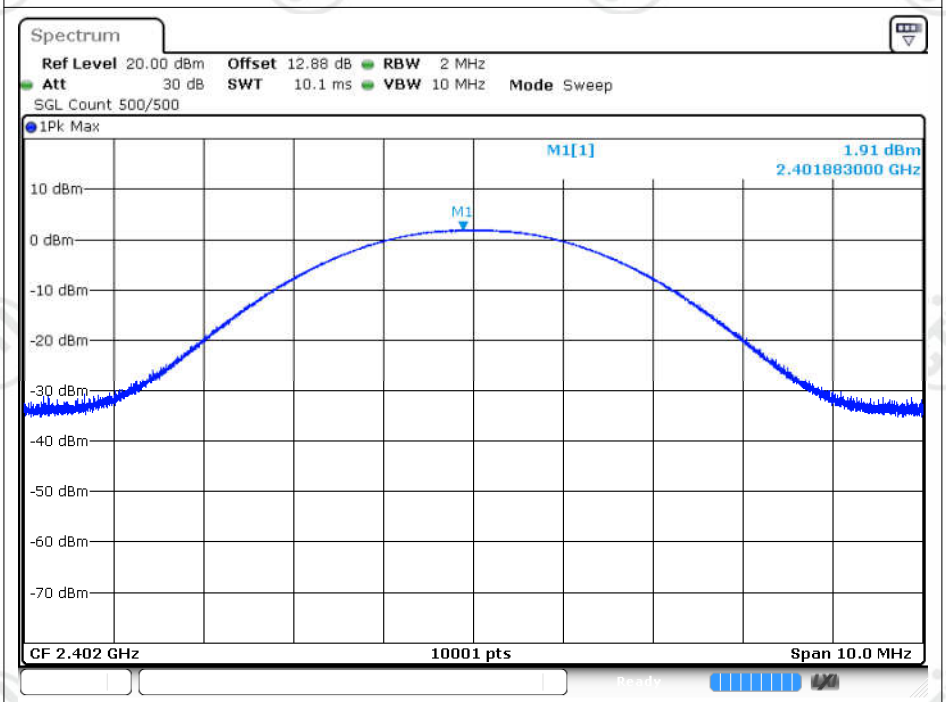

Date: 31.DEC.2024 08:57:42

Peak Power NVNT 2-DH5 2441MHz Ant1

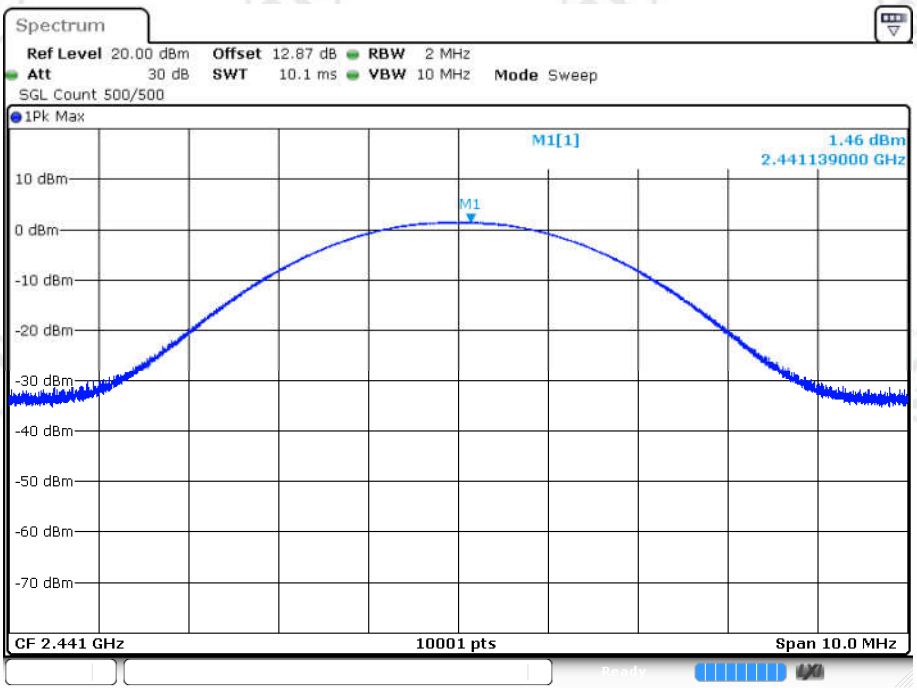

Date: 31.DEC.2024 09:00:08

Peak Power NVNT 2-DH5 2480MHz Ant1

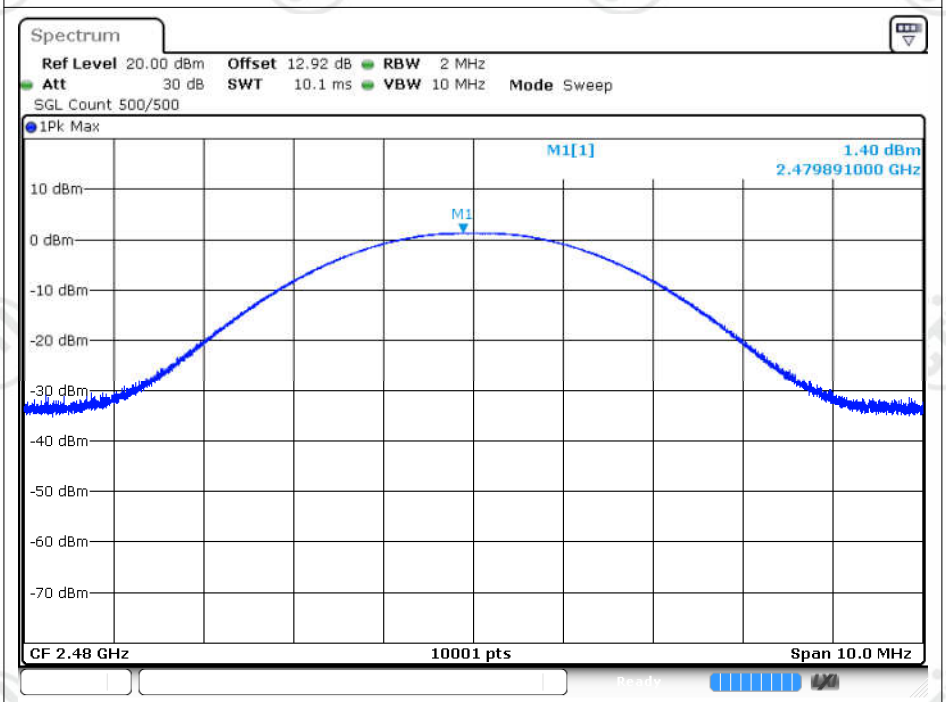

Date: 31.DEC.2024 09:01:36

Peak Power NVNT 3-DH5 2402MHz Ant1

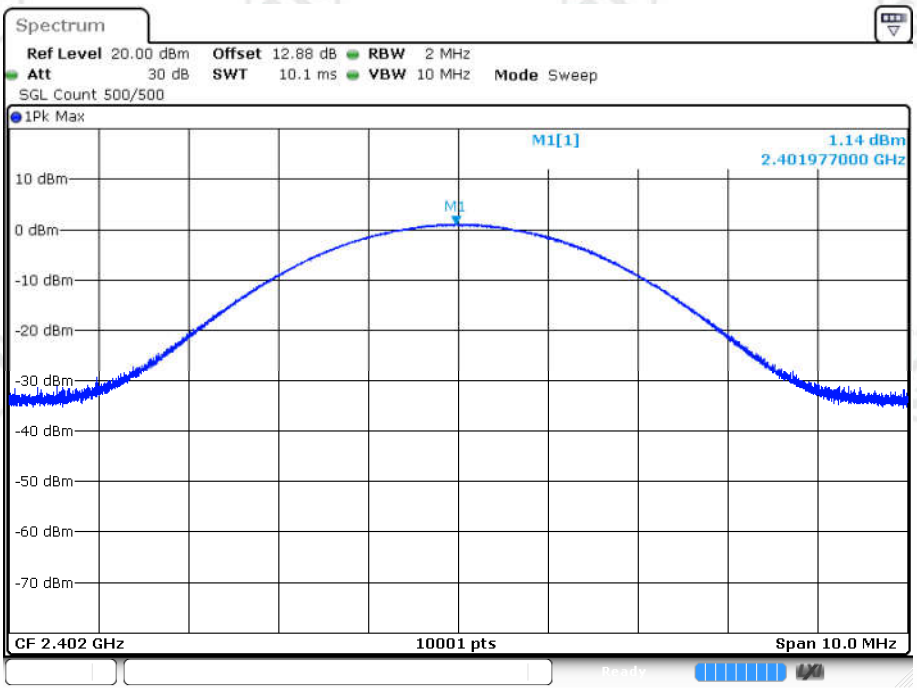

Date: 31.DEC.2024 09:08:48

Peak Power NVNT 3-DH5 2441MHz Ant1

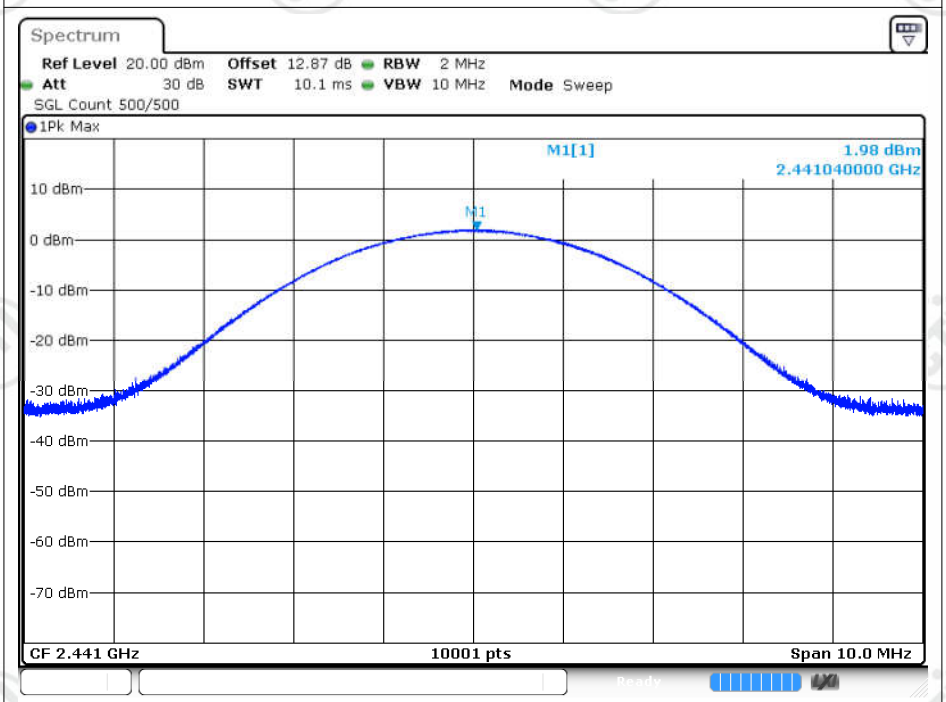

Date: 31.DEC.2024 09:10:46

Peak Power NVNT 3-DH5 2480MHz Ant1

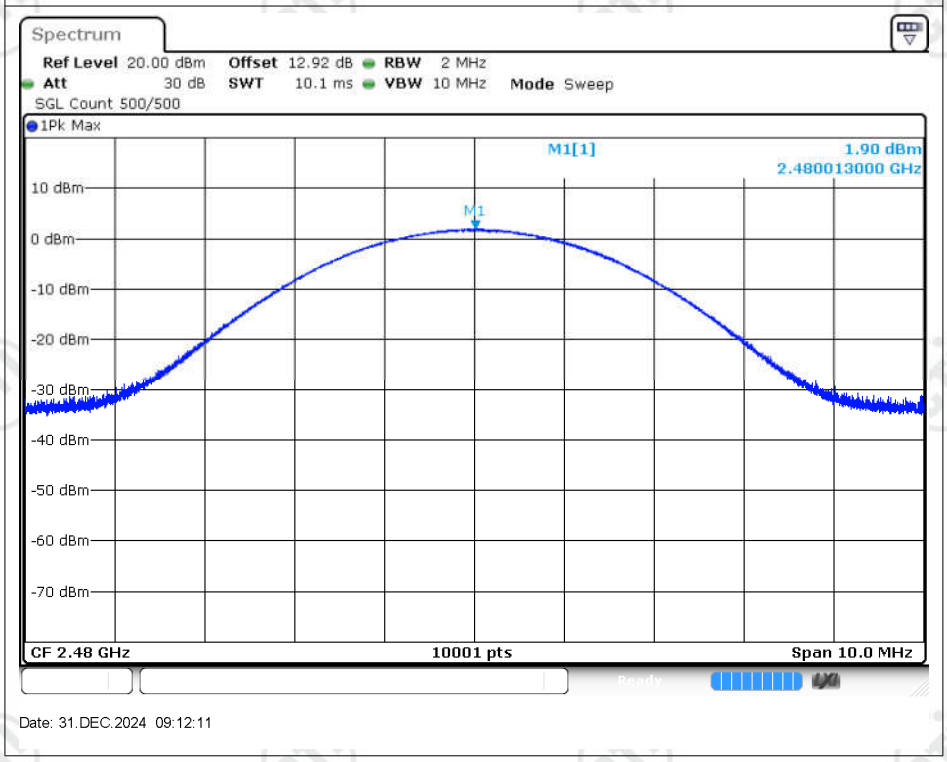

-20dB Bandwidth

Condition	Mode	Frequency (MHz)	Antenna	-20 dB Bandwidth (MHz)	Limit -20 dB Bandwidth (MHz)	Verdict
NVNT	1-DH5	2402	Ant1	0.86	0	Pass
NVNT	1-DH5	2441	Ant1	0.862	0	Pass
NVNT	1-DH5	2480	Ant1	0.859	0	Pass
NVNT	2-DH5	2402	Ant1	1.249	0	Pass
NVNT	2-DH5	2441	Ant1	1.259	0	Pass
NVNT	2-DH5	2480	Ant1	1.253	0	Pass
NVNT	3-DH5	2402	Ant1	1.255	0	Pass
NVNT	3-DH5	2441	Ant1	1.256	0	Pass
NVNT	3-DH5	2480	Ant1	1.259	0	Pass

Test Graphs

-20dB Bandwidth NVNT 1-DH5 2402MHz Ant1

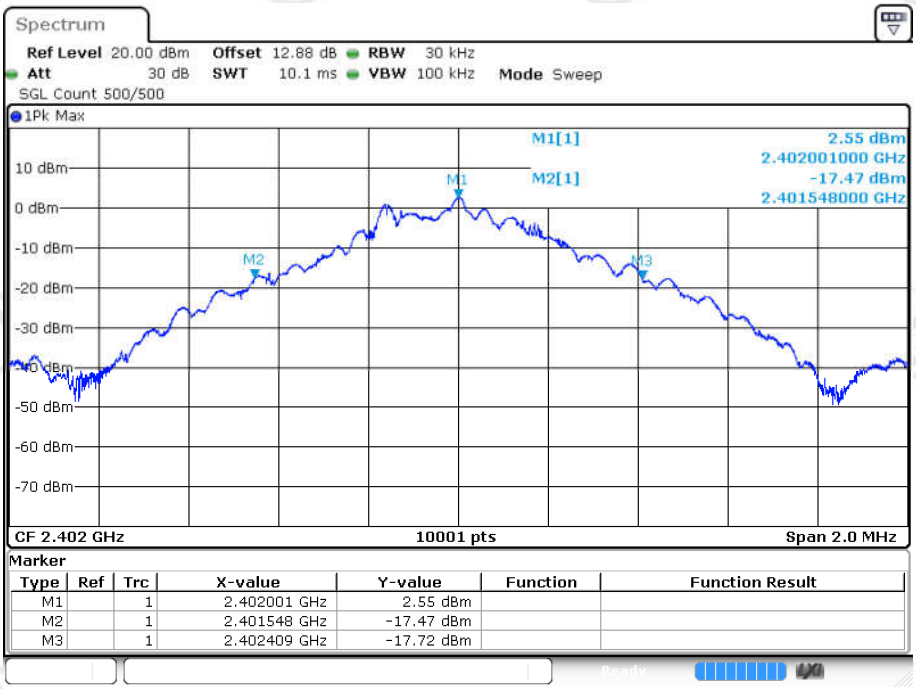

Date: 31.DEC.2024 08:50:09

-20dB Bandwidth NVNT 1-DH5 2441MHz Ant1

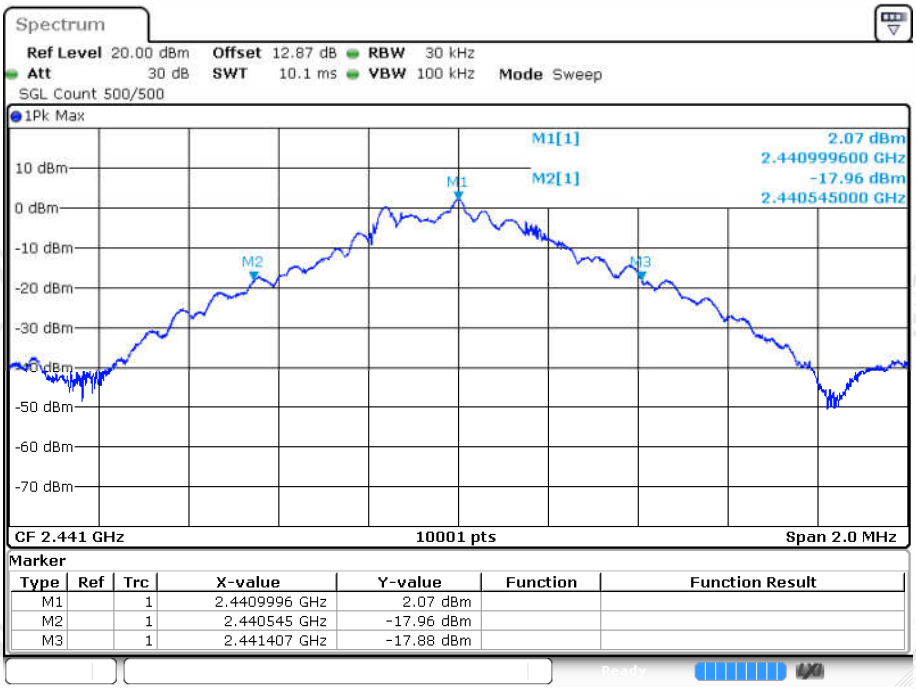

Date: 31.DEC.2024 08:51:28

-20dB Bandwidth NVNT 1-DH5 2480MHz Ant1

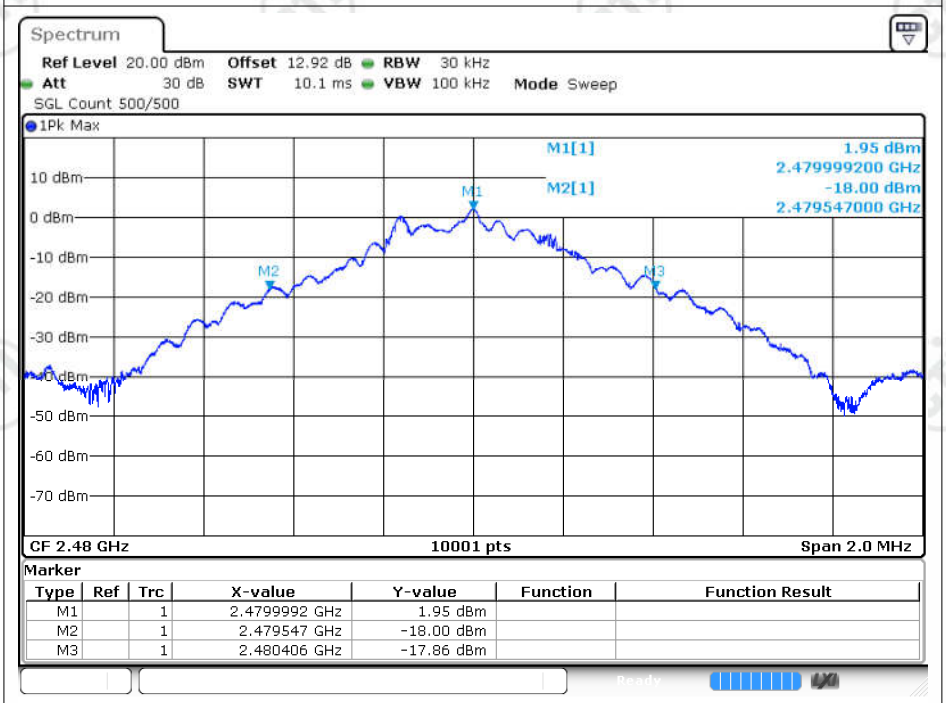

Date: 31.DEC.2024 08:52:38

-20dB Bandwidth NVNT 2-DH5 2402MHz Ant1

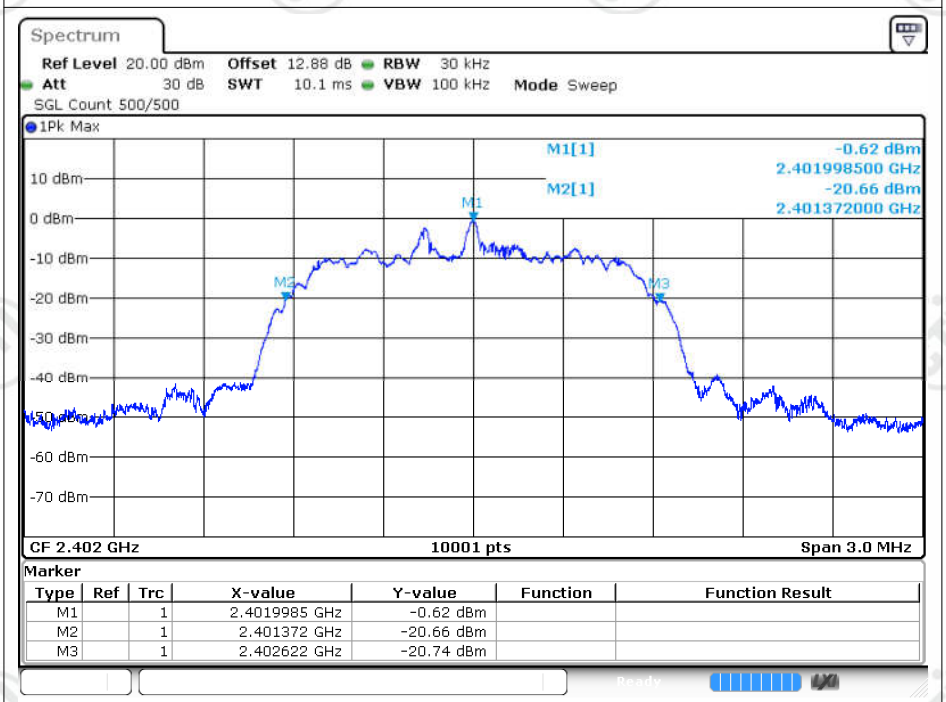

Date: 31.DEC.2024 08:58:08

-20dB Bandwidth NVNT 2-DH5 2441MHz Ant1

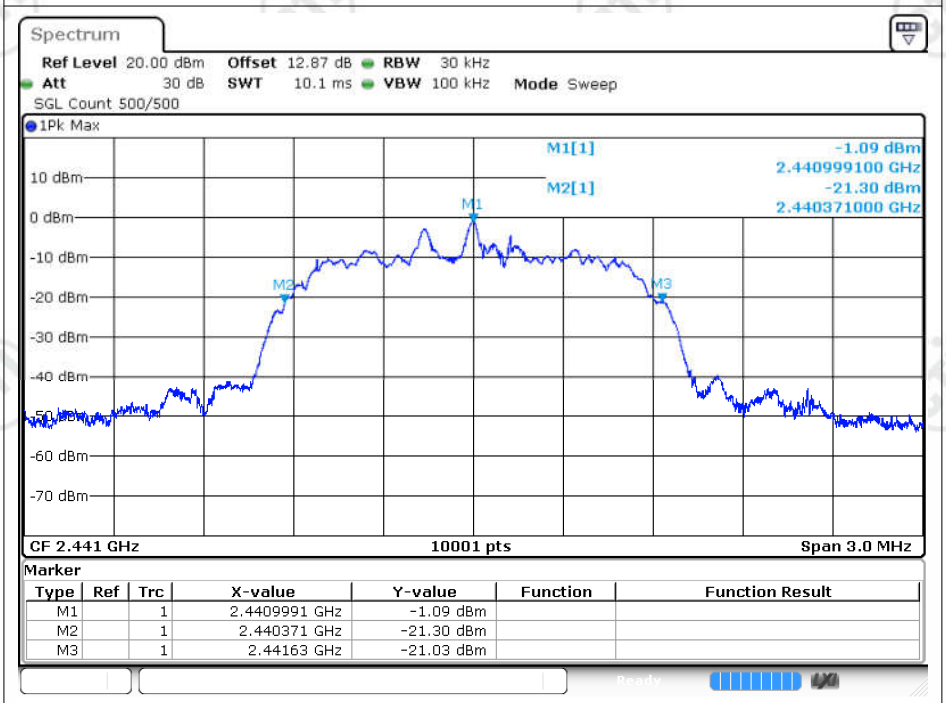

Date: 31.DEC.2024 09:00:47

-20dB Bandwidth NVNT 2-DH5 2480MHz Ant1

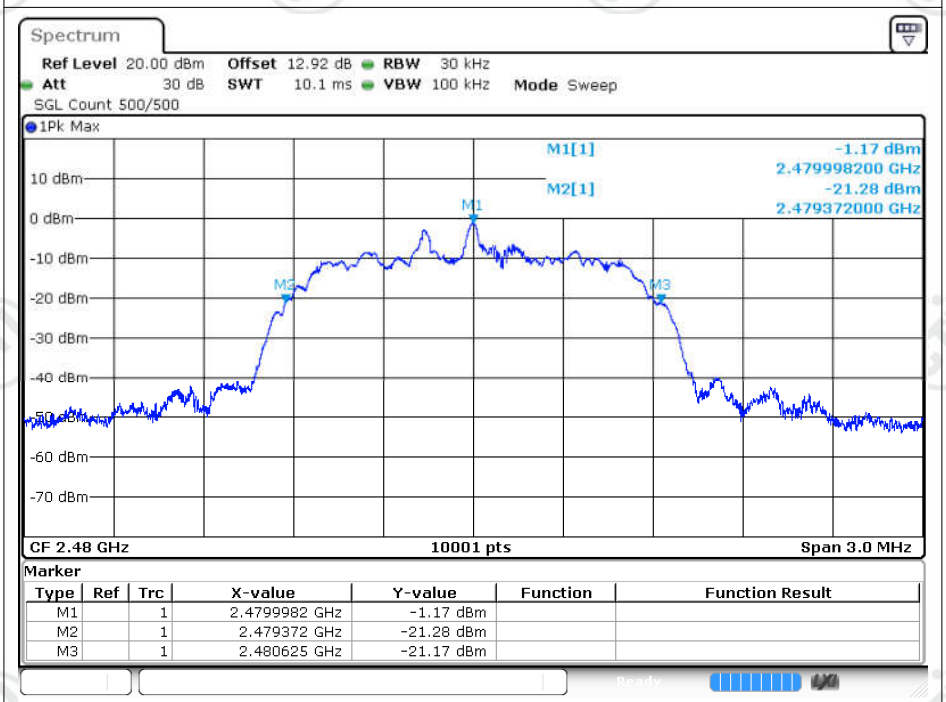

Date: 31.DEC.2024 09:02:13

-20dB Bandwidth NVNT 3-DH5 2402MHz Ant1

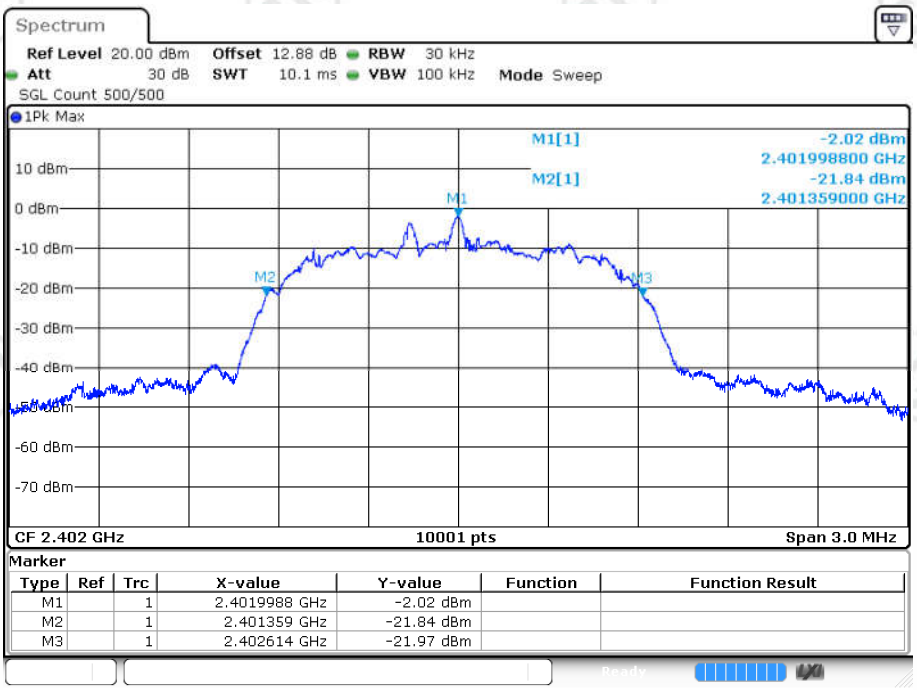

Date: 31.DEC.2024 09:09:19

-20dB Bandwidth NVNT 3-DH5 2441MHz Ant1

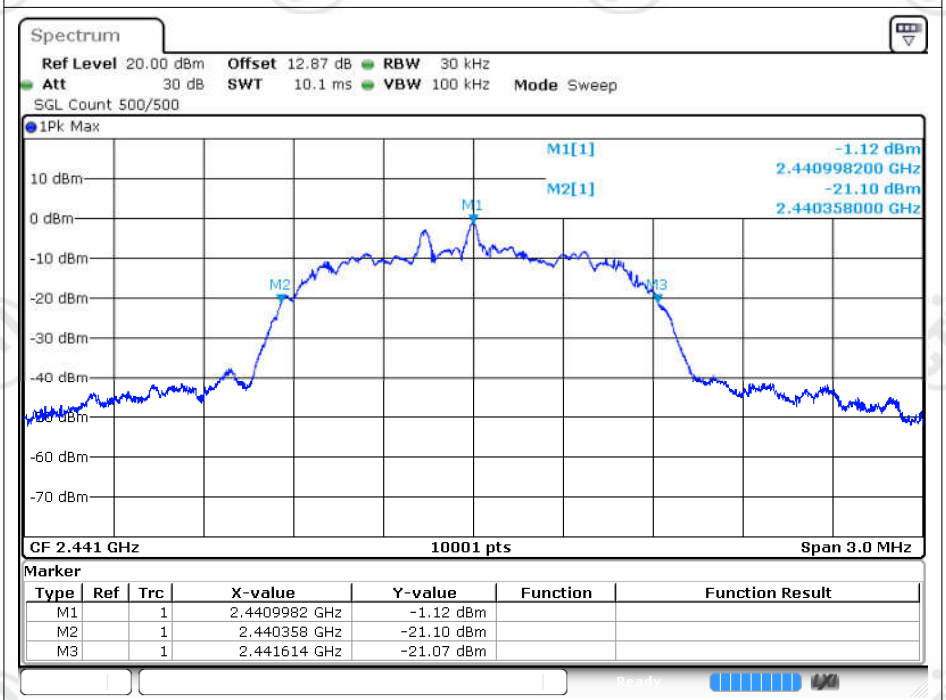

Date: 31.DEC.2024 09:11:11

-20dB Bandwidth NVNT 3-DH5 2480MHz Ant1

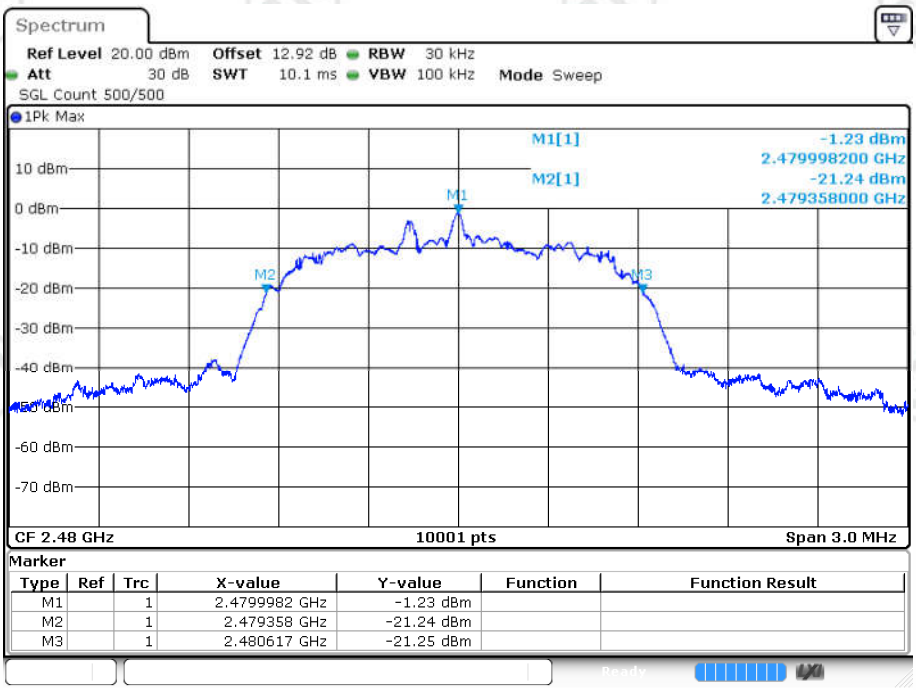

Occupied Channel Bandwidth

Condition	Mode	Frequency (MHz)	Antenna	99% OBW (MHz)
NVNT	1-DH5	2402	Ant1	0.872
NVNT	1-DH5	2441	Ant1	0.881
NVNT	1-DH5	2480	Ant1	0.874
NVNT	2-DH5	2402	Ant1	1.169
NVNT	2-DH5	2441	Ant1	1.169
NVNT	2-DH5	2480	Ant1	1.17
NVNT	3-DH5	2402	Ant1	1.174
NVNT	3-DH5	2441	Ant1	1.175
NVNT	3-DH5	2480	Ant1	1.174

Test Graphs

OBW NVNT 1-DH5 2402MHz Ant1

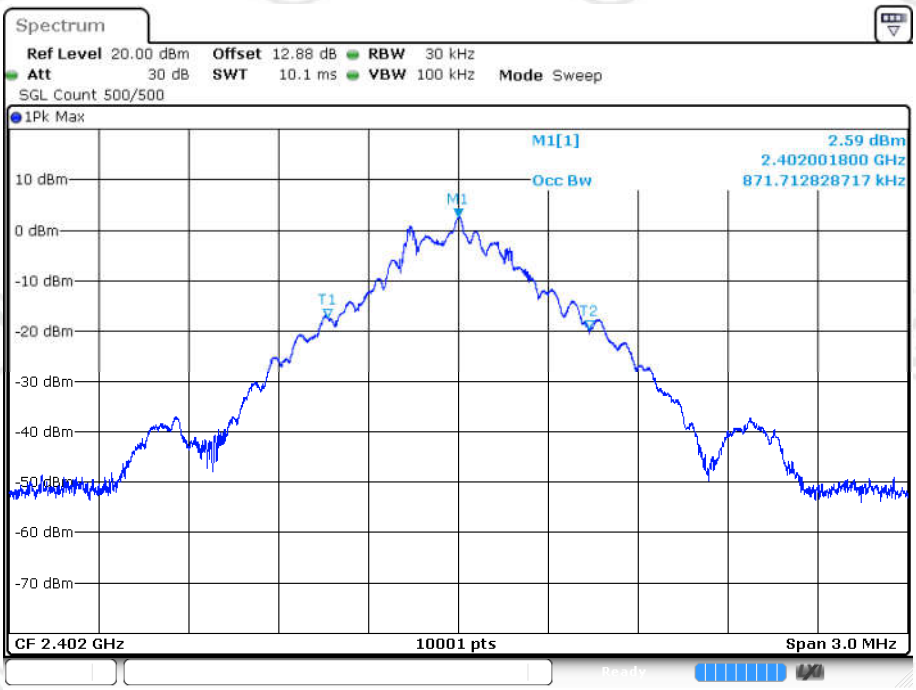

Date: 31.DEC.2024 08:49:56

OBW NVNT 1-DH5 2441MHz Ant1

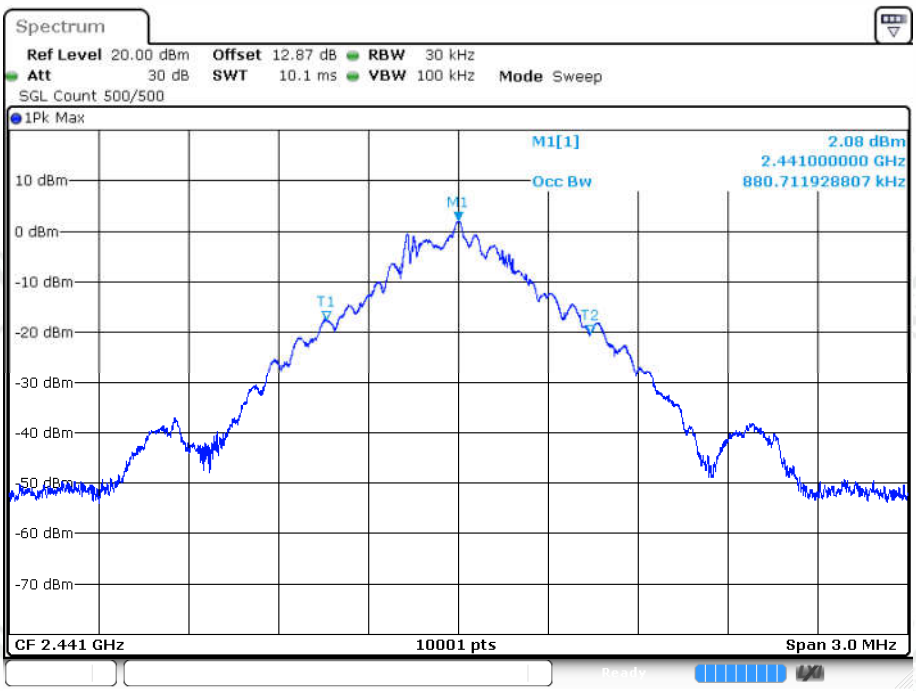

Date: 31.DEC.2024 08:51:16

OBW NVNT 1-DH5 2480MHz Ant1

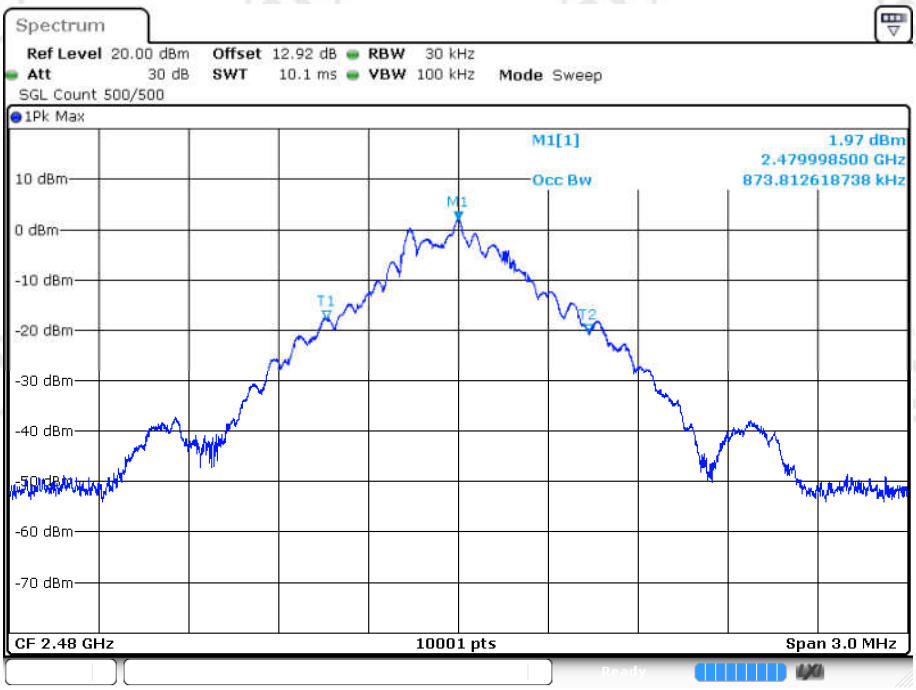

Date: 31.DEC.2024 08:52:25

OBW NVNT 2-DH5 2402MHz Ant1

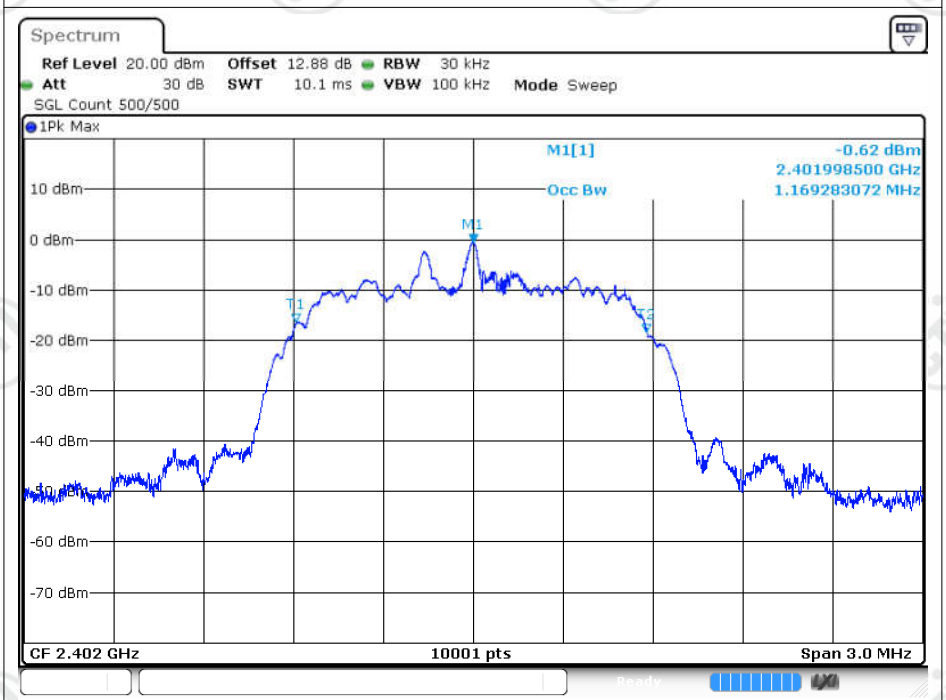

Date: 31.DEC.2024 08:57:55

OBW NVNT 2-DH5 2441MHz Ant1

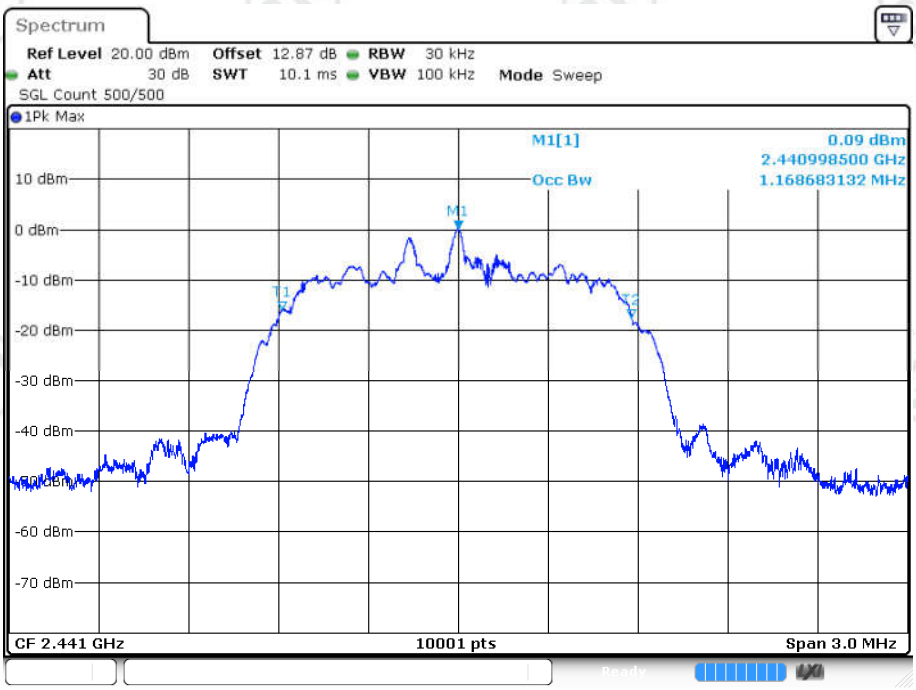

Date: 31.DEC.2024 08:59:28

OBW NVNT 2-DH5 2480MHz Ant1

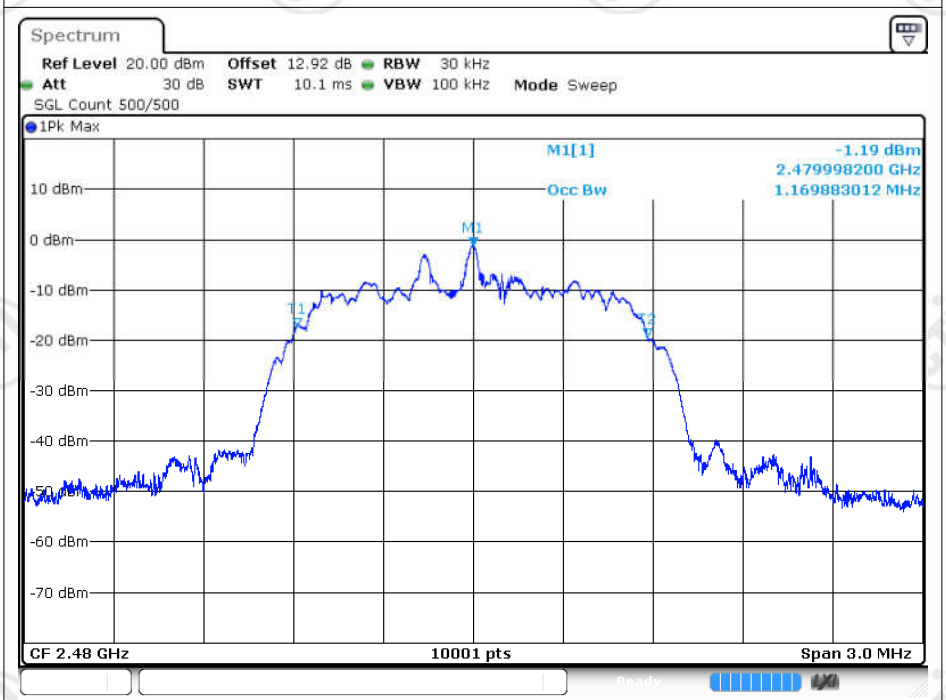

Date: 31.DEC.2024 09:01:59

OBW NVNT 3-DH5 2402MHz Ant1

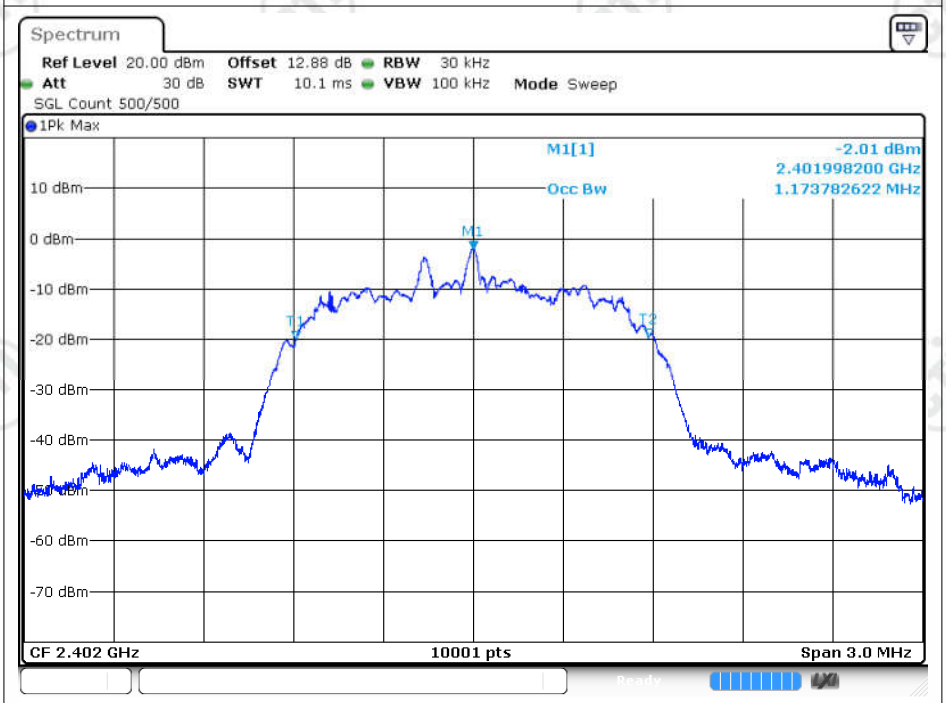

Date: 31.DEC.2024 09:09:02

OBW NVNT 3-DH5 2441MHz Ant1

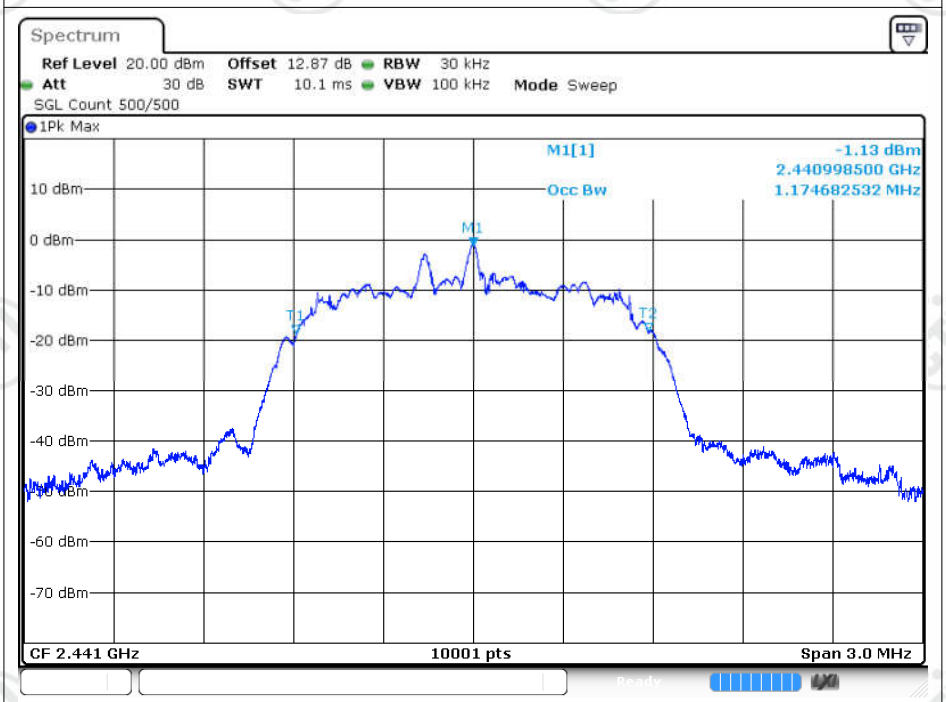

Date: 31.DEC.2024 09:10:58

OBW NVNT 3-DH5 2480MHz Ant1

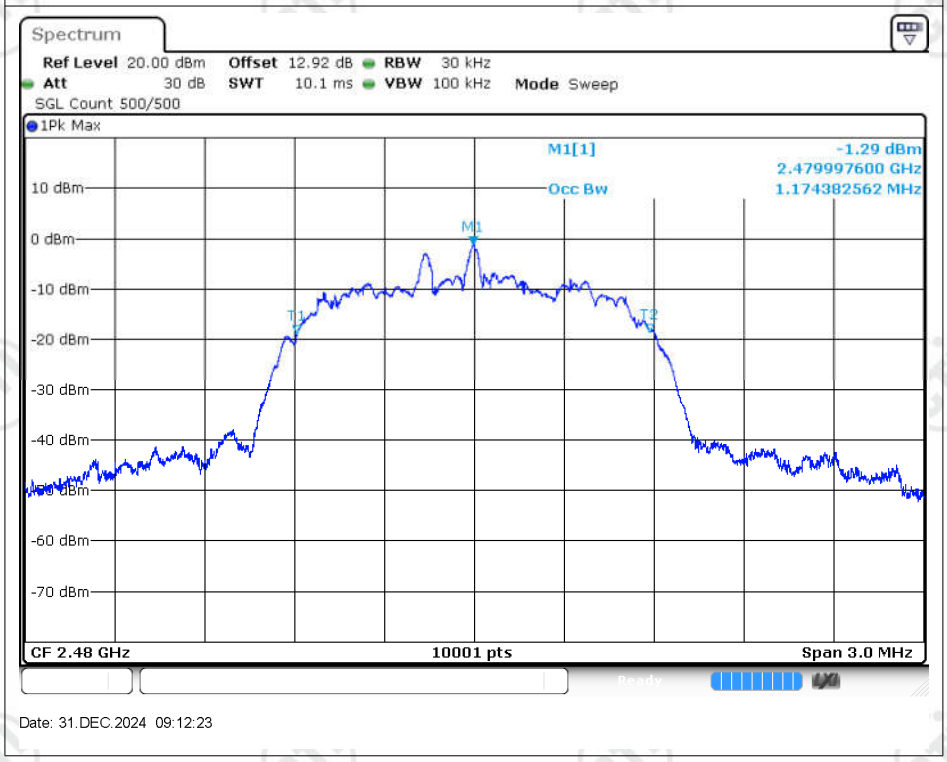

Carrier Frequencies Separation

Condition	Mode	Antenna	Hopping Freq1 (MHz)	Hopping Freq2 (MHz)	HFS (MHz)	Limit (MHz)	Verdict
NVNT	1-DH5	Ant1	2402.056	2403.056	1	0.573	Pass
NVNT	1-DH5	Ant1	2441.054	2441.976	0.922	0.575	Pass
NVNT	1-DH5	Ant1	2478.984	2479.99	1.006	0.573	Pass
NVNT	2-DH5	Ant1	2401.966	2402.978	1.012	0.833	Pass
NVNT	2-DH5	Ant1	2440.83	2441.962	1.132	0.839	Pass
NVNT	2-DH5	Ant1	2478.988	2479.998	1.01	0.835	Pass
NVNT	3-DH5	Ant1	2401.974	2402.994	1.02	0.837	Pass
NVNT	3-DH5	Ant1	2440.824	2441.844	1.02	0.837	Pass
NVNT	3-DH5	Ant1	2478.968	2479.988	1.02	0.839	Pass

Test Graphs

CFS NVNT 1-DH5 2402MHz Ant1

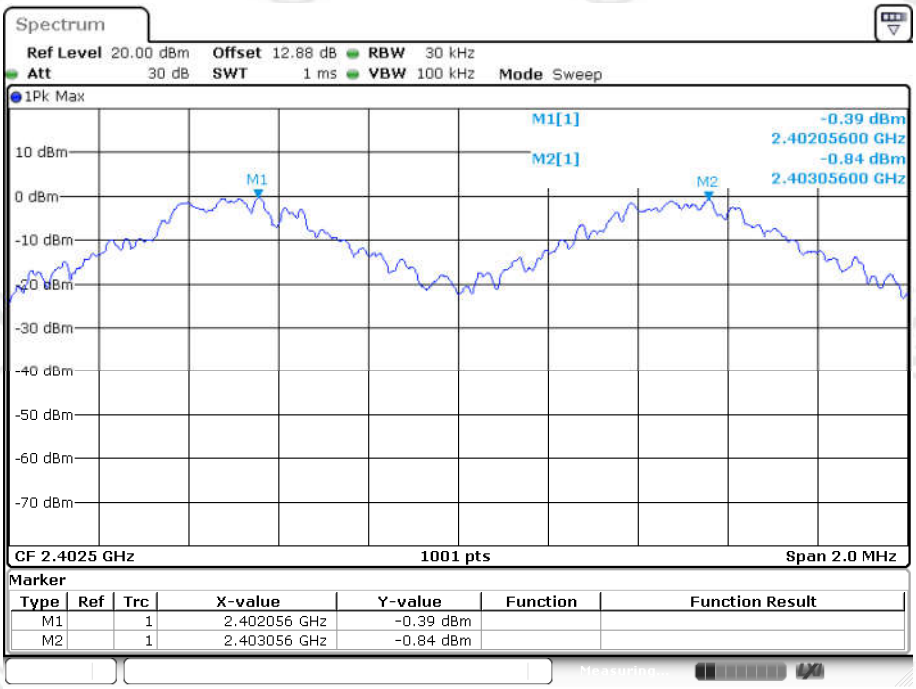

Date: 31.DEC.2024 08:53:33

CFS NVNT 1-DH5 2441MHz Ant1

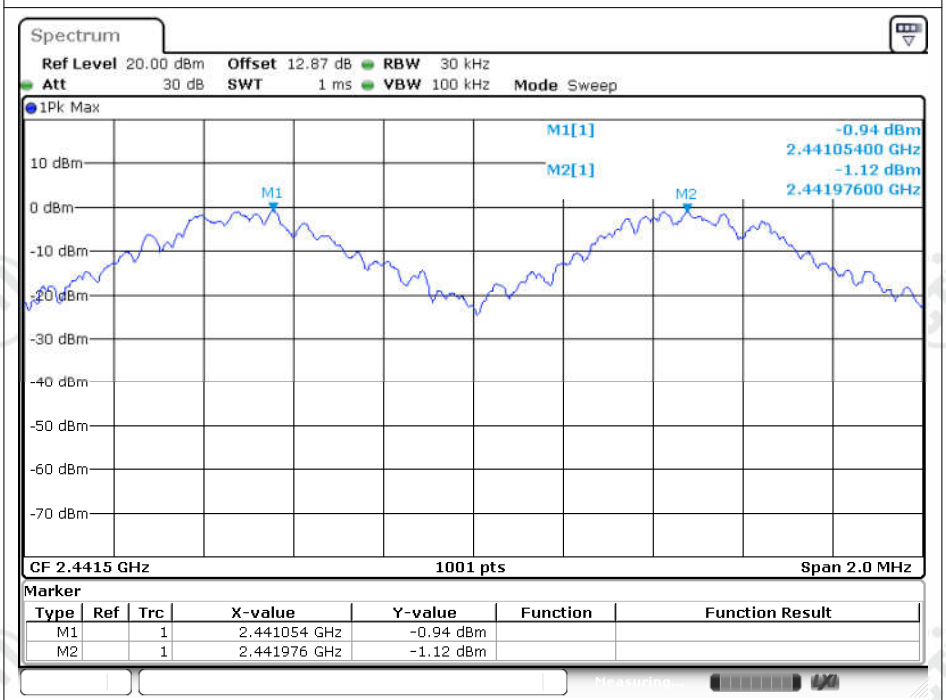

Date: 31.DEC.2024 08:54:26

CFS NVNT 1-DH5 2480MHz Ant1

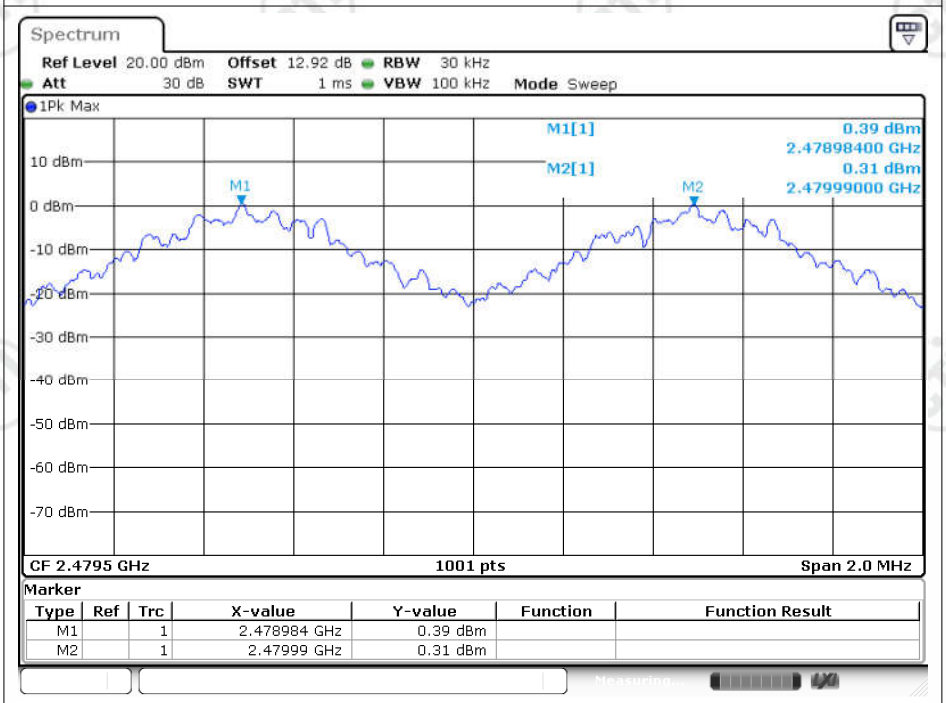

Date: 31.DEC.2024 08:56:13

CFS NVNT 2-DH5 2402MHz Ant1

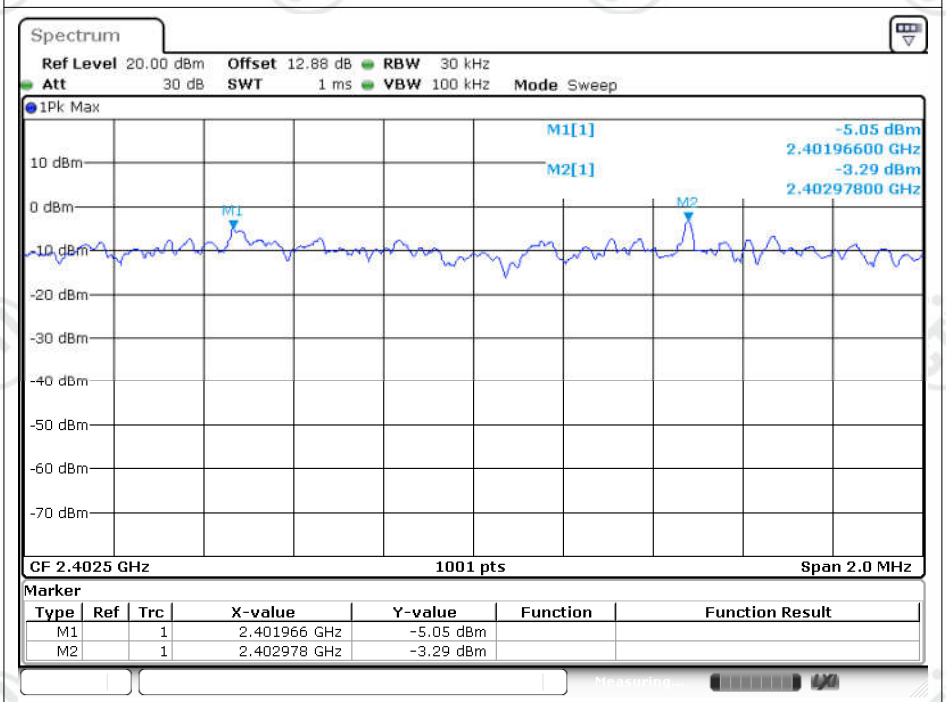

Date: 31.DEC.2024 09:03:12

CFS NVNT 2-DH5 2441MHz Ant1

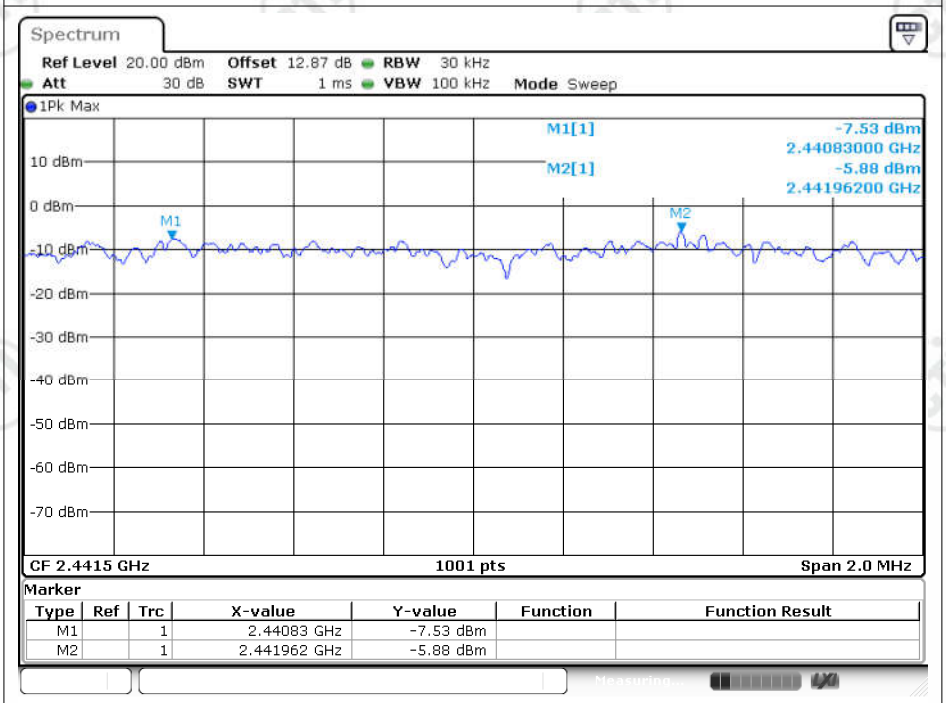

Date: 31.DEC.2024 09:07:22

CFS NVNT 2-DH5 2480MHz Ant1

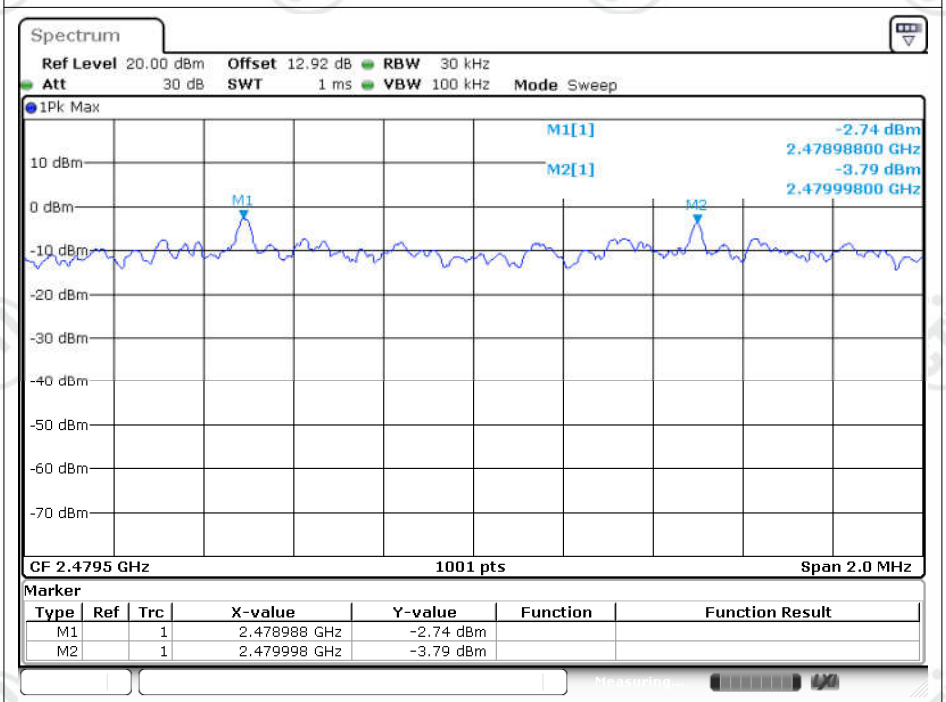

Date: 31.DEC.2024 09:07:40

CFS NVNT 3-DH5 2402MHz Ant1

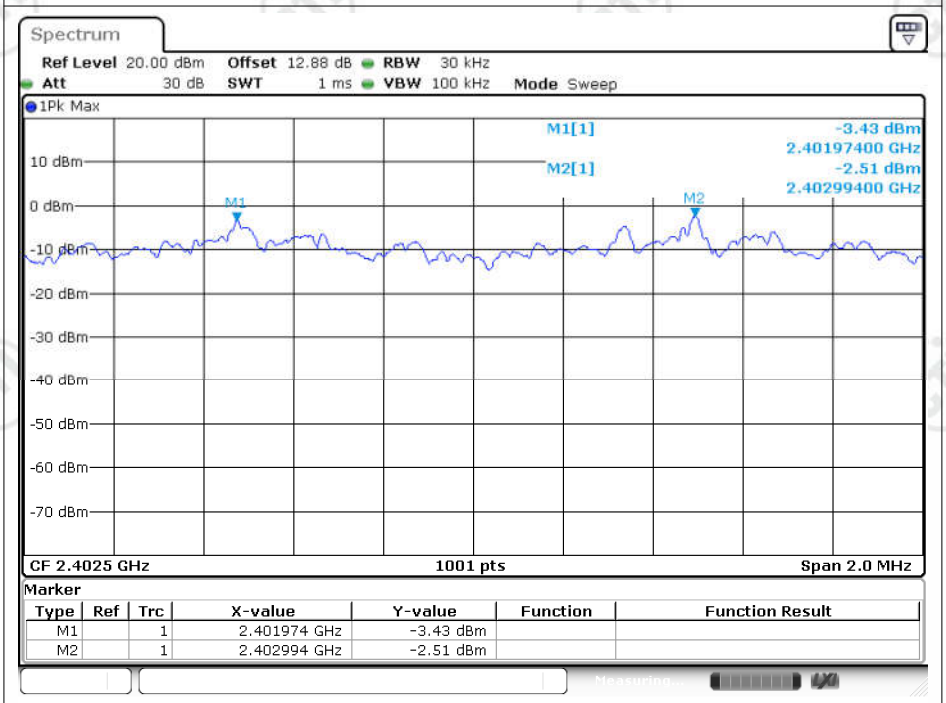

Date: 31.DEC.2024 09:14:06

CFS NVNT 3-DH5 2441MHz Ant1

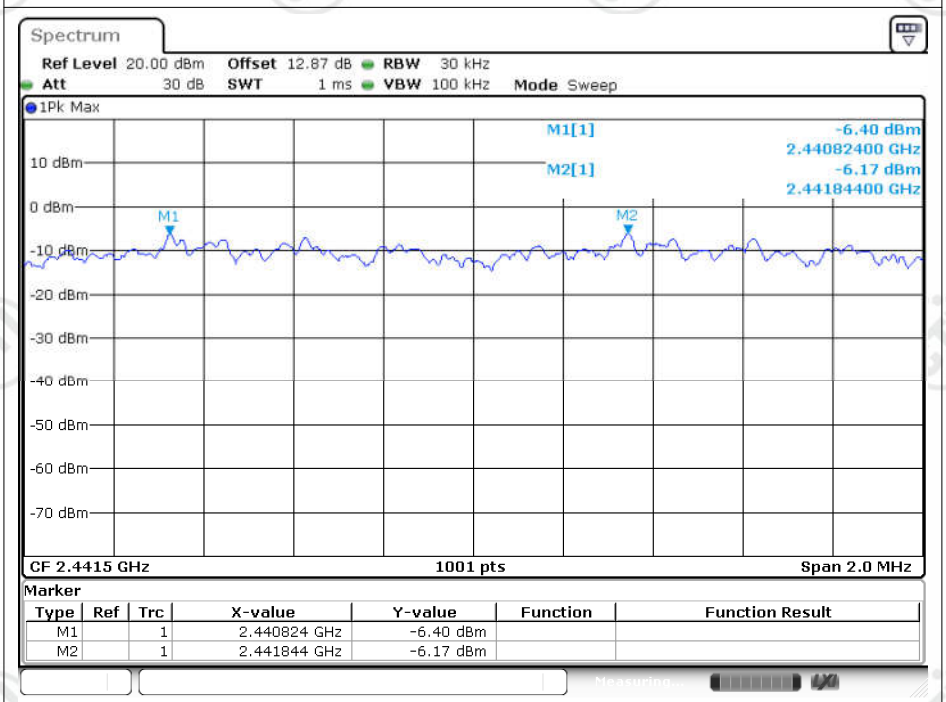

Date: 31.DEC.2024 09:15:00

CFS NVNT 3-DH5 2480MHz Ant1

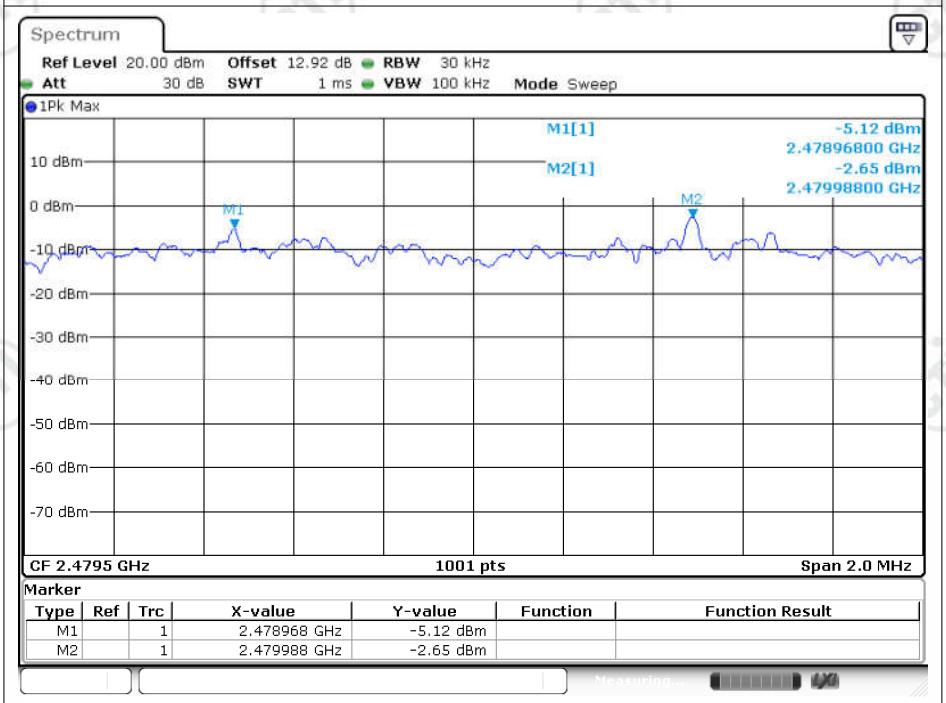

Date: 31.DEC.2024 09:17:05

Band Edge

Condition	Mode	Frequency (MHz)	Antenna	Hopping Mode	Max Value (dBc)	Limit (dBc)	Verdict
NVNT	1-DH5	2402	Ant1	No-Hopping	-47.09	-20	Pass
NVNT	1-DH5	2480	Ant1	No-Hopping	-47.66	-20	Pass
NVNT	2-DH5	2402	Ant1	No-Hopping	-44.5	-20	Pass
NVNT	2-DH5	2480	Ant1	No-Hopping	-44.06	-20	Pass
NVNT	3-DH5	2402	Ant1	No-Hopping	-41.94	-20	Pass
NVNT	3-DH5	2480	Ant1	No-Hopping	-45.51	-20	Pass

Test Graphs

Band Edge NVNT 1-DH5 2402MHz Ant1 No-Hopping Ref

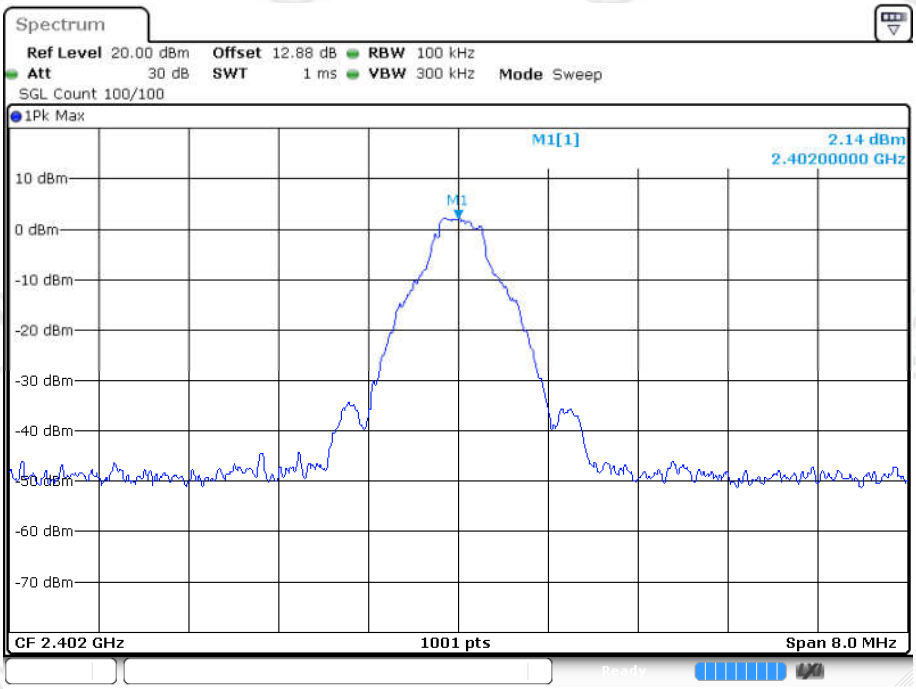

Date: 31.DEC.2024 08:50:12

Band Edge NVNT 1-DH5 2402MHz Ant1 No-Hopping Emission

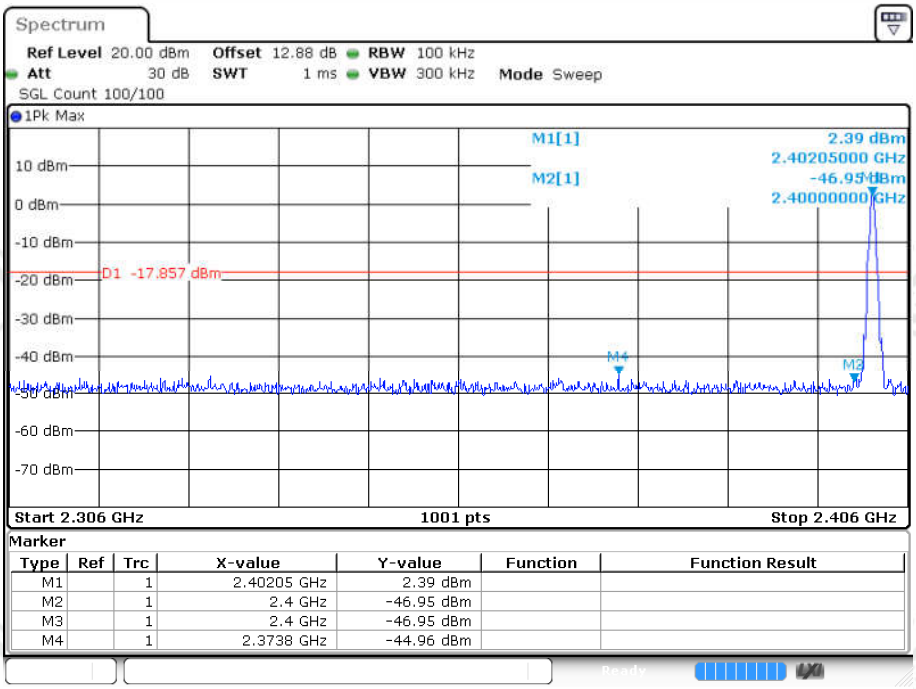

Marker

Type	Ref	Trc	X-value	Y-value	Function	Function Result
M1		1	2.40205 GHz	2.39 dBm		
M2		1	2.4 GHz	-46.95 dBm		
M3		1	2.4 GHz	-46.95 dBm		
M4		1	2.3738 GHz	-44.96 dBm		

Date: 31.DEC.2024 08:50:14

Band Edge NVNT 1-DH5 2480MHz Ant1 No-Hopping Ref

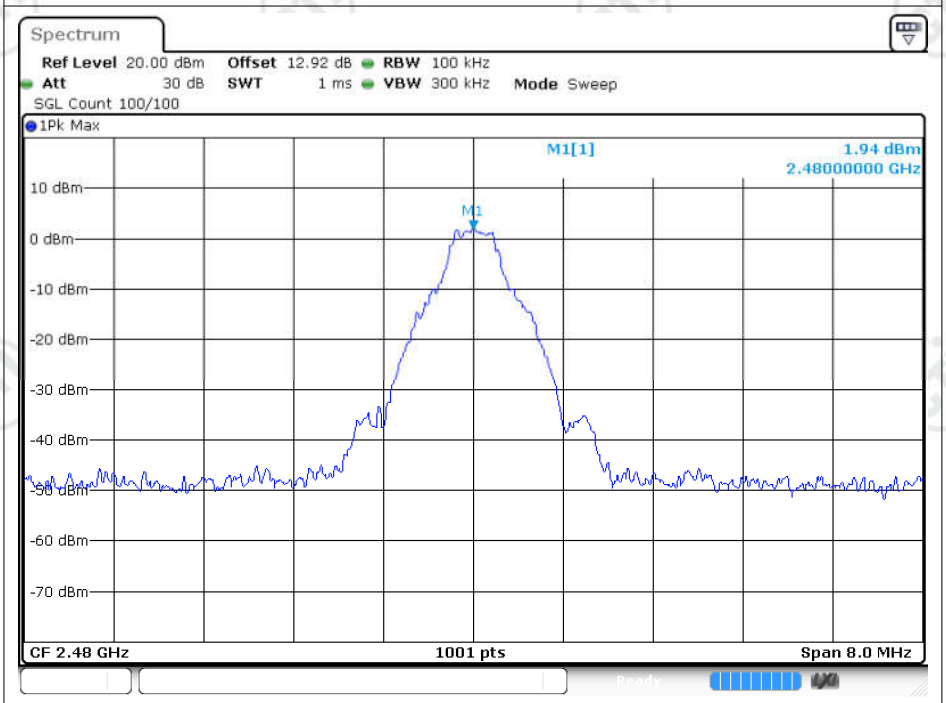

Date: 31.DEC.2024 08:52:42

Band Edge NVNT 1-DH5 2480MHz Ant1 No-Hopping Emission

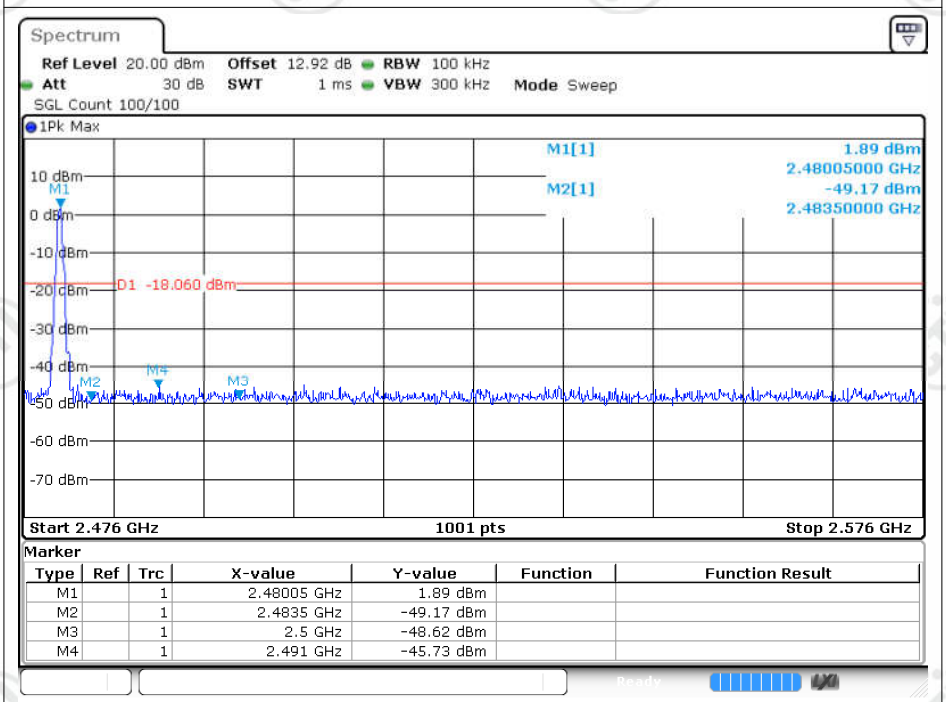

Marker

Type	Ref	Trc	X-value	Y-value	Function	Function Result
M1		1	2.48005 GHz	1.89 dBm		
M2		1	2.4835 GHz	-49.17 dBm		
M3		1	2.5 GHz	-48.62 dBm		
M4		1	2.491 GHz	-45.73 dBm		

Date: 31.DEC.2024 08:52:43

Band Edge NVNT 2-DH5 2402MHz Ant1 No-Hopping Ref

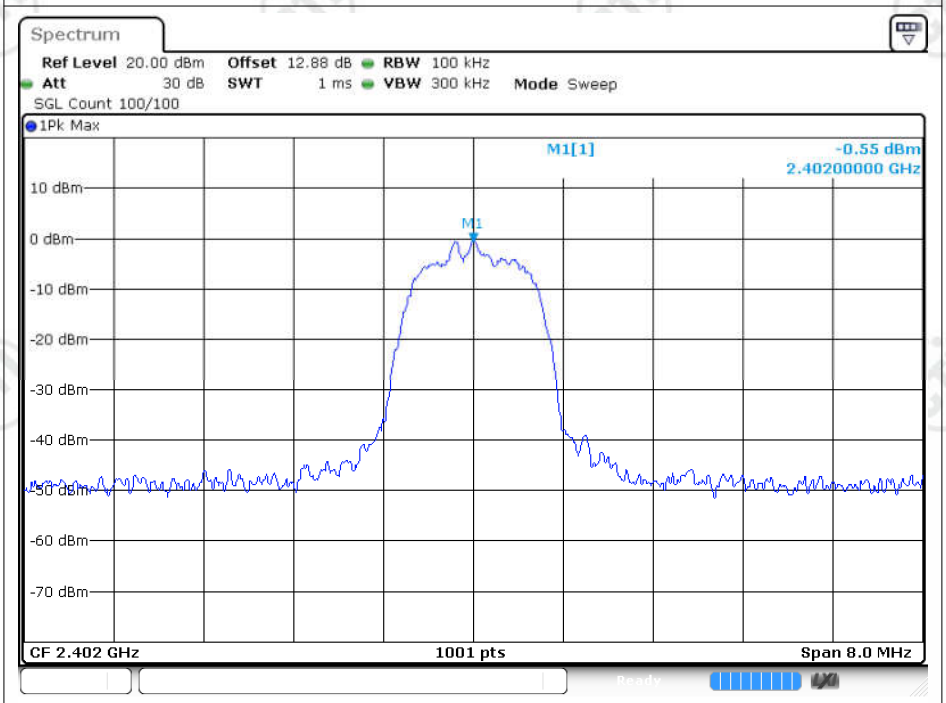

Date: 31.DEC.2024 08:58:11

Band Edge NVNT 2-DH5 2402MHz Ant1 No-Hopping Emission

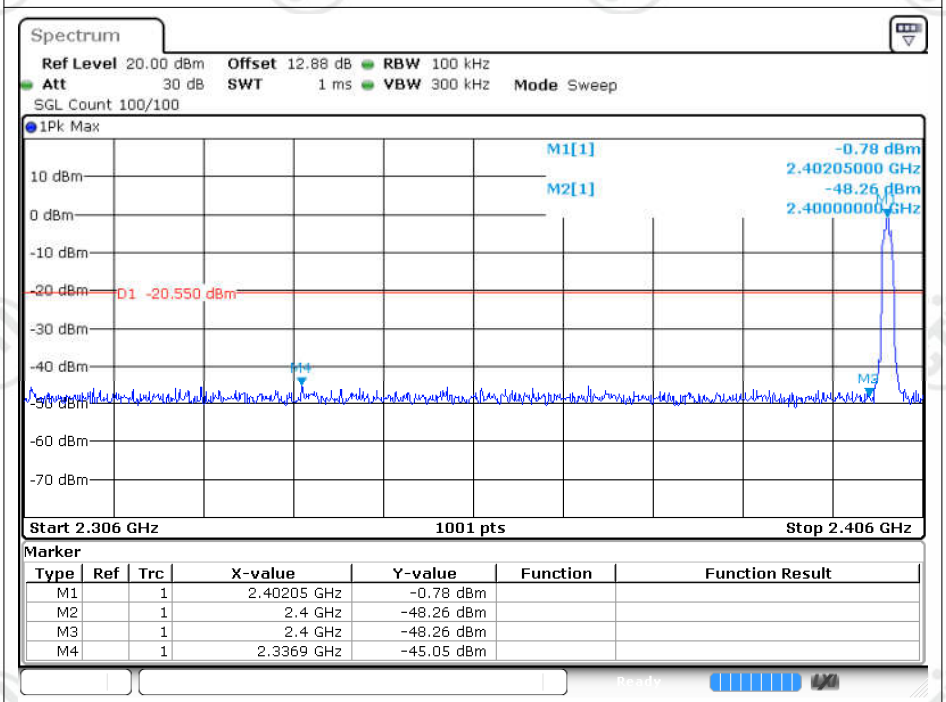

Marker

Type	Ref	Trc	X-value	Y-value	Function	Function Result
M1		1	2.40205 GHz	-0.78 dBm		
M2		1	2.4 GHz	-48.26 dBm		
M3		1	2.4 GHz	-48.26 dBm		
M4		1	2.3369 GHz	-45.05 dBm		

Date: 31.DEC.2024 08:58:13

Band Edge NVNT 2-DH5 2480MHz Ant1 No-Hopping Ref

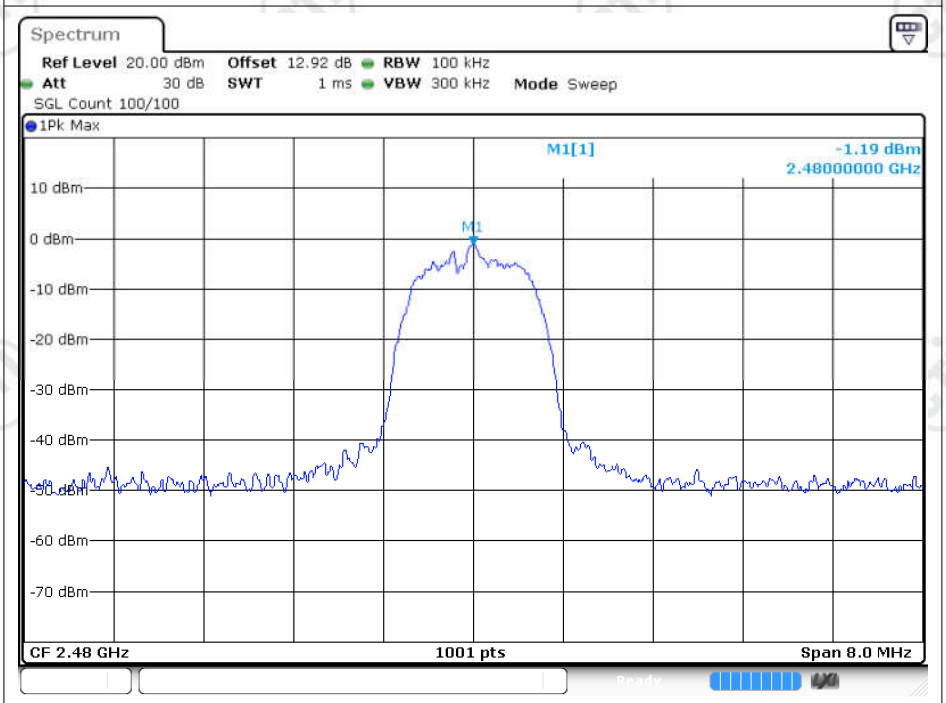

Date: 31.DEC.2024 09:02:19

Band Edge NVNT 2-DH5 2480MHz Ant1 No-Hopping Emission

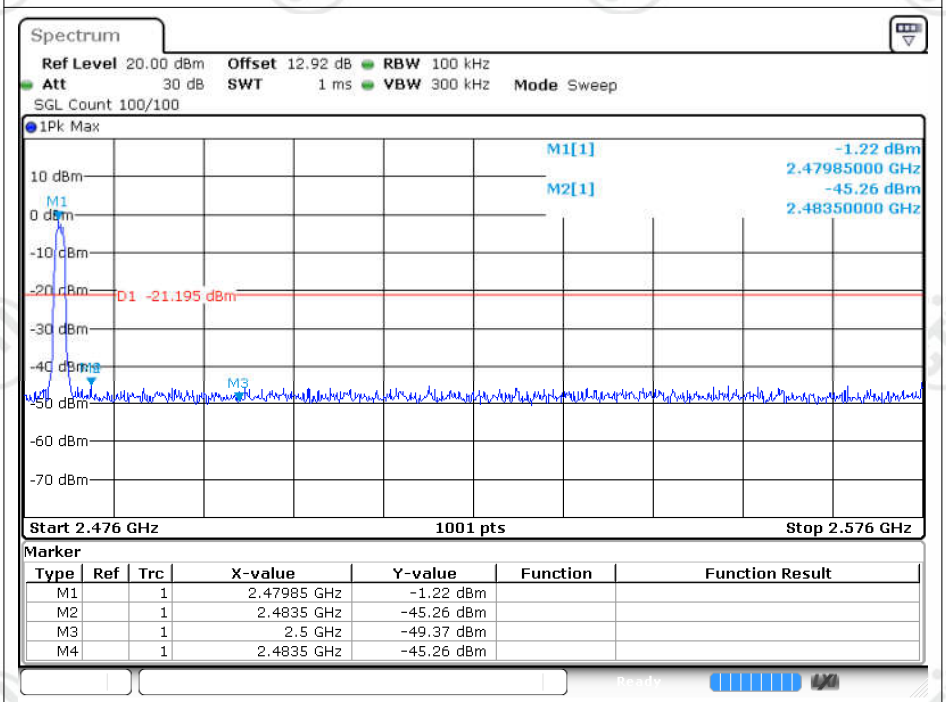

Marker

Type	Ref	Trc	X-value	Y-value	Function	Function Result
M1		1	2.47985 GHz	-1.22 dBm		
M2		1	2.4835 GHz	-45.26 dBm		
M3		1	2.5 GHz	-49.37 dBm		
M4		1	2.4835 GHz	-45.26 dBm		

Date: 31.DEC.2024 09:02:20

Band Edge NVNT 3-DH5 2402MHz Ant1 No-Hopping Ref

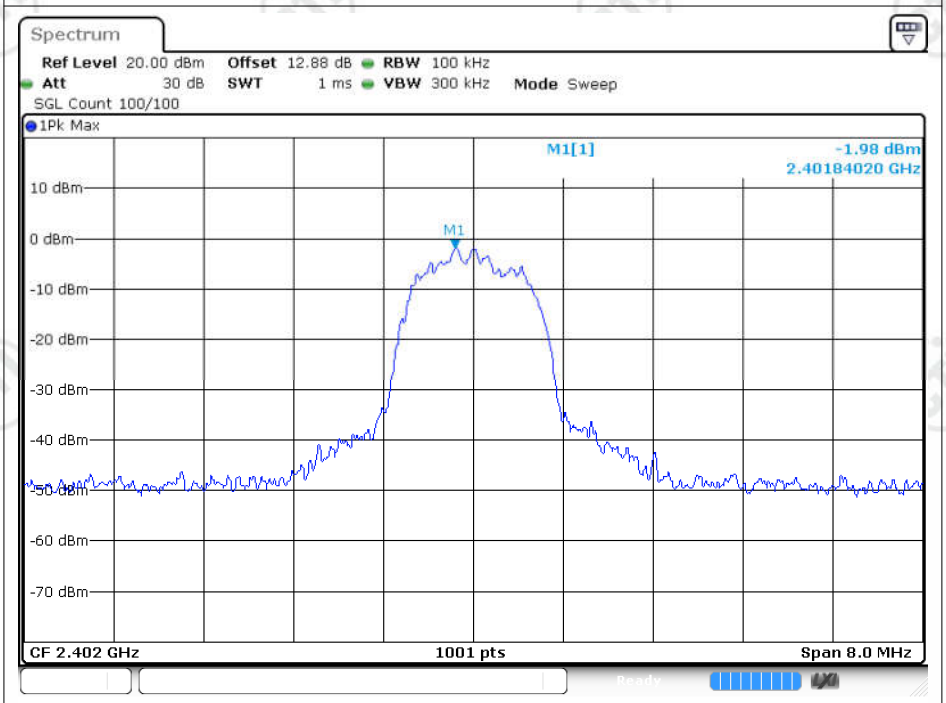

Date: 31.DEC.2024 09:09:26

Band Edge NVNT 3-DH5 2402MHz Ant1 No-Hopping Emission

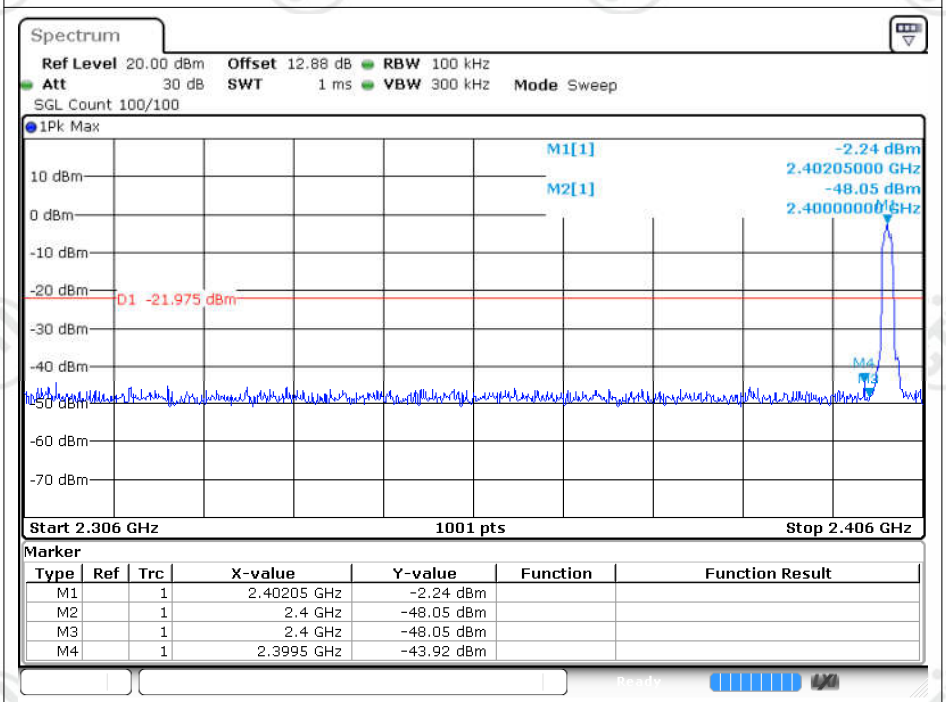

Marker

Type	Ref	Trc	X-value	Y-value	Function	Function Result
M1		1	2.40205 GHz	-2.24 dBm		
M2		1	2.4 GHz	-48.05 dBm		
M3		1	2.4 GHz	-48.05 dBm		
M4		1	2.3995 GHz	-43.92 dBm		

Date: 31.DEC.2024 09:09:27

Band Edge NVNT 3-DH5 2480MHz Ant1 No-Hopping Ref

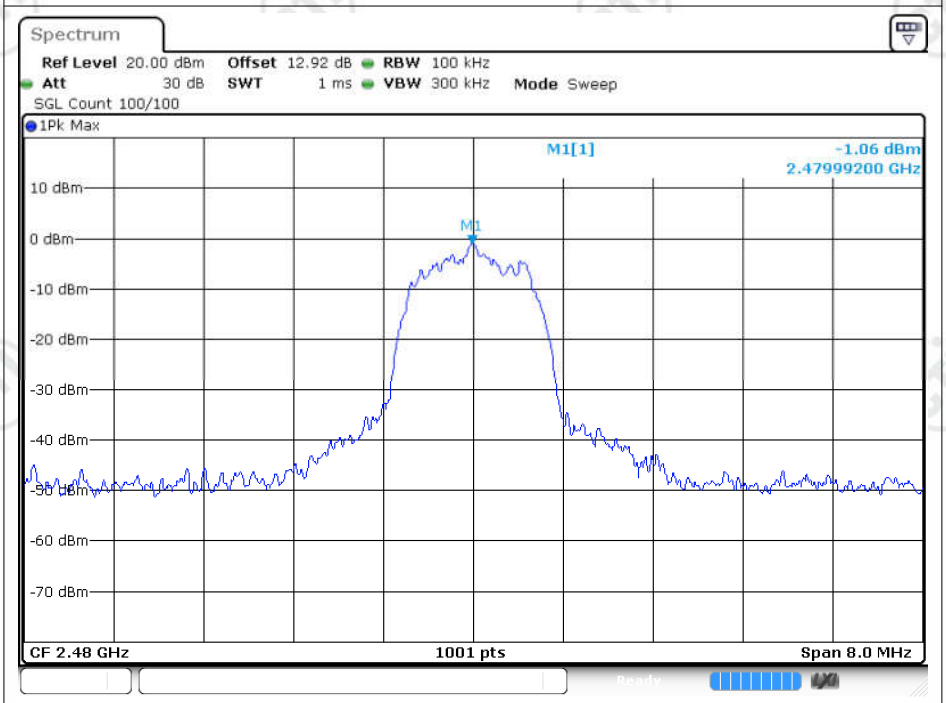

Date: 31.DEC.2024 09:12:40

Band Edge NVNT 3-DH5 2480MHz Ant1 No-Hopping Emission

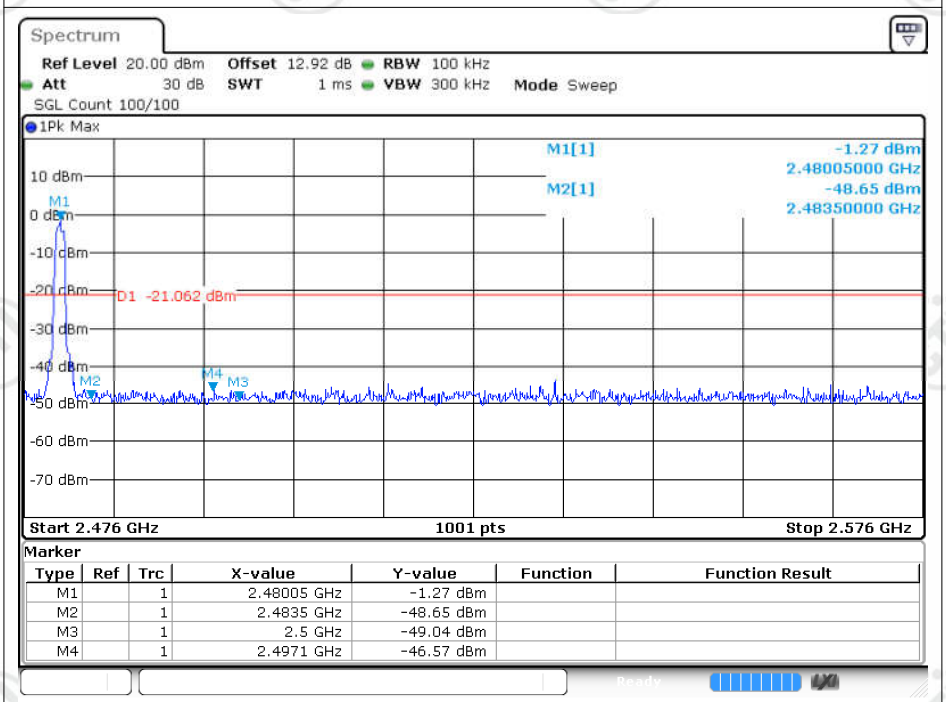

Marker

Type	Ref	Trc	X-value	Y-value	Function	Function Result
M1		1	2.48005 GHz	-1.27 dBm		
M2		1	2.4835 GHz	-48.65 dBm		
M3		1	2.5 GHz	-49.04 dBm		
M4		1	2.4971 GHz	-46.57 dBm		

Date: 31.DEC.2024 09:12:41

Band Edge(Hopping)

Condition	Mode	Frequency (MHz)	Antenna	Hopping Mode	Max Value (dBc)	Limit (dBc)	Verdict
NVNT	1-DH5	2402	Ant1	Hopping	-46.33	-20	Pass
NVNT	1-DH5	2480	Ant1	Hopping	-45.46	-20	Pass
NVNT	2-DH5	2402	Ant1	Hopping	-43.12	-20	Pass
NVNT	2-DH5	2480	Ant1	Hopping	-42.64	-20	Pass
NVNT	3-DH5	2402	Ant1	Hopping	-43.42	-20	Pass
NVNT	3-DH5	2480	Ant1	Hopping	-43.29	-20	Pass

Test Graphs

Band Edge(Hopping) NVNT 1-DH5 2402MHz Ant1 Hopping Ref

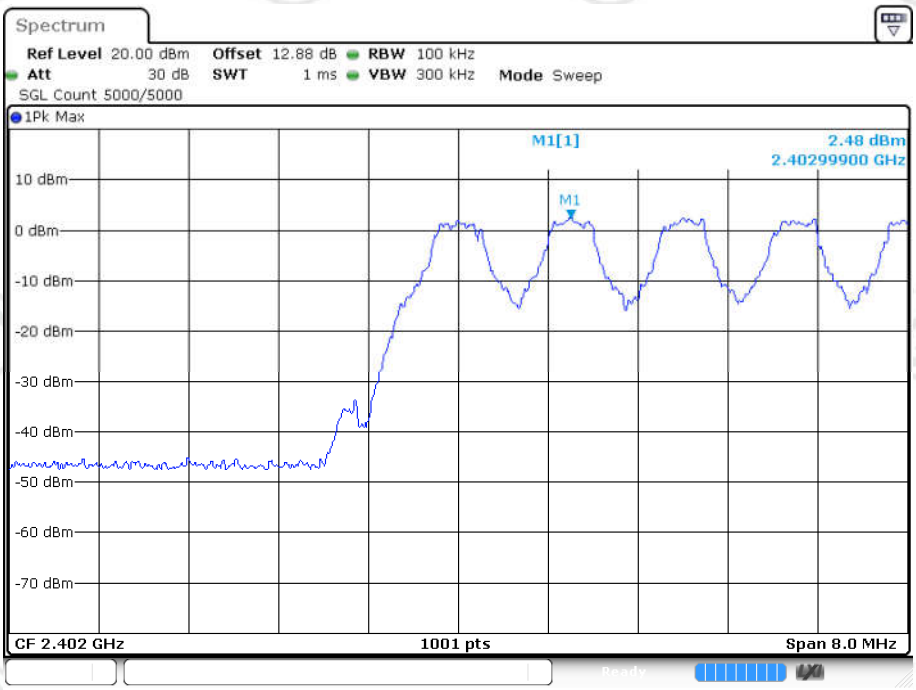

Date: 31.DEC.2024 08:53:48

Band Edge(Hopping) NVNT 1-DH5 2402MHz Ant1 Hopping Emission

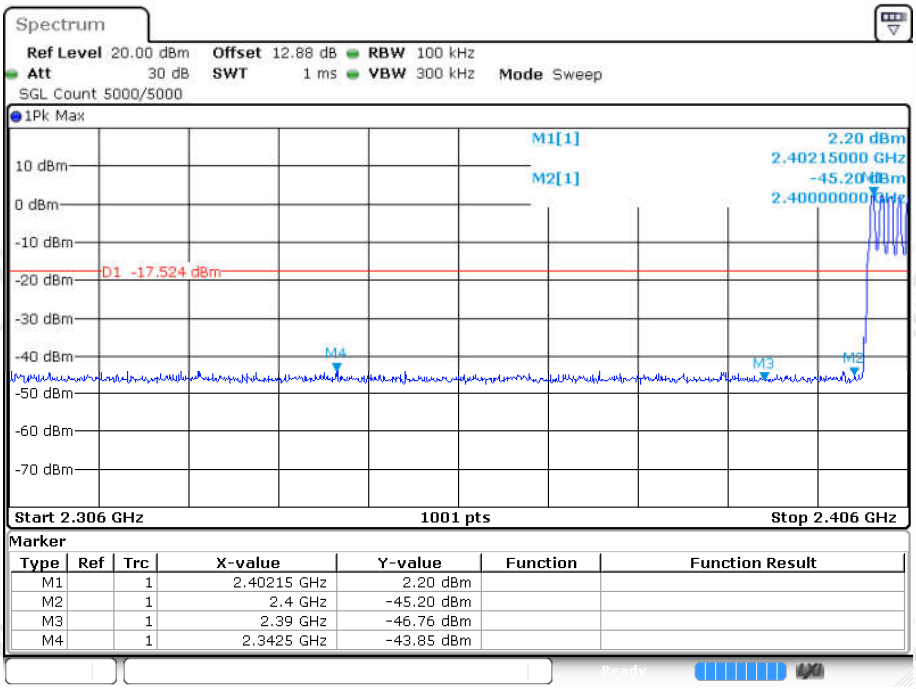

Marker

Type	Ref	Trc	X-value	Y-value	Function	Function Result
M1		1	2.40215 GHz	2.20 dBm		
M2		1	2.4 GHz	-45.20 dBm		
M3		1	2.39 GHz	-46.76 dBm		
M4		1	2.3425 GHz	-43.85 dBm		

Date: 31.DEC.2024 08:54:12

Band Edge(Hopping) NVNT 1-DH5 2480MHz Ant1 Hopping Ref

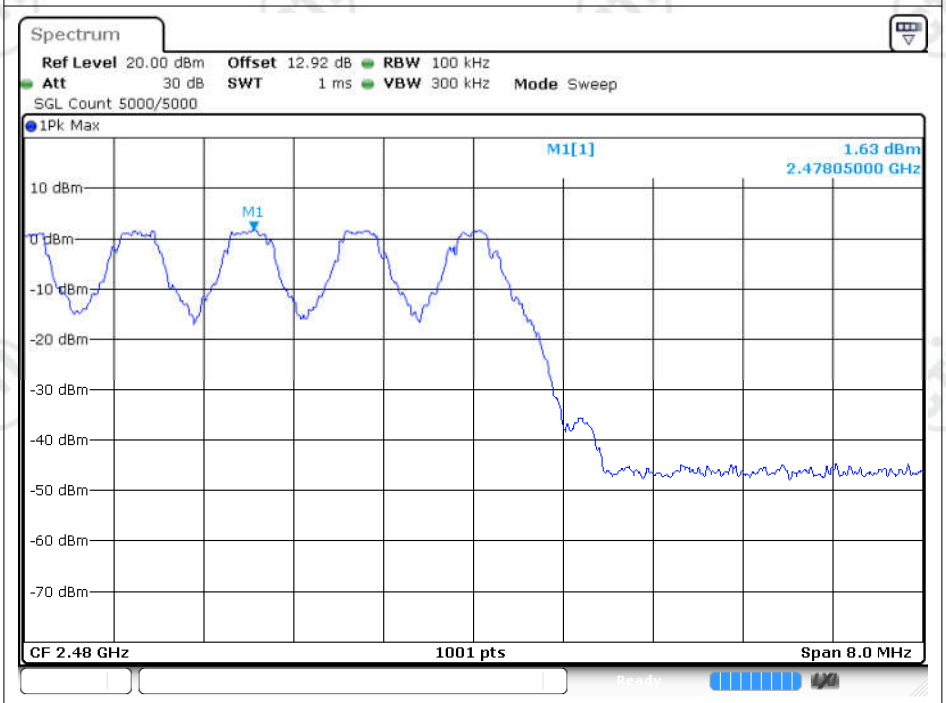

Date: 31.DEC.2024 08:56:28

Band Edge(Hopping) NVNT 1-DH5 2480MHz Ant1 Hopping Emission

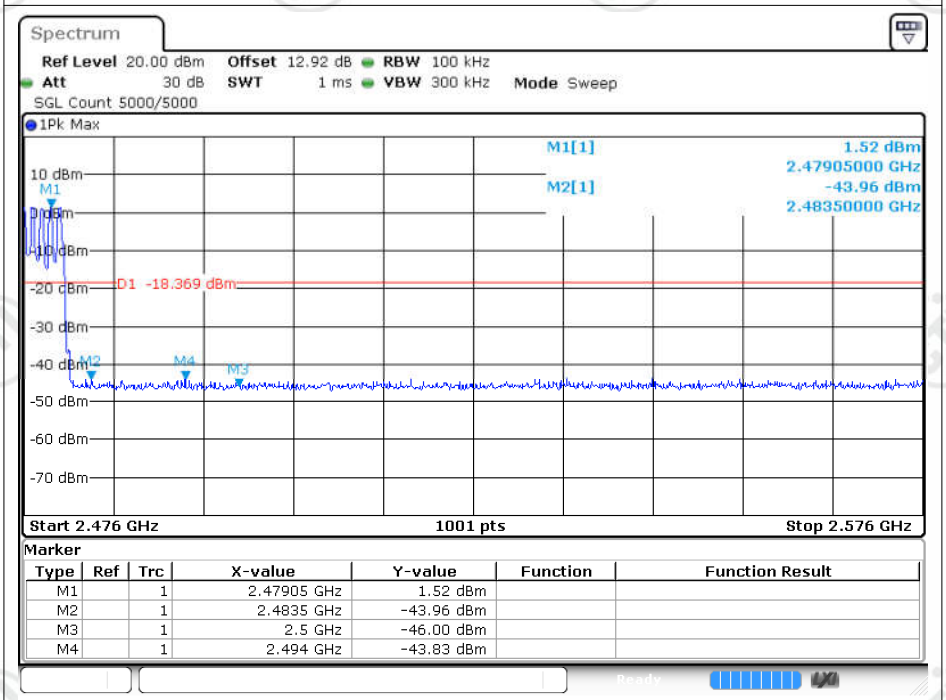

Marker

Type	Ref	Trc	X-value	Y-value	Function	Function Result
M1		1	2.47905 GHz	1.52 dBm		
M2		1	2.4835 GHz	-43.96 dBm		
M3		1	2.5 GHz	-46.00 dBm		
M4		1	2.494 GHz	-43.83 dBm		

Date: 31.DEC.2024 08:56:40

Band Edge(Hopping) NVNT 2-DH5 2402MHz Ant1 Hopping Ref

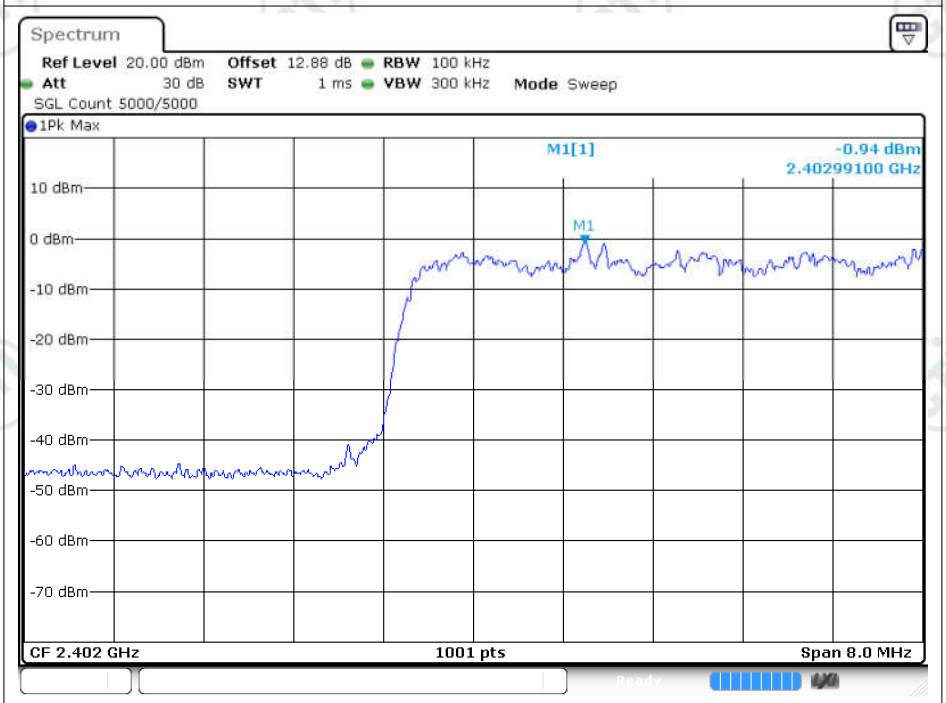

Date: 31.DEC.2024 09:03:28

Band Edge(Hopping) NVNT 2-DH5 2402MHz Ant1 Hopping Emission

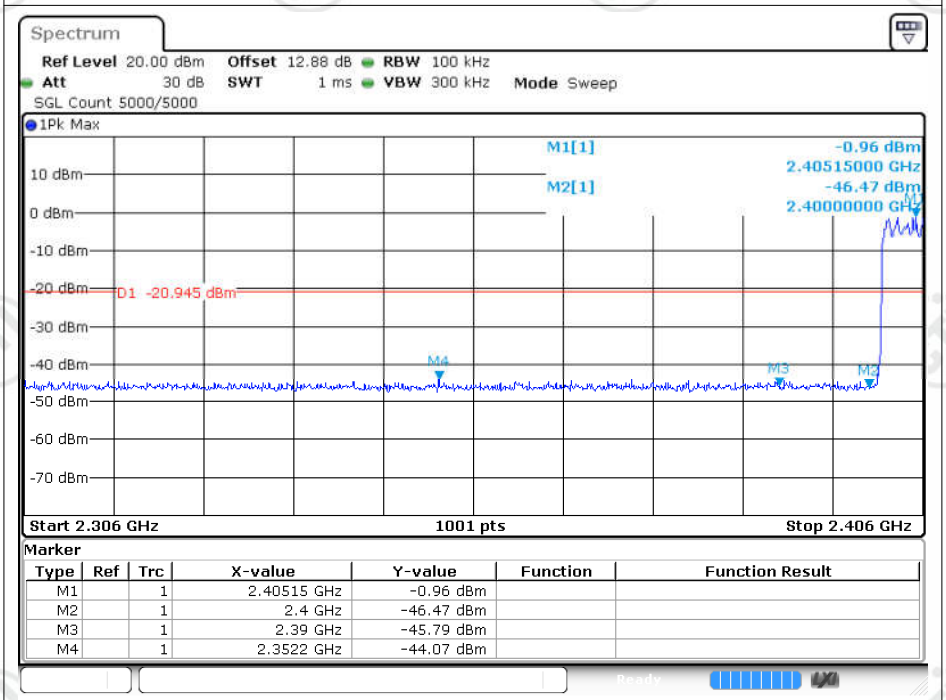

Marker

Type	Ref	Trc	X-value	Y-value	Function	Function Result
M1		1	2.40515 GHz	-0.96 dBm		
M2		1	2.4 GHz	-46.47 dBm		
M3		1	2.39 GHz	-45.79 dBm		
M4		1	2.3522 GHz	-44.07 dBm		

Date: 31.DEC.2024 09:03:51

Band Edge(Hopping) NVNT 2-DH5 2480MHz Ant1 Hopping Ref

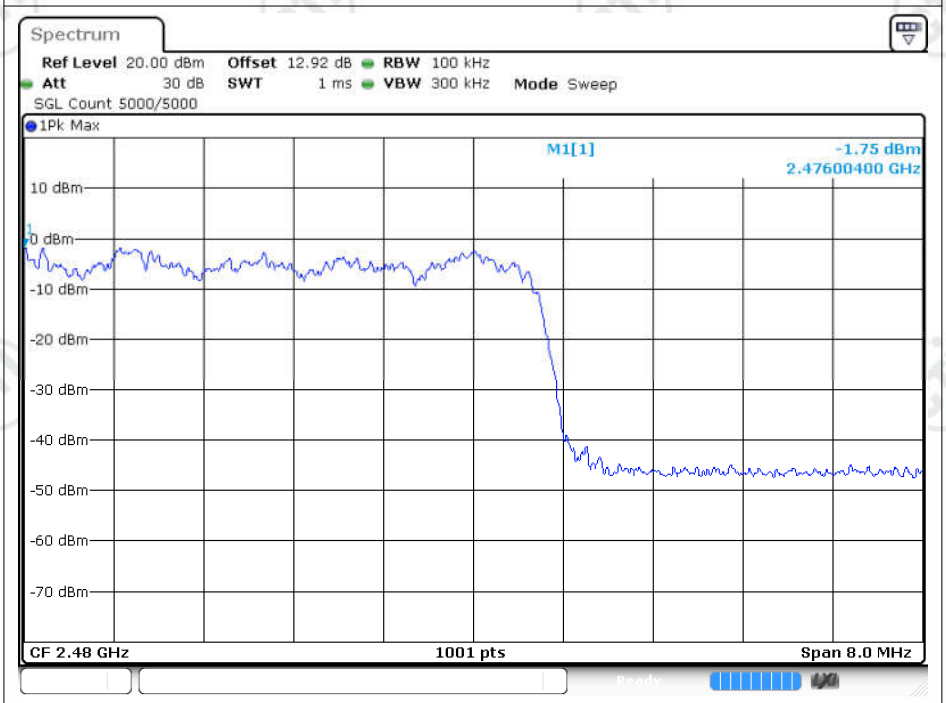

Date: 31.DEC.2024 09:05:52

Band Edge(Hopping) NVNT 2-DH5 2480MHz Ant1 Hopping Emission

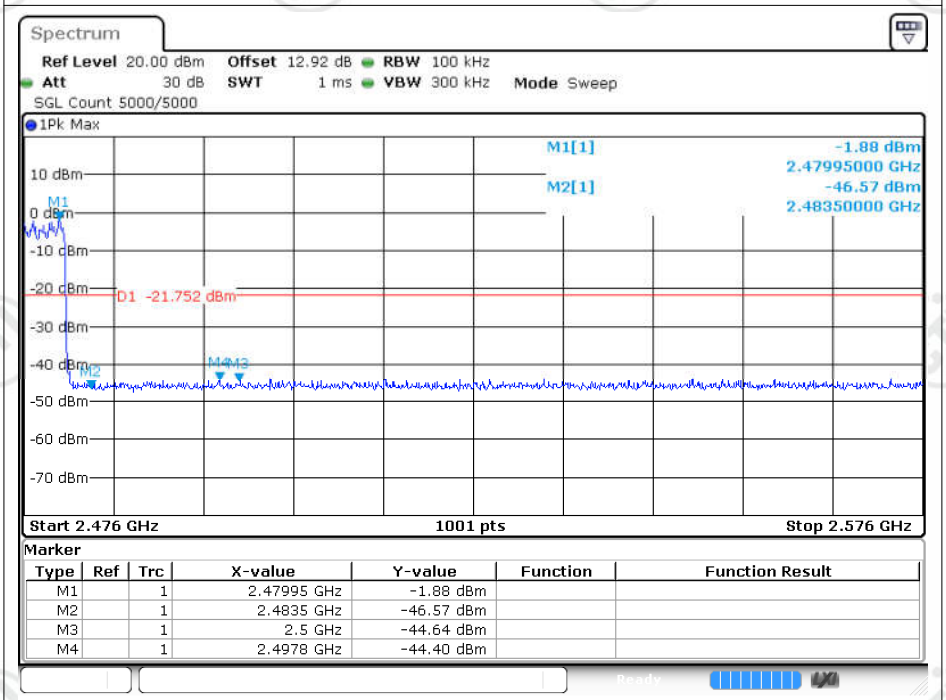

Marker

Type	Ref	Trc	X-value	Y-value	Function	Function Result
M1		1	2.47995 GHz	-1.88 dBm		
M2		1	2.4835 GHz	-46.57 dBm		
M3		1	2.5 GHz	-44.64 dBm		
M4		1	2.4978 GHz	-44.40 dBm		

Date: 31.DEC.2024 09:06:03

Band Edge(Hopping) NVNT 3-DH5 2402MHz Ant1 Hopping Ref

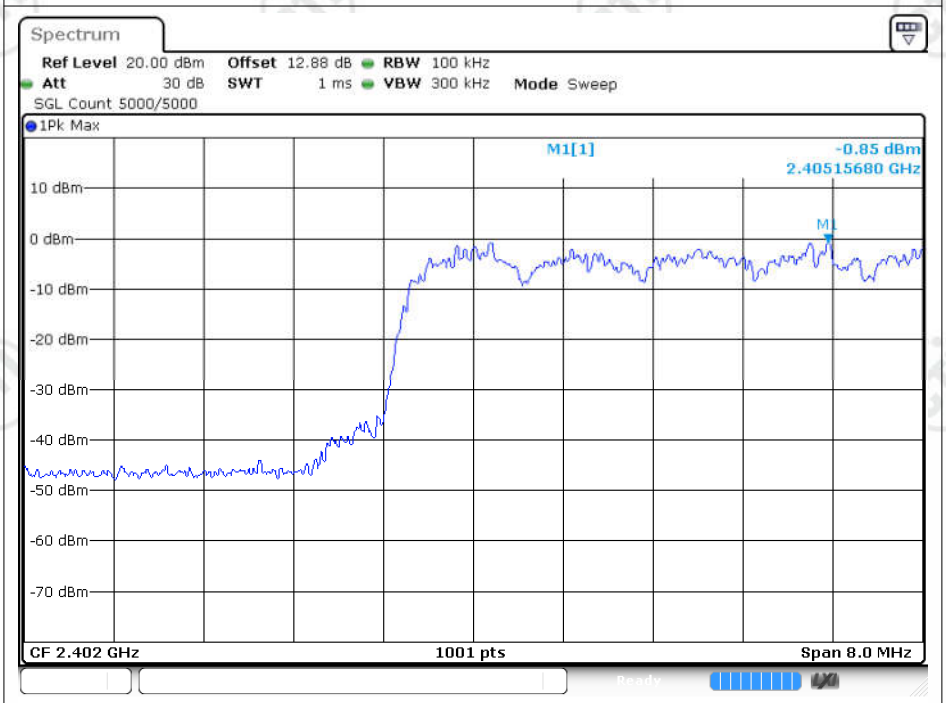

Date: 31.DEC.2024 09:14:21

Band Edge(Hopping) NVNT 3-DH5 2402MHz Ant1 Hopping Emission

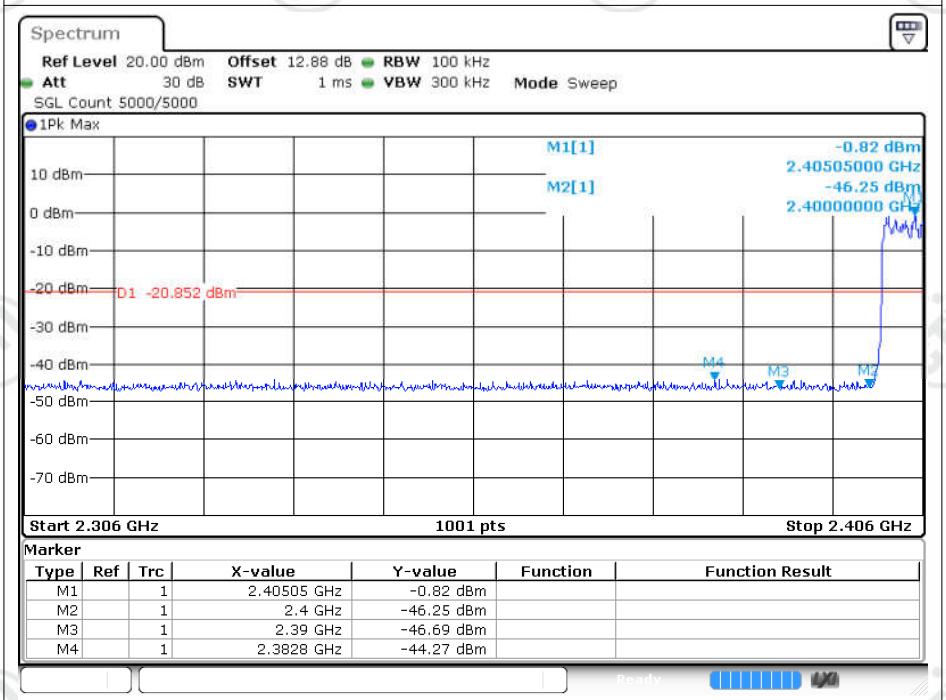

Marker

Type	Ref	Trc	X-value	Y-value	Function	Function Result
M1		1	2.40505 GHz	-0.82 dBm		
M2		1	2.4 GHz	-46.25 dBm		
M3		1	2.39 GHz	-46.69 dBm		
M4		1	2.3828 GHz	-44.27 dBm		

Date: 31.DEC.2024 09:14:45

Band Edge(Hopping) NVNT 3-DH5 2480MHz Ant1 Hopping Ref

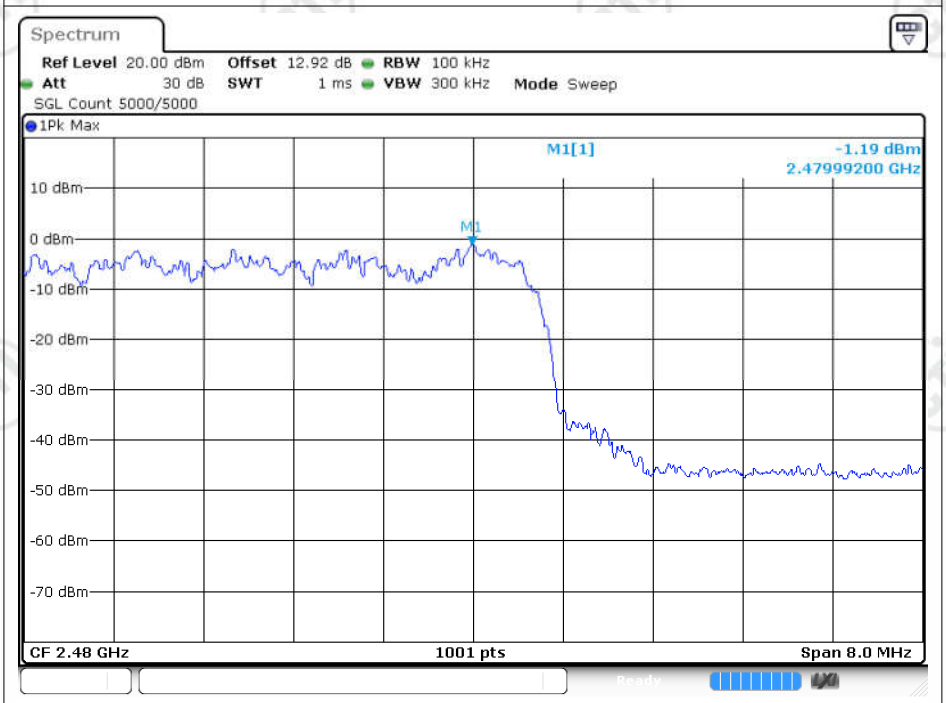

Date: 31.DEC.2024 09:17:20

Band Edge(Hopping) NVNT 3-DH5 2480MHz Ant1 Hopping Emission

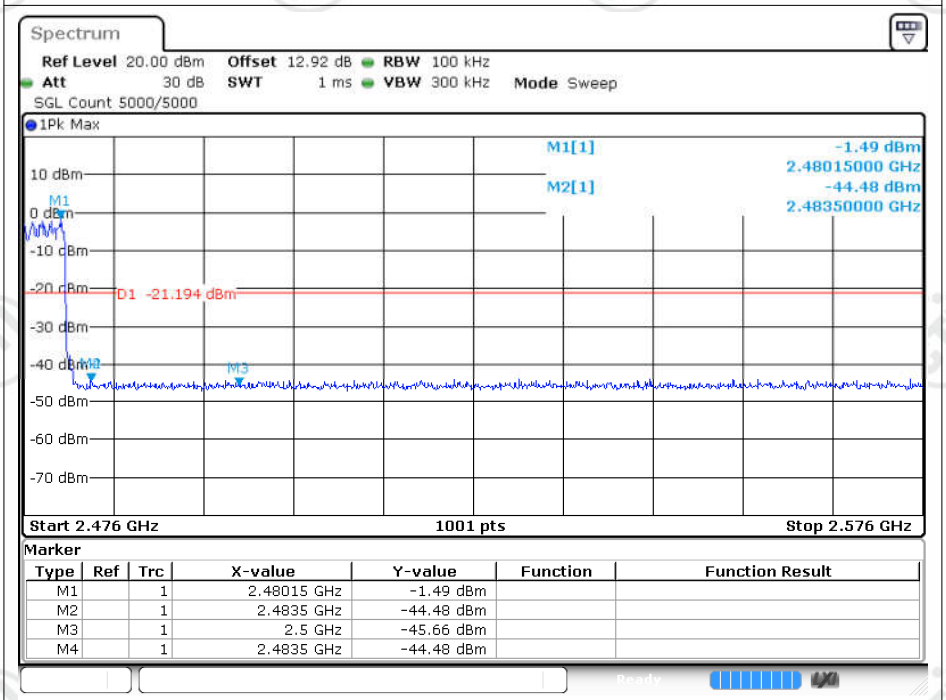

Marker

Type	Ref	Trc	X-value	Y-value	Function	Function Result
M1		1	2.48015 GHz	-1.49 dBm		
M2		1	2.4835 GHz	-44.48 dBm		
M3		1	2.5 GHz	-45.66 dBm		
M4		1	2.4835 GHz	-44.48 dBm		

Date: 31.DEC.2024 09:17:31

Conducted RF Spurious Emission

Condition	Mode	Frequency (MHz)	Antenna	Max Value (dBc)	Limit (dBc)	Verdict
NVNT	1-DH5	2402	Ant1	-51.27	-20	Pass
NVNT	1-DH5	2441	Ant1	-50.31	-20	Pass
NVNT	1-DH5	2480	Ant1	-49.65	-20	Pass
NVNT	2-DH5	2402	Ant1	-47.62	-20	Pass
NVNT	2-DH5	2441	Ant1	-47.63	-20	Pass
NVNT	2-DH5	2480	Ant1	-47.52	-20	Pass
NVNT	3-DH5	2402	Ant1	-46.93	-20	Pass
NVNT	3-DH5	2441	Ant1	-47.43	-20	Pass
NVNT	3-DH5	2480	Ant1	-36.44	-20	Pass

Test Graphs

Tx. Spurious NVNT 1-DH5 2402MHz Ant1 Ref

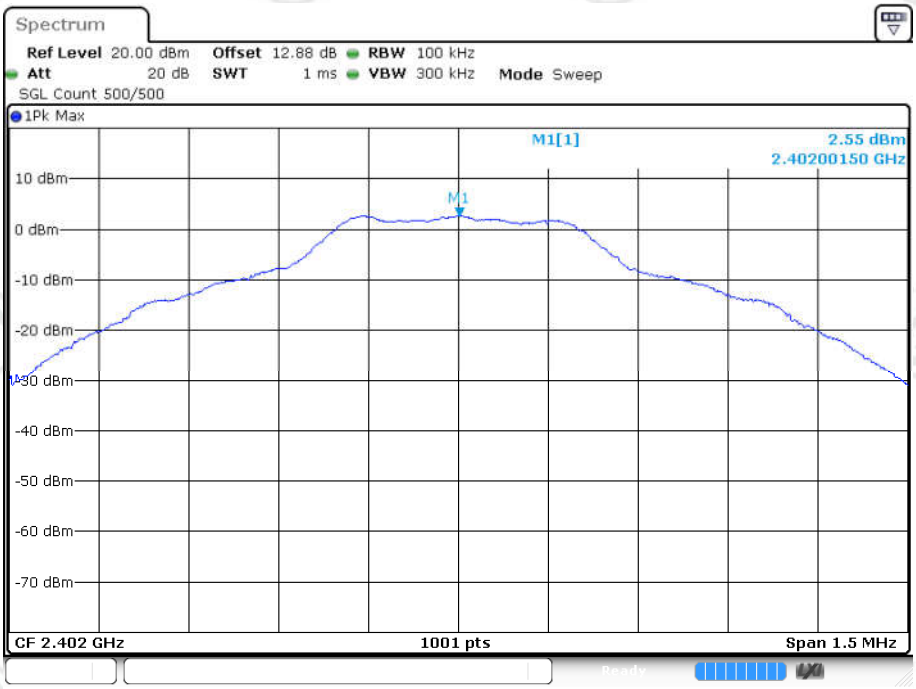

Date: 31.DEC.2024 08:50:21

Tx. Spurious NVNT 1-DH5 2402MHz Ant1 Emission

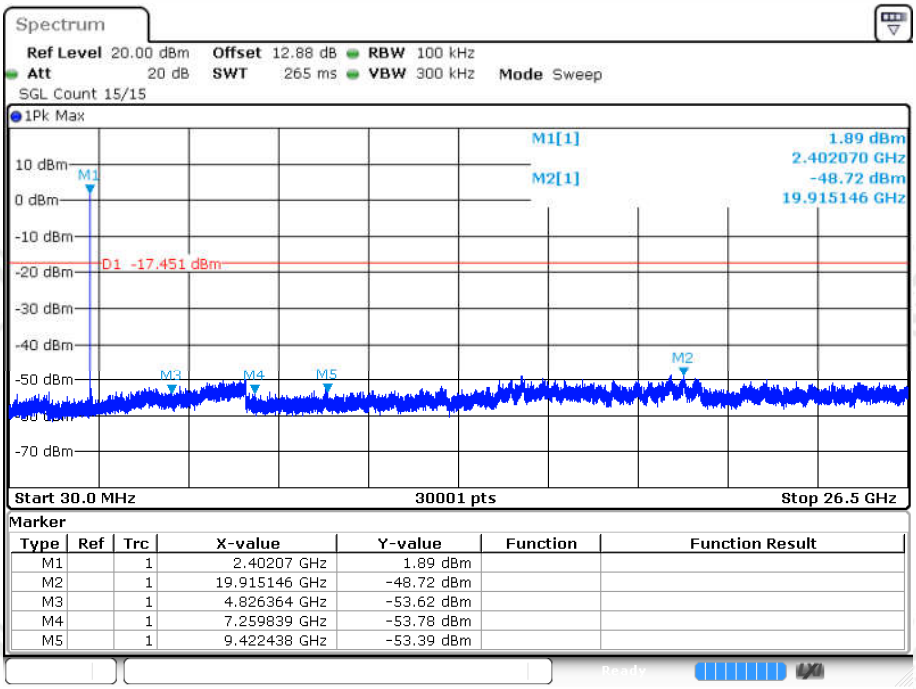

Marker

Type	Ref	Trc	X-value	Y-value	Function	Function Result
M1		1	2.40207 GHz	1.89 dBm		
M2		1	19.915146 GHz	-48.72 dBm		
M3		1	4.826364 GHz	-53.62 dBm		
M4		1	7.259839 GHz	-53.78 dBm		
M5		1	9.422438 GHz	-53.39 dBm		

Date: 31.DEC.2024 08:50:36

Tx. Spurious NVNT 1-DH5 2441MHz Ant1 Ref

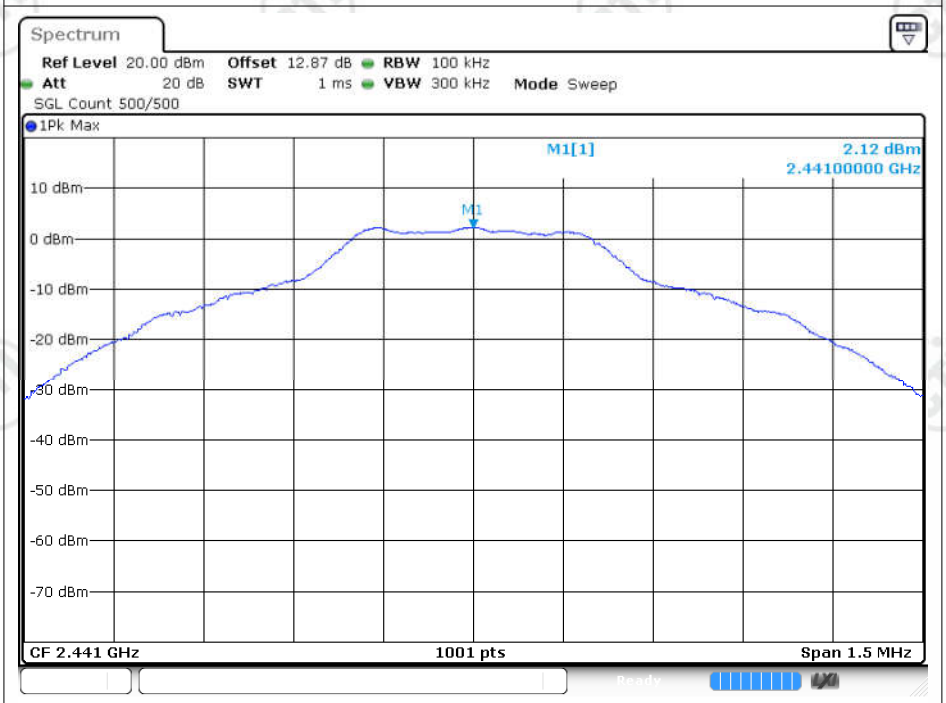

Date: 31.DEC.2024 08:51:33

Tx. Spurious NVNT 1-DH5 2441MHz Ant1 Emission

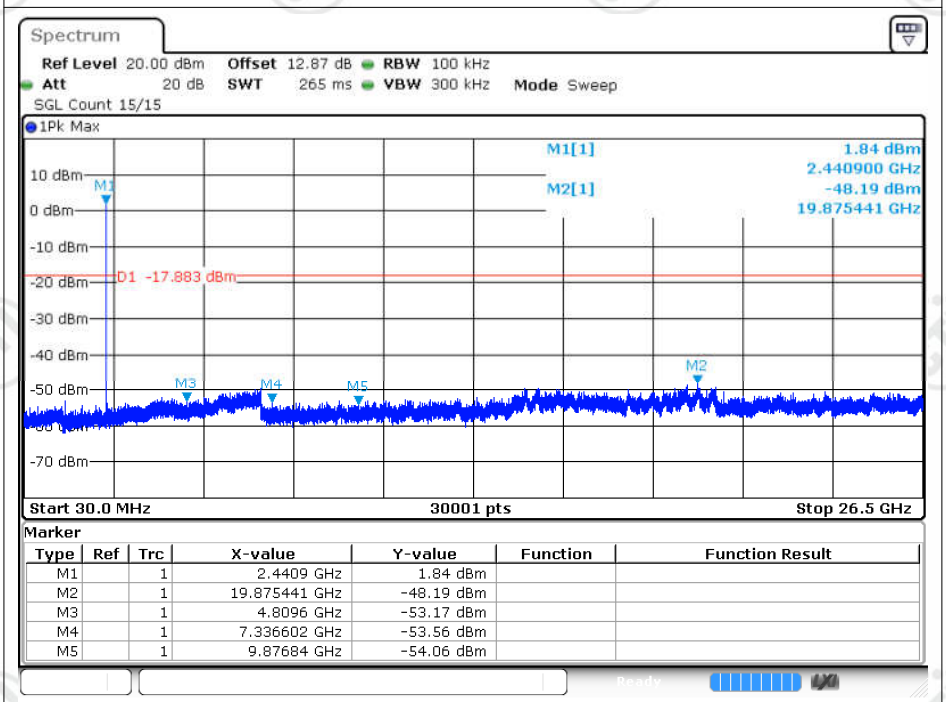

Marker

Type	Ref	Trc	X-value	Y-value	Function	Function Result
M1		1	2.4409 GHz	1.84 dBm		
M2		1	19.875441 GHz	-48.19 dBm		
M3		1	4.8096 GHz	-53.17 dBm		
M4		1	7.336602 GHz	-53.56 dBm		
M5		1	9.87684 GHz	-54.06 dBm		

Date: 31.DEC.2024 08:51:49

Tx. Spurious NVNT 1-DH5 2480MHz Ant1 Ref

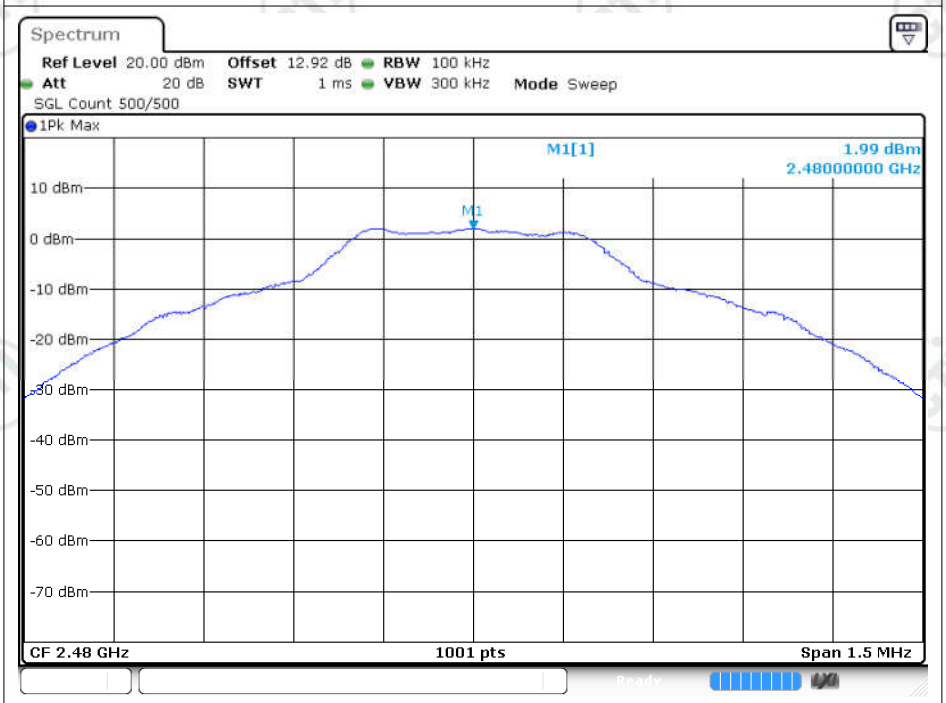

Date: 31.DEC.2024 08:52:48

Tx. Spurious NVNT 1-DH5 2480MHz Ant1 Emission

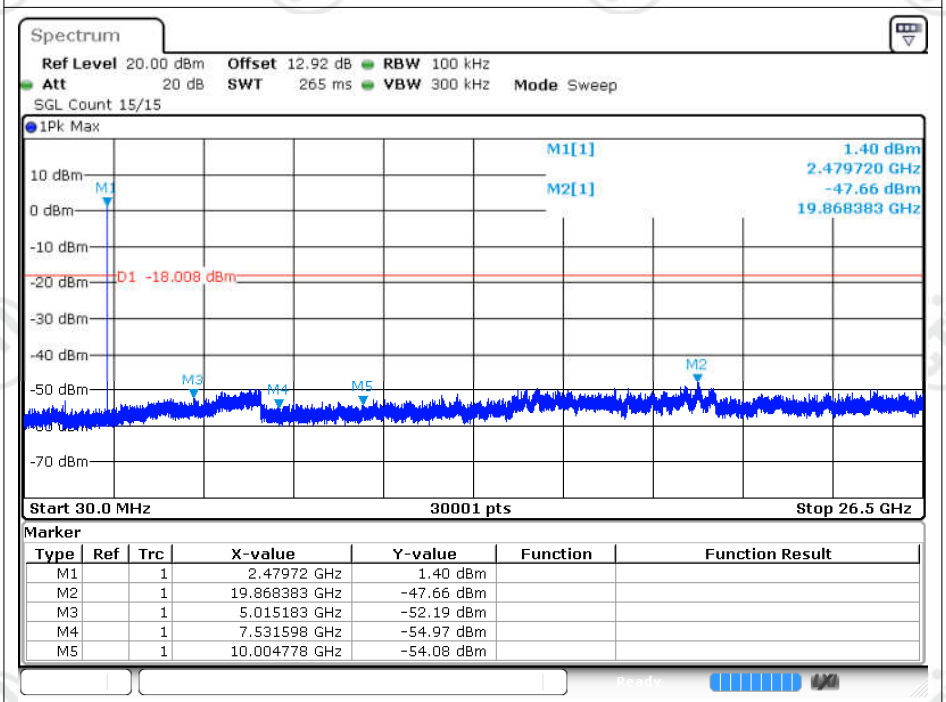

Marker

Type	Ref	Trc	X-value	Y-value	Function	Function Result
M1		1	2.47972 GHz	1.40 dBm		
M2		1	19.868383 GHz	-47.66 dBm		
M3		1	5.015183 GHz	-52.19 dBm		
M4		1	7.531598 GHz	-54.97 dBm		
M5		1	10.004778 GHz	-54.08 dBm		

Date: 31.DEC.2024 08:53:04

Tx. Spurious NVNT 2-DH5 2402MHz Ant1 Ref

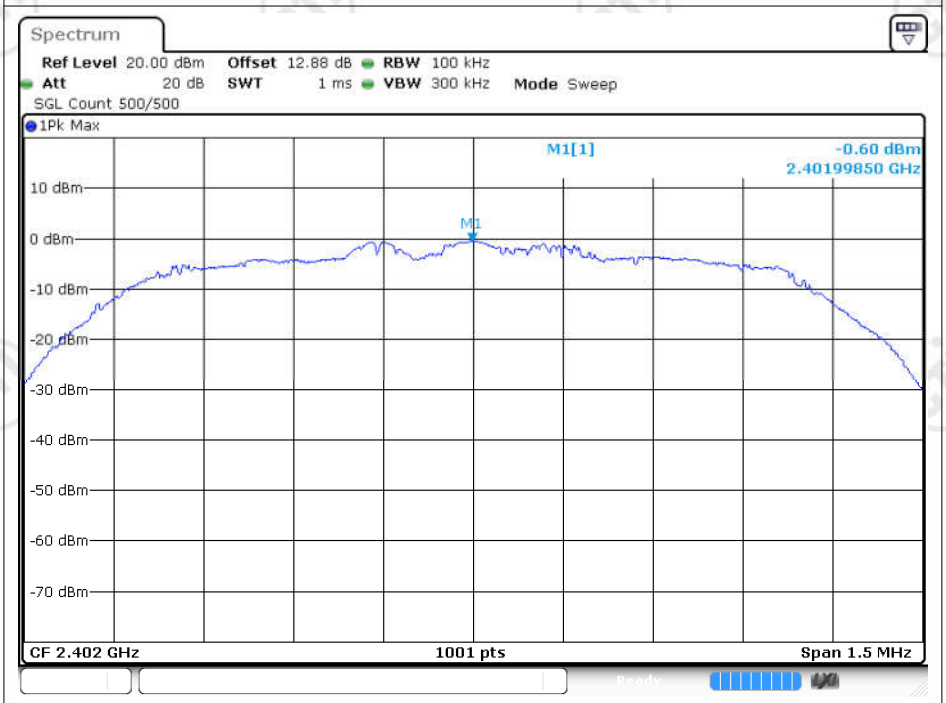

Date: 31.DEC.2024 08:58:19

Tx. Spurious NVNT 2-DH5 2402MHz Ant1 Emission

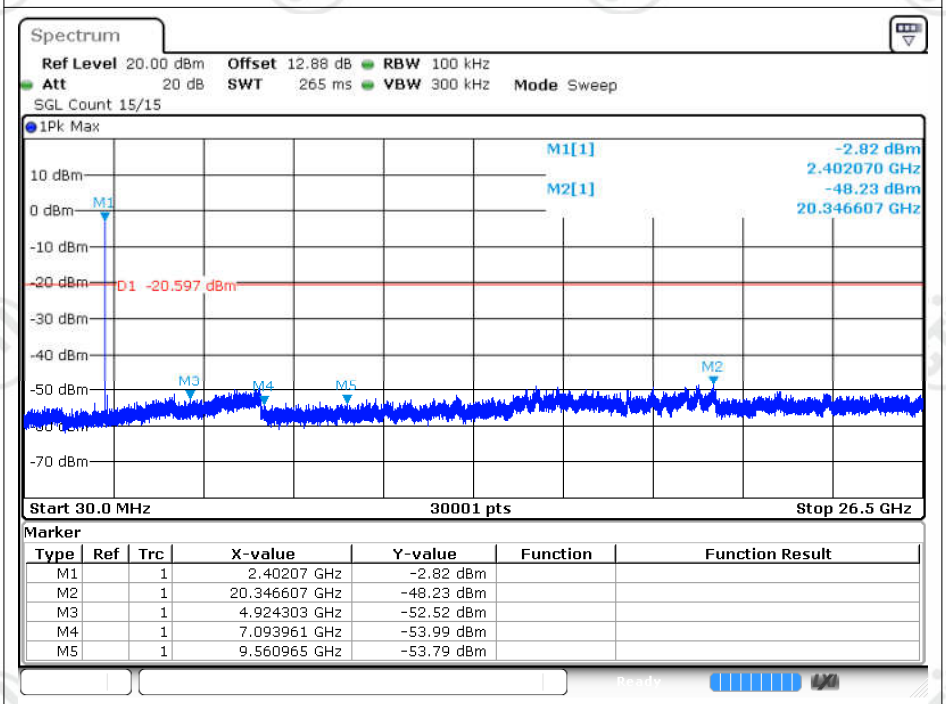

Marker

Type	Ref	Trc	X-value	Y-value	Function	Function Result
M1		1	2.40207 GHz	-2.82 dBm		
M2		1	20.346607 GHz	-48.23 dBm		
M3		1	4.924303 GHz	-52.52 dBm		
M4		1	7.093961 GHz	-53.99 dBm		
M5		1	9.560965 GHz	-53.79 dBm		

Date: 31.DEC.2024 08:58:35

Tx. Spurious NVNT 2-DH5 2441MHz Ant1 Ref

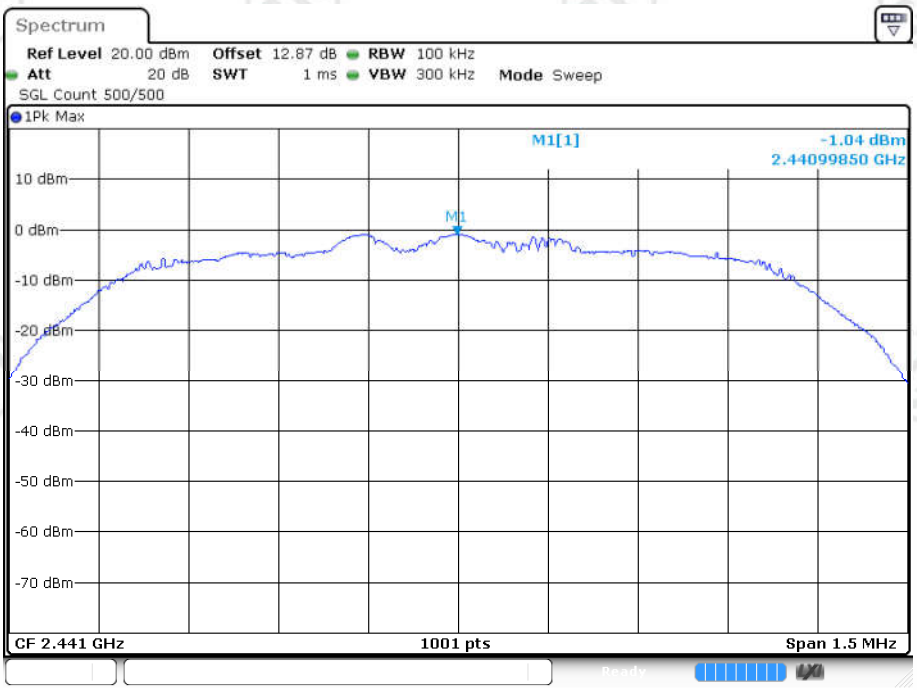

Date: 31.DEC.2024 09:00:54

Tx. Spurious NVNT 2-DH5 2441MHz Ant1 Emission

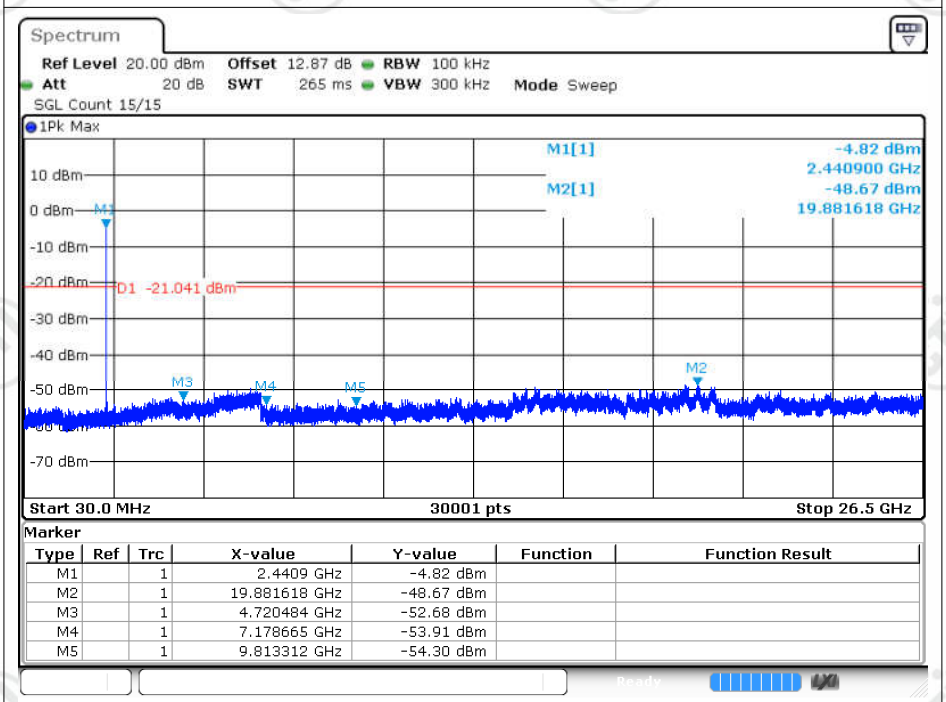

Marker

Type	Ref	Trc	X-value	Y-value	Function	Function Result
M1		1	2.4409 GHz	-4.82 dBm		
M2		1	19.881618 GHz	-48.67 dBm		
M3		1	4.720484 GHz	-52.68 dBm		
M4		1	7.178665 GHz	-53.91 dBm		
M5		1	9.813312 GHz	-54.30 dBm		

Date: 31.DEC.2024 09:01:10

Tx. Spurious NVNT 2-DH5 2480MHz Ant1 Ref

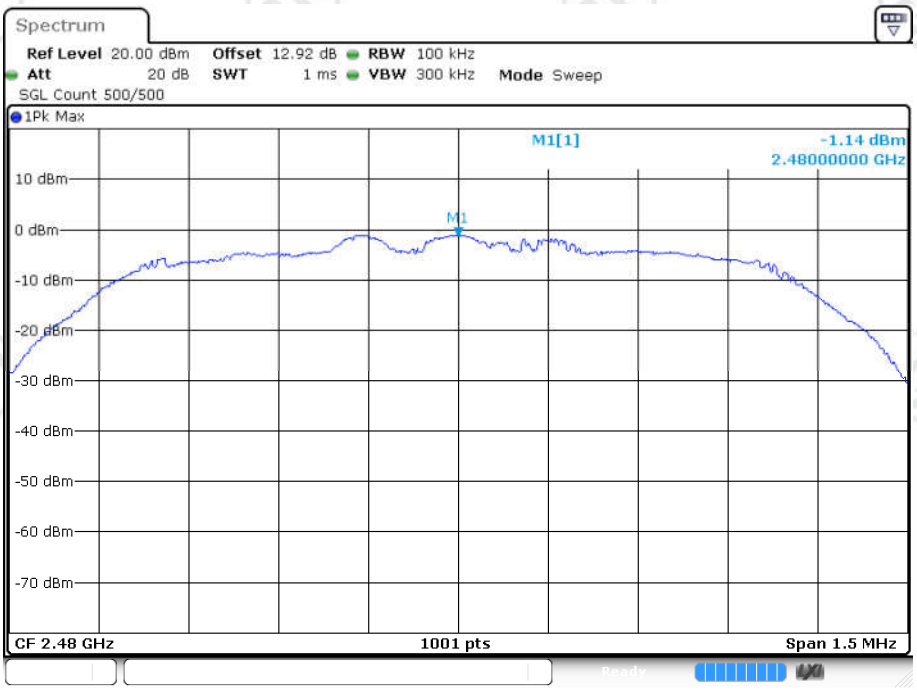

Date: 31.DEC.2024 09:02:26

Tx. Spurious NVNT 2-DH5 2480MHz Ant1 Emission

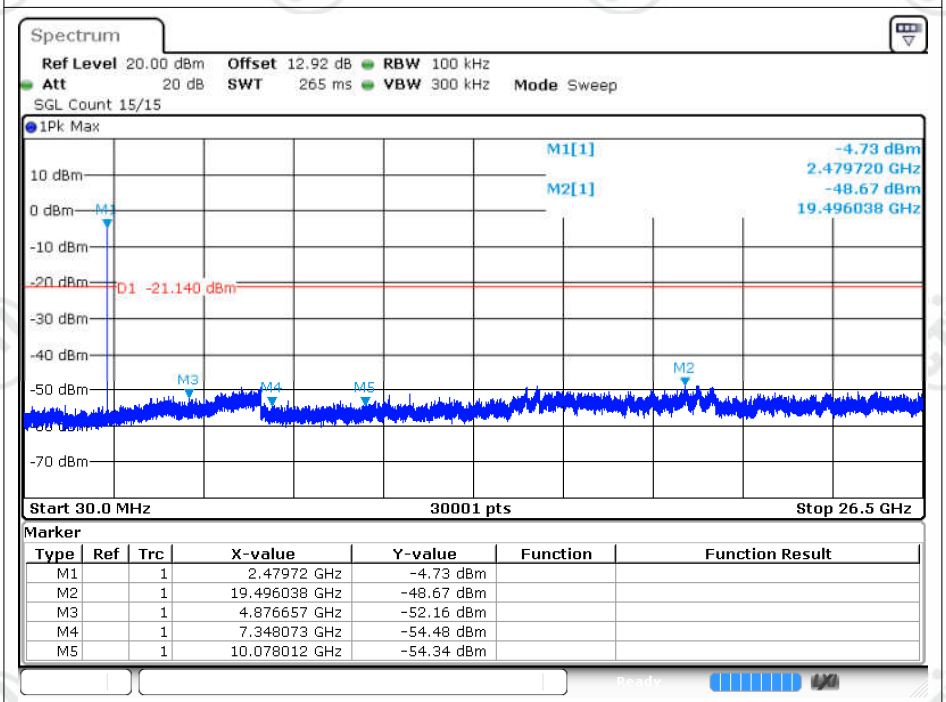

Marker

Type	Ref	Trc	X-value	Y-value	Function	Function Result
M1		1	2.47972 GHz	-4.73 dBm		
M2		1	19.496038 GHz	-48.67 dBm		
M3		1	4.876657 GHz	-52.16 dBm		
M4		1	7.348073 GHz	-54.48 dBm		
M5		1	10.078012 GHz	-54.34 dBm		

Date: 31.DEC.2024 09:02:42

Tx. Spurious NVNT 3-DH5 2402MHz Ant1 Ref

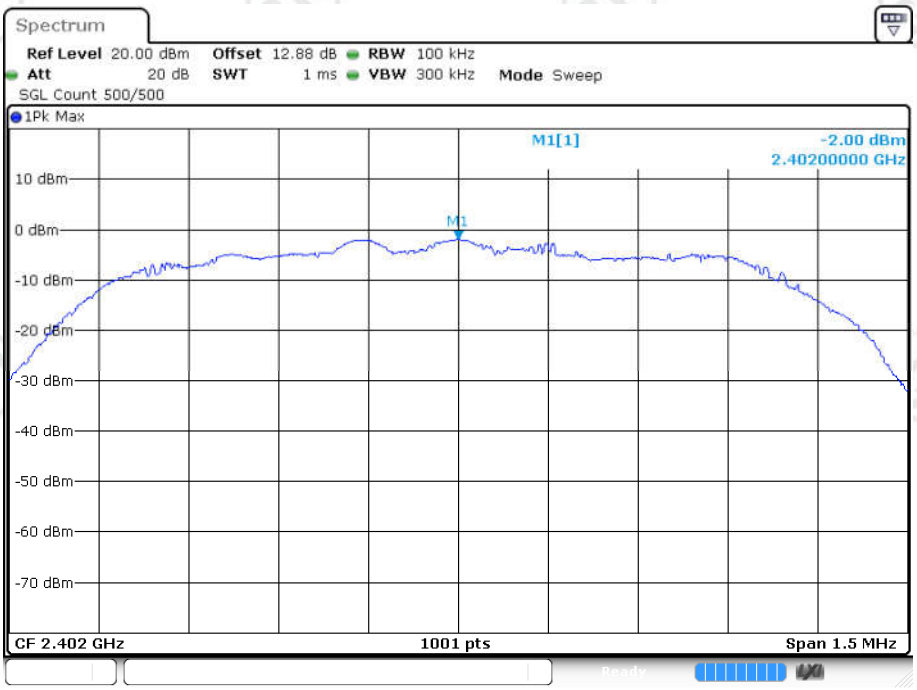

Date: 31.DEC.2024 09:09:32

Tx. Spurious NVNT 3-DH5 2402MHz Ant1 Emission

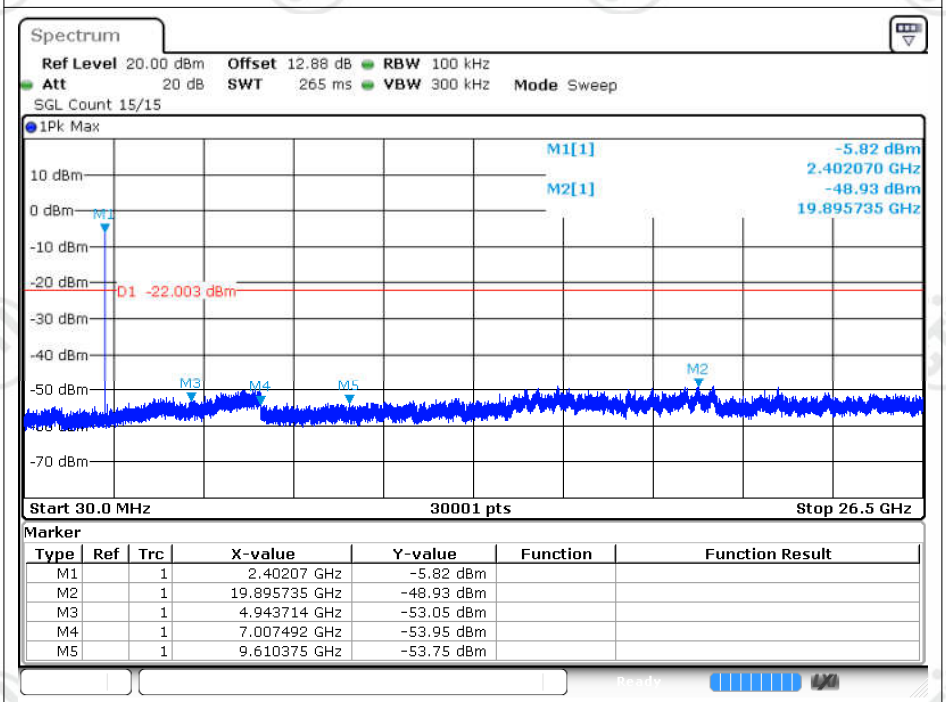

Marker

Type	Ref	Trc	X-value	Y-value	Function	Function Result
M1		1	2.40207 GHz	-5.82 dBm		
M2		1	19.895735 GHz	-48.93 dBm		
M3		1	4.943714 GHz	-53.05 dBm		
M4		1	7.007492 GHz	-53.95 dBm		
M5		1	9.610375 GHz	-53.75 dBm		

Date: 31.DEC.2024 09:09:48

Tx. Spurious NVNT 3-DH5 2441MHz Ant1 Ref

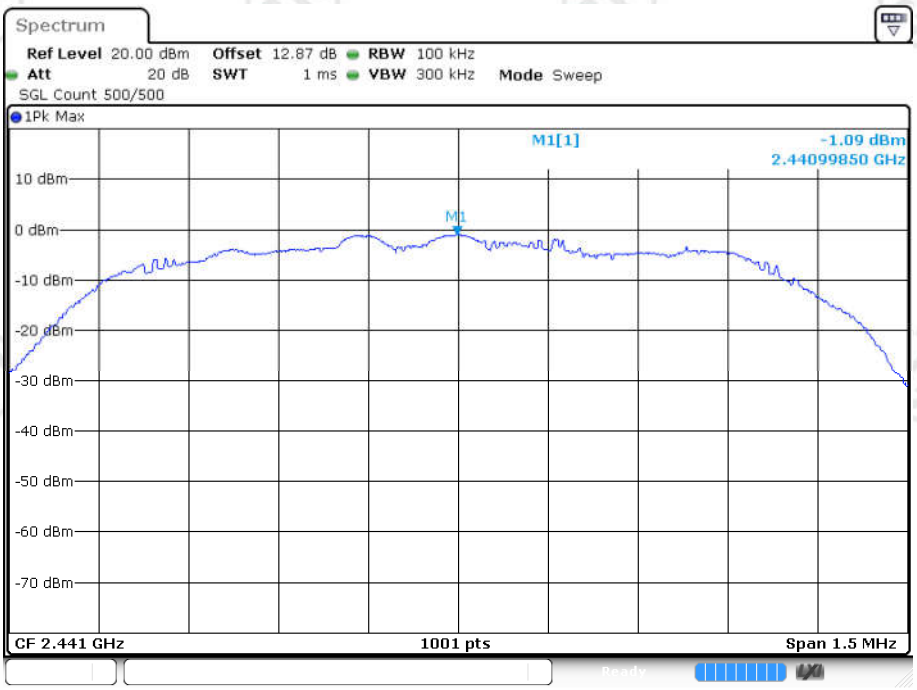

Date: 31.DEC.2024 09:11:27

Tx. Spurious NVNT 3-DH5 2441MHz Ant1 Emission

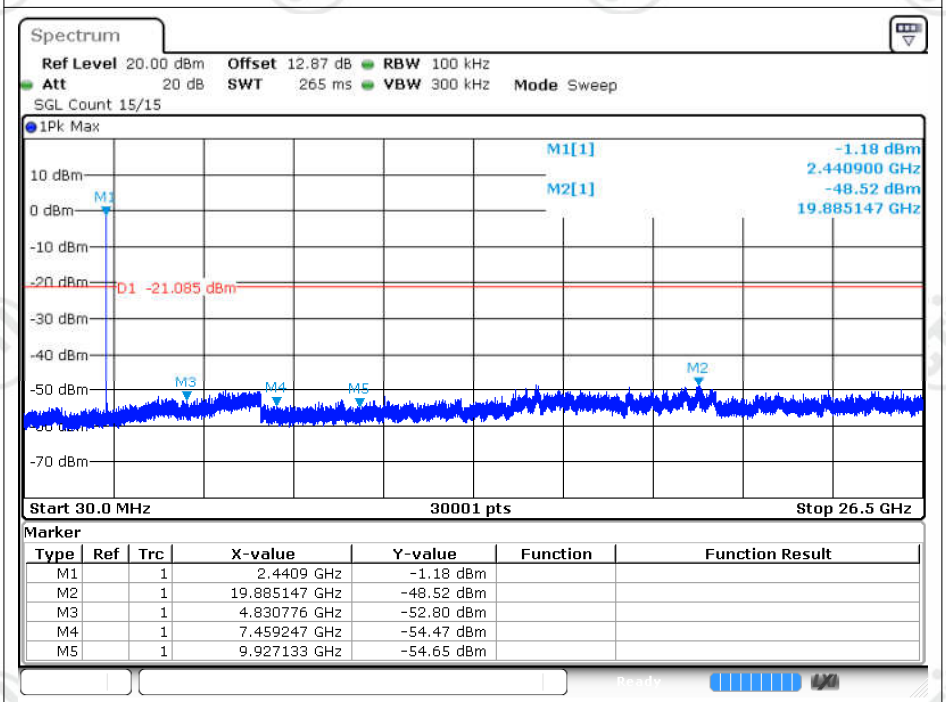

Marker

Type	Ref	Trc	X-value	Y-value	Function	Function Result
M1		1	2.4409 GHz	-1.18 dBm		
M2		1	19.885147 GHz	-48.52 dBm		
M3		1	4.830776 GHz	-52.80 dBm		
M4		1	7.459247 GHz	-54.47 dBm		
M5		1	9.927133 GHz	-54.65 dBm		

Date: 31.DEC.2024 09:11:43

Tx. Spurious NVNT 3-DH5 2480MHz Ant1 Ref

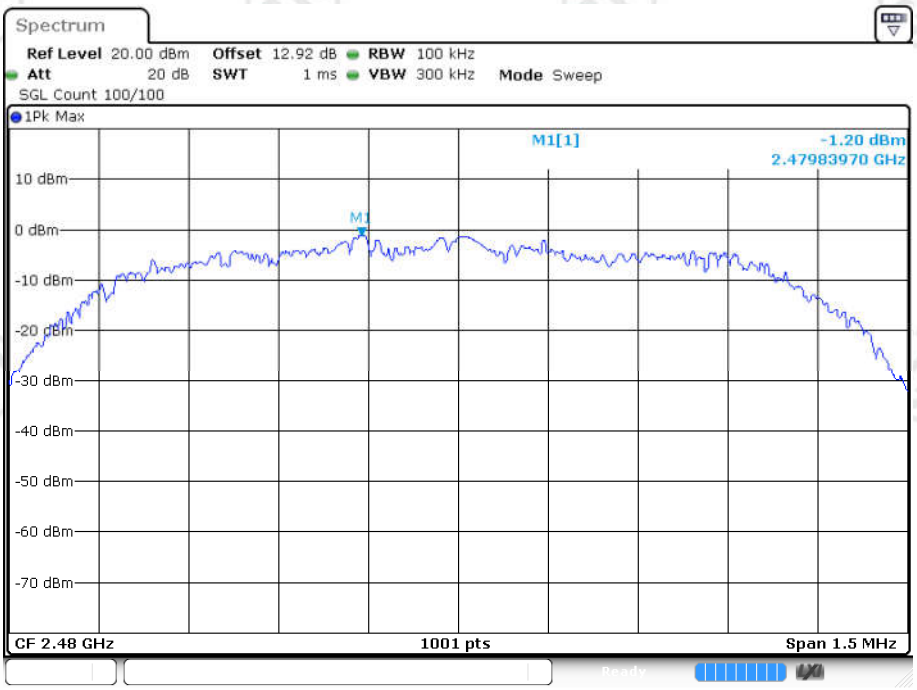

Date: 31.DEC.2024 09:12:45

Tx. Spurious NVNT 3-DH5 2480MHz Ant1 Emission

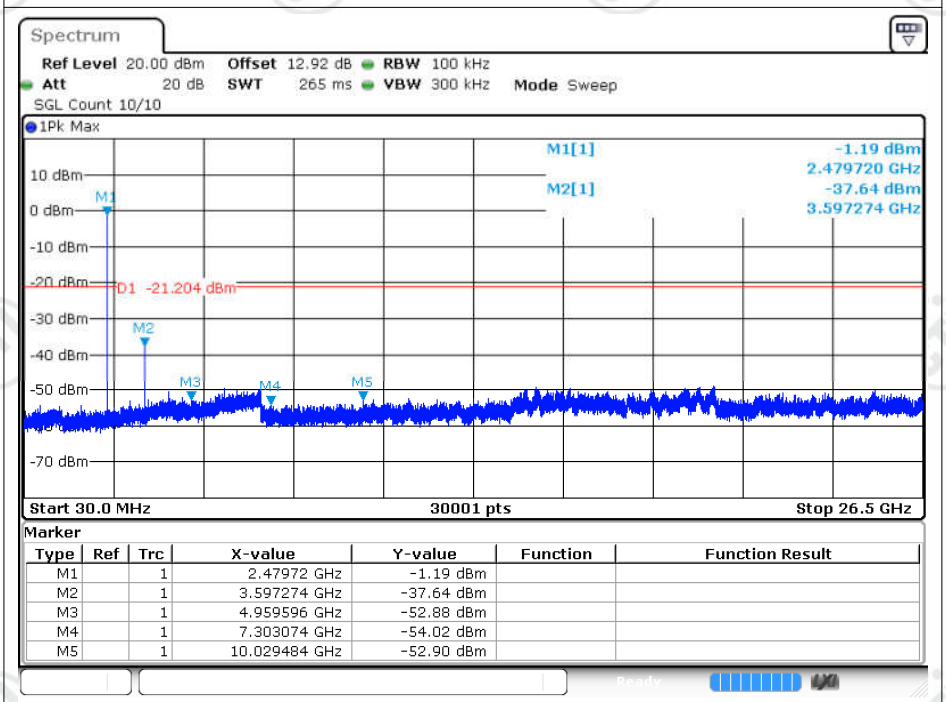

Marker

Type	Ref	Trc	X-value	Y-value	Function	Function Result
M1		1	2.47972 GHz	-1.19 dBm		
M2		1	3.597274 GHz	-37.64 dBm		
M3		1	4.959596 GHz	-52.88 dBm		
M4		1	7.303074 GHz	-54.02 dBm		
M5		1	10.029484 GHz	-52.90 dBm		

Date: 31.DEC.2024 09:12:57

Number of Hopping Channel

Condition	Mode	Antenna	Hopping Number	Limit	Verdict
NVNT	1-DH5	Ant1	79	15	Pass
NVNT	2-DH5	Ant1	79	15	Pass
NVNT	3-DH5	Ant1	79	15	Pass

Test Graphs

Hopping No. NVNT 1-DH5 2441MHz Ant1

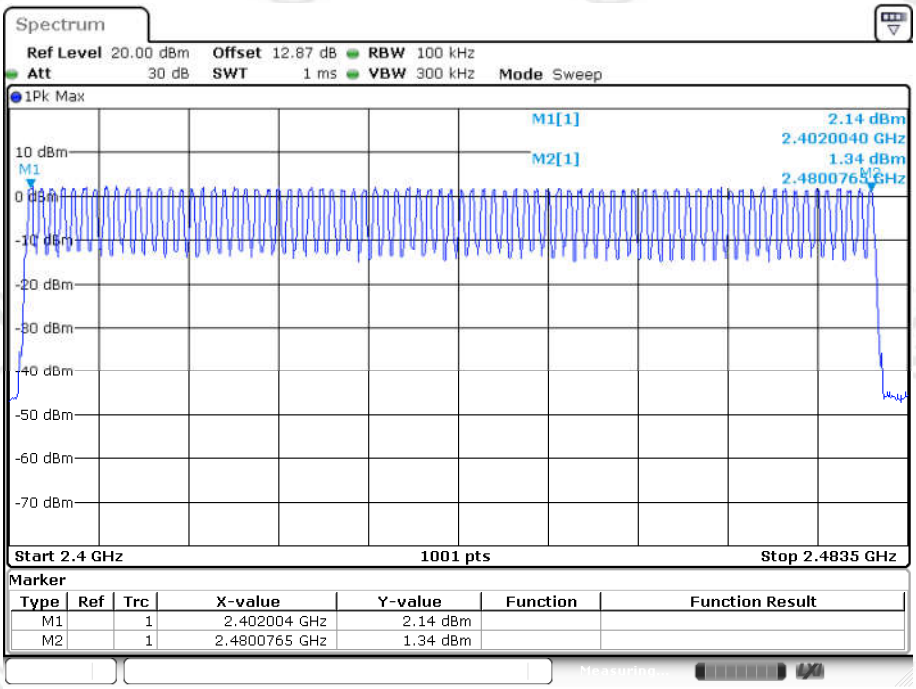

Date: 31.DEC.2024 08:54:46

Hopping No. NVNT 2-DH5 2441MHz Ant1

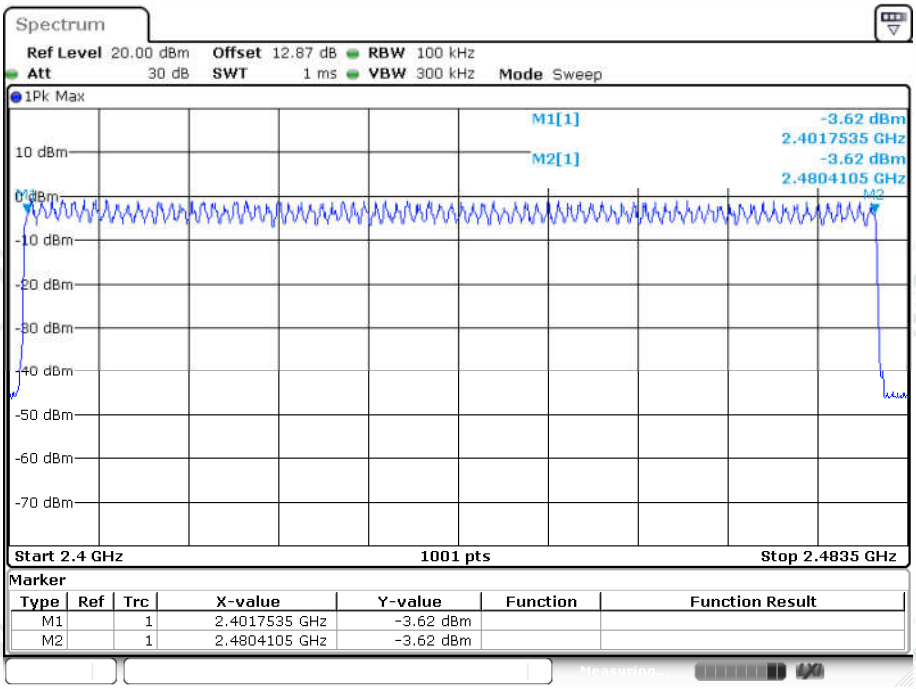

Date: 31.DEC.2024 09:04:45

Hopping No. NVNT 3-DH5 2441MHz Ant1

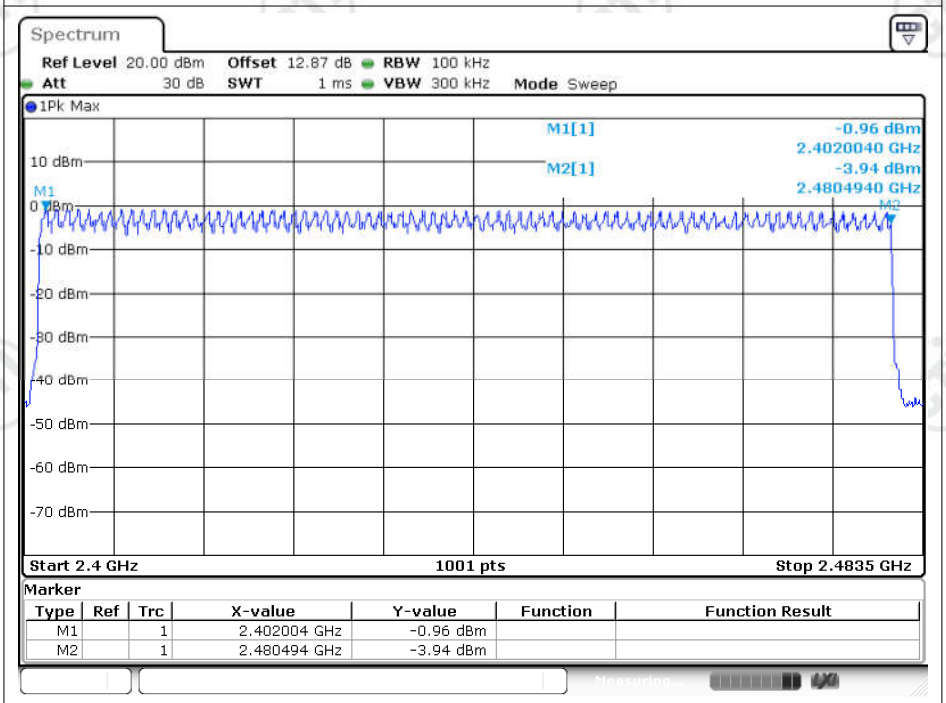

Date: 31.DEC.2024 09:15:50

*** End of Report ***