SPECIFICATION

客　　户
CUSTOMER: _____

客 户 料 号
CUSTOMER NO: _____

品　　名 **2.4-5.8GHz Antenna**
PART NAME: _____

供 方 料 号
SUPPLIER NO: _____

送样日期 Date:　　送样数量 Q'TY:　　PCS

客户确认 **CUSTOMER APPROVED BY**		
APPROVAL	CHIEF	SUPERVISOR

供方确认 **SUPPLIER SIGNATURE**		
APPROVAL	CHECK	DESIGN
sunny	**ZouJie**	**LuoYi**

Project Table

NO.	内 容 （Contents）	页 数 （Number of Page）	页 码 （Page Code）
1	Spec Cover	1	1
2	Project Table	1	2
3	Specification	1	3
4	Test Equipment	1	4
5	Passive Data	1	5
6	Direction Map	1	6
7	Gain Test Data	1	7
8	Antenna Drawing	1	8
9			
10			
11			
12			

Specification

Electrical Properties	
Frequency	2.4-5.8GHz
Impedance	50Ω Nominal
V.S.W.R	2.0Max
Return Loss	-10 dB Max
Radiation	Omni-directional
Gain (Peak)	1.57 dBi(BT Max); 1.19 dBi(2.4G Max); 1.07 dBi(5.2GMax); 0.87dBi(5.8G Max)
Cable Type	Φ1.13mm
Polarization	Linear, Vertical
Admitted Power	1 W
Physical Properties	
Antenna Material	FPC
Operating Temp.	-40℃~+65℃
Storage Temp.	-10℃~+60℃
Working humidity	5%～95%
Storage humidity	95%

Test Equipment

OTA 系統架構圖

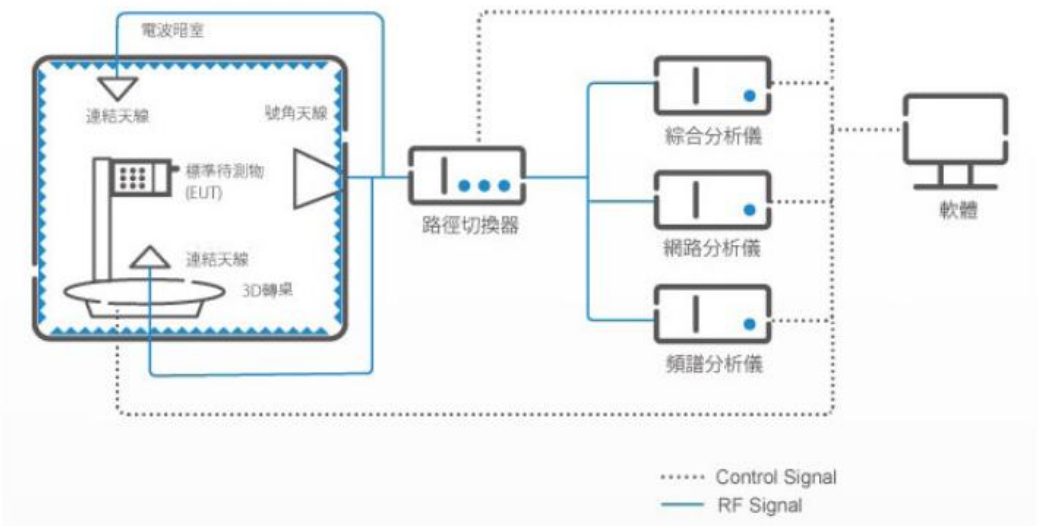

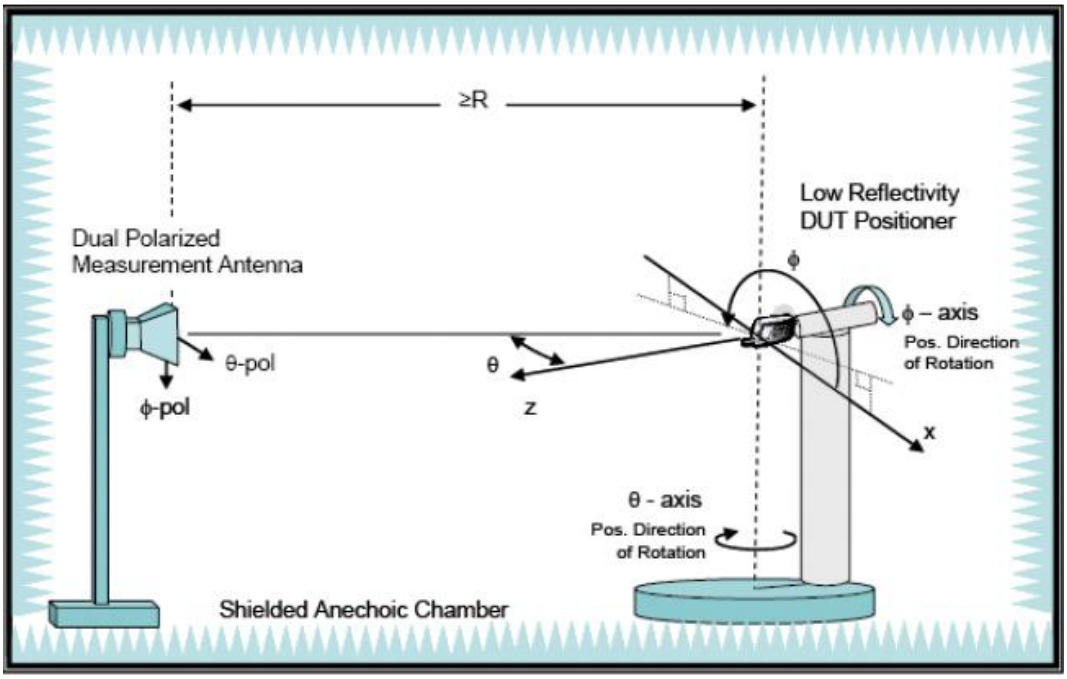

Passive Data

R-LOSS.VSWR（BT ）

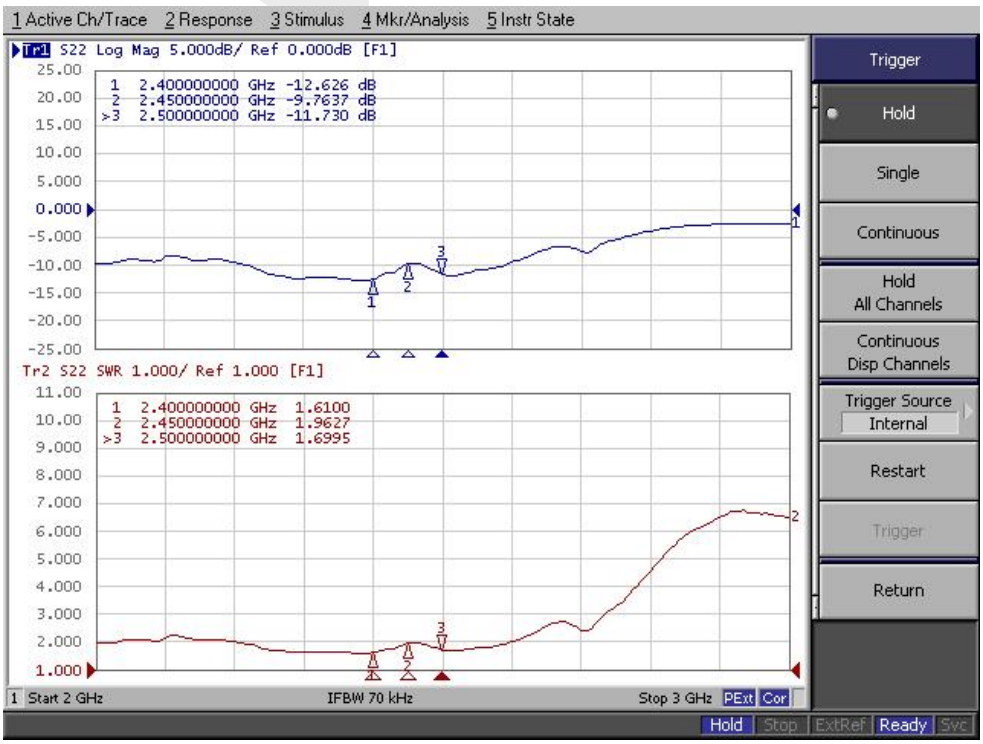

R-LOSS.VSWR(2.4G/5.8G)

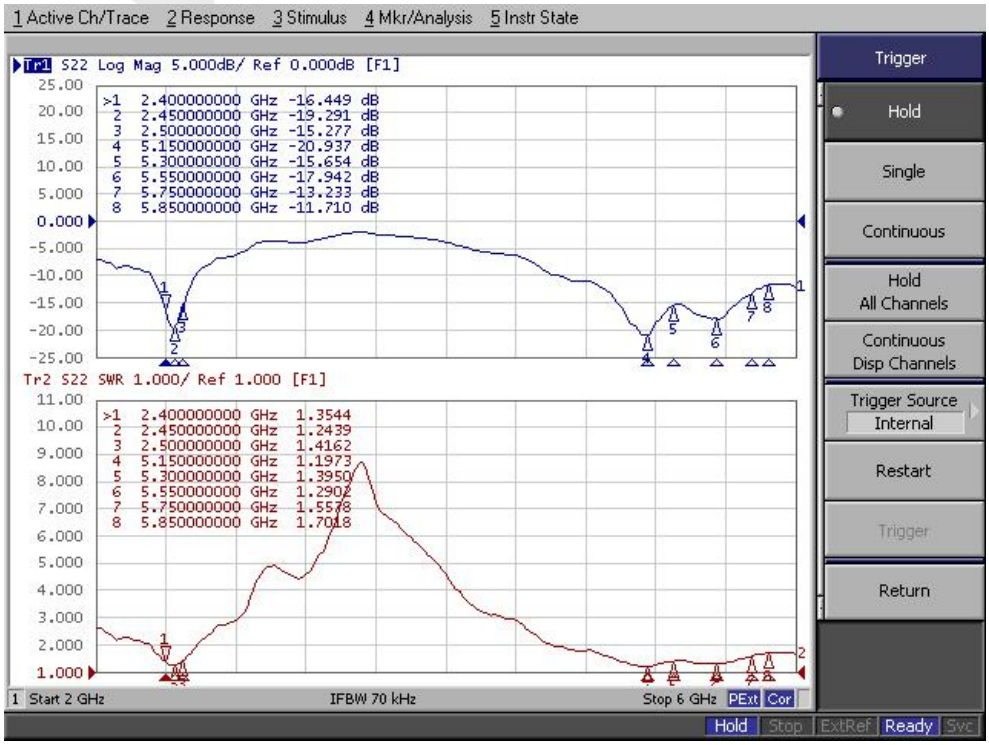

Direction Map

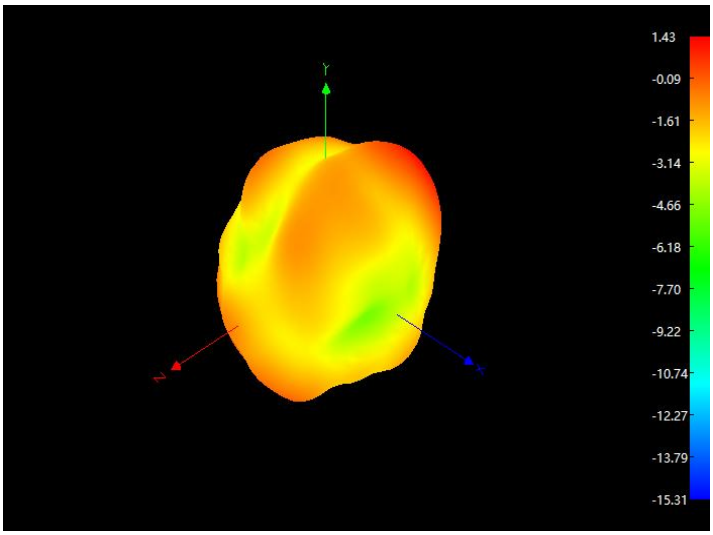

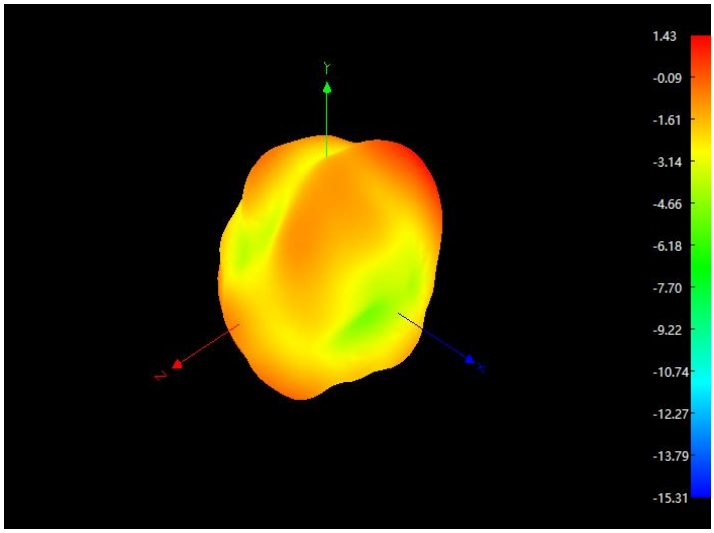

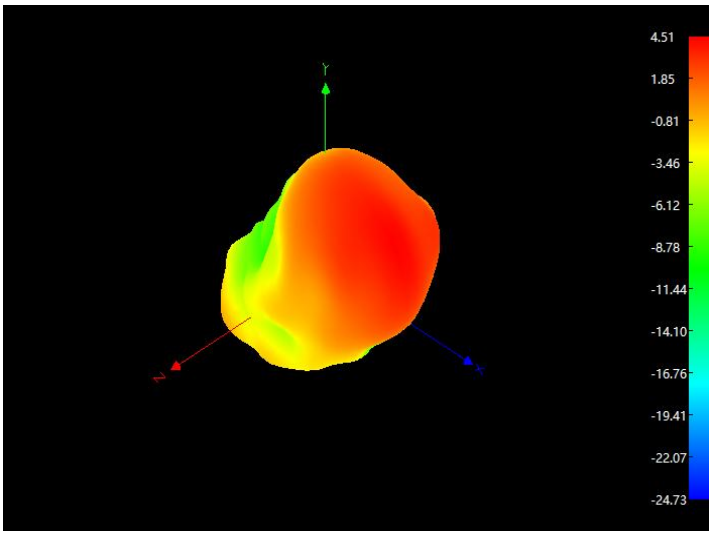

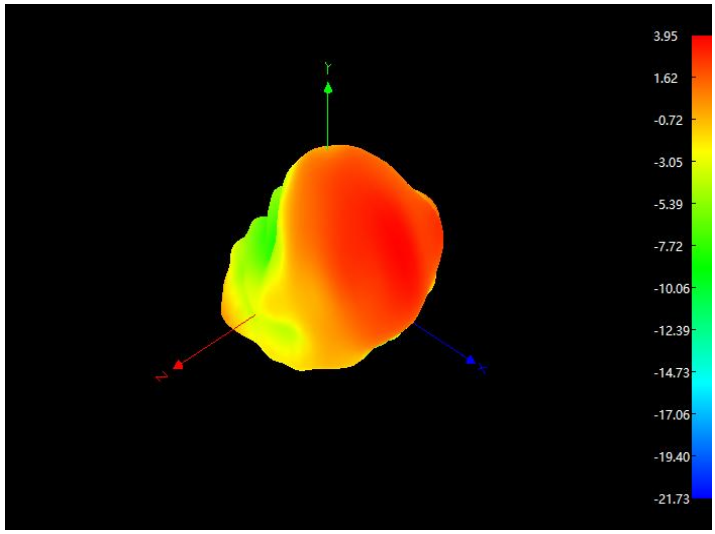

Gain Test Data

Effi / Gain BT

Frequency	2.4GHz	2.45GHz	2.5GHz
Efficiency (%)	46.39	43.49	45.38
Gain (dBi)	1.57	1.36	1.47

Effi / Gain 2.4G/5.8G

Frequency	2.40GHz	2.45GHz	2.50GHz	5.15GHz	5.55GHz	5.85GHz
Efficiency (%)	42.1	47.99	44.11	47.79	42.35	41.04
Gain (dBi)	0.75	1.19	0.86	1.07	0.967	0.87

RoHS

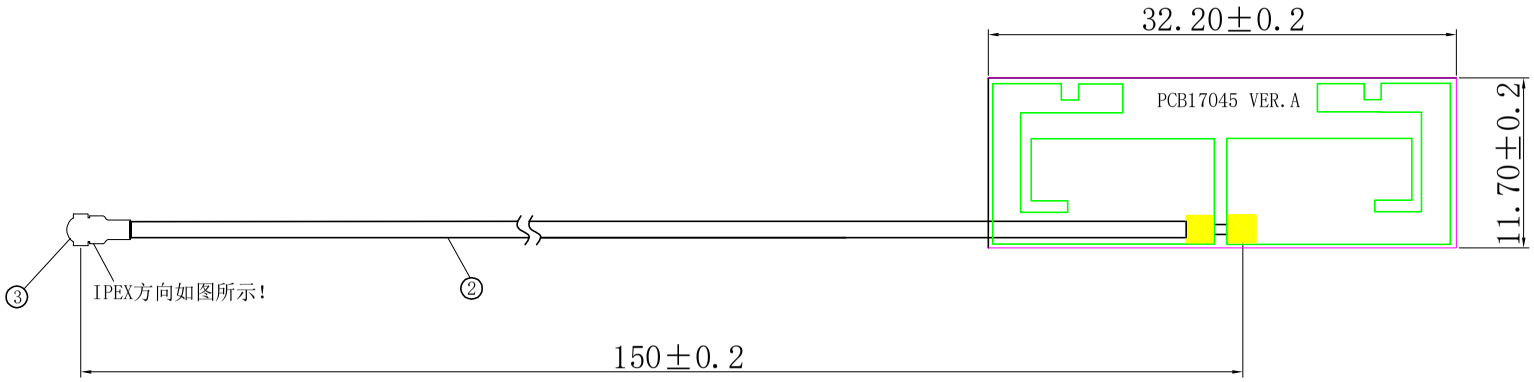
32.20±0.2
PCB17045 VER.A
11.70±0.2
③
IPEX方向如图所示！
②
150±0.2

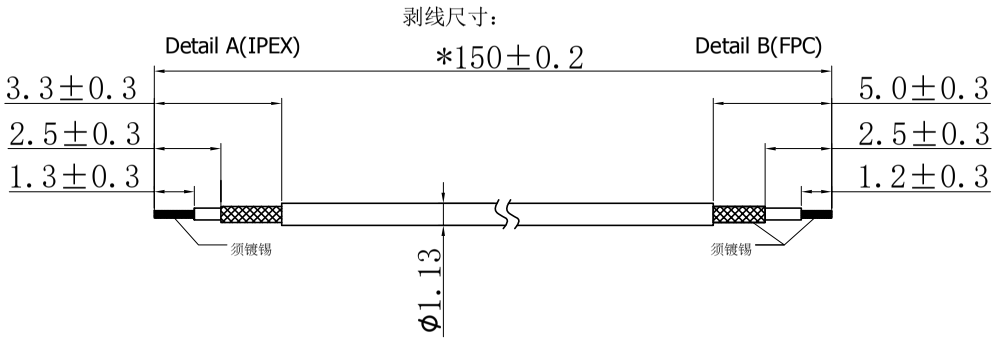
剥线尺寸：
Detail A(IPEX)
*150±0.2
Detail B(FPC)
3.3±0.3
2.5±0.3
1.3±0.3
5.0±0.3
2.5±0.3
1.2±0.3
须镀锡
须镀锡
φ1.13