# TEST REPORT

| | |
|---|---|
| **Report No. .....:** | **CTC2024313602** |
| **FCC ID.....:** | **2BM6KT1** |
| **Applicant .....:** | **Shenzhen Ningxin Juli Technical Service Co., Ltd.** |
| Address.....: | Floor 3, Building C, Shenli Industrial Park, Huaqing Avenue, Tsinghua Community, Longhua Street, Longhua District, Shenzhen China |
| Manufacturer.....: | SHENZHEN AONI ELECTRONIC CO., LTD |
| Address.....: | No.5, Bldg., Honghui Industrial Park, 2nd Liuxian Road, Xin'An streets, Bao'an District Shenzhen China |
| **Product Name .....:** | **DASHCAM** |
| Trade Mark .....: | OMBAR |
| Model/Type reference.....: | T1 |
| Listed Model(s) .....: | / |
| **Standard .....:** | **FCC CFR Title 47 Part 15 Subpart E Section 15.407** |
| Test Report Form No .....: | CTC-TR-062_A1 |
| Master TRF.....: | Dated 2024-09-20 |
| Date of receipt of test sample.....: | Dec. 31, 2024 |
| Date of testing.....: | Dec. 31, 2024 ~ Mar. 6, 2025 |
| Date of issue.....: | Mar. 11, 2025 |
| **Result.....:** | **PASS** |

| | | |
|---|---|---|
| Compiled by:<br>(Printed name+signature) | Jim Jiang | Jim Jiang |
| Supervised by:<br>(Printed name+signature) | Eric Zhang | Eric Zhang |
| Approved by:<br>(Printed name+signature) | Totti Zhao | Totti Zhao |

This test report may be duplicated completely for legal use with the approval of the applicant. It should not be reproduced except in full, without the written approval of our laboratory. The client should not use it to claim product endorsement by CTC. The Test Result in the report only apply to the tested sample. The test report shall be invalid without all the signatures of testing engineers, reviewer and approver. Any objections must be raised to CTC within 15 days since the date when the report is received. It will not be taken into consideration beyond this limit.

## Table of Contents Page

**1. TEST SUMMARY ..... 3**

1.1. TEST STANDARDS ..... 3
1.2. REPORT VERSION ..... 3
1.3. TEST DESCRIPTION ..... 4
1.4. TEST FACILITY ..... 5
1.5. MEASUREMENT UNCERTAINTY ..... 6
1.6. ENVIRONMENTAL CONDITIONS ..... 6

**2. GENERAL INFORMATION ..... 7**

2.1. CLIENT INFORMATION ..... 7
2.2. GENERAL DESCRIPTION OF EUT ..... 7
2.3. ACCESSORY EQUIPMENT INFORMATION ..... 8
2.4. OPERATION STATE ..... 9
2.5. MEASUREMENT INSTRUMENTS LIST ..... 11

**3. TEST ITEM AND RESULTS ..... 12**

3.1. CONDUCTED EMISSION ..... 12
3.2. RADIATED EMISSION ..... 15
3.3. BAND EDGE EMISSIONS ..... 36
3.4. BANDWIDTH ..... 62
3.5. PEAK OUTPUT POWER ..... 77
3.6. POWER SPECTRAL DENSITY ..... 80
3.7. FREQUENCY STABILITY ..... 89
3.8. ANTENNA REQUIREMENT ..... 93
3.9. DYNAMIC FREQUENCY SELECTION ..... 94


For anti-fake verification, please visit the official website of China Inspection And Testing Society : yz.cnca.cn

# 1. TEST SUMMARY

## 1.1. Test Standards

The tests were performed according to following standards:

FCC Rules Part 15.407: for 802.11a/n/ac/ax, the test procedure follows the FCC KDB 789033 D02 General UNII Test Procedures New Rules V02r01.
RSS-247 Issue 3: Digital Transmission Systems (DTSs), Frequency Hopping Systems (FHSs) and Licence-Exempt Local Area Network (LE-LAN) Devices.
RSS-Gen Issue 5: General Requirements for Compliance of Radio Apparatus.
ANSI C63.10-2013: American National Standard of Procedures for Compliance Testing of Unlicensed Wireless Devices.

## 1.2. Report Version

| Revised No. | Report No. | Date of issue | Description |
|---|---|---|---|
| 01 | CTC2024313602 | Mar. 11, 2025 | Original |
| | | | |
| | | | |

## 1.3. Test Description

| FCC Part 15 Subpart E (15.407) / RSS-247 Issue 3 | | | | |
|---|---|---|---|---|
| Test Item | Standard Section | | Result | Test Engineer |
| | FCC | ISED | | |
| Antenna Requirement | 15.203 | RSS-Gen 6.8 | Pass | Jim Jiang |
| Conducted Emission | 15.207 | RSS-Gen 8.8 | Pass | Jim Jiang |
| Band Edge Emissions | 15.407(b) | RSS-247 6.2 | Pass | Jim Jiang |
| 26dB Bandwidth & 99% Bandwidth | 15.407(a) | RSS-247 6.2.1.2 | Pass | Jim Jiang |
| 6dB Bandwidth (only for UNII-3) | 15.407(e) | RSS-247 6.2.4.1 | Pass | Jim Jiang |
| Peak Output Power | 15.407(a) | RSS-247 6.2 | Pass | Jim Jiang |
| Power Spectral Density | 15.407(a) | RSS-247 6.2 | Pass | Jim Jiang |
| Transmitter Radiated Spurious Emission | 15.407(b) &15.209 | RSS-Gen 8.9 RSS-247 6.2 | Pass | Jim Jiang |
| Frequency Stability | 15.407(g) | RSS-Gen 6.11 | Pass | Jim Jiang |
| Dynamic Frequency Selection (DFS) | 15.407(h) | RSS-247 6.3 | N/A | N/A |
| Automatically Discontinue Transmission | 15.407(c) | RSS-247 6.4(a) | Pass | Note 3 |

Note:

1. The measurement uncertainty is not included in the test result.
2. N/A: means this test item is not applicable for this device according to the technology characteristic of device.
3. During no any information transmission, the EUT can automatically discontinue transmission and become standby mode for power saving. the EUT can detect the controlling signal of ACK message transmitting from remote device and verify whether it shall resend or discontinue transmission.


For anti-fake verification, please visit the official website of China Inspection And Testing Society : yz.cnca.cn

## 1.4. Test Facility

**Address of the report laboratory**

**CTC Laboratories, Inc.**

Add: Room 101 of Building B, Room 107, 108, 207, 208 of Building A, No. 7, Lanqing 1st Road, Luhu Community, Guanhu Subdistrict, Longhua District, Shenzhen, Guangdong, China

**Laboratory accreditation**

The test facility is recognized, certified, or accredited by the following organizations:

**A2LA-Lab Cert. No.: 4340.01**

CTC Laboratories, Inc. EMC Laboratory has been accredited by A2LA for technical competence in the field of electrical testing, and proved to be in compliance with ISO/IEC 17025:2017 General Requirements for the Competence of Testing and Calibration Laboratories and any additional program requirements in the identified field of testing.

**Industry Canada (Registration No.: 9783A, CAB Identifier: CN0029)**

CTC Laboratories, Inc. EMC Laboratory has been registered by Certification and Engineer Bureau of Industry Canada for the performance of with Registration NO.: 9783A on Jan, 2016.

**FCC (Registration No.: 951311, Designation Number CN1208)**

CTC Laboratories, Inc. EMC Laboratory has been registered and fully described in a report filed with the (FCC) Federal Communications Commission. The acceptance letter from the FCC is maintained in our files. Registration 951311, Aug 26, 2017.


For anti-fake verification, please visit the official website of China Inspection And Testing Society : yz.cnca.cn

## 1.5. Measurement Uncertainty

The data and results referenced in this document are true and accurate. The reader is cautioned that there may be errors within the calibration limits of the equipment and facilities. The measurement uncertainty was calculated for all measurements listed in this test report acc. to TR-100028-01 “Electromagnetic compatibility and Radio spectrum Matters (ERM);Uncertainties in the measurement of mobile radio equipment characteristics; Part 1” and TR-100028-02 “Electromagnetic compatibility and Radio spectrum Matters (ERM); Uncertainties in the measurement of mobile radio equipment characteristics; Part 2” and is documented in the CTC Laboratories, Inc. quality system acc. to DIN EN ISO/IEC 17025. Furthermore, component and process variability of devices similar to that tested may result in additional deviation. The manufacturer has the sole responsibility of continued compliance of the device.

Below is the best measurement capability for CTC Laboratories, Inc.

| Test Items | Measurement Uncertainty | Notes |
|---|---|---|
| Emission Bandwidth | ±0.0196% | (1) |
| Maximum Conduct Output Power | ±0.766dB | (1) |
| Power Spectral Density | ±1.22dB | (1) |
| Band Edge Measurements | ±1.328dB | (1) |
| Unwanted Emissions Measurement | 9kHz-1GHz: ±0.746dB<br>1GHz-26GHz: ±1.328dB | (1) |
| Frequency Stability | ±2.76% | (1) |
| Conducted Emissions 9kHz~30MHz | ±3.08 dB | (1) |
| Radiated Emissions 30~1000MHz | ±4.51 dB | (1) |
| Radiated Emissions 1~18GHz | ±5.84 dB | (1) |
| Radiated Emissions 18~40GHz | ±6.12 dB | (1) |

Note (1): This uncertainty represents an expanded uncertainty expressed at approximately the 95% confidence level using a coverage factor of k=2.

## 1.6. Environmental Conditions

| | | |
|---|---|---|
| **Normal Condition** | Temperature | 15 °C to 35 °C |
| | Relative Humidity | 20 % to 75 % |
| | Air Pressure | 101 kPa |
| | Voltage | The normal test voltage for the equipment shall be the nominal voltage for which the equipment was designed. |
| **Extreme Condition** | Temperature | Measurements shall be made over the extremes of the operating temperature range as declared by the manufacturer. |
| | Voltage | Measurements shall be made over the extremes of the operating temperature range as declared by the manufacturer. |

| | | |
|---|---|---|
| **Normal Condition** | $T_N$=Normal Temperature | 25 °C |
| **Extreme Condition** | $T_L$=Lower Temperature | -20 °C |
| | $T_H$=Higher Temperature | 70 °C |


For anti-fake verification, please visit the official website of China Inspection And Testing Society : yz.cnca.cn

# 2. GENERAL INFORMATION

## 2.1. Client Information

| | |
|---|---|
| Applicant: | Shenzhen Ningxin Juli Technical Service Co., Ltd. |
| Address: | Floor 3, Building C, Shenli Industrial Park, Huaqing Avenue, Tsinghua Community, Longhua Street, Longhua District, Shenzhen China |
| Manufacturer/ Factory: | SHENZHEN AONI ELECTRONIC CO., LTD |
| Address: | No.5, Bldg., Honghui Industrial Park, 2nd Liuxian Road, Xin'An streets, Bao'an District Shenzhen China |

## 2.2. General Description of EUT

| | |
|---|---|
| Product Name: | DASHCAM |
| Trade Mark: | OMBAR |
| Model/Type reference: | T1 |
| Listed Model(s): | / |
| Model Difference: | / |
| Sample ID: | CTC241217-008-S007, CTC241217-008-S008 |
| Power Supply: | Type-C Input: DC5V 2.5A |
| Hardware Version: | / |
| Software Version: | DC-T1 EN V0.8 20241216 |

| **5G Wi-Fi** | | | | | |
|---|---|---|---|---|---|
| Operation Band: | ☒U-NII-1 | ☐U-NII-2A | ☐U-NII-2C | ☒U-NII-3 | |
| Operation Frequency: | U-NII-1 | 5180MHz~5240MHz | | | |
| | U-NII-3 | 5745MHz~5825MHz | | | |
| Support Bandwidth: | 802.11a | ☒ 20MHz | | | |
| | 802.11n | ☒ 20MHz | ☒ 40MHz | | |
| | 802.11ac | ☐ 20MHz | ☐ 40MHz | ☐ 80MHz | ☐ 160MHz |
| Modulation: | 802.11a/n: OFDM (BPSK, QPSK, 16QAM, 64QAM) | | | | |
| Antenna Type: | FPC Antenna | | | | |
| Antenna Gain: | U-NII-1: 1.56dBi, U-NII-3: 1.59dBi | | | | |

Note: The product does not support TPC.


For anti-fake verification, please visit the official website of China Inspection And Testing Society : yz.cnca.cn

## 2.3. Accessory Equipment Information

| **Equipment Information** | | | |
|---|---|---|---|
| Name | Model | S/N | Manufacturer |
| Notebook | ThinkPad T460s | MP246QDR | Lenovo |
| Adapter | A2167 | / | Apple |
| **Cable Information** | | | |
| Name | Shielded Type | Ferrite Core | Length |
| USB Cable | Unshielded | NO | 100cm |
| **Test Software Information** | | | |
| Name | Version | / | / |
| SecureCRTPortable | 7.1.1 | / | / |

## 2.4. Operation State

Operation Frequency List: The EUT has been tested under typical operating condition. The Applicant provides communication tools software to control the EUT for staying in continuous transmitting.

Operation Frequency List:

| Operating Band | 20MHz Bandwidth | | 40MHz Bandwidth | |
|---|---|---|---|---|
| | Channel | Frequency (MHz) | Channel | Frequency (MHz) |
| U-NII-1 | 36 | 5180 | 38 | 5190 |
| | 40 | 5200 | | |
| | 44 | 5220 | 46 | 5230 |
| | 48 | 5240 | | |
| U-NII-3 | 149 | 5745 | 151 | 5755 |
| | 153 | 5765 | | |
| | 157 | 5785 | 159 | 5795 |
| | 161 | 5805 | | |
| | 165 | 5825 | | |

Test channel is below:

| Operating Band | Test Channel | 20MHz Bandwidth | | 40MHz Bandwidth | |
|---|---|---|---|---|---|
| | | Channel | Frequency (MHz) | Channel | Frequency (MHz) |
| U-NII-1 | $CH_L$ | 36 | 5180 | 38 | 5190 |
| | $CH_M$ | 40 | 5200 | / | / |
| | $CH_H$ | 48 | 5240 | 46 | 5230 |
| U-NII-3 | $CH_L$ | 149 | 5745 | 151 | 5755 |
| | $CH_M$ | 157 | 5785 | / | / |
| | $CH_H$ | 165 | 5825 | 159 | 5795 |

Data Rated:

Preliminary tests were performed in different data rate, and found which the below bit rate is worst case mode, so only show data which it is a worst case mode.

| Test Mode | Data Rate (worst mode) |
|---|---|
| 802.11a | 6Mbps |
| 802.11n(HT20)/ 802.11n(HT40) | HT-MCS0 |


For anti-fake verification, please visit the official website of China Inspection And Testing Society : yz.cnca.cn

Test Mode:

| For RF test items: |
| --- |
| The engineering test program was provided and enabled to make EUT continuous transmit. |
| For AC power line conducted emissions: |
| The EUT is powered by an adapter, and the phone is connected to the EUT using the RoadRec app. |
| For Radiated spurious emissions test item: |
| The engineering test program was provided and enabled to make EUT continuous transmit. The EUT in each of three orthogonal axis emissions had been tested, but only the worst case (X axis) data recorded in the report. |

Power Setting: All modes are tested with default power.

## 2.5. Measurement Instruments List

| RF Test System - SRD | | | | | |
|---|---|---|---|---|---|
| Item | Test Equipment | Manufacturer | Model No. | Serial No. | Calibrated Until |
| 1 | Spectrum Analyzer | R&S | FSV40-N | 101331 | Mar. 21, 2025 |
| 2 | MXA Signal Analyzer | Keysight | N9020A | MY46471737 | Dec. 12, 2025 |
| 3 | MXG Vector Signal Generator | Agilent | N5182A | MY47420864 | Dec. 12, 2025 |
| 4 | PSG Analog Signal Generator | Agilent | E8257D | MY46521908 | Dec. 12, 2025 |
| 5 | EXG Analog Signal Generator | Keysight | N5173B | MY59100842 | Dec. 12, 2025 |
| 6 | MXG Vector Signal Generator | Keysight | N5182B | MY59100212 | Dec. 12, 2025 |
| 7 | USB Wideband Power Sensor | Keysight | U2021XA | MY55130004 | Mar. 21, 2025 |
| 8 | USB Wideband Power Sensor | Keysight | U2021XA | MY55130006 | Mar. 21, 2025 |
| 9 | Wideband Radio Communication Tester | R&S | CMW500 | 102414 | Dec. 12, 2025 |
| 10 | High and low temperature test chamber | ESPEC | MT3035 | / | Mar. 21, 2025 |
| 11 | RF Control Unit | Tonscend | JS0806-2 | / | Aug. 21, 2025 |

| Radiated Emission | | | | | |
|---|---|---|---|---|---|
| Item | Test Equipment | Manufacturer | Model No. | Serial No. | Calibrated Until |
| 1 | Trilog-Broadband Antenna | Schwarzbeck | VULB 9163 | 01026 | Dec. 24, 2025 |
| 2 | Horn Antenna | Schwarzbeck | BBHA 9120D | 9120D-647 | Sep. 25, 2025 |
| 3 | Test Receiver | Keysight | N9038A | MY56400071 | Dec. 12, 2025 |
| 4 | Broadband Amplifier | SCHWARZBECK | BBV9743B | 259 | Dec. 12, 2025 |
| 5 | Mirowave Broadband Amplifier | SCHWARZBECK | BBV9718C | 111 | Dec. 12, 2025 |
| 6 | 3m chamber 3 | YIHENG | EE106 | / | Aug. 28, 2026 |
| 7 | Test Software | FARA | EZ-EMC | FA-03A2 | / |
| 8 | SHF-EHF Horn Antenna | Schwarzbeck | BBHA 9170 | 013551 | Dec. 12, 2025 |
| 9 | Low noise Amplifier | Tonscend | TAP180040048 | AP24C8060348 | Dec. 12, 2025 |

| Conducted Emission | | | | | |
|---|---|---|---|---|---|
| Item | Test Equipment | Manufacturer | Model No. | Serial No. | Calibrated Until |
| 1 | LISN | R&S | ENV216 | 101112 | Dec. 12, 2025 |
| 2 | LISN | R&S | ENV216 | 101113 | Dec. 12, 2025 |
| 3 | EMI Test Receiver | R&S | ESCS30 | 100353 | Dec. 12, 2025 |
| 4 | ISN CAT6 | Schwarzbeck | NTFM 8158 | CAT6-8158-0046 | Dec. 12, 2025 |
| 5 | ISN CAT5 | Schwarzbeck | NTFM 8158 | CAT5-8158-0046 | Dec. 12, 2025 |
| 6 | Test Software | R&S | EMC32 | 6.10.10 | / |

Note: 1. The Cal. Interval was one year.

2. The Cal. Interval was three years of the antenna.

3. The cable loss has been calculated in test result which connection between each test instruments.


For anti-fake verification, please visit the official website of China Inspection And Testing Society : yz.cnca.cn

# 3. TEST ITEM AND RESULTS

## 3.1. Conducted Emission

**Limit**

**FCC CFR Title 47 Part 15 Subpart C Section 15.207 / RSS-Gen 8.8**

| Frequency (MHz) | Conducted Limit (dBμV) | |
|---|---|---|
| | Quasi-peak | Average |
| 0.15 - 0.5 | 66 to 56 * | 56 to 46 * |
| 0.5 - 5 | 56 | 46 |
| 5 - 30 | 60 | 50 |

* Decreases with the logarithm of the frequency.

**Test Configuration**

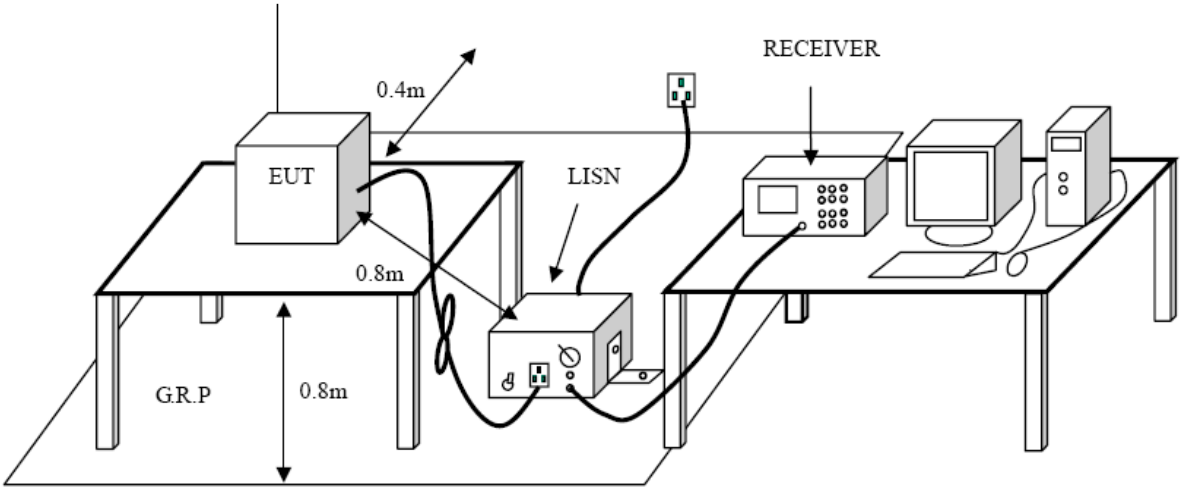


**Test Procedure**

1. The EUT was setup according to ANSI C63.10:2013 requirements.
2. The EUT was placed on a platform of nominal size, 1 m by 1.5 m, raised 80 cm above the conducting ground plane. The vertical conducting plane was located 40 cm to the rear of the EUT. All other surfaces of EUT were at least 80 cm from any other grounded conducting surface.
3. The EUT and simulators are connected to the main power through a line impedance stabilization network (LISN). The LISN provides a 50 ohm / 50 μH coupling impedance for the measuring equipment.
4. The peripheral devices are also connected to the main power through a LISN. (Please refer to the block diagram of the test setup and photographs)
5. Each current-carrying conductor of the EUT power cord, except the ground (safety) conductor, was individually connected through a LISN to the input power source.
6. The excess length of the power cord between the EUT and the LISN receptacle were folded back and forth at the center of the lead to form a bundle not exceeding 40 cm in length.
7. Conducted emissions were investigated over the frequency range from 0.15MHz to 30MHz using a receiver bandwidth of 9 kHz.
8. During the above scans, the emissions were maximized by cable manipulation.

**Test Mode**

Please refer to the clause 2.4.


For anti-fake verification, please visit the official website of China Inspection And Testing Society : yz.cnca.cn

**Test Result**

| | |
|---|---|
| **Test Voltage:** | AC 120V/60Hz |
| **Terminal:** | Line |
| **Remark:** | Only worse case is reported. |

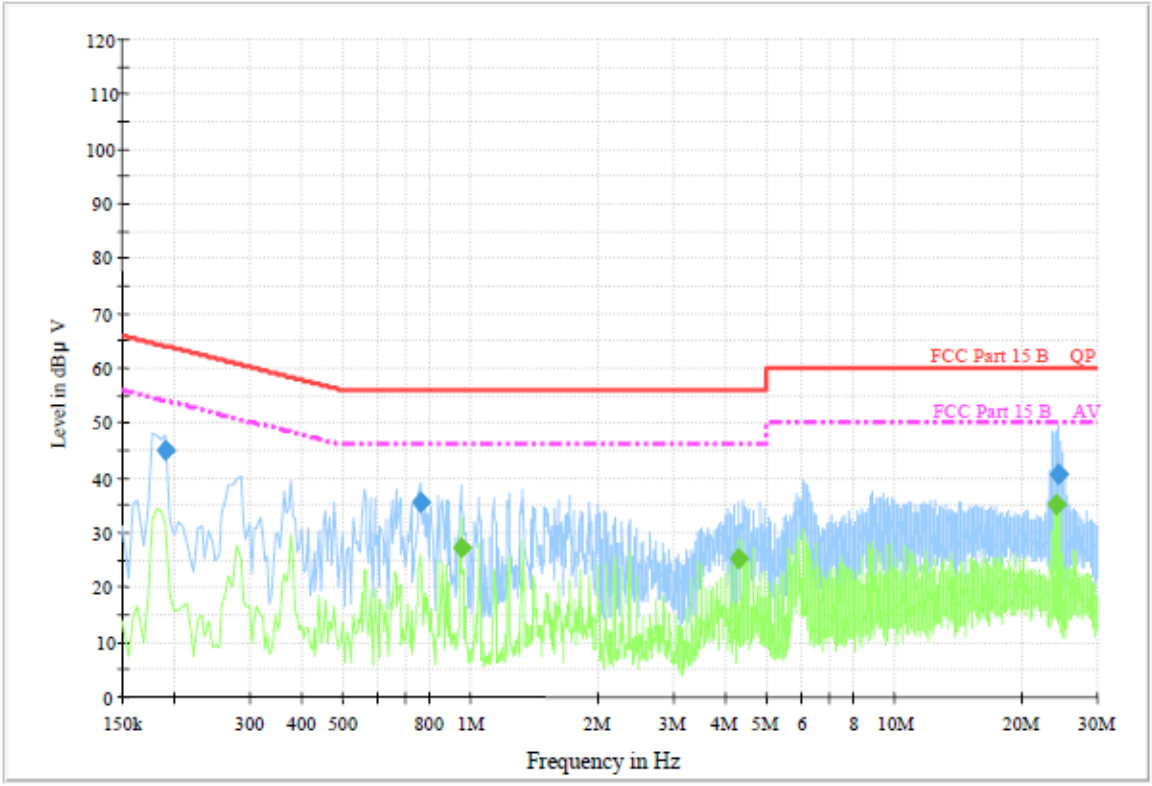


## Final Measurement Detector 1

| Frequency (MHz) | QuasiPeak (dBµ V) | Meas. Time (ms) | Bandwidth (kHz) | Filter | Line | Corr. (dB) | Margin (dB) | Limit (dBµ V) | Comment |
|---|---|---|---|---|---|---|---|---|---|
| 0.190500 | 45.0 | 1000.00 | 9.000 | On | L1 | 9.5 | 19.0 | 64.0 | |
| 0.757500 | 35.5 | 1000.00 | 9.000 | On | L1 | 9.6 | 20.5 | 56.0 | |
| 24.184500 | 40.5 | 1000.00 | 9.000 | On | L1 | 9.6 | 19.5 | 60.0 | |

## Final Measurement Detector 2

| Frequency (MHz) | Average (dBµ V) | Meas. Time (ms) | Bandwidth (kHz) | Filter | Line | Corr. (dB) | Margin (dB) | Limit (dBµ V) | Comment |
|---|---|---|---|---|---|---|---|---|---|
| 0.946500 | 27.1 | 1000.00 | 9.000 | On | L1 | 9.6 | 18.9 | 46.0 | |
| 4.254000 | 25.3 | 1000.00 | 9.000 | On | L1 | 9.3 | 20.7 | 46.0 | |
| 23.946000 | 35.2 | 1000.00 | 9.000 | On | L1 | 9.6 | 14.8 | 50.0 | |

Emission Level = Read Level + Correct Factor


For anti-fake verification, please visit the official website of China Inspection And Testing Society : yz.cnca.cn

| | |
|---|---|
| **Test Voltage:** | AC 120V/60Hz |
| **Terminal:** | Neutral |
| **Remark:** | Only worse case is reported. |

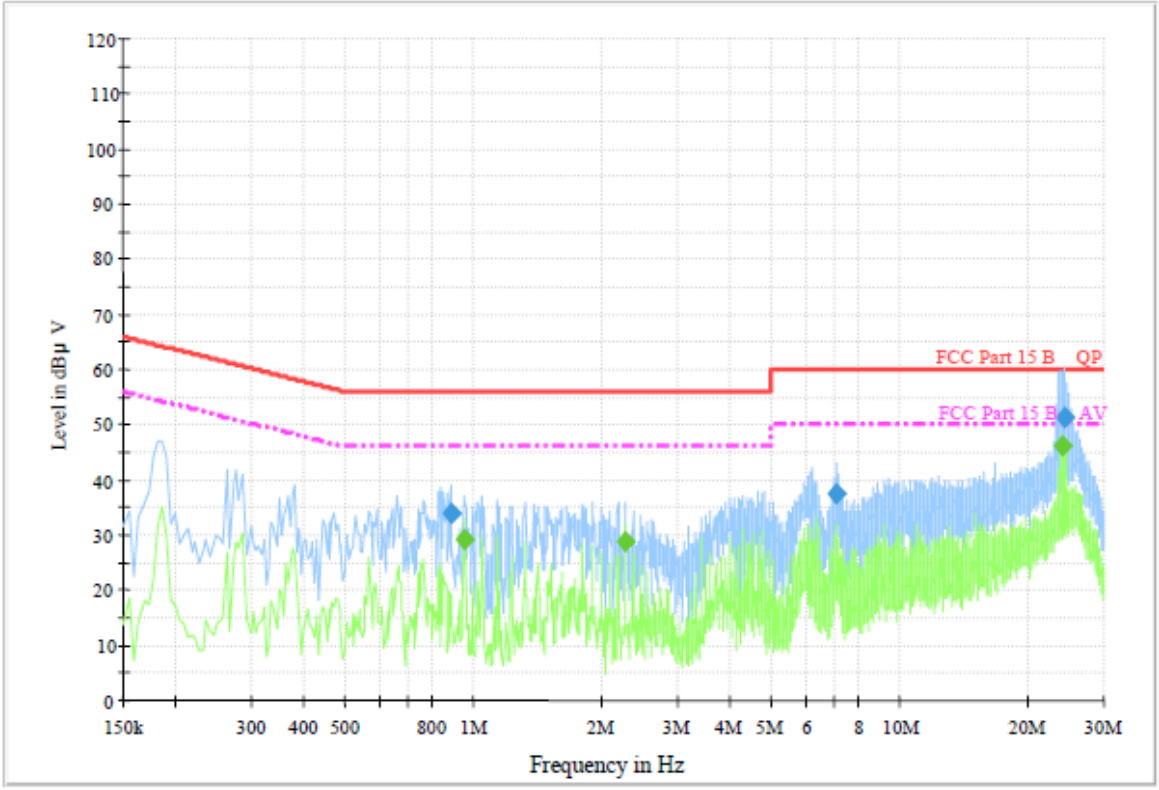


## Final Measurement Detector 1

| Frequency (MHz) | QuasiPeak (dBµ V) | Meas. Time (ms) | Bandwidth (kHz) | Filter | Line | Corr. (dB) | Margin (dB) | Limit (dBµ V) | Comment |
|---|---|---|---|---|---|---|---|---|---|
| 0.879000 | 34.0 | 1000.00 | 9.000 | On | N | 9.4 | 22.0 | 56.0 | |
| 7.089000 | 37.6 | 1000.00 | 9.000 | On | N | 9.4 | 22.4 | 60.0 | |
| 24.184500 | 51.3 | 1000.00 | 9.000 | On | N | 9.6 | 8.7 | 60.0 | |

## Final Measurement Detector 2

| Frequency (MHz) | Average (dBµ V) | Meas. Time (ms) | Bandwidth (kHz) | Filter | Line | Corr. (dB) | Margin (dB) | Limit (dBµ V) | Comment |
|---|---|---|---|---|---|---|---|---|---|
| 0.946500 | 29.4 | 1000.00 | 9.000 | On | N | 9.5 | 16.6 | 46.0 | |
| 2.269500 | 28.9 | 1000.00 | 9.000 | On | N | 9.4 | 17.1 | 46.0 | |
| 23.946000 | 46.2 | 1000.00 | 9.000 | On | N | 9.6 | 3.8 | 50.0 | |

Emission Level = Read Level + Correct Factor


For anti-fake verification, please visit the official website of China Inspection And Testing Society : yz.cnca.cn

## 3.2. Radiated Emission

**Limit**

**FCC CFR Title 47 Part 15 Subpart C Section 15.209 / RSS-Gen 8.9**

| Frequency (MHz) | Field Strength (microvolts/meter) | Measurement Distance (meters) |
|---|---|---|
| 0.009~0.490 | 2400/F (kHz) | 300 |
| 0.490~1.705 | 24000/F (kHz) | 30 |
| 1.705~30.0 | 30 | 30 |
| 30~88 | 100 | 3 |
| 88~216 | 150 | 3 |
| 216~960 | 200 | 3 |
| 960~1000 | 500 | 3 |

| Frequency Range (MHz) | dBμV/m (at 3 meters) | |
|---|---|---|
| | Peak | Average |
| Above 1000 | 74 | 54 |

Note:
(1) The tighter limit applies at the band edges.
(2) Emission Level (dBμV/m)=20log Emission Level (μV/m).

**Limits of unwanted emission out of the restricted bands**
**FCC CFR Title 47 Part 15 Subpart E Section 15. 407(b) / RSS-247 6.2**

| Frequency (MHz) | EIRP Limits (dBm) | Equivalent Field Strength at 3m (dBμV/m) |
|---|---|---|
| 5150~5250 | -27 | 68.2 |
| 5250~5350 | -27 | 68.2 |
| 5470~5725 | -27 | 68.2 |
| 5725~5825 | -27 (Note 2) | 68.2 |
| | 10 (Note 2) | 105.2 |
| | 15.6 (Note 2) | 110.8 |
| | 27 (Note 2) | 122.2 |

Note:
1. The following formula is used to convert the equipment isotropic radiated power (eirp) to field strength: $E=\frac{1000000\sqrt{30P}}{3}$ μV/m, where P is the eirp (Watts).
2. According to FCC 16-24, all emissions shall be limited to a level of -27 dBm/MHz at 75 MHz or more above or below the band edge increasing linearly to 10 dBm/MHz at 25 MHz above or below the band edge, and from 25MHz above or below the band edge increasing linearly to a level of 15.6 dBm/MHz at 5 MHz above or below the band edge, and from 5 MHz above or below the band edge increasing linearly to a level of 27dBm/MHz at the band edge.

**Test Configuration**


For anti-fake verification, please visit the official website of China Inspection And Testing Society : yz.cnca.cn

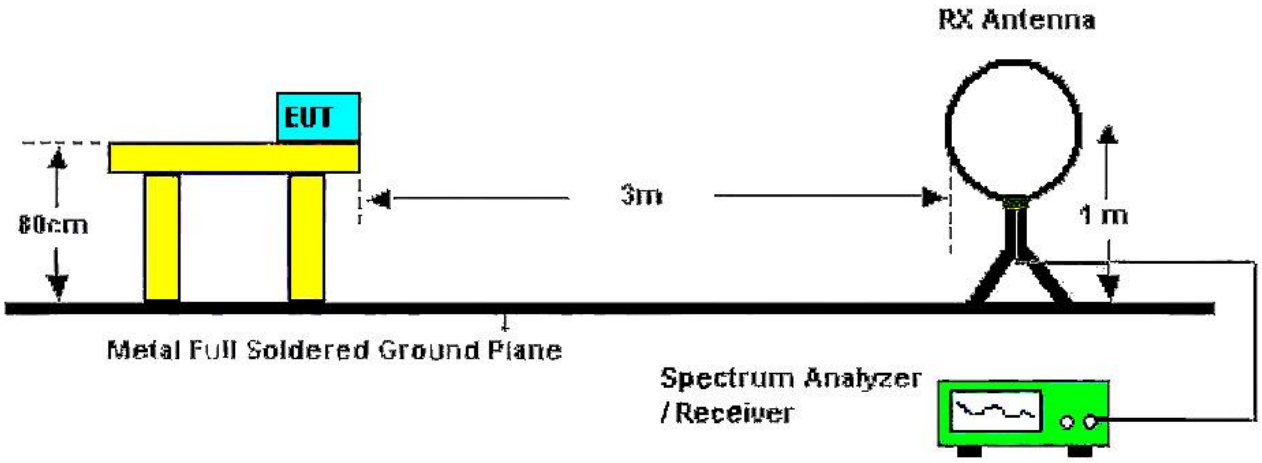


Below 30MHz Test Setup

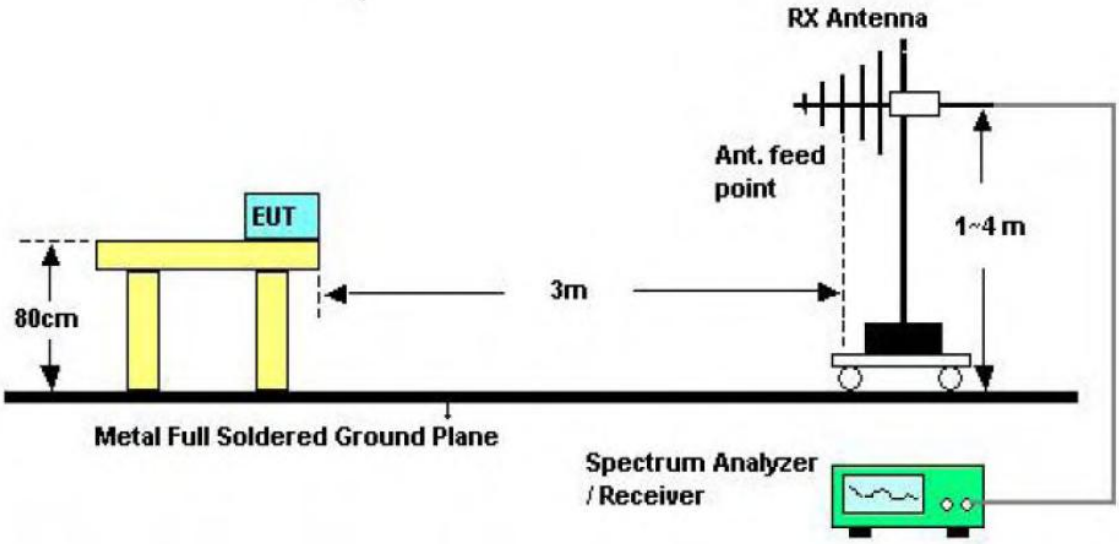


30-1000MHz Test Setup

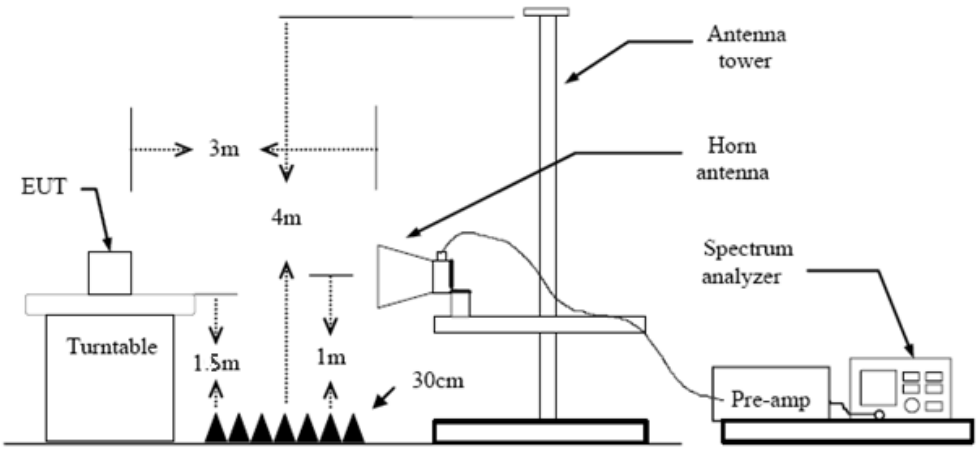


Above 1GHz Test Setup

**Test Procedure**

1. The EUT was setup and tested according to ANSI C63.10:2013.
2. The EUT is placed on a turn table which is 0.8 meter above ground for below 1 GHz, and 1.5 m for above 1 GHz. The turn table is rotated 360 degrees to determine the position of the maximum emission level.
3. The EUT was set 3 meters from the receiving antenna, which was mounted on the top of a variable height antenna tower.
4. For each suspected emission, the EUT was arranged to its worst case and then tune the Antenna tower (from 1 m to 4 m) and turntable (from 0 degree to 360 degrees) to find the maximum reading. A pre-amp and a high pass filter are used for the test in order to get better signal level to comply with the guidelines.
5. Set to the maximum power setting and enable the EUT transmit continuously.
6. Use the following spectrum analyzer settings

(1) Span shall wide enough to fully capture the emission being measured;
(2) 9k – 150kHz:
RBW=300 Hz, VBW=1 kHz, Sweep=auto, Detector function=peak, Trace=max hold
(3) 0.15M – 30MHz:
RBW=10 kHz, VBW=30 kHz, Sweep=auto, Detector function=peak, Trace=max hold
(4) 30M - 1 GHz:
RBW=120 kHz, VBW=300 kHz, Sweep=auto, Detector function=peak, Trace=max hold
If the emission level of the EUT measured by the peak detector is 3 dB lower than the applicable limit, the peak emission level will be reported. Otherwise, the emission measurement will be repeated using the quasi-peak detector and reported.
(5) From 1GHz to 40GHz:
RBW=1MHz, VBW=3MHz Peak detector for Peak value.
RBW=1MHz, VBW see note 1 with Peak Detector for Average Value.
Note 1: For measurements above 1 GHz the resolution bandwidth is set to 1 MHz, then the video bandwidth is set to 3 MHz for peak measurements and 1 MHz resolution bandwidth with 1/T video bandwidth with peak detector for average measurements. For the Duty Cycle please refer to clause Duty Cycle.

**Test Mode**

Please refer to the clause 2.4.

**Test Result**

**9 kHz~30 MHz**

From 9 kHz to 30 MHz: The conclusion is PASS.

Note: The amplitude of spurious emissions which are attenuated by more than 20dB below the permissible value has no need to be reported.


For anti-fake verification, please visit the official website of China Inspection And Testing Society : yz.cnca.cn

**30MHz-1GHz**

| | |
|---|---|
| **Ant. Pol.** | Horizontal |
| **Test Mode:** | TX 802.11a Mode 5180MHz (U-NII-1) |
| **Remark:** | Only worse case is reported. |

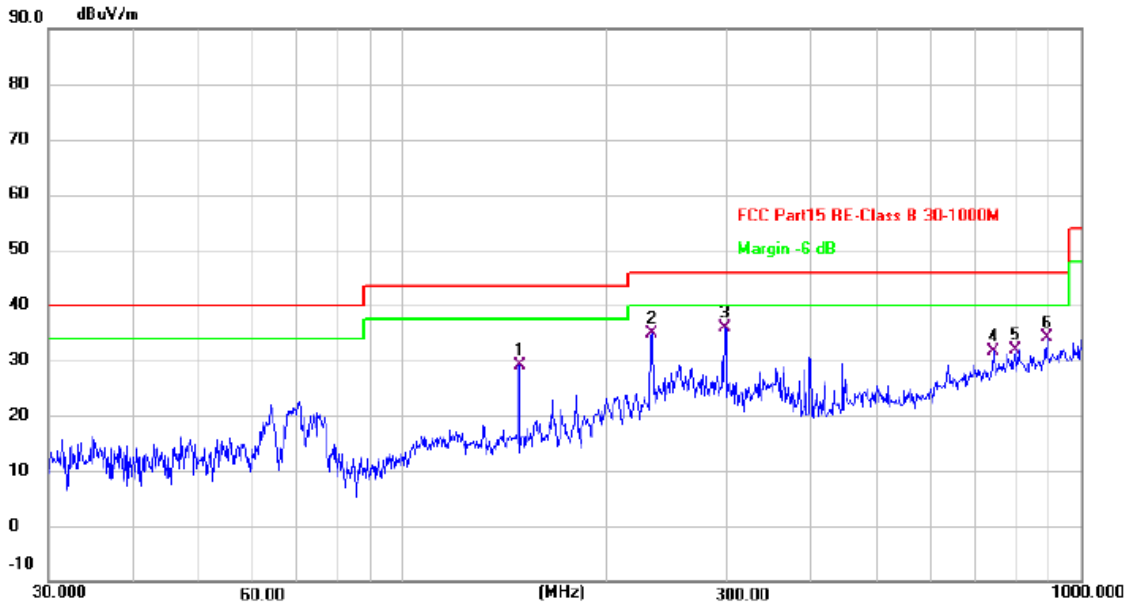


| No. | Frequency (MHz) | Reading (dBuV) | Factor (dB/m) | Level (dBuV/m) | Limit (dBuV/m) | Margin (dB) | Detector |
|---|---|---|---|---|---|---|---|
| 1 | 148.4410 | 45.54 | -16.33 | 29.21 | 43.50 | -14.29 | QP |
| 2 | 233.3486 | 53.02 | -18.22 | 34.80 | 46.00 | -11.20 | QP |
| 3 * | 298.2681 | 51.49 | -15.56 | 35.93 | 46.00 | -10.07 | QP |
| 4 | 742.2586 | 36.50 | -4.81 | 31.69 | 46.00 | -14.31 | QP |
| 5 | 798.9796 | 35.15 | -3.24 | 31.91 | 46.00 | -14.09 | QP |
| 6 | 890.7277 | 36.79 | -2.55 | 34.24 | 46.00 | -11.76 | QP |

Remarks:
1.Factor (dB/m) = Antenna Factor (dB/m)+Cable Factor (dB)-Pre-amplifier Factor
2.Margin value = Level -Limit value


For anti-fake verification, please visit the official website of China Inspection And Testing Society : yz.cnca.cn

| | |
|---|---|
| **Ant. Pol.** | Vertical |
| **Test Mode:** | TX 802.11a Mode 5180MHz (U-NII-1) |
| **Remark:** | Only worse case is reported. |

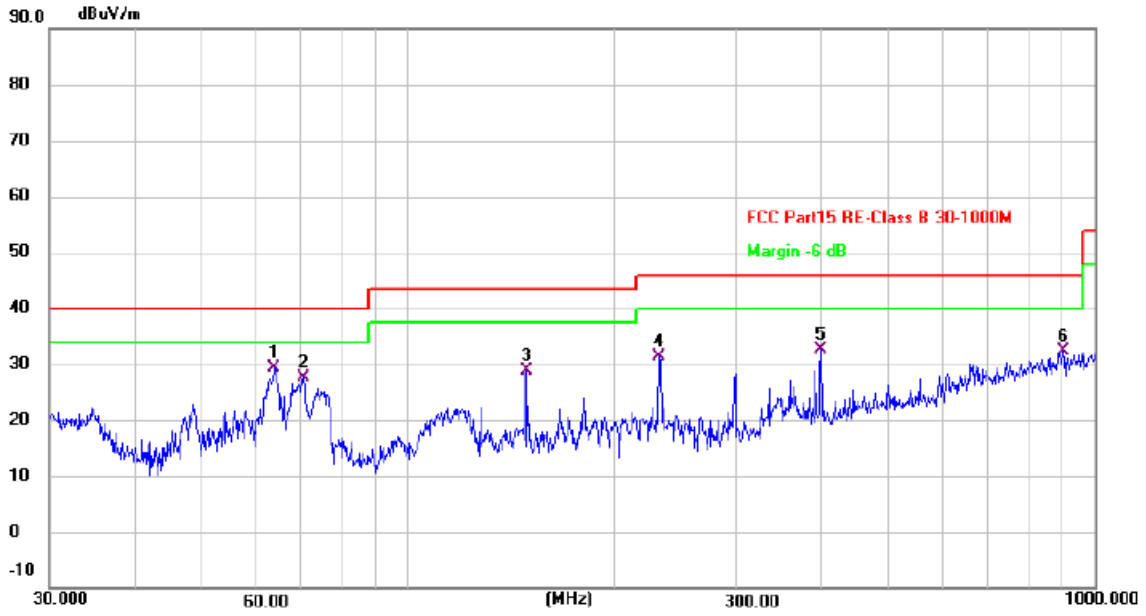


| No. | Frequency (MHz) | Reading (dBuV) | Factor (dB/m) | Level (dBuV/m) | Limit (dBuV/m) | Margin (dB) | Detector |
|---|---|---|---|---|---|---|---|
| 1 * | 63.7588 | 47.63 | -18.21 | 29.42 | 40.00 | -10.58 | QP |
| 2 | 70.3365 | 46.74 | -19.17 | 27.57 | 40.00 | -12.43 | QP |
| 3 | 148.4410 | 45.10 | -16.33 | 28.77 | 43.50 | -14.73 | QP |
| 4 | 231.7178 | 49.57 | -18.28 | 31.29 | 46.00 | -14.71 | QP |
| 5 | 399.0302 | 45.33 | -12.67 | 32.66 | 46.00 | -13.34 | QP |
| 6 | 900.1473 | 34.64 | -2.33 | 32.31 | 46.00 | -13.69 | QP |

Remarks:
1.Factor (dB/m) = Antenna Factor (dB/m)+Cable Factor (dB)-Pre-amplifier Factor
2.Margin value = Level -Limit value


For anti-fake verification, please visit the official website of China Inspection And Testing Society : yz.cnca.cn

**Above 1GHz**

| **Ant. Pol.** | Horizontal |
|---|---|
| **Test Mode:** | TX 802.11a Mode 5180MHz (U-NII-1) |
| **Remark:** | No report for the emission which more than 20 dB below the prescribed limit. |

| No. | Frequency (MHz) | Reading (dBuV) | Factor (dB/m) | Level (dBuV/m) | Limit (dBuV/m) | Margin (dB) | Detector |
|---|---|---|---|---|---|---|---|
| 1 | 10359.568 | 38.26 | 13.75 | 52.01 | 68.20 | -16.19 | peak |
| 2 * | 10360.376 | 24.78 | 13.74 | 38.52 | 54.00 | -15.48 | AVG |

Remarks:
1.Factor (dB/m) = Antenna Factor (dB/m)+Cable Factor (dB)-Pre-amplifier Factor
2.Margin value = Level -Limit value

| **Ant. Pol.** | Vertical |
|---|---|
| **Test Mode:** | TX 802.11a Mode 5180MHz (U-NII-1) |
| **Remark:** | No report for the emission which more than 20 dB below the prescribed limit. |

| No. | Frequency (MHz) | Reading (dBuV) | Factor (dB/m) | Level (dBuV/m) | Limit (dBuV/m) | Margin (dB) | Detector |
|---|---|---|---|---|---|---|---|
| 1 | 10359.863 | 24.51 | 13.75 | 38.26 | 54.00 | -15.74 | AVG |
| 2 * | 10359.997 | 39.28 | 13.75 | 53.03 | 68.20 | -15.17 | peak |

Remarks:
1.Factor (dB/m) = Antenna Factor (dB/m)+Cable Factor (dB)-Pre-amplifier Factor
2.Margin value = Level -Limit value


For anti-fake verification, please visit the official website of China Inspection And Testing Society : yz.cnca.cn

| | |
|---|---|
| **Ant. Pol.** | Horizontal |
| **Test Mode:** | TX 802.11a Mode 5200MHz (U-NII-1) |
| **Remark:** | No report for the emission which more than 20 dB below the prescribed limit. |

| No. | Frequency (MHz) | Reading (dBuV) | Factor (dB/m) | Level (dBuV/m) | Limit (dBuV/m) | Margin (dB) | Detector |
|---|---|---|---|---|---|---|---|
| 1 | 10399.835 | 24.13 | 13.79 | 37.92 | 54.00 | -16.08 | AVG |
| 2 * | 10400.142 | 38.95 | 13.79 | 52.74 | 68.20 | -15.46 | peak |

Remarks:
1.Factor (dB/m) = Antenna Factor (dB/m)+Cable Factor (dB)-Pre-amplifier Factor
2.Margin value = Level -Limit value

| | |
|---|---|
| **Ant. Pol.** | Vertical |
| **Test Mode:** | TX 802.11a Mode 5200MHz (U-NII-1) |
| **Remark:** | No report for the emission which more than 20 dB below the prescribed limit. |

| No. | Frequency (MHz) | Reading (dBuV) | Factor (dB/m) | Level (dBuV/m) | Limit (dBuV/m) | Margin (dB) | Detector |
|---|---|---|---|---|---|---|---|
| 1 * | 10399.764 | 39.41 | 13.79 | 53.20 | 68.20 | -15.00 | peak |
| 2 | 10400.231 | 24.62 | 13.79 | 38.41 | 54.00 | -15.59 | AVG |

Remarks:
1.Factor (dB/m) = Antenna Factor (dB/m)+Cable Factor (dB)-Pre-amplifier Factor
2.Margin value = Level -Limit value


For anti-fake verification, please visit the official website of China Inspection And Testing Society : yz.cnca.cn

| | |
|---|---|
| **Ant. Pol.** | Horizontal |
| **Test Mode:** | TX 802.11a Mode 5240MHz (U-NII-1) |
| **Remark:** | No report for the emission which more than 20 dB below the prescribed limit. |

| No. | Frequency (MHz) | Reading (dBuV) | Factor (dB/m) | Level (dBuV/m) | Limit (dBuV/m) | Margin (dB) | Detector |
|---|---|---|---|---|---|---|---|
| 1 * | 10479.725 | 38.71 | 13.87 | 52.58 | 68.20 | -15.62 | peak |
| 2 | 10479.900 | 24.35 | 13.87 | 38.22 | 54.00 | -15.78 | AVG |

Remarks:
1.Factor (dB/m) = Antenna Factor (dB/m)+Cable Factor (dB)-Pre-amplifier Factor
2.Margin value = Level -Limit value

| | |
|---|---|
| **Ant. Pol.** | Vertical |
| **Test Mode:** | TX 802.11a Mode 5240MHz (U-NII-1) |
| **Remark:** | No report for the emission which more than 20 dB below the prescribed limit. |

| No. | Frequency (MHz) | Reading (dBuV) | Factor (dB/m) | Level (dBuV/m) | Limit (dBuV/m) | Margin (dB) | Detector |
|---|---|---|---|---|---|---|---|
| 1 | 10479.842 | 23.98 | 13.87 | 37.85 | 54.00 | -16.15 | AVG |
| 2 * | 10480.402 | 39.23 | 13.87 | 53.10 | 68.20 | -15.10 | peak |

Remarks:
1.Factor (dB/m) = Antenna Factor (dB/m)+Cable Factor (dB)-Pre-amplifier Factor
2.Margin value = Level -Limit value


For anti-fake verification, please visit the official website of China Inspection And Testing Society : yz.cnca.cn

| | |
|---|---|
| **Ant. Pol.** | Horizontal |
| **Test Mode:** | TX 802.11n(HT20) Mode 5180MHz (U-NII-1) |
| **Remark:** | No report for the emission which more than 20 dB below the prescribed limit. |

| No. | Frequency (MHz) | Reading (dBuV) | Factor (dB/m) | Level (dBuV/m) | Limit (dBuV/m) | Margin (dB) | Detector |
|---|---|---|---|---|---|---|---|
| 1 | 10359.569 | 23.54 | 13.75 | 37.29 | 54.00 | -16.71 | AVG |
| 2 * | 10359.642 | 38.49 | 13.75 | 52.24 | 68.20 | -15.96 | peak |

Remarks:
1.Factor (dB/m) = Antenna Factor (dB/m)+Cable Factor (dB)-Pre-amplifier Factor
2.Margin value = Level -Limit value

| | |
|---|---|
| **Ant. Pol.** | Vertical |
| **Test Mode:** | TX 802.11n(HT20) Mode 5180MHz (U-NII-1) |
| **Remark:** | No report for the emission which more than 20 dB below the prescribed limit. |

| No. | Frequency (MHz) | Reading (dBuV) | Factor (dB/m) | Level (dBuV/m) | Limit (dBuV/m) | Margin (dB) | Detector |
|---|---|---|---|---|---|---|---|
| 1 * | 10359.790 | 24.42 | 13.75 | 38.17 | 54.00 | -15.83 | AVG |
| 2 | 10360.402 | 38.23 | 13.74 | 51.97 | 68.20 | -16.23 | peak |

Remarks:
1.Factor (dB/m) = Antenna Factor (dB/m)+Cable Factor (dB)-Pre-amplifier Factor
2.Margin value = Level -Limit value


For anti-fake verification, please visit the official website of China Inspection And Testing Society : yz.cnca.cn

| | |
|---|---|
| **Ant. Pol.** | Horizontal |
| **Test Mode:** | TX 802.11n(HT20) Mode 5200MHz (U-NII-1) |
| **Remark:** | No report for the emission which more than 20 dB below the prescribed limit. |

| No. | Frequency (MHz) | Reading (dBuV) | Factor (dB/m) | Level (dBuV/m) | Limit (dBuV/m) | Margin (dB) | Detector |
|---|---|---|---|---|---|---|---|
| 1 | 10399.985 | 23.70 | 13.79 | 37.49 | 54.00 | -16.51 | AVG |
| 2 * | 10400.412 | 38.59 | 13.79 | 52.38 | 68.20 | -15.82 | peak |

Remarks:
1.Factor (dB/m) = Antenna Factor (dB/m)+Cable Factor (dB)-Pre-amplifier Factor
2.Margin value = Level -Limit value

| | |
|---|---|
| **Ant. Pol.** | Vertical |
| **Test Mode:** | TX 802.11n(HT20) Mode 5200MHz (U-NII-1) |
| **Remark:** | No report for the emission which more than 20 dB below the prescribed limit. |

| No. | Frequency (MHz) | Reading (dBuV) | Factor (dB/m) | Level (dBuV/m) | Limit (dBuV/m) | Margin (dB) | Detector |
|---|---|---|---|---|---|---|---|
| 1 * | 10400.211 | 38.46 | 13.79 | 52.25 | 68.20 | -15.95 | peak |
| 2 | 10400.232 | 23.35 | 13.79 | 37.14 | 54.00 | -16.86 | AVG |

Remarks:
1.Factor (dB/m) = Antenna Factor (dB/m)+Cable Factor (dB)-Pre-amplifier Factor
2.Margin value = Level -Limit value


For anti-fake verification, please visit the official website of China Inspection And Testing Society : yz.cnca.cn

| | |
|---|---|
| **Ant. Pol.** | Horizontal |
| **Test Mode:** | TX 802.11n(HT20) Mode 5240MHz (U-NII-1) |
| **Remark:** | No report for the emission which more than 20 dB below the prescribed limit. |

| No. | Frequency (MHz) | Reading (dBuV) | Factor (dB/m) | Level (dBuV/m) | Limit (dBuV/m) | Margin (dB) | Detector |
|---|---|---|---|---|---|---|---|
| 1 | 10479.738 | 38.22 | 13.87 | 52.09 | 68.20 | -16.11 | peak |
| 2 * | 10479.960 | 24.15 | 13.87 | 38.02 | 54.00 | -15.98 | AVG |

Remarks:
1.Factor (dB/m) = Antenna Factor (dB/m)+Cable Factor (dB)-Pre-amplifier Factor
2.Margin value = Level -Limit value

| | |
|---|---|
| **Ant. Pol.** | Vertical |
| **Test Mode:** | TX 802.11n(HT20) Mode 5240MHz (U-NII-1) |
| **Remark:** | No report for the emission which more than 20 dB below the prescribed limit. |

| No. | Frequency (MHz) | Reading (dBuV) | Factor (dB/m) | Level (dBuV/m) | Limit (dBuV/m) | Margin (dB) | Detector |
|---|---|---|---|---|---|---|---|
| 1 * | 10479.650 | 38.96 | 13.87 | 52.83 | 68.20 | -15.37 | peak |
| 2 | 10479.680 | 23.92 | 13.87 | 37.79 | 54.00 | -16.21 | AVG |

Remarks:
1.Factor (dB/m) = Antenna Factor (dB/m)+Cable Factor (dB)-Pre-amplifier Factor
2.Margin value = Level -Limit value


For anti-fake verification, please visit the official website of China Inspection And Testing Society : yz.cnca.cn

| | |
|---|---|
| **Ant. Pol.** | Horizontal |
| **Test Mode:** | TX 802.11n(HT40) Mode 5190MHz (U-NII-1) |
| **Remark:** | No report for the emission which more than 20 dB below the prescribed limit. |

| No. | Frequency (MHz) | Reading (dBuV) | Factor (dB/m) | Level (dBuV/m) | Limit (dBuV/m) | Margin (dB) | Detector |
|---|---|---|---|---|---|---|---|
| 1 * | 10379.896 | 39.64 | 13.77 | 53.41 | 68.20 | -14.79 | peak |
| 2 | 10380.032 | 23.16 | 13.77 | 36.93 | 54.00 | -17.07 | AVG |

Remarks:
1.Factor (dB/m) = Antenna Factor (dB/m)+Cable Factor (dB)-Pre-amplifier Factor
2.Margin value = Level -Limit value

| | |
|---|---|
| **Ant. Pol.** | Vertical |
| **Test Mode:** | TX 802.11n(HT40) Mode 5190MHz (U-NII-1) |
| **Remark:** | No report for the emission which more than 20 dB below the prescribed limit. |

| No. | Frequency (MHz) | Reading (dBuV) | Factor (dB/m) | Level (dBuV/m) | Limit (dBuV/m) | Margin (dB) | Detector |
|---|---|---|---|---|---|---|---|
| 1 | 10379.679 | 24.87 | 13.77 | 38.64 | 54.00 | -15.36 | AVG |
| 2 * | 10380.203 | 39.22 | 13.77 | 52.99 | 68.20 | -15.21 | peak |

Remarks:
1.Factor (dB/m) = Antenna Factor (dB/m)+Cable Factor (dB)-Pre-amplifier Factor
2.Margin value = Level -Limit value

| | |
|---|---|
| **Ant. Pol.** | Horizontal |
| **Test Mode:** | TX 802.11n(HT40) Mode 5230MHz (U-NII-1) |
| **Remark:** | No report for the emission which more than 20 dB below the prescribed limit. |

| No. | Frequency (MHz) | Reading (dBuV) | Factor (dB/m) | Level (dBuV/m) | Limit (dBuV/m) | Margin (dB) | Detector |
|---|---|---|---|---|---|---|---|
| 1 | 10459.822 | 23.30 | 13.85 | 37.15 | 54.00 | -16.85 | AVG |
| 2 * | 10459.898 | 39.54 | 13.85 | 53.39 | 68.20 | -14.81 | peak |

Remarks:
1.Factor (dB/m) = Antenna Factor (dB/m)+Cable Factor (dB)-Pre-amplifier Factor
2.Margin value = Level -Limit value

| | |
|---|---|
| **Ant. Pol.** | Vertical |
| **Test Mode:** | TX 802.11n(HT40) Mode 5230MHz (U-NII-1) |
| **Remark:** | No report for the emission which more than 20 dB below the prescribed limit. |

| No. | Frequency (MHz) | Reading (dBuV) | Factor (dB/m) | Level (dBuV/m) | Limit (dBuV/m) | Margin (dB) | Detector |
|---|---|---|---|---|---|---|---|
| 1 * | 10459.864 | 38.96 | 13.85 | 52.81 | 68.20 | -15.39 | peak |
| 2 | 10460.315 | 23.91 | 13.85 | 37.76 | 54.00 | -16.24 | AVG |

Remarks:
1.Factor (dB/m) = Antenna Factor (dB/m)+Cable Factor (dB)-Pre-amplifier Factor
2.Margin value = Level -Limit value


For anti-fake verification, please visit the official website of China Inspection And Testing Society : yz.cnca.cn

| | |
|---|---|
| **Ant. Pol.** | Horizontal |
| **Test Mode:** | TX 802.11a Mode 5745MHz (U-NII-3) |
| **Remark:** | No report for the emission which more than 20 dB below the prescribed limit. |

| No. | Frequency (MHz) | Reading (dBuV) | Factor (dB/m) | Level (dBuV/m) | Limit (dBuV/m) | Margin (dB) | Detector |
|---|---|---|---|---|---|---|---|
| 1 | 11489.652 | 40.59 | 14.94 | 55.53 | 74.00 | -18.47 | peak |
| 2 * | 11489.845 | 26.09 | 14.94 | 41.03 | 54.00 | -12.97 | AVG |

Remarks:
1.Factor (dB/m) = Antenna Factor (dB/m)+Cable Factor (dB)-Pre-amplifier Factor
2.Margin value = Level -Limit value

| | |
|---|---|
| **Ant. Pol.** | Vertical |
| **Test Mode:** | TX 802.11a Mode 5745MHz (U-NII-3) |
| **Remark:** | No report for the emission which more than 20 dB below the prescribed limit. |

| No. | Frequency (MHz) | Reading (dBuV) | Factor (dB/m) | Level (dBuV/m) | Limit (dBuV/m) | Margin (dB) | Detector |
|---|---|---|---|---|---|---|---|
| 1 * | 11489.929 | 26.68 | 14.94 | 41.62 | 54.00 | -12.38 | AVG |
| 2 | 11490.513 | 39.20 | 14.95 | 54.15 | 74.00 | -19.85 | peak |

Remarks:
1.Factor (dB/m) = Antenna Factor (dB/m)+Cable Factor (dB)-Pre-amplifier Factor
2.Margin value = Level -Limit value


For anti-fake verification, please visit the official website of China Inspection And Testing Society : yz.cnca.cn

| | |
|---|---|
| **Ant. Pol.** | Horizontal |
| **Test Mode:** | TX 802.11a Mode 5785MHz (U-NII-3) |
| **Remark:** | No report for the emission which more than 20 dB below the prescribed limit. |

| No. | Frequency (MHz) | Reading (dBuV) | Factor (dB/m) | Level (dBuV/m) | Limit (dBuV/m) | Margin (dB) | Detector |
|---|---|---|---|---|---|---|---|
| 1 | 11569.697 | 39.81 | 15.00 | 54.81 | 74.00 | -19.19 | peak |
| 2 * | 11570.432 | 25.82 | 15.01 | 40.83 | 54.00 | -13.17 | AVG |

Remarks:
1.Factor (dB/m) = Antenna Factor (dB/m)+Cable Factor (dB)-Pre-amplifier Factor
2.Margin value = Level -Limit value

| | |
|---|---|
| **Ant. Pol.** | Vertical |
| **Test Mode:** | TX 802.11a Mode 5785MHz (U-NII-3) |
| **Remark:** | No report for the emission which more than 20 dB below the prescribed limit. |

| No. | Frequency (MHz) | Reading (dBuV) | Factor (dB/m) | Level (dBuV/m) | Limit (dBuV/m) | Margin (dB) | Detector |
|---|---|---|---|---|---|---|---|
| 1 | 11569.920 | 39.93 | 15.00 | 54.93 | 74.00 | -19.07 | peak |
| 2 * | 11570.382 | 26.04 | 15.01 | 41.05 | 54.00 | -12.95 | AVG |

Remarks:
1.Factor (dB/m) = Antenna Factor (dB/m)+Cable Factor (dB)-Pre-amplifier Factor
2.Margin value = Level -Limit value


For anti-fake verification, please visit the official website of China Inspection And Testing Society : yz.cnca.cn

| | |
|---|---|
| **Ant. Pol.** | Horizontal |
| **Test Mode:** | TX 802.11a Mode 5825MHz (U-NII-3) |
| **Remark:** | No report for the emission which more than 20 dB below the prescribed limit. |

| No. | Frequency (MHz) | Reading (dBuV) | Factor (dB/m) | Level (dBuV/m) | Limit (dBuV/m) | Margin (dB) | Detector |
|---|---|---|---|---|---|---|---|
| 1 * | 11649.994 | 26.90 | 15.01 | 41.91 | 54.00 | -12.09 | AVG |
| 2 | 11650.521 | 39.10 | 15.03 | 54.13 | 74.00 | -19.87 | peak |

Remarks:
1.Factor (dB/m) = Antenna Factor (dB/m)+Cable Factor (dB)-Pre-amplifier Factor
2.Margin value = Level -Limit value

| | |
|---|---|
| **Ant. Pol.** | Vertical |
| **Test Mode:** | TX 802.11a Mode 5825MHz (U-NII-3) |
| **Remark:** | No report for the emission which more than 20 dB below the prescribed limit. |

| No. | Frequency (MHz) | Reading (dBuV) | Factor (dB/m) | Level (dBuV/m) | Limit (dBuV/m) | Margin (dB) | Detector |
|---|---|---|---|---|---|---|---|
| 1 * | 11649.672 | 26.20 | 15.01 | 41.21 | 54.00 | -12.79 | AVG |
| 2 | 11650.432 | 40.51 | 15.03 | 55.54 | 74.00 | -18.46 | peak |

Remarks:
1.Factor (dB/m) = Antenna Factor (dB/m)+Cable Factor (dB)-Pre-amplifier Factor
2.Margin value = Level -Limit value

| | |
|---|---|
| **Ant. Pol.** | Horizontal |
| **Test Mode:** | TX 802.11n(HT20) Mode 5745MHz (U-NII-3) |
| **Remark:** | No report for the emission which more than 20 dB below the prescribed limit. |

| No. | Frequency (MHz) | Reading (dBuV) | Factor (dB/m) | Level (dBuV/m) | Limit (dBuV/m) | Margin (dB) | Detector |
|---|---|---|---|---|---|---|---|
| 1 * | 11489.808 | 26.17 | 14.94 | 41.11 | 54.00 | -12.89 | AVG |
| 2 | 11489.936 | 39.58 | 14.94 | 54.52 | 74.00 | -19.48 | peak |

Remarks:
1.Factor (dB/m) = Antenna Factor (dB/m)+Cable Factor (dB)-Pre-amplifier Factor
2.Margin value = Level -Limit value

| | |
|---|---|
| **Ant. Pol.** | Vertical |
| **Test Mode:** | TX 802.11n(HT20) Mode 5745MHz (U-NII-3) |
| **Remark:** | No report for the emission which more than 20 dB below the prescribed limit. |

| No. | Frequency (MHz) | Reading (dBuV) | Factor (dB/m) | Level (dBuV/m) | Limit (dBuV/m) | Margin (dB) | Detector |
|---|---|---|---|---|---|---|---|
| 1 | 11489.675 | 39.01 | 14.94 | 53.95 | 74.00 | -20.05 | peak |
| 2 * | 11489.729 | 26.64 | 14.94 | 41.58 | 54.00 | -12.42 | AVG |

Remarks:
1.Factor (dB/m) = Antenna Factor (dB/m)+Cable Factor (dB)-Pre-amplifier Factor
2.Margin value = Level -Limit value

| | |
|---|---|
| **Ant. Pol.** | Horizontal |
| **Test Mode:** | TX 802.11n(HT20) Mode 5785MHz (U-NII-3) |
| **Remark:** | No report for the emission which more than 20 dB below the prescribed limit. |

| No. | Frequency (MHz) | Reading (dBuV) | Factor (dB/m) | Level (dBuV/m) | Limit (dBuV/m) | Margin (dB) | Detector |
|---|---|---|---|---|---|---|---|
| 1 * | 11569.965 | 25.80 | 15.00 | 40.80 | 54.00 | -13.20 | AVG |
| 2 | 11570.111 | 39.10 | 15.01 | 54.11 | 74.00 | -19.89 | peak |

Remarks:
1.Factor (dB/m) = Antenna Factor (dB/m)+Cable Factor (dB)-Pre-amplifier Factor
2.Margin value = Level -Limit value

| | |
|---|---|
| **Ant. Pol.** | Vertical |
| **Test Mode:** | TX 802.11n(HT20) Mode 5785MHz (U-NII-3) |
| **Remark:** | No report for the emission which more than 20 dB below the prescribed limit. |

| No. | Frequency (MHz) | Reading (dBuV) | Factor (dB/m) | Level (dBuV/m) | Limit (dBuV/m) | Margin (dB) | Detector |
|---|---|---|---|---|---|---|---|
| 1 * | 11569.852 | 26.86 | 15.00 | 41.86 | 54.00 | -12.14 | AVG |
| 2 | 11570.412 | 39.43 | 15.01 | 54.44 | 74.00 | -19.56 | peak |

Remarks:
1.Factor (dB/m) = Antenna Factor (dB/m)+Cable Factor (dB)-Pre-amplifier Factor
2.Margin value = Level -Limit value


For anti-fake verification, please visit the official website of China Inspection And Testing Society : yz.cnca.cn

| | |
|---|---|
| **Ant. Pol.** | Horizontal |
| **Test Mode:** | TX 802.11n(HT20) Mode 5825MHz (U-NII-3) |
| **Remark:** | No report for the emission which more than 20 dB below the prescribed limit. |

| No. | Frequency (MHz) | Reading (dBuV) | Factor (dB/m) | Level (dBuV/m) | Limit (dBuV/m) | Margin (dB) | Detector |
|---|---|---|---|---|---|---|---|
| 1 * | 11649.725 | 26.23 | 15.01 | 41.24 | 54.00 | -12.76 | AVG |
| 2 | 11650.125 | 39.68 | 15.03 | 54.71 | 74.00 | -19.29 | peak |

Remarks:
1.Factor (dB/m) = Antenna Factor (dB/m)+Cable Factor (dB)-Pre-amplifier Factor
2.Margin value = Level -Limit value

| | |
|---|---|
| **Ant. Pol.** | Vertical |
| **Test Mode:** | TX 802.11n(HT20) Mode 5825MHz (U-NII-3) |
| **Remark:** | No report for the emission which more than 20 dB below the prescribed limit. |

| No. | Frequency (MHz) | Reading (dBuV) | Factor (dB/m) | Level (dBuV/m) | Limit (dBuV/m) | Margin (dB) | Detector |
|---|---|---|---|---|---|---|---|
| 1 * | 11649.888 | 25.50 | 15.01 | 40.51 | 54.00 | -13.49 | AVG |
| 2 | 11650.465 | 39.49 | 15.03 | 54.52 | 74.00 | -19.48 | peak |

Remarks:
1.Factor (dB/m) = Antenna Factor (dB/m)+Cable Factor (dB)-Pre-amplifier Factor
2.Margin value = Level -Limit value


For anti-fake verification, please visit the official website of China Inspection And Testing Society : yz.cnca.cn

| | |
|---|---|
| **Ant. Pol.** | Horizontal |
| **Test Mode:** | TX 802.11n(HT40) Mode 5755MHz (U-NII-3) |
| **Remark:** | No report for the emission which more than 20 dB below the prescribed limit. |

| No. | Frequency (MHz) | Reading (dBuV) | Factor (dB/m) | Level (dBuV/m) | Limit (dBuV/m) | Margin (dB) | Detector |
|---|---|---|---|---|---|---|---|
| 1 | 11509.639 | 39.32 | 14.95 | 54.27 | 74.00 | -19.73 | peak |
| 2 * | 11509.914 | 26.09 | 14.95 | 41.04 | 54.00 | -12.96 | AVG |

Remarks:
1.Factor (dB/m) = Antenna Factor (dB/m)+Cable Factor (dB)-Pre-amplifier Factor
2.Margin value = Level -Limit value

| | |
|---|---|
| **Ant. Pol.** | Vertical |
| **Test Mode:** | TX 802.11n(HT40) Mode 5755MHz (U-NII-3) |
| **Remark:** | No report for the emission which more than 20 dB below the prescribed limit. |

| No. | Frequency (MHz) | Reading (dBuV) | Factor (dB/m) | Level (dBuV/m) | Limit (dBuV/m) | Margin (dB) | Detector |
|---|---|---|---|---|---|---|---|
| 1 | 11509.791 | 39.15 | 14.95 | 54.10 | 74.00 | -19.90 | peak |
| 2 * | 11510.413 | 25.72 | 14.96 | 40.68 | 54.00 | -13.32 | AVG |

Remarks:
1.Factor (dB/m) = Antenna Factor (dB/m)+Cable Factor (dB)-Pre-amplifier Factor
2.Margin value = Level -Limit value


For anti-fake verification, please visit the official website of China Inspection And Testing Society : yz.cnca.cn

| | |
|---|---|
| **Ant. Pol.** | Horizontal |
| **Test Mode:** | TX 802.11n(HT40) Mode 5795MHz (U-NII-3) |
| **Remark:** | No report for the emission which more than 20 dB below the prescribed limit. |

| No. | Frequency (MHz) | Reading (dBuV) | Factor (dB/m) | Level (dBuV/m) | Limit (dBuV/m) | Margin (dB) | Detector |
|---|---|---|---|---|---|---|---|
| 1 | 11589.992 | 39.21 | 15.02 | 54.23 | 74.00 | -19.77 | peak |
| 2 * | 11590.131 | 25.88 | 15.03 | 40.91 | 54.00 | -13.09 | AVG |

Remarks:
1.Factor (dB/m) = Antenna Factor (dB/m)+Cable Factor (dB)-Pre-amplifier Factor
2.Margin value = Level -Limit value

| | |
|---|---|
| **Ant. Pol.** | Vertical |
| **Test Mode:** | TX 802.11n(HT40) Mode 5795MHz (U-NII-3) |
| **Remark:** | No report for the emission which more than 20 dB below the prescribed limit. |

| No. | Frequency (MHz) | Reading (dBuV) | Factor (dB/m) | Level (dBuV/m) | Limit (dBuV/m) | Margin (dB) | Detector |
|---|---|---|---|---|---|---|---|
| 1 * | 11589.872 | 26.68 | 15.02 | 41.70 | 54.00 | -12.30 | AVG |
| 2 | 11590.132 | 39.43 | 15.03 | 54.46 | 74.00 | -19.54 | peak |

Remarks:
1.Factor (dB/m) = Antenna Factor (dB/m)+Cable Factor (dB)-Pre-amplifier Factor
2.Margin value = Level -Limit value


For anti-fake verification, please visit the official website of China Inspection And Testing Society : yz.cnca.cn

## 3.3. Band Edge Emissions

**Limit**

**Limits of unwanted emission out of the restricted bands**

**FCC CFR Title 47 Part 15 Subpart E Section 15. 407(b) / RSS-247 6.2**

| Frequency (MHz) | EIRP Limits (dBm) | Equivalent Field Strength at 3m (dBμV/m) |
|---|---|---|
| 5150~5250 | -27 | 68.2 |
| 5250~5350 | -27 | 68.2 |
| 5470~5725 | -27 | 68.2 |
| 5725~5825 | -27 (Note 2) | 68.2 |
| | 10 (Note 2) | 105.2 |
| | 15.6 (Note 2) | 110.8 |
| | 27 (Note 2) | 122.2 |

Note:
1. The following formula is used to convert the equipment isotropic radiated power (eirp) to field strength: E= $\frac{1000000\sqrt{30P}}{3}$ μV/m, where P is the eirp (Watts).
2. According to FCC 16-24, all emissions shall be limited to a level of -27 dBm/MHz at 75 MHz or more above or below the band edge increasing linearly to 10 dBm/MHz at 25 MHz above or below the band edge, and from 25MHz above or below the band edge increasing linearly to a level of 15.6 dBm/MHz at 5 MHz above or below the band edge, and from 5 MHz above or below the band edge increasing linearly to a level of 27dBm/MHz at the band edge.

**Test Configuration**

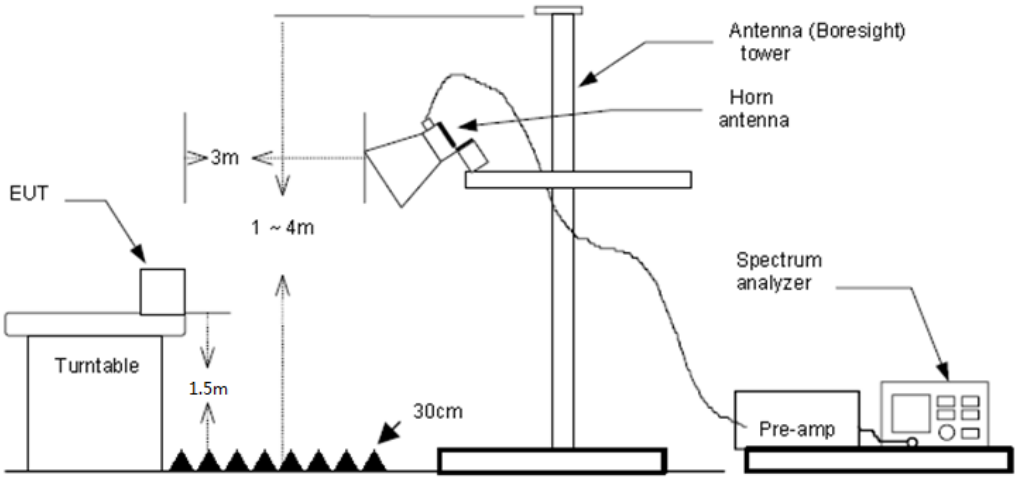



For anti-fake verification, please visit the official website of China Inspection And Testing Society : yz.cnca.cn

**Test Procedure**

1. The EUT was setup and tested according to ANSI C63.10:2013 requirements.
2. The EUT is placed on a turn table which is 1.5 meter above ground. The turn table is rotated 360 degrees to determine the position of the maximum emission level.
3. The EUT was positioned such that the distance from antenna to the EUT was 3 meters.
4. The antenna is scanned from 1 meter to 4 meters to find out the maximum emission level. This is repeated for both horizontal and vertical polarization of the antenna. In order to find the maximum emission, all of the interface cables were manipulated according to ANSI C63.10:2013 on radiated measurement.
5. The receiver set as follow:

RBW=1MHz, VBW=3MHz Peak detector for Peak value.
RBW=1MHz, VBW see note 1 with Peak Detector for Average Value.

Note 1: For measurements above 1 GHz the resolution bandwidth is set to 1 MHz, then the video bandwidth is set to 3 MHz for peak measurements and 1 MHz resolution bandwidth with 1/T video bandwidth with peak detector for average measurements. For the Duty Cycle please refer to clause Duty Cycle.

**Test Mode**

Please refer to the clause 2.4.

**Test Result**

*Note: Pre-scan both 4500-5150MHz, 5350-5460MHz were investigated, report only shows the test data for worst case.*

| Ant. Pol. | Horizontal |
|---|---|
| Test Mode: | TX 802.11a Mode 5180MHz (U-NII-1) |

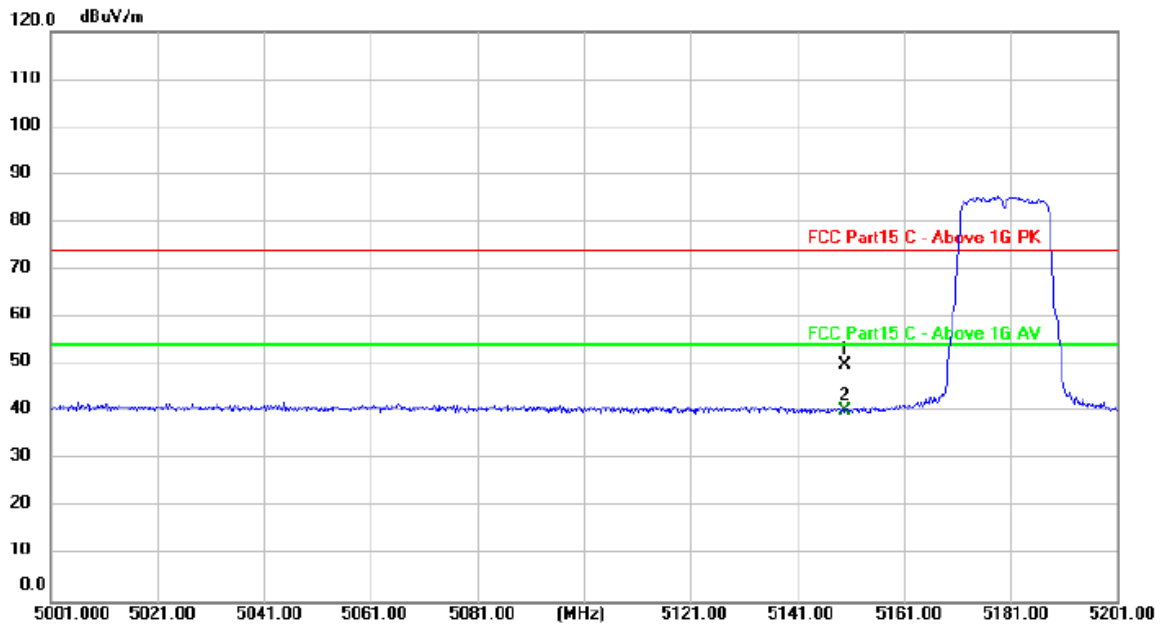


| No. | Frequency (MHz) | Reading (dBuV) | Factor (dB/m) | Level (dBuV/m) | Limit (dBuV/m) | Margin (dB) | Detector |
|---|---|---|---|---|---|---|---|
| 1 | 5150.000 | 12.84 | 37.23 | 50.07 | 74.00 | -23.93 | peak |
| 2 * | 5150.000 | 3.00 | 37.23 | 40.23 | 54.00 | -13.77 | AVG |

Remarks:
1.Factor (dB/m) = Antenna Factor (dB/m)+Cable Factor (dB)-Pre-amplifier Factor
2.Margin value = Level -Limit value

| Ant. Pol. | Vertical |
|---|---|
| Test Mode: | TX 802.11a Mode 5180MHz (U-NII-1) |

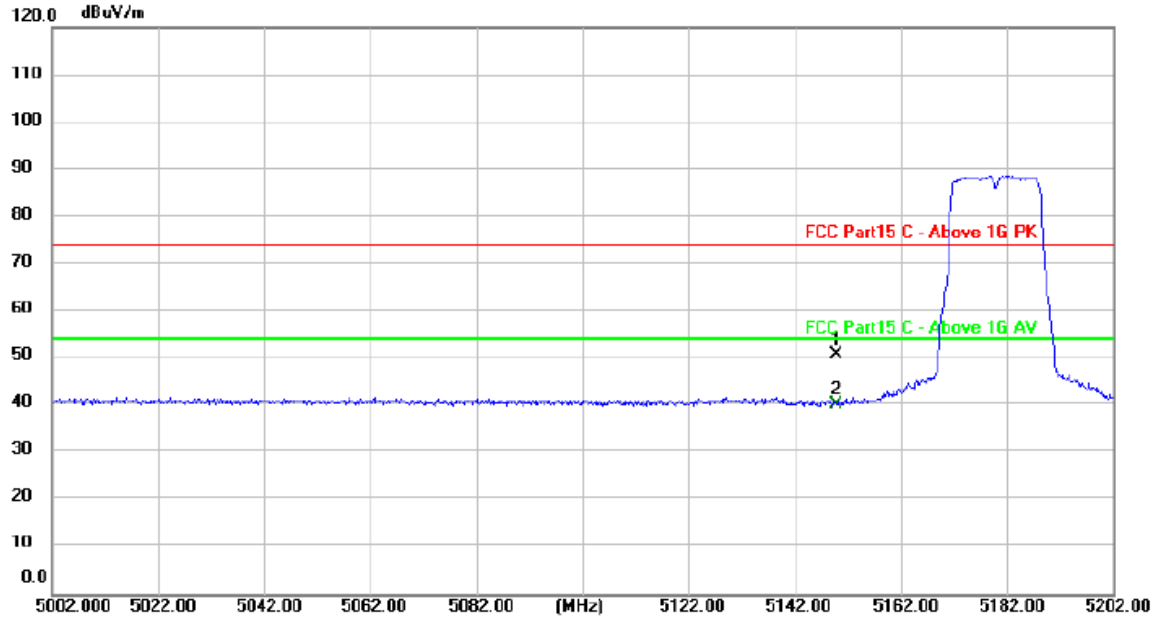


| No. | Frequency (MHz) | Reading (dBuV) | Factor (dB/m) | Level (dBuV/m) | Limit (dBuV/m) | Margin (dB) | Detector |
|---|---|---|---|---|---|---|---|
| 1 | 5150.000 | 13.69 | 37.23 | 50.92 | 74.00 | -23.08 | peak |
| 2 * | 5150.000 | 3.05 | 37.23 | 40.28 | 54.00 | -13.72 | AVG |

Remarks:
1.Factor (dB/m) = Antenna Factor (dB/m)+Cable Factor (dB)-Pre-amplifier Factor
2.Margin value = Level -Limit value


For anti-fake verification, please visit the official website of China Inspection And Testing Society : yz.cnca.cn

| Ant. Pol. | Horizontal |
|---|---|
| Test Mode: | TX 802.11a Mode 5240MHz (U-NII-1) |

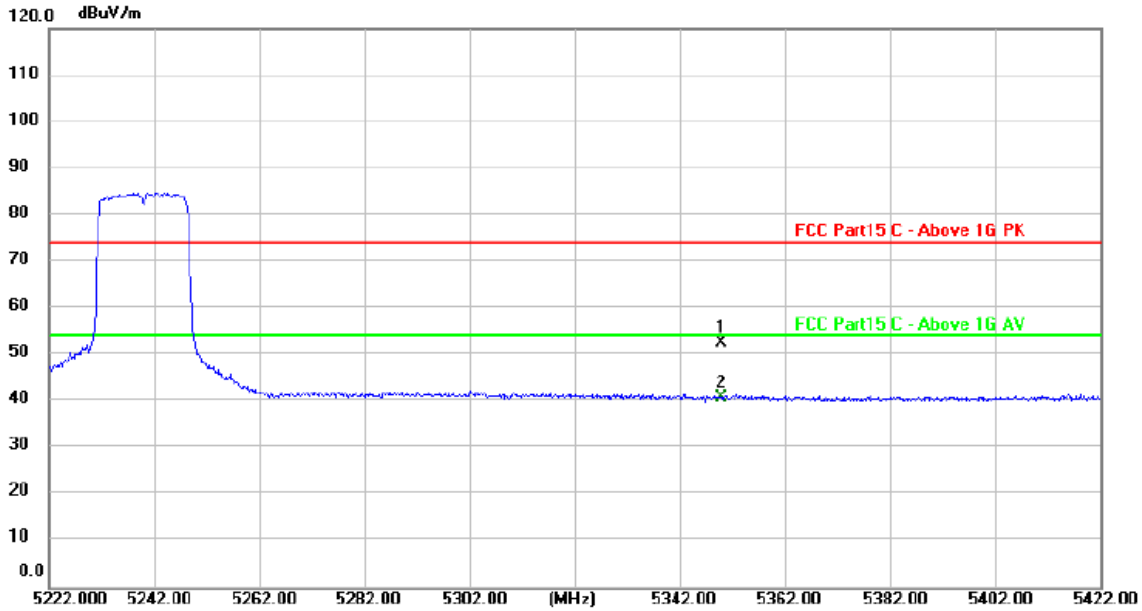


| No. | Frequency (MHz) | Reading (dBuV) | Factor (dB/m) | Level (dBuV/m) | Limit (dBuV/m) | Margin (dB) | Detector |
|---|---|---|---|---|---|---|---|
| 1 | 5350.000 | 15.32 | 37.40 | 52.72 | 74.00 | -21.28 | peak |
| 2 * | 5350.000 | 3.58 | 37.40 | 40.98 | 54.00 | -13.02 | AVG |

Remarks:
1.Factor (dB/m) = Antenna Factor (dB/m)+Cable Factor (dB)-Pre-amplifier Factor
2.Margin value = Level -Limit value


For anti-fake verification, please visit the official website of China Inspection And Testing Society : yz.cnca.cn

| Ant. Pol. | Vertical |
|---|---|
| Test Mode: | TX 802.11a Mode 5240MHz (U-NII-1) |

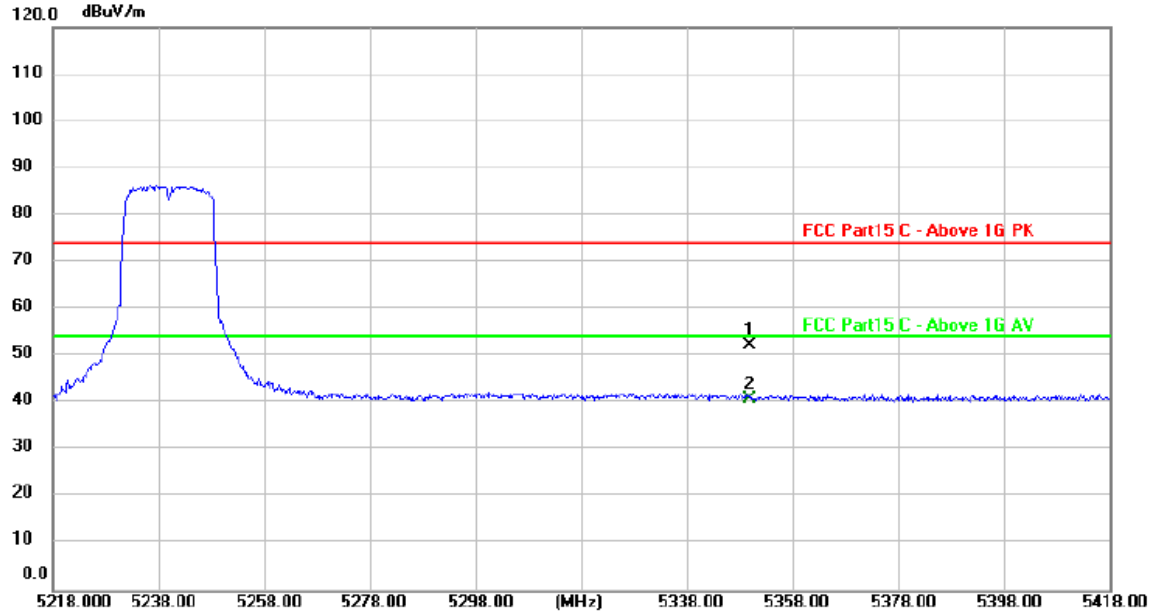


| No. | Frequency (MHz) | Reading (dBuV) | Factor (dB/m) | Level (dBuV/m) | Limit (dBuV/m) | Margin (dB) | Detector |
|---|---|---|---|---|---|---|---|
| 1 | 5350.000 | 14.90 | 37.40 | 52.30 | 74.00 | -21.70 | peak |
| 2 * | 5350.000 | 3.58 | 37.40 | 40.98 | 54.00 | -13.02 | AVG |

Remarks:
1.Factor (dB/m) = Antenna Factor (dB/m)+Cable Factor (dB)-Pre-amplifier Factor
2.Margin value = Level -Limit value


For anti-fake verification, please visit the official website of China Inspection And Testing Society : yz.cnca.cn

| Ant. Pol. | Horizontal |
|---|---|
| Test Mode: | TX 802.11n(HT20) Mode 5180MHz (U-NII-1) |

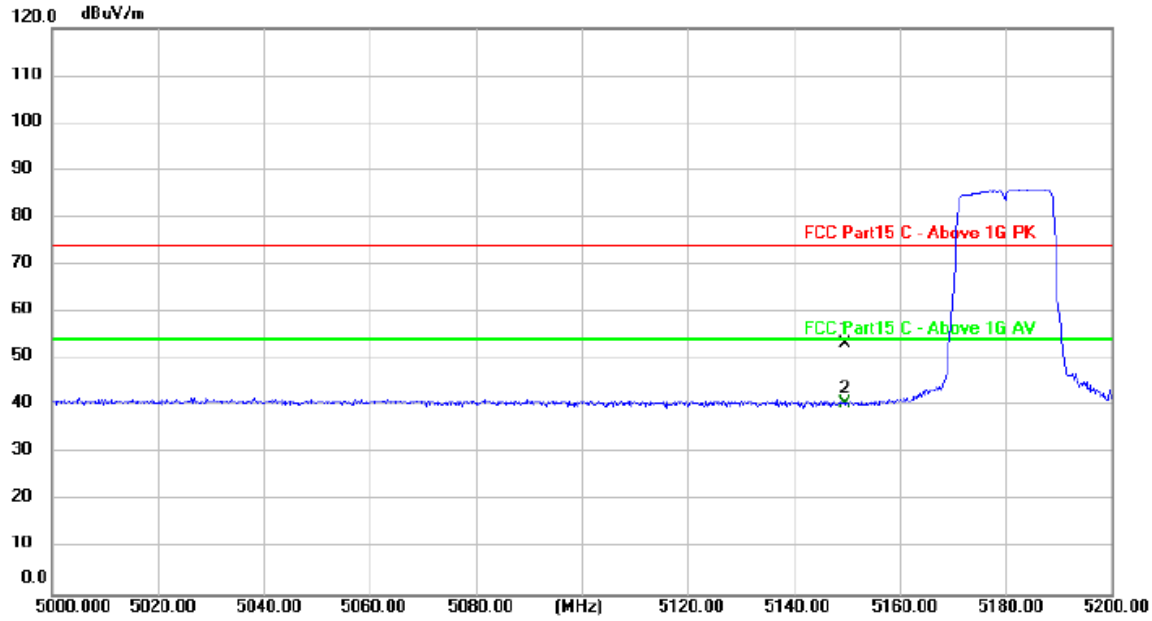


| No. | Frequency (MHz) | Reading (dBuV) | Factor (dB/m) | Level (dBuV/m) | Limit (dBuV/m) | Margin (dB) | Detector |
|---|---|---|---|---|---|---|---|
| 1 | 5150.000 | 15.93 | 37.23 | 53.16 | 74.00 | -20.84 | peak |
| 2 * | 5150.000 | 3.31 | 37.23 | 40.54 | 54.00 | -13.46 | AVG |

Remarks:
1.Factor (dB/m) = Antenna Factor (dB/m)+Cable Factor (dB)-Pre-amplifier Factor
2.Margin value = Level -Limit value

| Ant. Pol. | Vertical |
|---|---|
| Test Mode: | TX 802.11n(HT20) Mode 5180MHz (U-NII-1) |

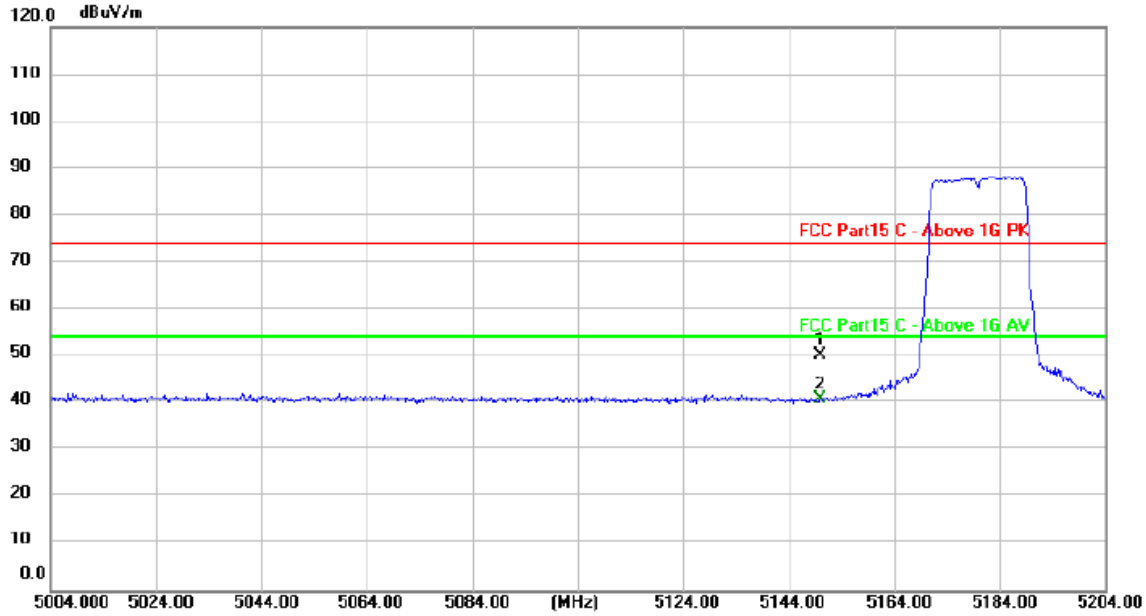


| No. | Frequency (MHz) | Reading (dBuV) | Factor (dB/m) | Level (dBuV/m) | Limit (dBuV/m) | Margin (dB) | Detector |
|---|---|---|---|---|---|---|---|
| 1 | 5150.000 | 13.04 | 37.23 | 50.27 | 74.00 | -23.73 | peak |
| 2 * | 5150.000 | 3.79 | 37.23 | 41.02 | 54.00 | -12.98 | AVG |

Remarks:
1.Factor (dB/m) = Antenna Factor (dB/m)+Cable Factor (dB)-Pre-amplifier Factor
2.Margin value = Level -Limit value


For anti-fake verification, please visit the official website of China Inspection And Testing Society : yz.cnca.cn

| Ant. Pol. | Horizontal |
|---|---|
| Test Mode: | TX 802.11n(HT20) Mode 5240MHz (U-NII-1) |

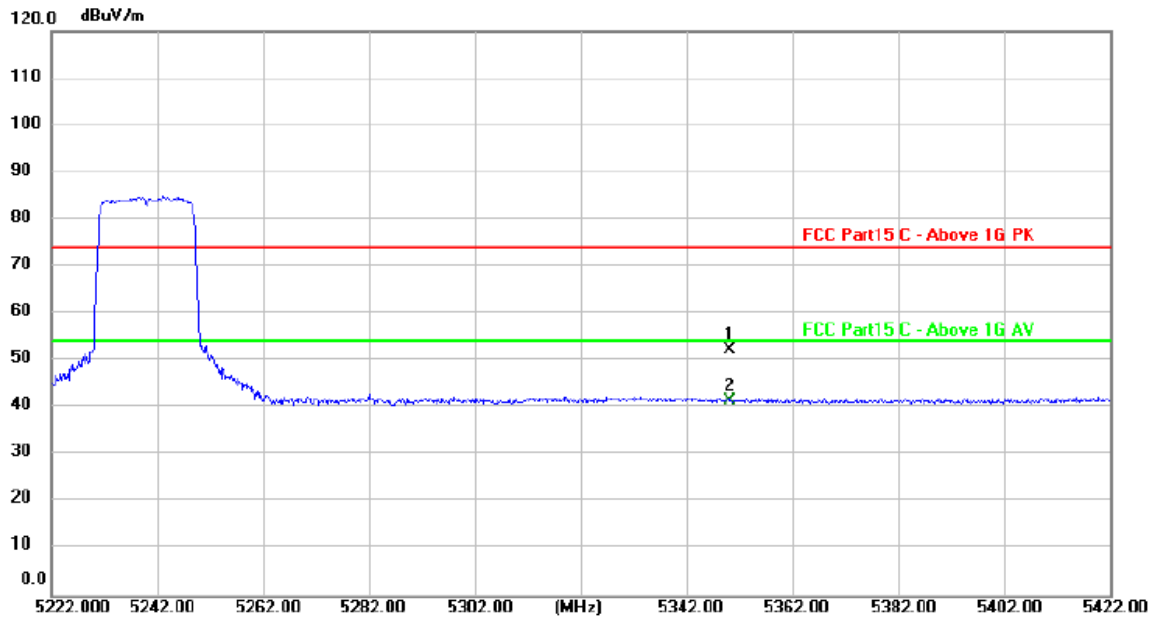


| No. | Frequency (MHz) | Reading (dBuV) | Factor (dB/m) | Level (dBuV/m) | Limit (dBuV/m) | Margin (dB) | Detector |
|---|---|---|---|---|---|---|---|
| 1 | 5350.000 | 15.07 | 37.40 | 52.47 | 74.00 | -21.53 | peak |
| 2 * | 5350.000 | 4.22 | 37.40 | 41.62 | 54.00 | -12.38 | AVG |

Remarks:
1.Factor (dB/m) = Antenna Factor (dB/m)+Cable Factor (dB)-Pre-amplifier Factor
2.Margin value = Level -Limit value


For anti-fake verification, please visit the official website of China Inspection And Testing Society : yz.cnca.cn

| Ant. Pol. | Vertical |
|---|---|
| Test Mode: | TX 802.11n(HT20) Mode 5240MHz (U-NII-1) |

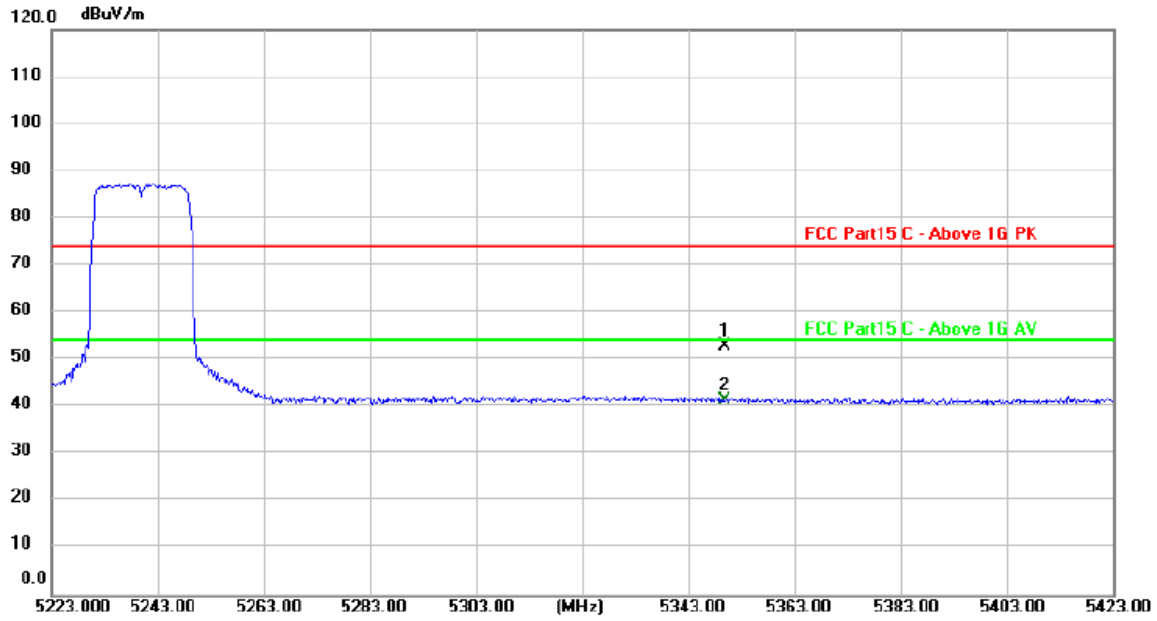


| No. | Frequency (MHz) | Reading (dBuV) | Factor (dB/m) | Level (dBuV/m) | Limit (dBuV/m) | Margin (dB) | Detector |
|---|---|---|---|---|---|---|---|
| 1 | 5350.000 | 15.54 | 37.40 | 52.94 | 74.00 | -21.06 | peak |
| 2 * | 5350.000 | 4.25 | 37.40 | 41.65 | 54.00 | -12.35 | AVG |

Remarks:
1.Factor (dB/m) = Antenna Factor (dB/m)+Cable Factor (dB)-Pre-amplifier Factor
2.Margin value = Level -Limit value


For anti-fake verification, please visit the official website of China Inspection And Testing Society : yz.cnca.cn

| Ant. Pol. | Horizontal |
|---|---|
| Test Mode: | TX 802.11n(HT40) Mode 5190MHz (U-NII-1) |

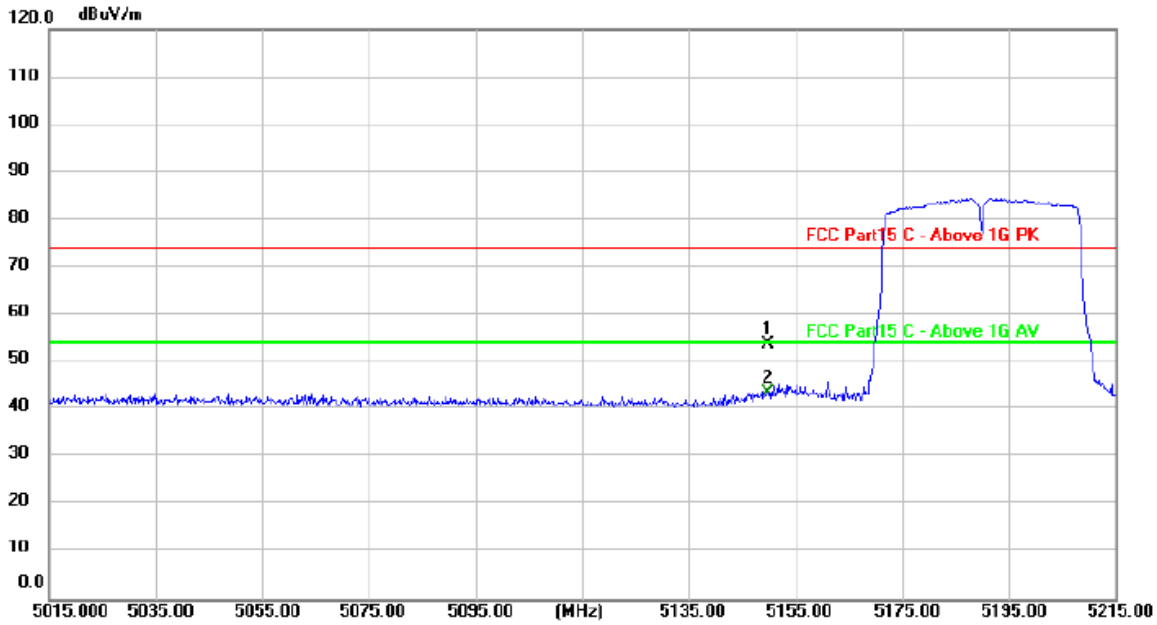


| No. | Frequency (MHz) | Reading (dBuV) | Factor (dB/m) | Level (dBuV/m) | Limit (dBuV/m) | Margin (dB) | Detector |
|---|---|---|---|---|---|---|---|
| 1 | 5150.000 | 16.50 | 37.23 | 53.73 | 74.00 | -20.27 | peak |
| 2 * | 5150.000 | 6.32 | 37.23 | 43.55 | 54.00 | -10.45 | AVG |

Remarks:
1.Factor (dB/m) = Antenna Factor (dB/m)+Cable Factor (dB)-Pre-amplifier Factor
2.Margin value = Level -Limit value


For anti-fake verification, please visit the official website of China Inspection And Testing Society : yz.cnca.cn

| Ant. Pol. | Vertical |
|---|---|
| Test Mode: | TX 802.11n(HT40) Mode 5190MHz (U-NII-1) |

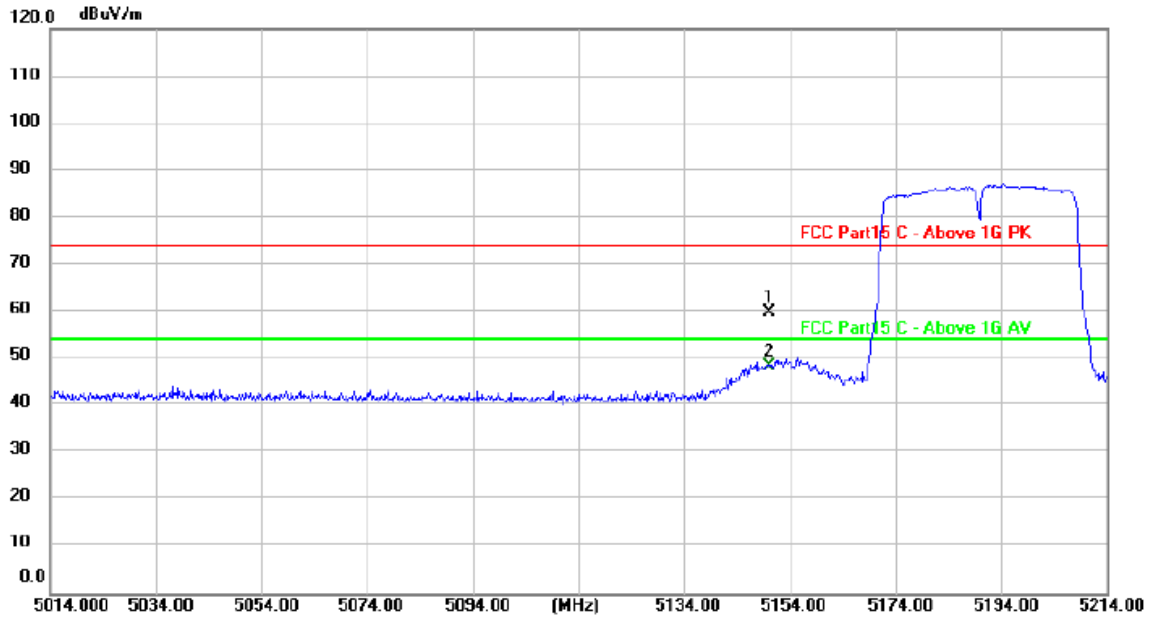


| No. | Frequency (MHz) | Reading (dBuV) | Factor (dB/m) | Level (dBuV/m) | Limit (dBuV/m) | Margin (dB) | Detector |
|---|---|---|---|---|---|---|---|
| 1 | 5150.000 | 22.52 | 37.23 | 59.75 | 74.00 | -14.25 | peak |
| 2 * | 5150.000 | 11.29 | 37.23 | 48.52 | 54.00 | -5.48 | AVG |

Remarks:
1.Factor (dB/m) = Antenna Factor (dB/m)+Cable Factor (dB)-Pre-amplifier Factor
2.Margin value = Level -Limit value


For anti-fake verification, please visit the official website of China Inspection And Testing Society : yz.cnca.cn

| **Ant. Pol.** | Horizontal |
|---|---|
| **Test Mode:** | TX 802.11n(HT40) Mode 5230MHz (U-NII-1) |

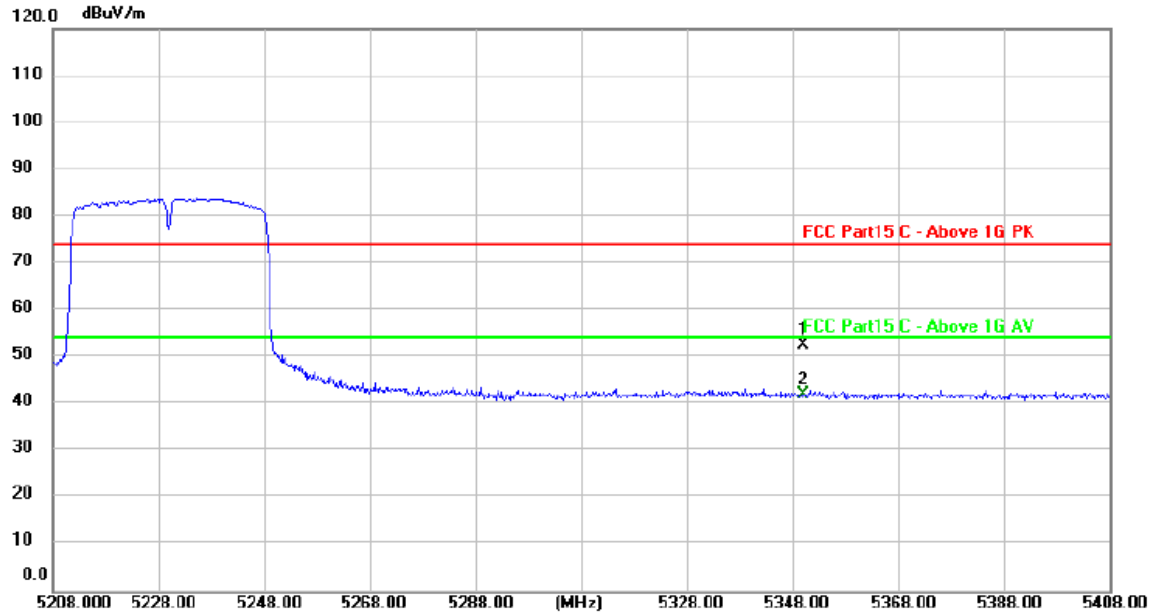


| No. | Frequency (MHz) | Reading (dBuV) | Factor (dB/m) | Level (dBuV/m) | Limit (dBuV/m) | Margin (dB) | Detector |
|---|---|---|---|---|---|---|---|
| 1 | 5350.000 | 15.35 | 37.40 | 52.75 | 74.00 | -21.25 | peak |
| 2 * | 5350.000 | 4.75 | 37.40 | 42.15 | 54.00 | -11.85 | AVG |

Remarks:
1.Factor (dB/m) = Antenna Factor (dB/m)+Cable Factor (dB)-Pre-amplifier Factor
2.Margin value = Level -Limit value


For anti-fake verification, please visit the official website of China Inspection And Testing Society : yz.cnca.cn

| Ant. Pol. | Vertical |
|---|---|
| Test Mode: | TX 802.11n(HT40) Mode 5230MHz (U-NII-1) |

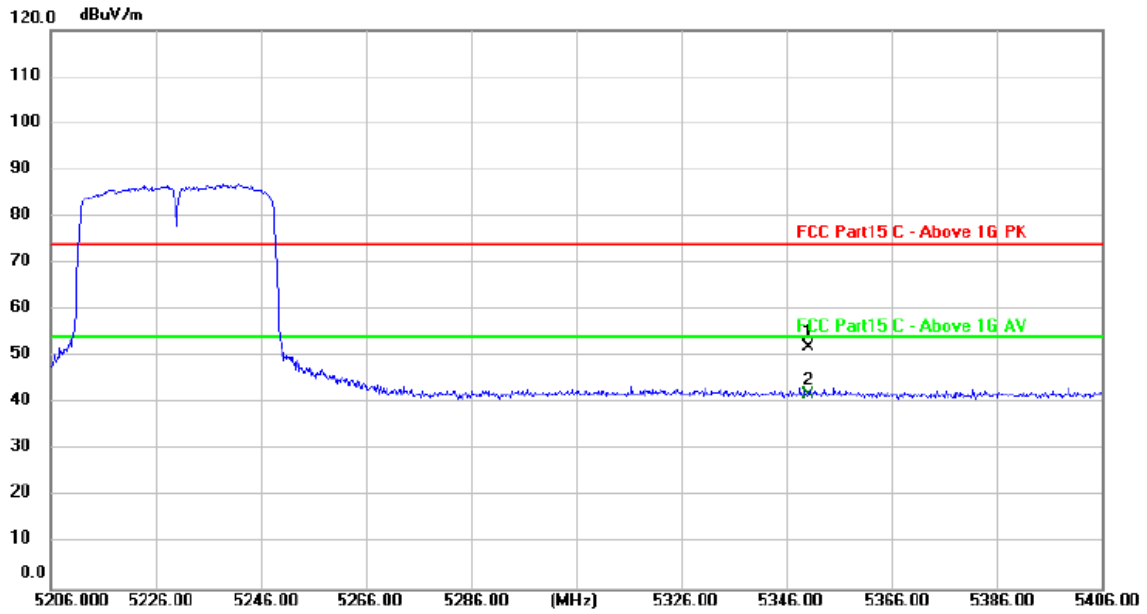


| No. | Frequency (MHz) | Reading (dBuV) | Factor (dB/m) | Level (dBuV/m) | Limit (dBuV/m) | Margin (dB) | Detector |
|---|---|---|---|---|---|---|---|
| 1 | 5350.000 | 14.58 | 37.40 | 51.98 | 74.00 | -22.02 | peak |
| 2 * | 5350.000 | 4.58 | 37.40 | 41.98 | 54.00 | -12.02 | AVG |

Remarks:
1.Factor (dB/m) = Antenna Factor (dB/m)+Cable Factor (dB)-Pre-amplifier Factor
2.Margin value = Level -Limit value


For anti-fake verification, please visit the official website of China Inspection And Testing Society : yz.cnca.cn

| Ant. Pol. | Horizontal |
|---|---|
| Test Mode: | TX 802.11a Mode 5745MHz (U-NII-3) |

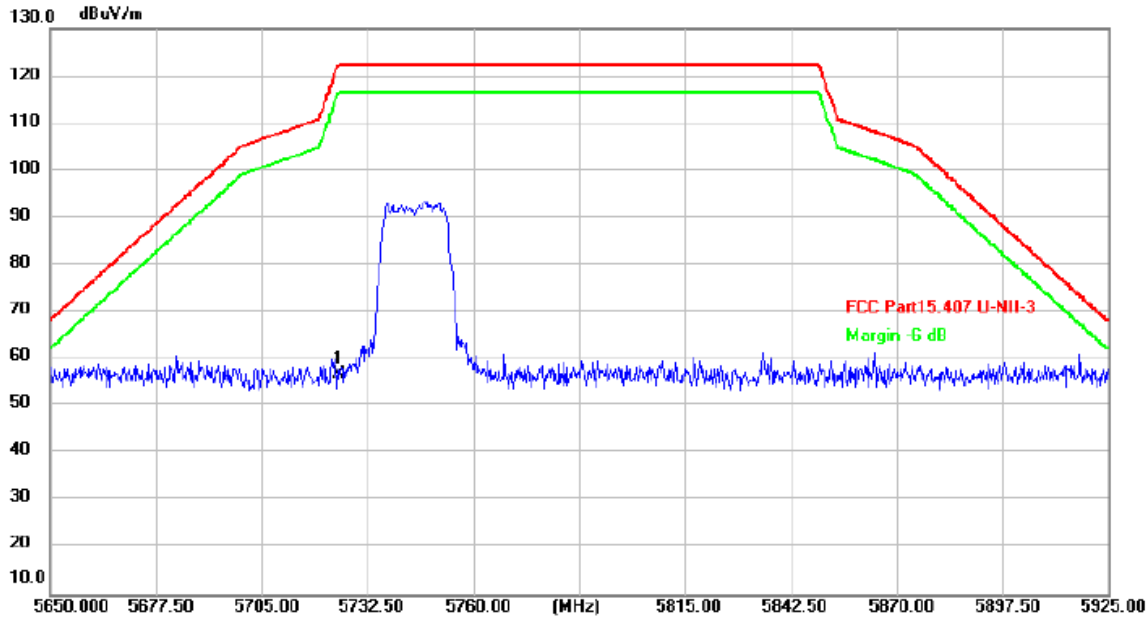


| No. | Frequency (MHz) | Reading (dBuV) | Factor (dB/m) | Level (dBuV/m) | Limit (dBuV/m) | Margin (dB) | Detector |
|---|---|---|---|---|---|---|---|
| 1 * | 5725.000 | 18.85 | 38.16 | 57.01 | 122.20 | -65.19 | peak |

Remarks:
1.Factor (dB/m) = Antenna Factor (dB/m)+Cable Factor (dB)-Pre-amplifier Factor
2.Margin value = Level -Limit value


For anti-fake verification, please visit the official website of China Inspection And Testing Society : yz.cnca.cn

| Ant. Pol. | Vertical |
|---|---|
| Test Mode: | TX 802.11a Mode 5745MHz (U-NII-3) |

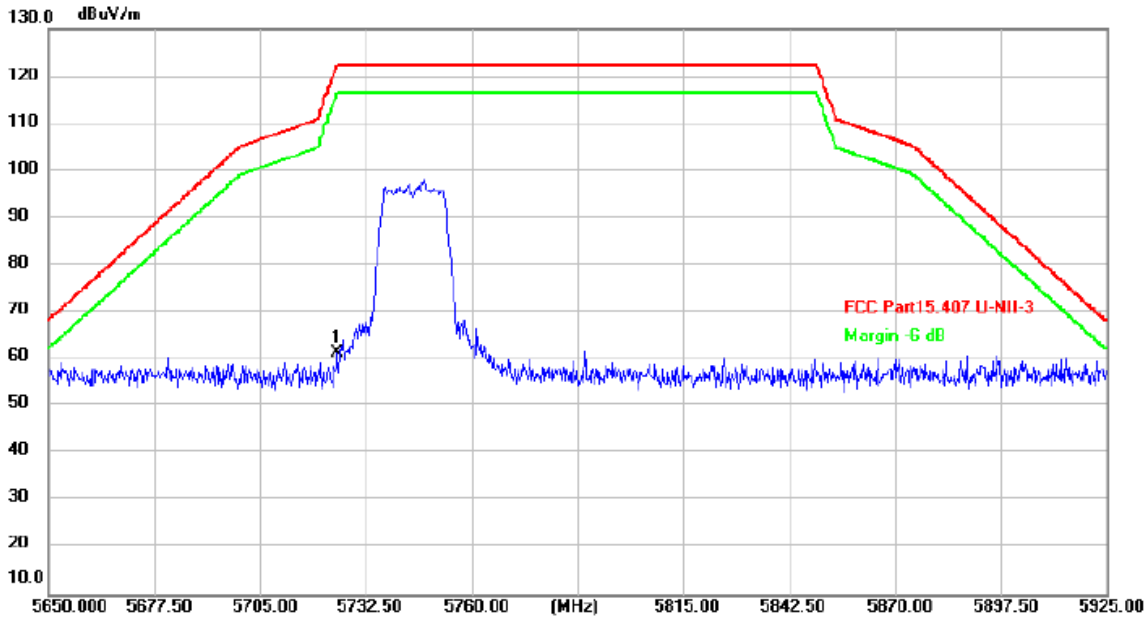


| No. | Frequency (MHz) | Reading (dBuV) | Factor (dB/m) | Level (dBuV/m) | Limit (dBuV/m) | Margin (dB) | Detector |
|---|---|---|---|---|---|---|---|
| 1 * | 5725.000 | 23.32 | 38.16 | 61.48 | 122.20 | -60.72 | peak |

Remarks:
1.Factor (dB/m) = Antenna Factor (dB/m)+Cable Factor (dB)-Pre-amplifier Factor
2.Margin value = Level -Limit value


For anti-fake verification, please visit the official website of China Inspection And Testing Society : yz.cnca.cn

| Ant. Pol. | Horizontal |
|---|---|
| Test Mode: | TX 802.11a Mode 5825MHz (U-NII-3) |

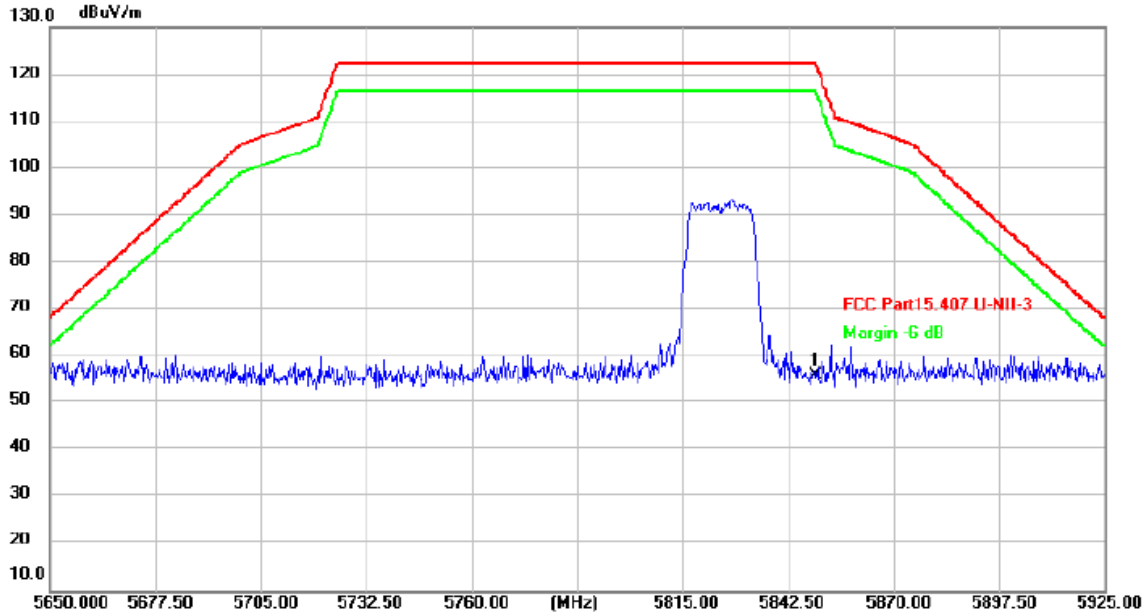


| No. | Frequency (MHz) | Reading (dBuV) | Factor (dB/m) | Level (dBuV/m) | Limit (dBuV/m) | Margin (dB) | Detector |
|---|---|---|---|---|---|---|---|
| 1 * | 5850.000 | 17.55 | 38.47 | 56.02 | 122.20 | -66.18 | peak |

Remarks:
1.Factor (dB/m) = Antenna Factor (dB/m)+Cable Factor (dB)-Pre-amplifier Factor
2.Margin value = Level -Limit value


For anti-fake verification, please visit the official website of China Inspection And Testing Society : yz.cnca.cn

| **Ant. Pol.** | Vertical |
|---|---|
| **Test Mode:** | TX 802.11a Mode 5825MHz (U-NII-3) |

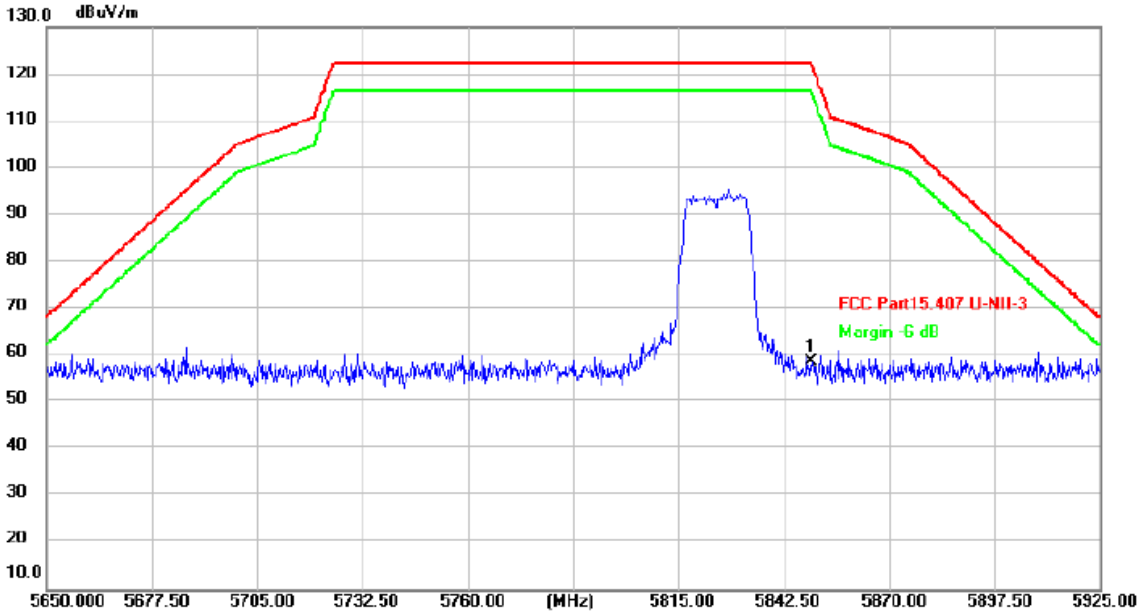


| No. | Frequency (MHz) | Reading (dBuV) | Factor (dB/m) | Level (dBuV/m) | Limit (dBuV/m) | Margin (dB) | Detector |
|---|---|---|---|---|---|---|---|
| 1 * | 5850.000 | 20.16 | 38.47 | 58.63 | 122.20 | -63.57 | peak |

Remarks:
1.Factor (dB/m) = Antenna Factor (dB/m)+Cable Factor (dB)-Pre-amplifier Factor
2.Margin value = Level -Limit value


For anti-fake verification, please visit the official website of China Inspection And Testing Society : yz.cnca.cn

| Ant. Pol. | Horizontal |
|---|---|
| Test Mode: | TX 802.11n(HT20) Mode 5745MHz (U-NII-3) |

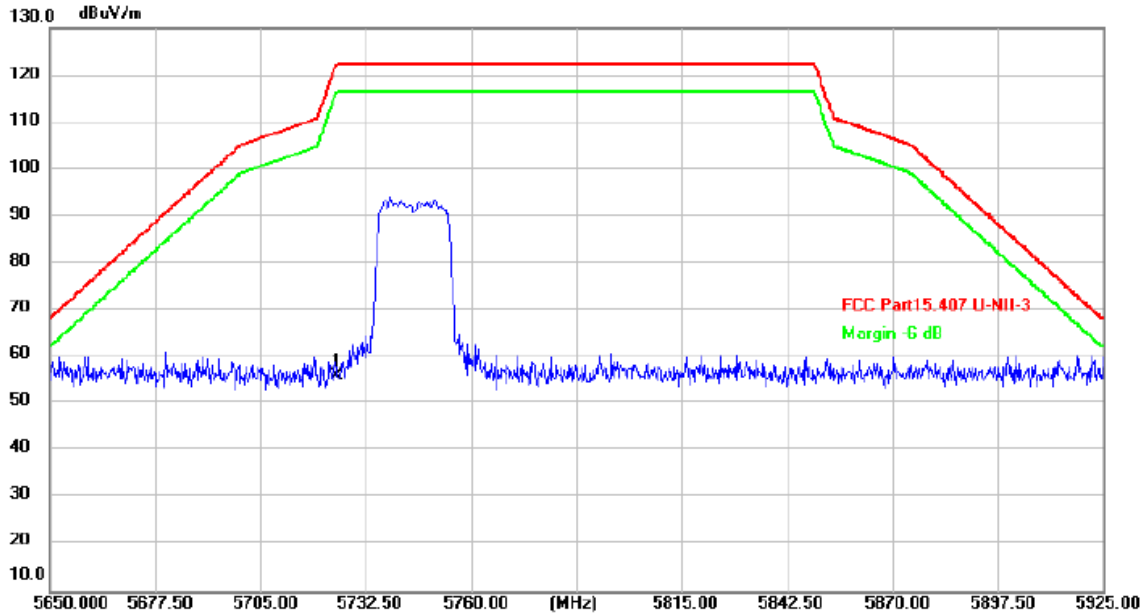


| No. | Frequency (MHz) | Reading (dBuV) | Factor (dB/m) | Level (dBuV/m) | Limit (dBuV/m) | Margin (dB) | Detector |
|---|---|---|---|---|---|---|---|
| 1 * | 5725.000 | 17.76 | 38.16 | 55.92 | 122.20 | -66.28 | peak |

Remarks:
1.Factor (dB/m) = Antenna Factor (dB/m)+Cable Factor (dB)-Pre-amplifier Factor
2.Margin value = Level -Limit value


For anti-fake verification, please visit the official website of China Inspection And Testing Society : yz.cnca.cn

| Ant. Pol. | Vertical |
|---|---|
| Test Mode: | TX 802.11n(HT20) Mode 5745MHz (U-NII-3) |

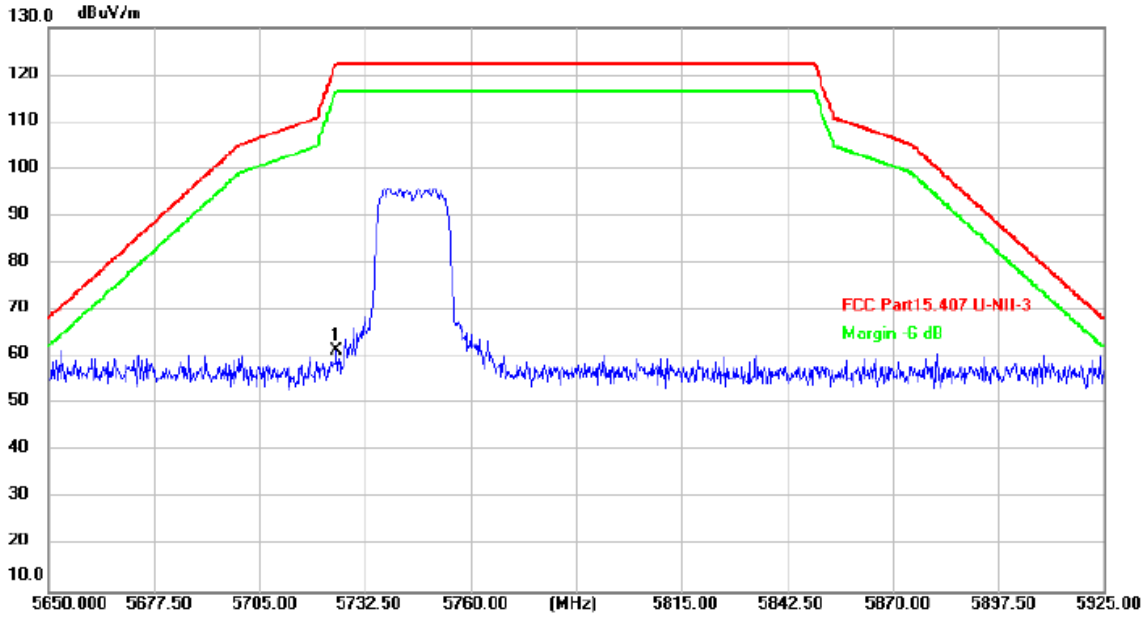


| No. | Frequency (MHz) | Reading (dBuV) | Factor (dB/m) | Level (dBuV/m) | Limit (dBuV/m) | Margin (dB) | Detector |
|---|---|---|---|---|---|---|---|
| 1 * | 5725.000 | 23.24 | 38.16 | 61.40 | 122.20 | -60.80 | peak |

Remarks:
1.Factor (dB/m) = Antenna Factor (dB/m)+Cable Factor (dB)-Pre-amplifier Factor
2.Margin value = Level -Limit value


For anti-fake verification, please visit the official website of China Inspection And Testing Society : yz.cnca.cn

| Ant. Pol. | Horizontal |
|---|---|
| Test Mode: | TX 802.11n(HT20) Mode 5825MHz (U-NII-3) |

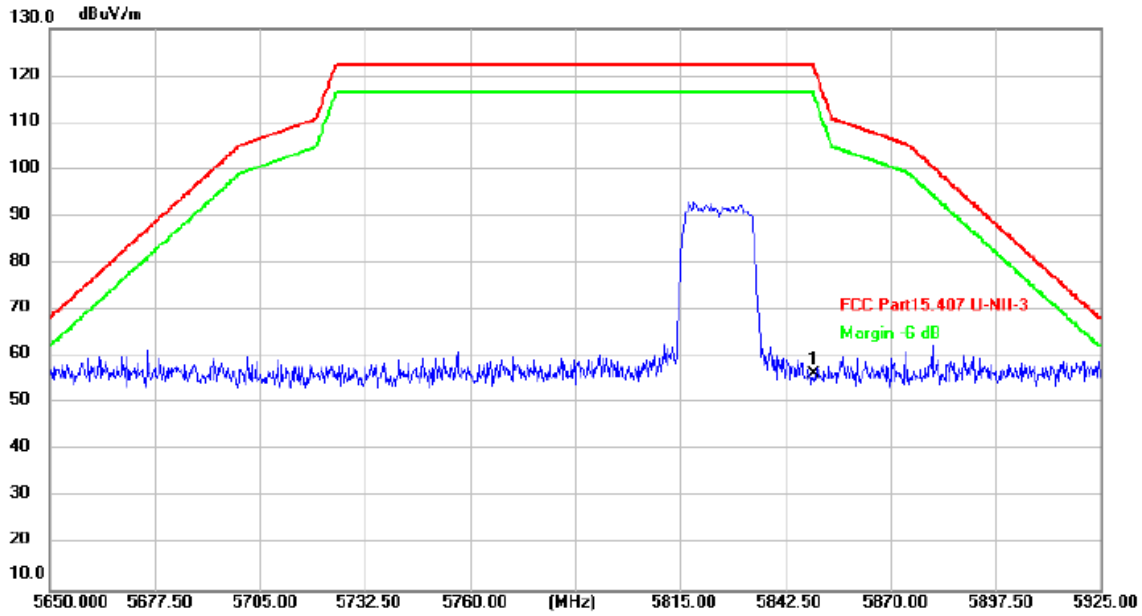


| No. | Frequency (MHz) | Reading (dBuV) | Factor (dB/m) | Level (dBuV/m) | Limit (dBuV/m) | Margin (dB) | Detector |
|---|---|---|---|---|---|---|---|
| 1 * | 5850.000 | 17.90 | 38.47 | 56.37 | 122.20 | -65.83 | peak |

Remarks:
1.Factor (dB/m) = Antenna Factor (dB/m)+Cable Factor (dB)-Pre-amplifier Factor
2.Margin value = Level -Limit value


For anti-fake verification, please visit the official website of China Inspection And Testing Society : yz.cnca.cn

| Ant. Pol. | Vertical |
|---|---|
| Test Mode: | TX 802.11n(HT20) Mode 5825MHz (U-NII-3) |

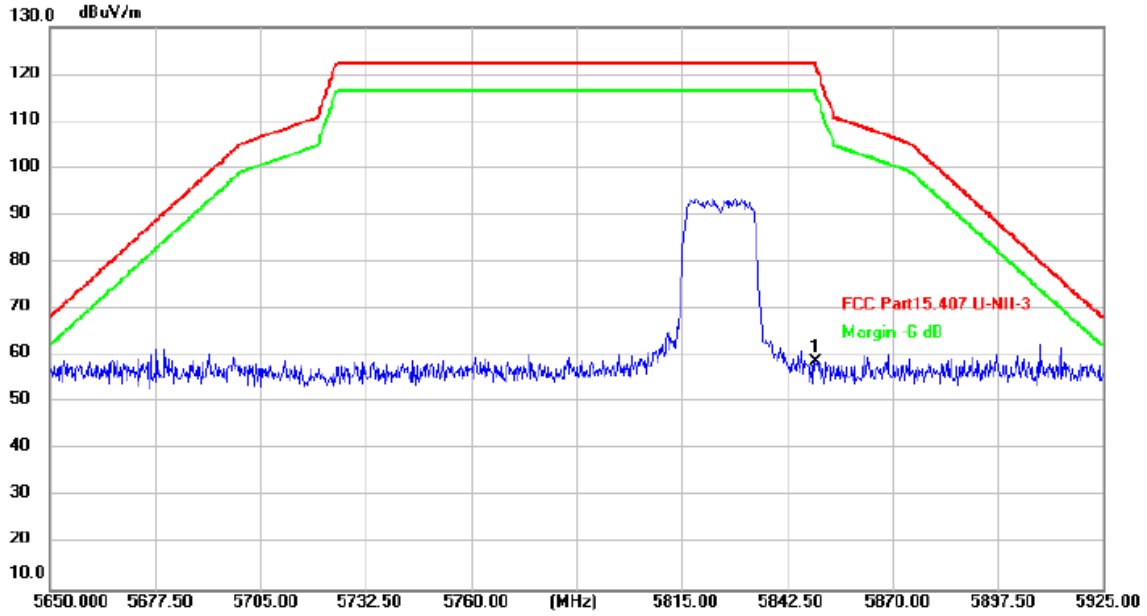


| No. | Frequency (MHz) | Reading (dBuV) | Factor (dB/m) | Level (dBuV/m) | Limit (dBuV/m) | Margin (dB) | Detector |
|---|---|---|---|---|---|---|---|
| 1 * | 5850.000 | 20.35 | 38.47 | 58.82 | 122.20 | -63.38 | peak |

Remarks:
1.Factor (dB/m) = Antenna Factor (dB/m)+Cable Factor (dB)-Pre-amplifier Factor
2.Margin value = Level -Limit value


For anti-fake verification, please visit the official website of China Inspection And Testing Society : yz.cnca.cn

| Ant. Pol. | Horizontal |
|---|---|
| Test Mode: | TX 802.11n(HT40) Mode 5755MHz (U-NII-3) |

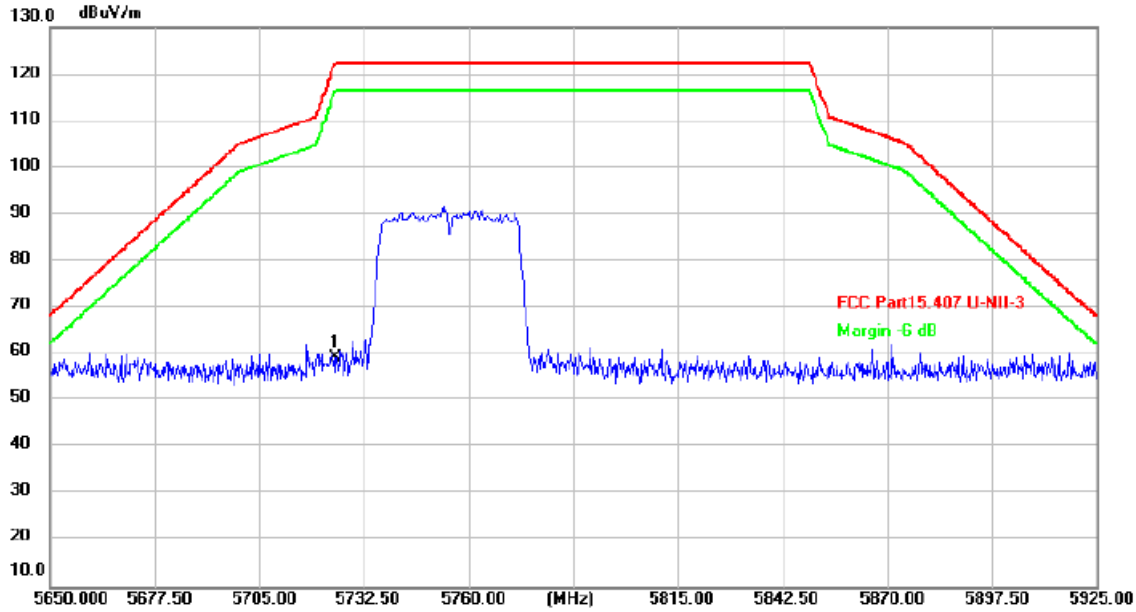


| No. | Frequency (MHz) | Reading (dBuV) | Factor (dB/m) | Level (dBuV/m) | Limit (dBuV/m) | Margin (dB) | Detector |
|---|---|---|---|---|---|---|---|
| 1 * | 5725.000 | 21.23 | 38.16 | 59.39 | 122.20 | -62.81 | peak |

Remarks:
1.Factor (dB/m) = Antenna Factor (dB/m)+Cable Factor (dB)-Pre-amplifier Factor
2.Margin value = Level -Limit value


For anti-fake verification, please visit the official website of China Inspection And Testing Society : yz.cnca.cn

| Ant. Pol. | Vertical |
|---|---|
| Test Mode: | TX 802.11n(HT40) Mode 5755MHz (U-NII-3) |

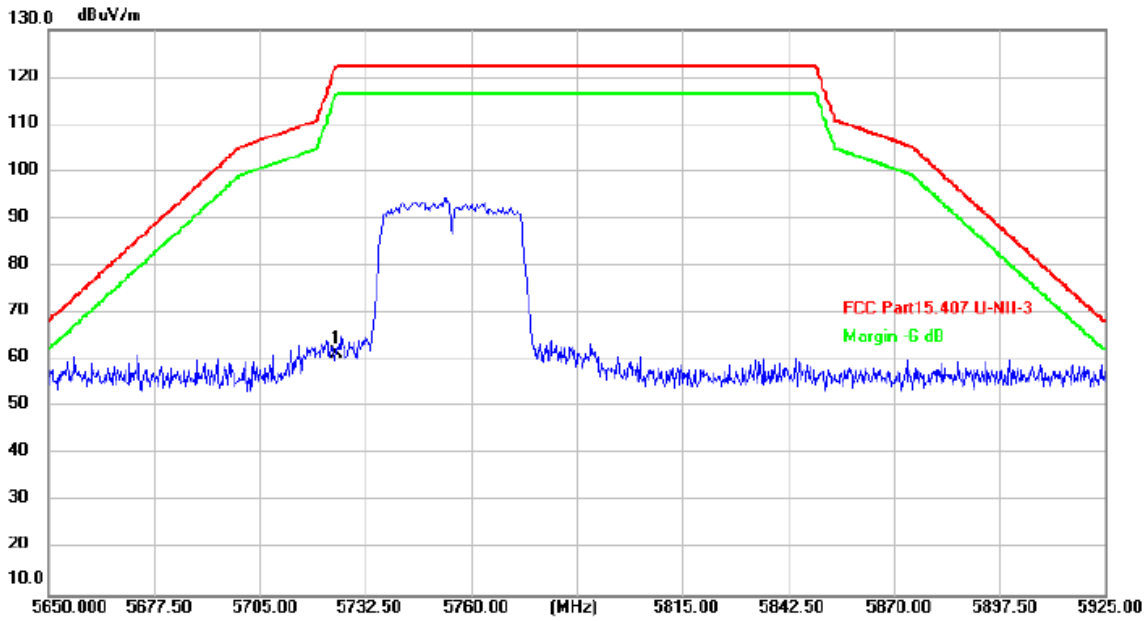


| No. | Frequency (MHz) | Reading (dBuV) | Factor (dB/m) | Level (dBuV/m) | Limit (dBuV/m) | Margin (dB) | Detector |
|---|---|---|---|---|---|---|---|
| 1 * | 5725.000 | 23.42 | 38.16 | 61.58 | 122.20 | -60.62 | peak |

Remarks:
1.Factor (dB/m) = Antenna Factor (dB/m)+Cable Factor (dB)-Pre-amplifier Factor
2.Margin value = Level -Limit value


For anti-fake verification, please visit the official website of China Inspection And Testing Society : yz.cnca.cn

| Ant. Pol. | Horizontal |
|---|---|
| Test Mode: | TX 802.11n(HT40) Mode 5795MHz (U-NII-3) |

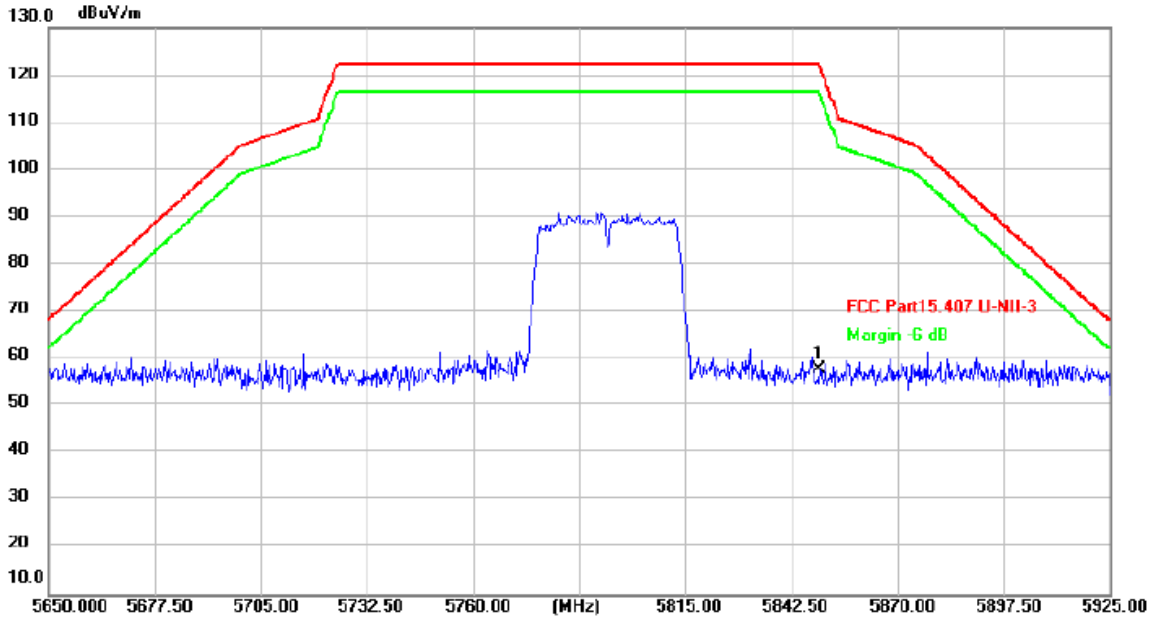


| No. | Frequency (MHz) | Reading (dBuV) | Factor (dB/m) | Level (dBuV/m) | Limit (dBuV/m) | Margin (dB) | Detector |
|---|---|---|---|---|---|---|---|
| 1 * | 5850.000 | 19.42 | 38.47 | 57.89 | 122.20 | -64.31 | peak |

Remarks:
1.Factor (dB/m) = Antenna Factor (dB/m)+Cable Factor (dB)-Pre-amplifier Factor
2.Margin value = Level -Limit value


For anti-fake verification, please visit the official website of China Inspection And Testing Society : yz.cnca.cn

| Ant. Pol. | Vertical |
|---|---|
| Test Mode: | TX 802.11n(HT40) Mode 5795MHz (U-NII-3) |

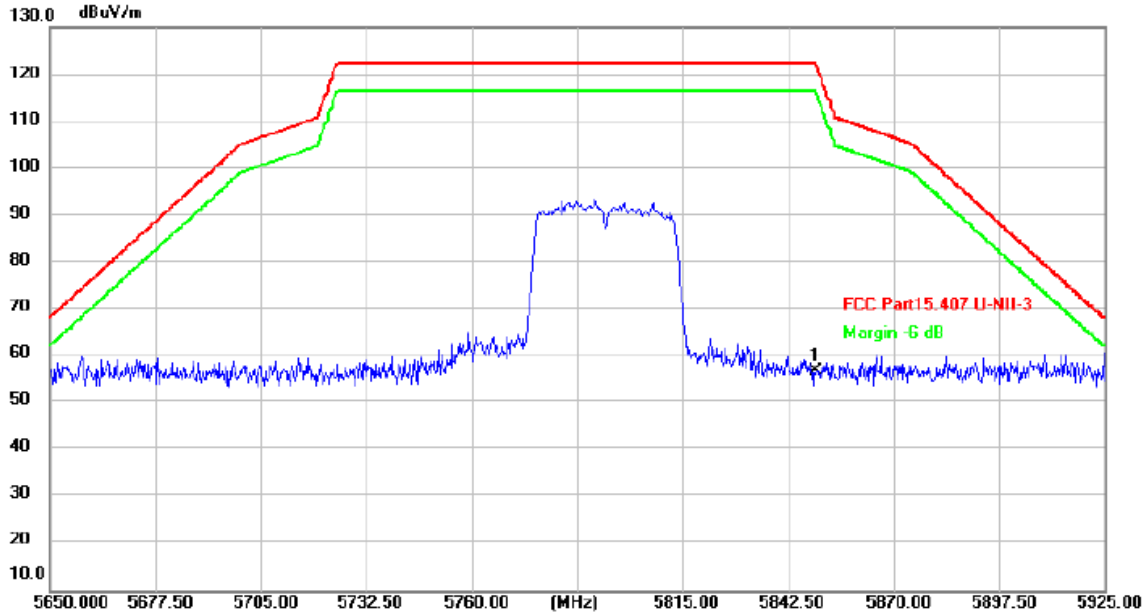


| No. | Frequency (MHz) | Reading (dBuV) | Factor (dB/m) | Level (dBuV/m) | Limit (dBuV/m) | Margin (dB) | Detector |
|---|---|---|---|---|---|---|---|
| 1 * | 5850.000 | 18.36 | 38.47 | 56.83 | 122.20 | -65.37 | peak |

Remarks:
1.Factor (dB/m) = Antenna Factor (dB/m)+Cable Factor (dB)-Pre-amplifier Factor
2.Margin value = Level -Limit value


For anti-fake verification, please visit the official website of China Inspection And Testing Society : yz.cnca.cn