LED strip light

Download App Software

Please download "LotusLamp X" in the app store or scan the QR code below to download.

1. Download the "LotusLamp X" app with your phone by scanning the QR code on the user manual or searching for the Lotus Lamp app in the iPhone App Store or Google Play Store

2. After the APP are downloaded successfully, you need to turn on Bluetooth function on your phone firstly, then plug in the strip light, then open the APP, your APP will pair with the strip light automatically and you can control it.

Unable to Connect Troubleshooting

(1) Check if the power supply of the light strip is normal.
(2) Check if the Bluetooth is turn on.
(3) Check if there are other mobile phone are connected, Bluetooth 4.0 only support connections one to many, dose not support many to many.
(4) Check APP Bluetooth setting if the phone is connected to the device, if connect, exit the APP and reopen, the APP will go to connect automatically.
(5) Normal operations and can not connect, please exit the APP and reopen.
(6) Exit APP, restart mobile phone, power on the strip light, reopen the APP, then them will connect automatically.

Product Description

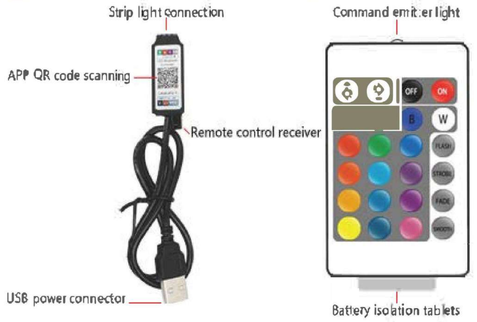

Controller Remote control

Important

1. Infrared Receivers
When the controller receives the infrared signal transmitted by the remote control, make sure that there is no obstacle between the remote control and the infrared receiver. The remote control and the infrared receiver maintain an angle of 120 degrees.

2. Led strip interface
RGB light with connection port, make sure that the connection corresponds to the indication of the arrow. Prolonged time in the wrong position could cause a short circuit due to prolonged heat.

3. DC power connector
When the DC5V power input, make sure that the power input and voltage match the voltage of the lamp, e.g.: 5V power supply with 5V lamp, the 12V power supply cannot be used with 5V lamp, It could damage the lamp or the smart music controller.

4. Infrared transmitter.
Remote control infrared signal transmitter, point to the receiver on the controller to transmit the signal and confirm, Avoid barriers, they could interfere with the correct reception of the signal. The maximum distance to use the controller is 10m.

5. Battery.
It has been equipped with a battery, remove the insulating plastic before use.

Remote control, function and dimensions

*Connection diagram.

Note: The red arrow of the control device needs to be aligned with the arrow of the light strip.

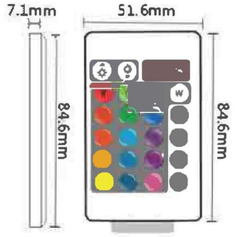

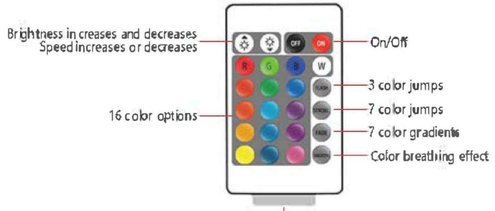

*Battery isolation tablets need to be removed for use

This device complies with part 15 of the FCC Rules. Operation is subject to the following two conditions: (1) This device may not cause harmful interference, and (2) this device must accept any interference received, including interference that may cause undesired operation.

Any Changes or modifications not expressly approved by the party responsible for compliance could void the user's authority to operate the equipment.

Note: This equipment has been tested and found to comply with the limits for a Class B digital device, pursuant to part 15 of the FCC Rules. These limits are designed to provide reasonable protection against harmful interference in a residential installation. This equipment generates uses and can radiate radio frequency energy and, if not installed and used in accordance with the instructions, may cause harmful interference to radio communications. However, there is no guarantee that interference will not occur in a particular installation. If this equipment does cause harmful interference to radio or television reception, which can be determined by turning the equipment off and on, the user is encouraged to try to correct the interference by one or more of the following measures:

-Reorient or relocate the receiving antenna.

-Increase the separation between the equipment and receiver.

-Connect the equipment into an outlet on a circuit different from that to which the receiver is connected.

-Consult the dealer or an experienced radio/TV technician for help.

FCC Radiation Exposure statement

The device has been evaluatec to meel general RF exposure requirement. The device can be used in portable exposure condition without restriction.