Appendix Test Data

Report No.:	1812C50151112501	Test Sample No.:	1-2-2
Start Test Date:	2025-04-21	Finish Test Date:	2025-04-21
Test Engineer:	Alex Peng	Auditor:	Justin Feng
Temperature:	26.2℃	Relative Humidity:	50%
Pressure:	101kPa		

Appendix A: 6dB Bandwidth

Test Result

Test Mode	Antenna	Frequency[MHz]	6dB BW [MHz]	FL[MHz]	FH[MHz]	Limit[MHz]	Verdict
2.4G	Ant1	2405	0.728	2404.644	2405.372	0.5	PASS
2.4G	Ant1	2447	0.716	2446.644	2447.360	0.5	PASS
2.4G	Ant1	2476	0.720	2475.640	2476.360	0.5	PASS

Test Graphs

2.4G-Ant1-2405-PASS

2.4G-Ant1-2447-PASS

2.4G-Ant1-2476-PASS

Appendix B: 99% Occupied Bandwidth

Test Result

Test Mode	Antenna	Frequency[MHz]	OCB [MHz]	FL[MHz]	FH[MHz]	Limit[MHz]	Verdict
2.4G	Ant1	2405	1.0576	2404.4953	2405.5529	---	---
2.4G	Ant1	2447	1.0637	2446.4889	2447.5526	---	---
2.4G	Ant1	2476	1.0581	2475.4964	2476.5545	---	---

Test Graphs

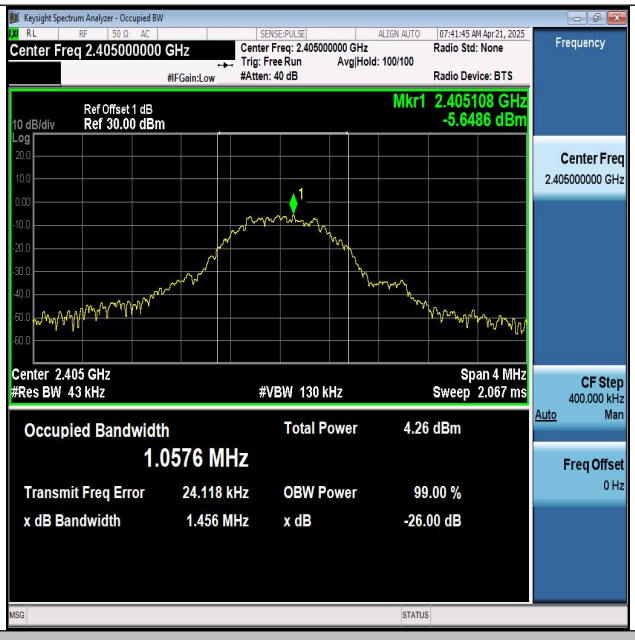

2.4G-Ant1-2405

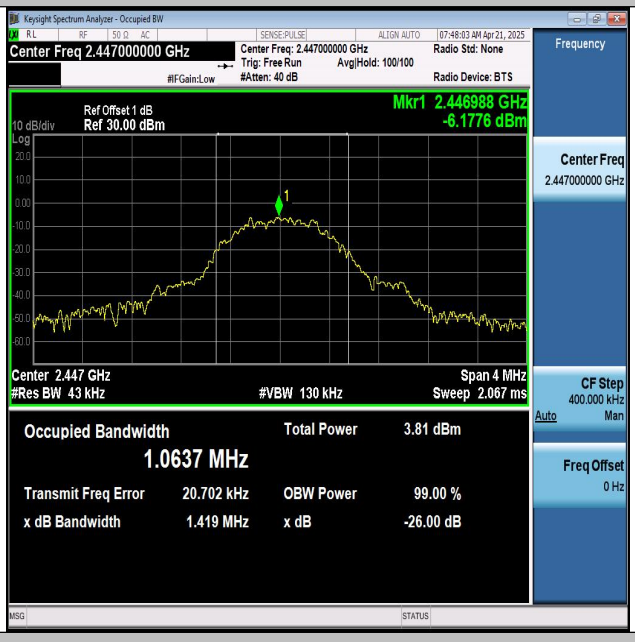

2.4G-Ant1-2447

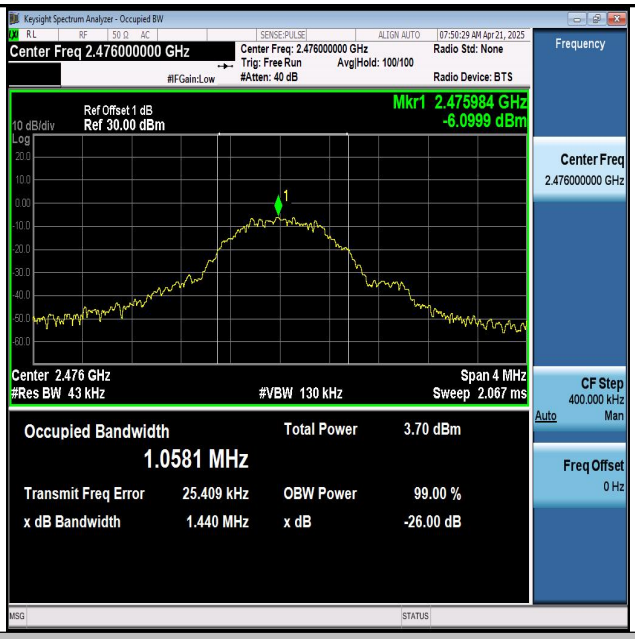

2.4G-Ant1-2476

Appendix C: Maximum conducted output power

Test Result Peak

Test Mode	Antenna	Frequency [MHz]	Conducted Peak Power[dBm]	Conducted Limit[dBm]	Verdict
2.4G	Ant1	2405	-1.93	≤30	PASS
2.4G	Ant1	2447	-2.13	≤30	PASS
2.4G	Ant1	2476	-2.24	≤30	PASS

Test Graphs Peak

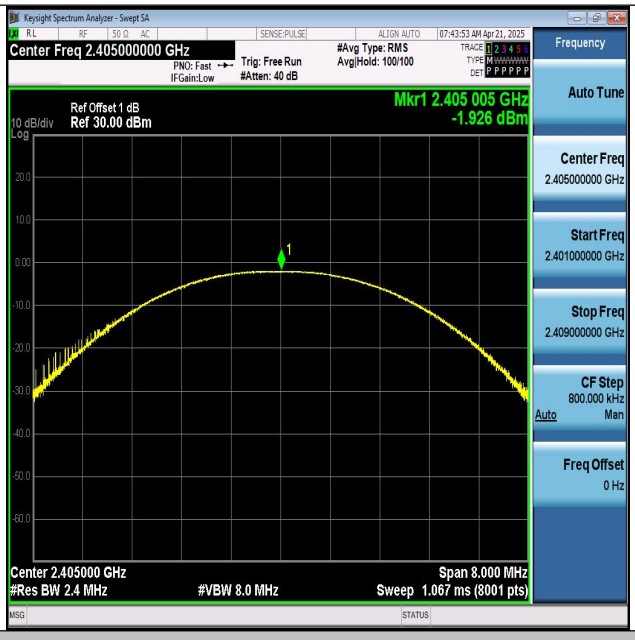

2.4G-Ant1-2405-PASS

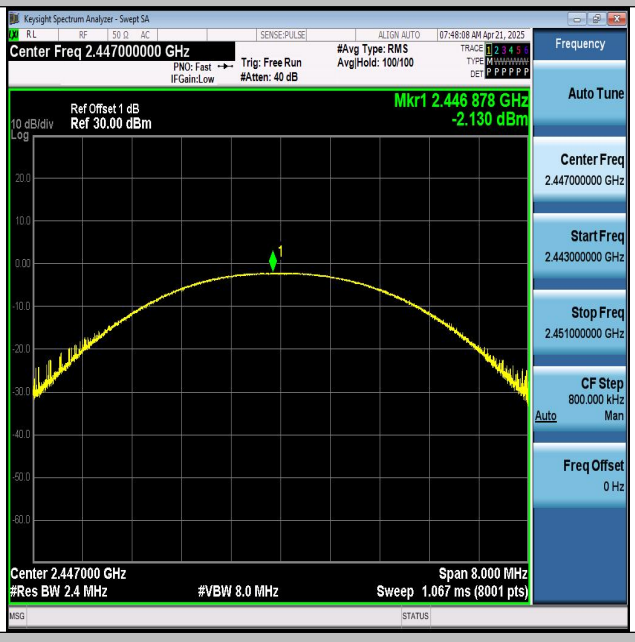

2.4G-Ant1-2447-PASS

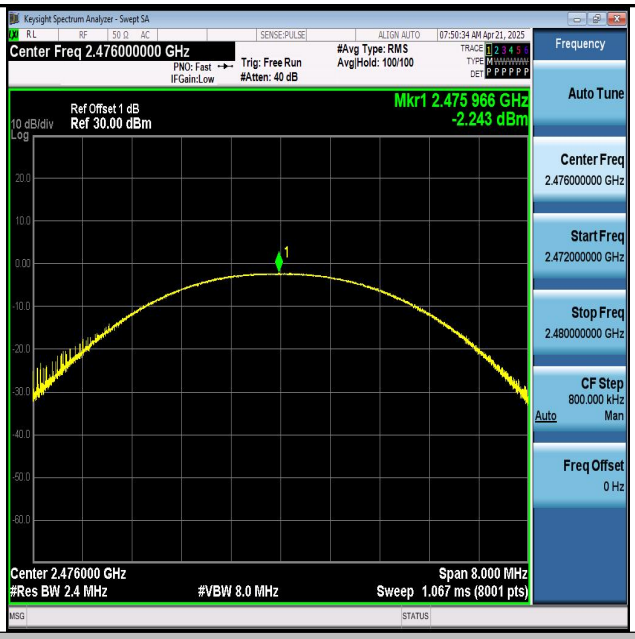

2.4G-Ant1-2476-PASS

Appendix D: Maximum power spectral density

Test Result

TestMode	Antenna	Frequency[MHz]	Result[dBm/3kHz]	Limit[dBm/3kHz]	Verdict
2.4G	Ant1	2405	-16.66	≤8.00	PASS
2.4G	Ant1	2447	-16.97	≤8.00	PASS
2.4G	Ant1	2476	-16.86	≤8.00	PASS

Note:PSD(dBm/3kHz)= PSD(dBm/30kHz)- (10*log(30/3)).

Test Graphs

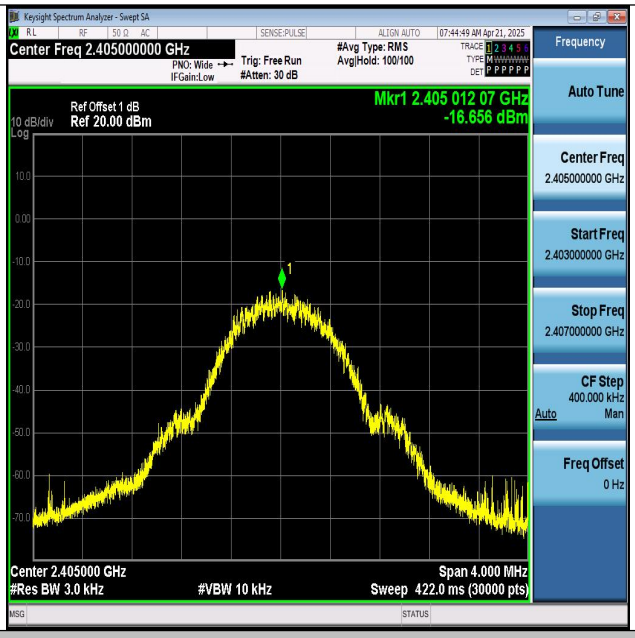

2.4G-Ant1-2405-PASS

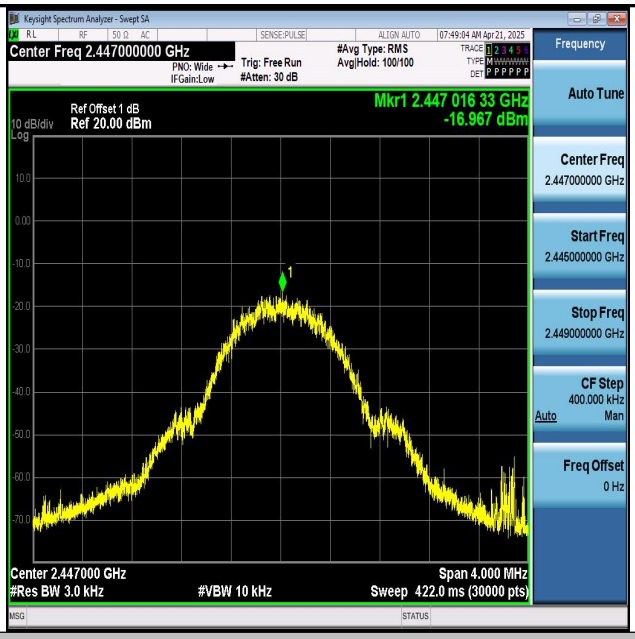

2.4G-Ant1-2447-PASS

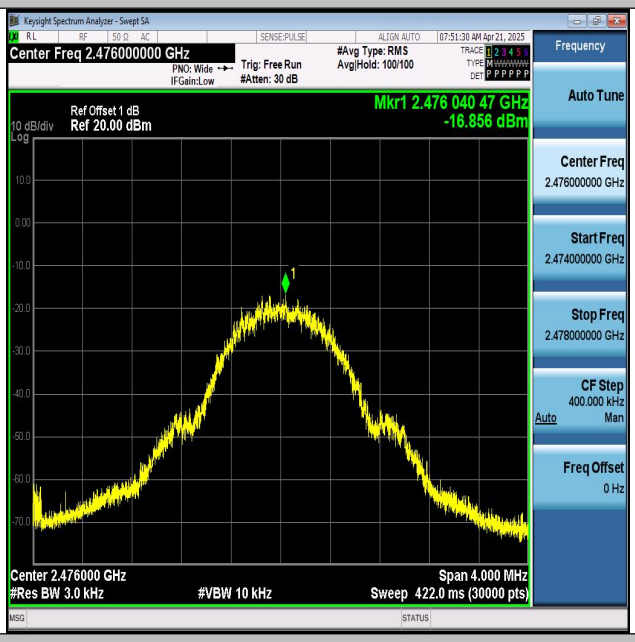

2.4G-Ant1-2476-PASS

Appendix E: Band edge measurements

Test Result

Test Mode	Antenna	ChName	Frequency [MHz]	RefLevel [dBm]	Result [dBm]	Limit [dBm]	Verdict
2.4G	Ant1	Low	2405	-3.44	-57.78	≤-23.44	PASS
2.4G	Ant1	High	2476	-3.92	-55.76	≤-23.92	PASS

Test Graphs

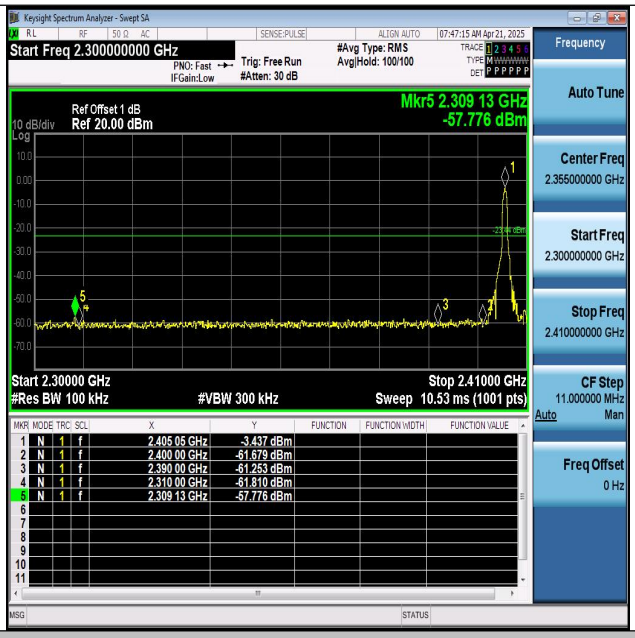

2.4G-Ant1-2405-PASS

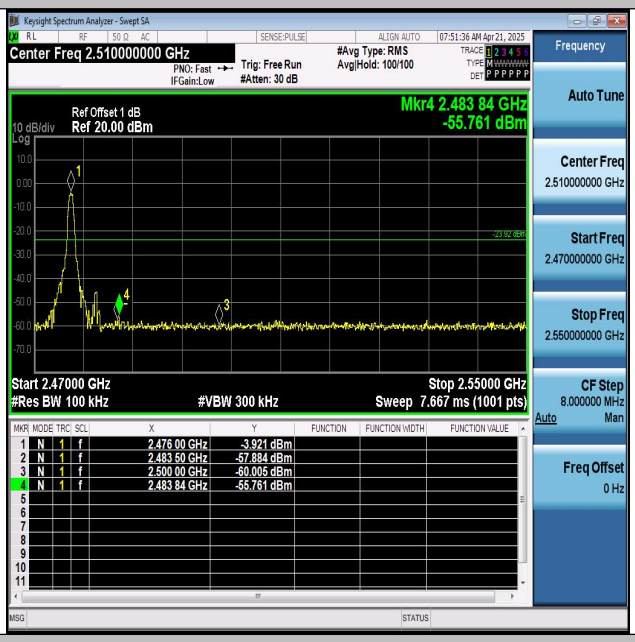

2.4G-Ant1-2476-PASS

Appendix F: Conducted Spurious Emission

Test Result

Test Mode	Antenna	Frequency [MHz]	Freq. Range [MHz]	Ref. Level [dBm]	Result [dBm]	Limit [dBm]	Verdict
2.4G	Ant1	2405	0~Reference	-3.92	-3.92	---	PASS
2.4G	Ant1	2405	30~1000	-3.92	-66.02	≤-23.92	PASS
2.4G	Ant1	2405	1000~26500	-3.92	-50.01	≤-23.92	PASS
2.4G	Ant1	2447	0~Reference	-4.09	-4.09	---	PASS
2.4G	Ant1	2447	30~1000	-4.09	-66.7	≤-24.09	PASS
2.4G	Ant1	2447	1000~26500	-4.09	-52.49	≤-24.09	PASS
2.4G	Ant1	2476	0~Reference	-4.40	-4.40	---	PASS
2.4G	Ant1	2476	30~1000	-4.40	-65.86	≤-24.4	PASS
2.4G	Ant1	2476	1000~26500	-4.40	-53.82	≤-24.4	PASS

Test Graphs

2.4G-Ant1-2405-0~Reference-PASS

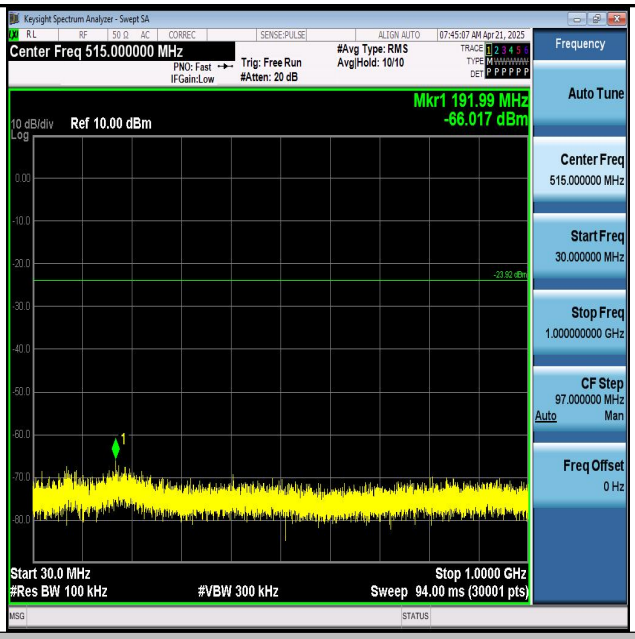

2.4G-Ant1-2405-30~1000-PASS

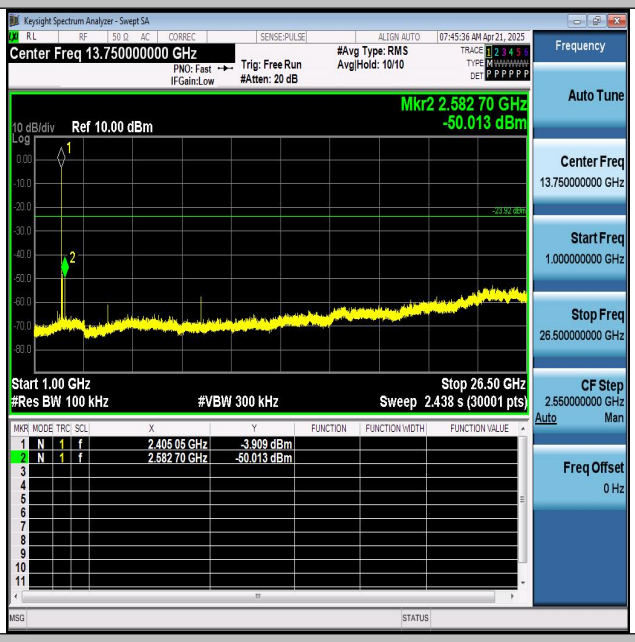

2.4G-Ant1-2405-1000~26500-PASS

2.4G-Ant1-2447-0~Reference-PASS

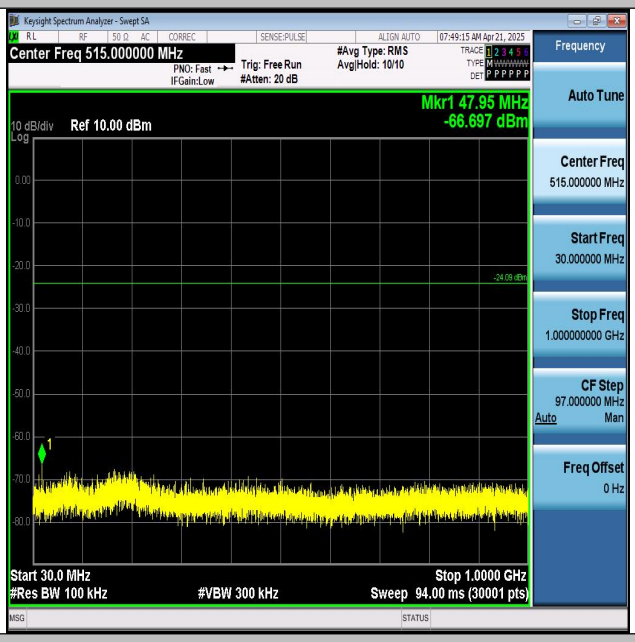

2.4G-Ant1-2447-30~1000-PASS

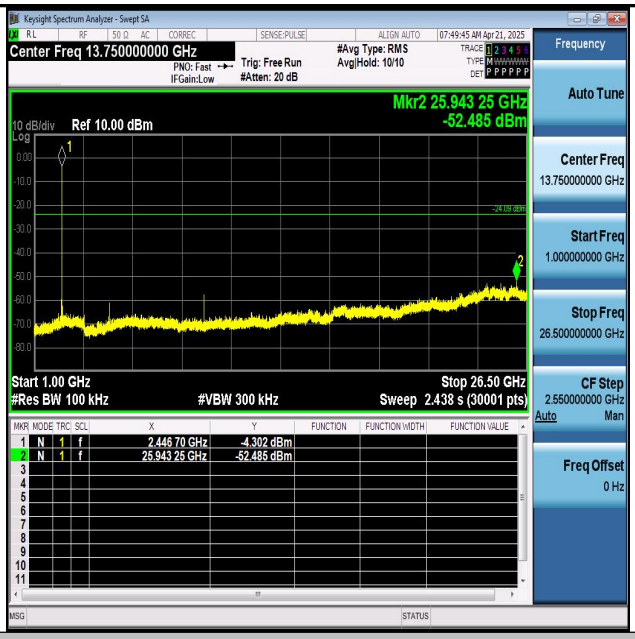

2.4G-Ant1-2447-1000~26500-PASS

2.4G-Ant1-2476-0~Reference-PASS

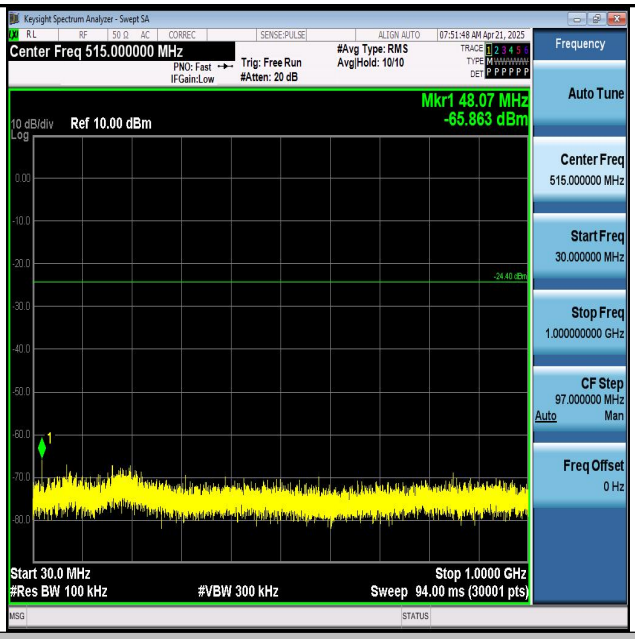

2.4G-Ant1-2476-30~1000-PASS

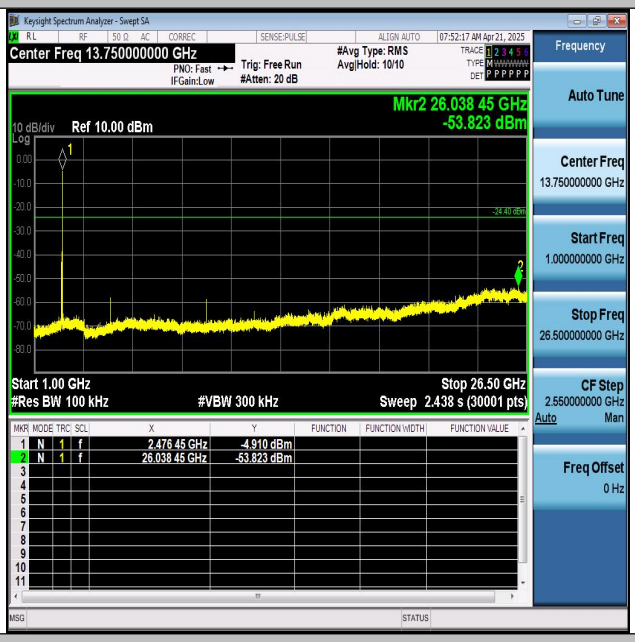

2.4G-Ant1-2476-1000~26500-PASS

Appendix G: Duty Cycle

Test Result

Test Mode	Antenna	Frequency [MHz]	ON Time [ms]	Period [ms]	Duty Cycle [%]	Duty Cycle Factor[dB]
2.4G	Ant1	2405	0.22	0.62	35.48	4.50
2.4G	Ant1	2447	0.22	0.62	35.48	4.50
2.4G	Ant1	2476	0.22	0.62	35.48	4.50

Test Graphs

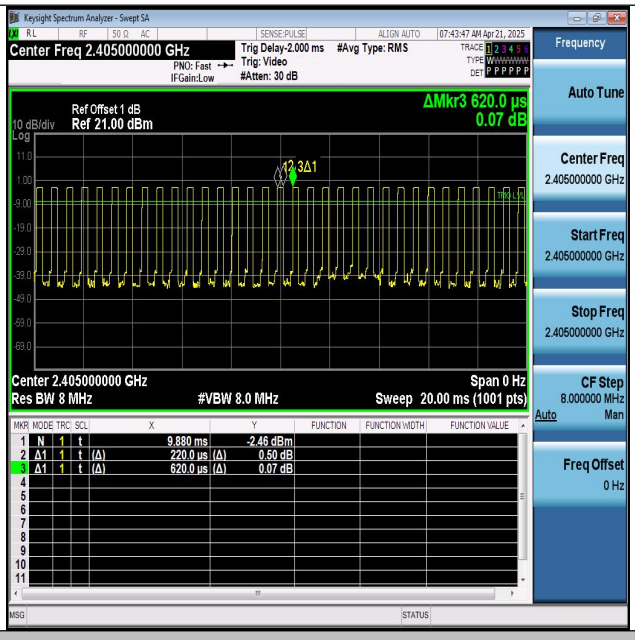

NTNV-2.4G-Ant1-2405

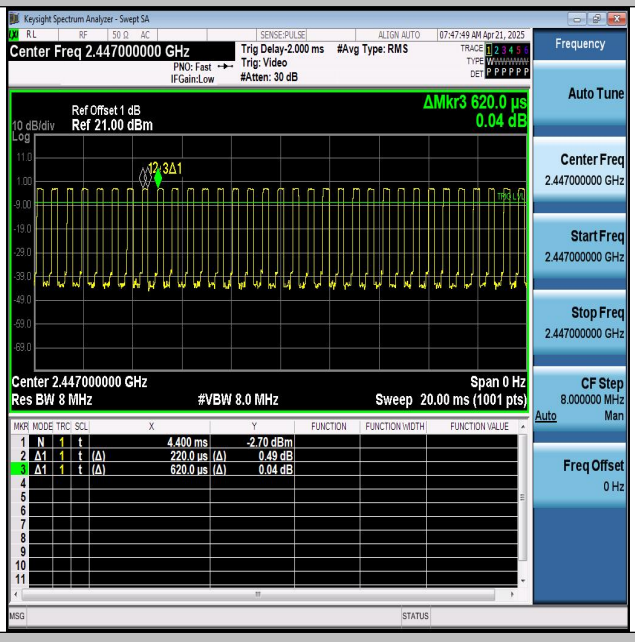

NTNV-2.4G-Ant1-2447

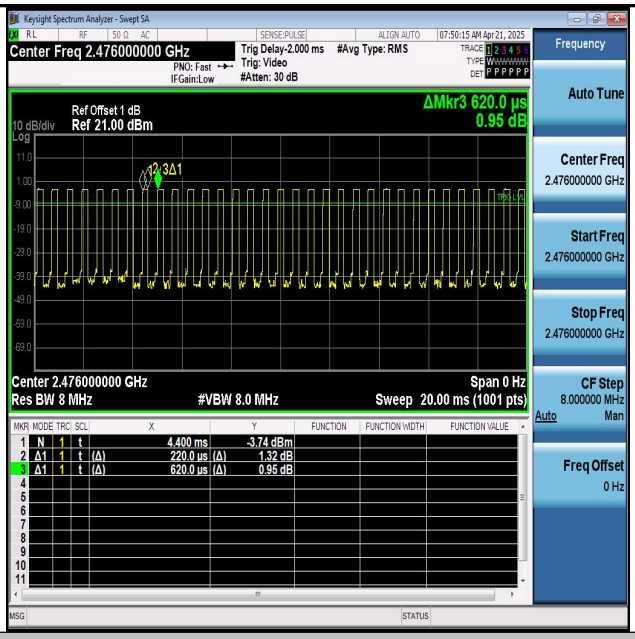

NTNV-2.4G-Ant1-2476

---End---