Antenna Acknowledgement

Applicable model	F90		
Customer	**Anruili Technology Co., Ltd**		
Specification description			
	Product content	**Specification**	**Customer material code**
Specification description	WiFi antenna	Copper tube/2.5 * 25mm + first generation terminal wire/black/1.13 * 236 mm	
Change of resume			
Serial number	**Date**	**Version**	**Brief description of the changes**
1	2022-03-16	V1.0	New project
2			
3			

Supplier sample confirmation			
Research and development	**Structure**	**Audit**	**Judgement**
			PASS☑ FAIL☐

Customer sample confirmation					
Electron	**Structure**	**Project**	**Procurement**	**Quality**	**Audit**
Reasons for rejection or other precautions:					

Contact: Wang Zhiqiang Contact: 13760153961 Tel: 0755-21633653 Fax: 0755-21633541

No.425 and 443, Floor 4, Block A, Huafeng Zhigu-Hangcheng High-tech Industrial Park, Hangcheng Street Sanwei Community, Baoan District, Shenzhen City

1、Antenna passive standing wave diagram

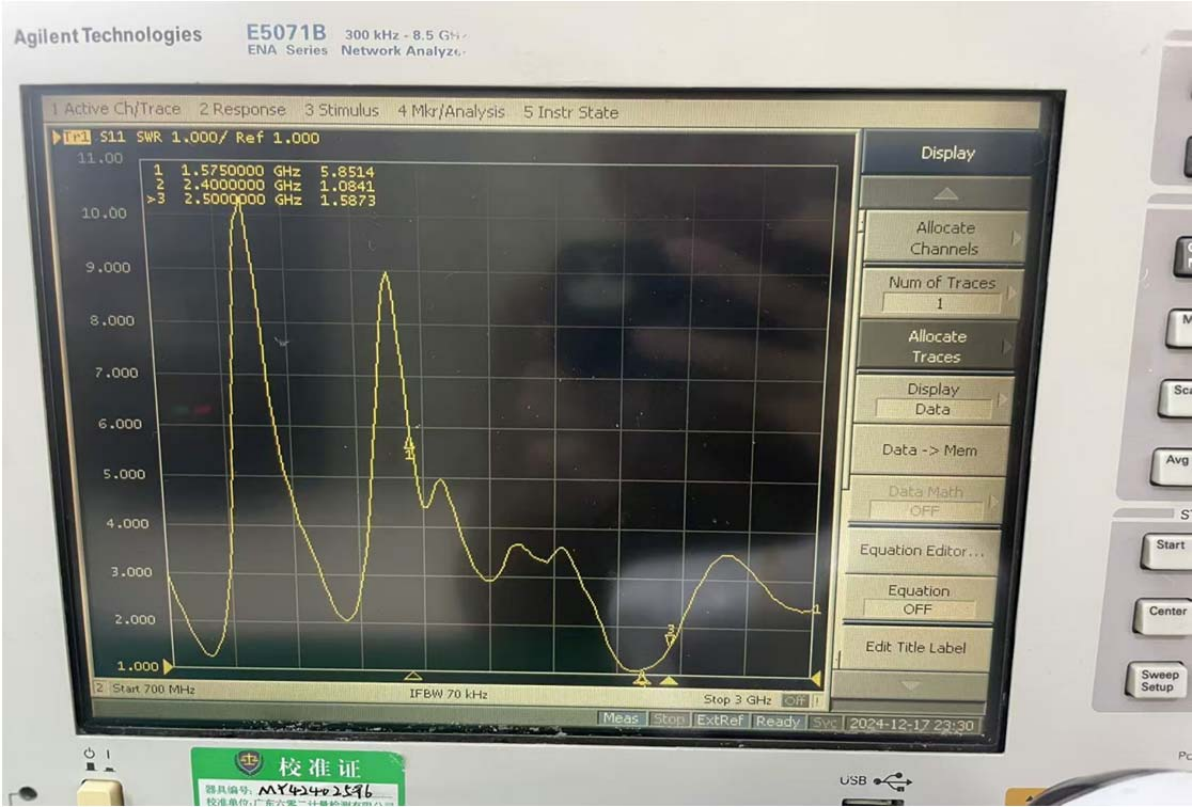

2、2.4 G-antenna gain efficiency

FEITUKEJI											
Frequency ID	1	2	3	4	5	6	7	8	9	10	11
Frequency (MHz)	2400.0	2410.0	2420.0	2430.0	2440.0	2450.0	2460.0	2470.0	2480.0	2490.0	2500.0
Point Values											
Ant. Port Input Pwr. (dBm)	0.00	0.00	0.00	0.00	0.00	0.00	0.00	0.00	0.00	0.00	0.00
Tot. Rad. Pwr. (dBm)	-2.04	-2.15	-2.27	-2.38	-2.49	-2.52	-2.52	-2.69	-2.84	-2.94	-3.06
Peak EIRP (dBm)	2.46	2.33	2.06	1.82	1.72	1.71	1.77	1.66	1.53	1.52	1.44
Directivity (dBi)	4.49	4.48	4.33	4.21	4.21	4.23	4.29	4.35	4.37	4.46	4.49
Efficiency (dB)	-2.04	-2.15	-2.27	-2.38	-2.49	-2.52	-2.52	-2.69	-2.84	-2.94	-3.06
Efficiency (%)	62.60	61.00	59.30	57.80	56.30	56.00	56.00	53.80	52.00	50.80	49.40
Gain (dBi)	2.46	2.33	2.06	1.82	1.72	1.71	1.77	1.66	1.53	1.52	1.44
NHPRP ±Pi/4 (dBm)	-3.89	-4.00	-4.13	-4.24	-4.35	-4.38	-4.37	-4.56	-4.74	-4.85	-4.98
NHPRP ±Pi/6 (dBm)	-5.54	-5.65	-5.79	-5.91	-6.04	-6.09	-6.10	-6.31	-6.51	-6.65	-6.80
NHPRP ±Pi/8 (dBm)	-6.76	-6.90	-7.04	-7.16	-7.31	-7.38	-7.39	-7.60	-7.82	-7.98	-8.16
Upper Hem. PRP (dBm)	-4.98	-5.08	-5.16	-5.22	-5.31	-5.29	-5.29	-5.44	-5.58	-5.68	-5.79
Lower Hem. PRP (dBm)	-5.11	-5.24	-5.41	-5.57	-5.71	-5.78	-5.78	-5.97	-6.14	-6.24	-6.37
Upper Hem. PRP (%)	31.75	31.03	30.48	30.04	29.44	29.56	29.56	28.56	27.66	27.02	26.38
Lower Hem. PRP (%)	30.80	29.95	28.78	27.72	26.87	26.40	26.42	25.28	24.30	23.76	23.07

3、2.4G-Antenna pattern

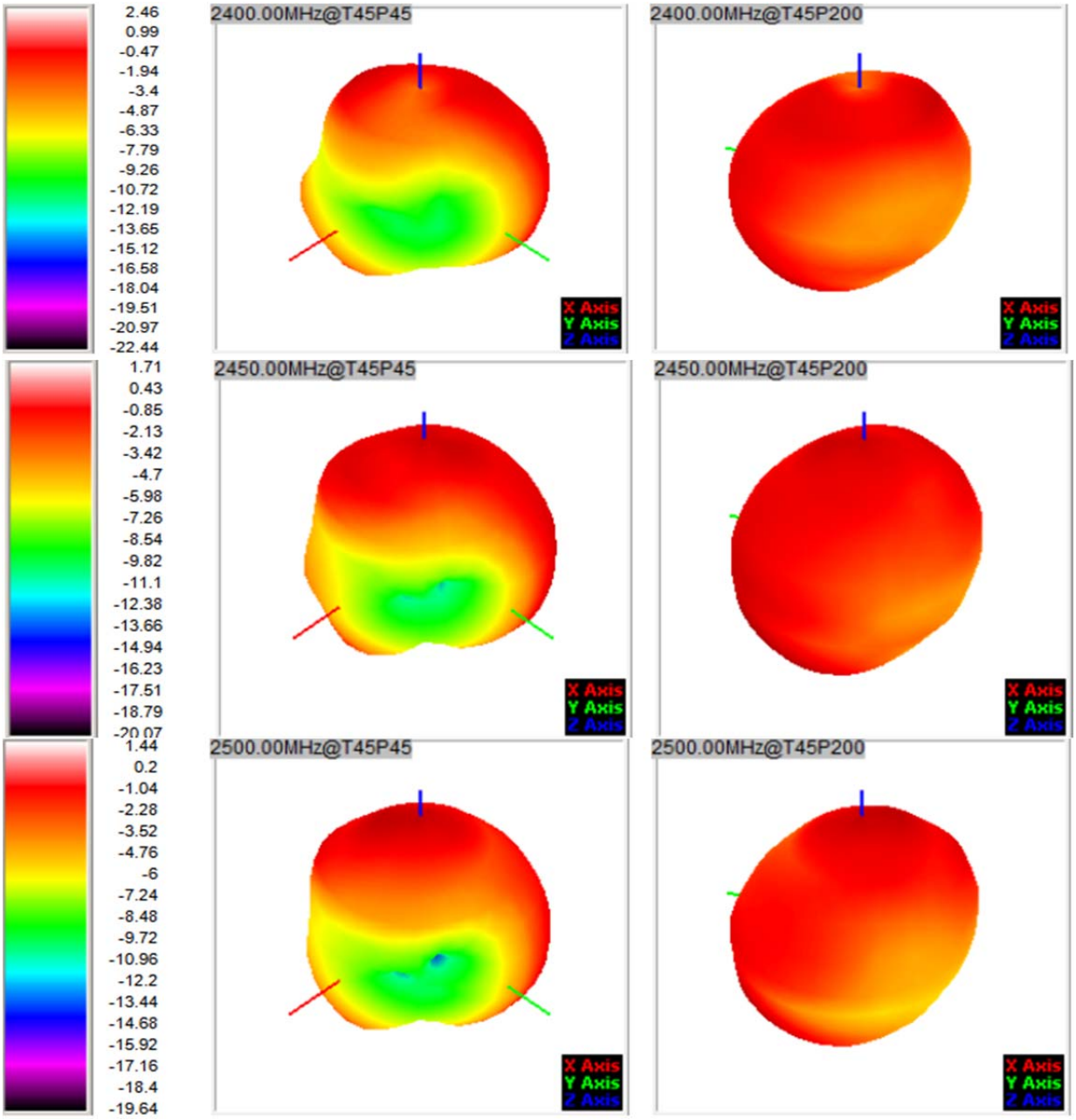

4、Product parameters

Frequency range (MHz)	2400-2500		Cable color	Black
Wideband (MHz)	100		Cable length (mm)	236
Polarization mode	Linear polarization		Interface form	Generation terminal
Antenna Gain (dBi)	2.46 Max.		Oprating temperature (℃)	-40~+85
Voltage standing wave ratio	≤2		Storage temperature (℃)	-40~+85
Input Impedance (Ω)	50			

5、 Engineering drawings

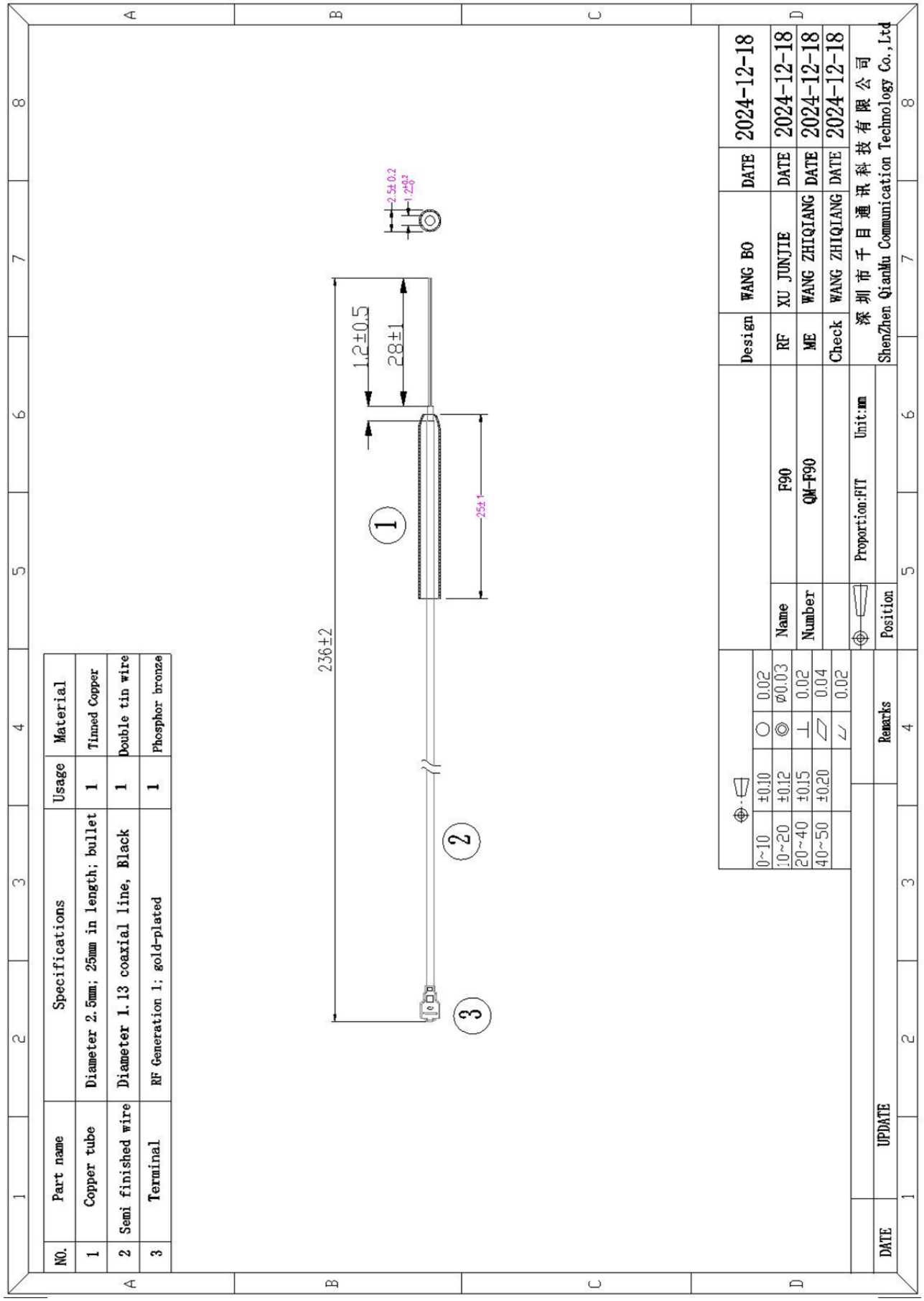

NO.	Part name	Specifications	Usage	Material
1	Copper tube	Diameter 2.5mm; 25mm in length; bullet	1	Tinned Copper
2	Semi finished wire	Diameter 1.13 coaxial line, Black	1	Double tin wire
3	Terminal	RF Generation 1; gold-plated	1	Phosphor bronze

0~10	±0.10	0.02
10~20	±0.12	ø0.03
20~40	±0.15	0.02
40~50	±0.20	0.04
		0.02