TEST REPORT

Reference No.	:	WTD24D11265347W003
FCC ID.....	:	2BMBQ-HB570AI
Applicant	:	HUBBLE BABY CARE LIMITED
Address	:	Unit 802, 8/F, Nan Fung Commercial Centre, 19 Lam Lok Street, Kowloon Bay, Kowloon, Hong Kong, China
Manufacturer	:	Guangdong Juan Intelligent Technology Joint Stock Co.,Ltd.
Address	:	No. 9, Gangbian Street, Shanxi Village, Dashi Street, Dashi Town, Panyu District, Guangzhou, China
Product Name	:	BABY MONITOR
Model No.	:	AI VISION,HB570AI
Standards.....	:	FCC 47CFR Part 15 Section 15.407
Date of Receipt sample.....	:	2024-09-13
Date of Test.....	:	2024-11-14 to 2024-12-04
Date of Issue	:	2025-01-20
Test Result	:	**Pass**

Remarks:
The results shown in this test report refer only to the sample(s) tested, this test report cannot be reproduced, except in full, without prior written permission of the company.
The report would be invalid without specific stamp of test institute and the signatures of compiler and approver.

Prepared By:
Waltek Testing Group Co., Ltd.
Address: No. 77, Houjie Section, Guantai Road, Houjie Town, Dongguan City, Guangdong, China
Tel: +86-769-2267 6998
Fax: +86-769-2267 6828

Compiled by:

James Cheng

James Cheng / Project Engineer

Approved by:

Deval Qin

Deval Qin / Designated Reviewer

2 Contents

Page

1 COVER PAGE 1
2 CONTENTS 2
3 REVISION HISTORY 4
4 GENERAL INFORMATION 5
4.1 GENERAL DESCRIPTION OF E.U.T. 5
4.2 DETAILS OF E.U.T. 5
4.3 CHANNEL LIST 6
4.4 TEST MODE DESCRIPTION 8
4.5 TEST FACILITY 9
5 EQUIPMENT USED DURING TEST 10
5.1 EQUIPMENTS LIST 10
5.2 DESCRIPTION OF SUPPORT UNITS 11
5.3 MEASUREMENT UNCERTAINTY 11
6 TEST SUMMARY 12
7 DUTY CYCLE 13
7.1 SUMMARY OF TEST RESULTS 13
8 CONDUCTED EMISSION 31
8.1 E.U.T. OPERATION 31
8.2 EUT SETUP 31
8.3 MEASUREMENT DESCRIPTION 31
8.4 CONDUCTED EMISSION TEST RESULT 32
9 RADIATED EMISSIONS 34
9.1 EUT OPERATION 34
9.2 TEST SETUP 35
9.3 SPECTRUM ANALYZER SETUP 36
9.4 TEST PROCEDURE 37
9.5 CORRECTED AMPLITUDE & MARGIN CALCULATION 37
9.6 SUMMARY OF TEST RESULTS 38
10 BAND EDGE 74
10.1 TEST PRODUCE 74
10.2 TEST RESULT 75
11 6 DB BANDWIDTH 103
11.1 TEST PROCEDURE 103
11.2 TEST RESULT 103
12 26 DB BANDWIDTH AND 99% OCCUPIED BANDWIDTH 113
12.1 TEST PROCEDURE 113
12.2 TEST RESULT 114
13 CONDUCTED OUTPUT POWER 154
13.1 TEST PROCEDURE 154
13.2 TEST RESULT 155
14 POWER SPECTRAL DENSITY 197
14.1 TEST PROCEDURE 197
14.2 TEST RESULT 198

15 FREQUENCY STABILITY 240
15.1 TEST PROCEDURE 240
15.2 TEST RESULT 241
16 ANTENNA REQUIREMENT 243
17 RF EXPOSURE 243
18 PHOTOGRAPHS OF TEST SETUP AND EUT. 243

3 Revision History

Test Report No.	Date of Receipt Sample	Date of Test	Date of Issue	Purpose	Comment	Approved
WTD24D11265347W003	2024-09-13	2024-11-14 to 2024-12-04	2025-01-20	Original	-	Valid

4 General Information

4.1 General Description of E.U.T.

Product:	BABY MONITOR
Model(s):	AI VISION,HB570AI
Model Description:	N/A
Test Sample No.:	1-1/1
Wi-Fi Specification:	5G-802.11a/ n(HT20/40)/ac(VHT20/40)/ ax(HE20/40)
Hardware Version:	V100P4
Software Version:	03.60.04

4.2 Details of E.U.T.

Operation Frequency:	802.11a/n(HT20)/ac(VHT20)/ax(HE20): U-NII-1: 5180-5240MHz, U-NII-2A: 5260-5320MHz(DFS), U-NII-2C: 5500-5700MHz(DFS), U-NII-3: 5745-5825MHz 802.11n(HT40)/ac(VHT40)/ax(HE40): U-NII-1: 5190-5230MHz, U-NII-2A: 5270-5310MHz(DFS), U-NII-2C: 5510-5670MHz(DFS), U-NII-3: 5755-5795MHz
Max. RF output power:	U-NII-1: 18.37dBm U-NII-2A: 18.91dBm U-NII-2C: 16.81dBm U-NII-3: 16.16dBm
Type of Modulation:	OFDM
Antenna installation:	FPC Antenna
Antenna Gain:	U-NII-1: 2.70dBi U-NII-2A: 3.06dBi U-NII-2C: 2.76dBi U-NII-3: 2.62dBi

Note:
#: The antenna gain is provided by the applicant, and the applicant should be responsible for its authenticity, WALTEK lab has not verified the authenticity of its information.

Ratings:	Input: DC5V 1000mA
Adapter:	Model: CS-0501000 Input: 100-240V~ 0.5A Max 50/60Hz Output: 5V⎓1.0A Manufacturer: C.SA Electronics(DongGuan) Co., Ltd

4.3 Channel List

U-NII-1 (5.15-5.25GHz)			
channel	**Frequency(MHz)**	**channel**	**Frequency(MHz)**
36	5180	38	5190
40	5200	42	5210
44	5220	46	5230
48	5240		

U-NII-2A (5.25-5.35GHz)			
channel	**Frequency(MHz)**	**channel**	**Frequency(MHz)**
52	5260	54	5270
56	5280	58	5290
60	5300	62	5310
64	5320		

U-NII-2C (5.47-5.725GHz)			
channel	**Frequency(MHz)**	**channel**	**Frequency(MHz)**
100	5500	102	5510
104	5520	106	5530
108	5540	110	5550
112	5560	116	5580
118	5590	120	5600
122	5610	124	5620
126	5630	128	5640
132	5660	134	5670
136	5680	140	5700

U-NII-3 (5.725-5.85GHz)			
channel	**Frequency(MHz)**	**channel**	**Frequency(MHz)**
149	5745	151	5755
153	5765	155	5775
157	5785	159	5795
161	5805	165	5825

In section 15.31(m), regards to the operating frequency range over 10 MHz, the Lowest frequency, the middle frequency, and the highest frequency of channel were selected to perform the test, and the selected channel see below:

For 802.11a/n(HT20)/ac(VHT20)/ax(HE20):

channel	Frequency(MHz)	channel	Frequency(MHz)
36	5180	40	5200
48	5240		

channel	Frequency(MHz)	channel	Frequency(MHz)
52	5260	56	5280
64	5320		

channel	Frequency(MHz)	channel	Frequency(MHz)
100	5500	120	5600
140	5700		

channel	Frequency(MHz)	channel	Frequency(MHz)
149	5745	157	5785
165	5825		

For 802.11n(HT40)/ac(VHT40) /ax(HE40):

channel	Frequency(MHz)	channel	Frequency(MHz)
38	5190	46	5230

channel	Frequency(MHz)	channel	Frequency(MHz)
54	5270	62	5310

channel	Frequency(MHz)	channel	Frequency(MHz)
102	5510	110	5550
134	5670		

channel	Frequency(MHz)	channel	Frequency(MHz)
151	5755	159	5795

4.4 Test Mode Description

During testing, Channel and Power Controlling Software provided by the applicant was used to control the operating channel as well as the maximum output power level. The RF output power selection is for the setting of RF output power expected by the customer and is going to be fixed on the firmware of the final end product.

Transmitting duty cycle is no less 98%.

The software is TermAssist and SecureCRT tool Use together.

Test Items	Mode	Data Rate	TX/RX
Radiated Emissions	802.11a(HT20)	6 Mbps	TX
	802.11n(HT20/40)/ac(VHT20/40)/ax(HE20/40)	MCS0	TX
Duty Cycle	802.11a(HT20)	6 Mbps	TX
	802.11n(HT20/40)/ac(VHT20/40)/ax(HE20/40)	MCS0	TX
Band Edge	802.11a(HT20)	6 Mbps	TX
	802.11n(HT20/40)/ac(VHT20/40)/ax(HE20/40)	MCS0	TX
6dB Bandwidth	802.11a(HT20)	6 Mbps	TX
	802.11n(HT20/40)/ac(VHT20/40)/ax(HE20/40)	MCS0	TX
26dB Bandwidth and 99% Occupied Bandwidth	802.11a(HT20)	6 Mbps	TX
	802.11n(HT20/40)/ac(VHT20/40)/ax(HE20/40)	MCS0	TX
Conducted Output Power	802.11a(HT20)	6 Mbps	TX
	802.11n(HT20/40)/ac(VHT20/40)/ax(HE20/40)	MCS0	TX
Power Spectral Density	802.11a(HT20)	6 Mbps	TX
	802.11n(HT20/40)/ac(VHT20/40)/ax(HE20/40)	MCS0	TX
Frequency Stability	Un-modulation	/	TX

4.5 Test Facility

The test facility has a test site registered with the following organizations:

ISED CAB identifier: CN0013. Test Firm Registration No.: 7760A.

Waltek Testing Group Co., Ltd. Has been registered and fully described in a report filed with the Industry Canada. The acceptance letter from the Industry Canada is maintained in our files. Registration number 7760A, October 15, 2016.

FCC Designation No.: CN1201. Test Firm Registration No.: 523476.

Waltek Testing Group Co., Ltd. EMC Laboratory `has been registered and fully described in a report filed with the (FCC) Federal Communications Commission. The acceptance letter from the FCC is maintained in our files. Registration number 523476, September 10, 2019.

5 Equipment Used during Test

5.1 Equipments List

Conducted Emissions Test Site 1#						
Item	**Equipment**	**Manufacturer**	**Model No.**	**Serial No.**	**Last Calibration Date**	**Calibration Due Date**
1.	EMI Test Receiver	R&S	ESCI	100947	2024-07-18	2025-07-17
2.	LISN	R&S	ENV216	100115	2024-07-18	2025-07-17
3.	Cable	Top	TYPE16(3.5M)	-	2024-07-18	2025-07-17
3m Semi-anechoic Chamber for Radiation Emissions Test site 1#						
Item	**Equipment**	**Manufacturer**	**Model No.**	**Serial No.**	**Last Calibration Date**	**Calibration Due Date**
1	Spectrum Analyzer	R&S	FSP30	100091	2024-04-22	2025-04-21
2	Amplifier	Agilent	8447D	2944A10178	2024-07-18	2025-07-17
3	Trilog Broadband Antenna	SCHWARZBECK	VULB9163	336	2024-07-21	2025-07-20
4	Coaxial Cable (below 1GHz)	Top	TYPE16(13M)	-	2024-04-22	2025-04-21
5	Broad-band Horn Antenna	SCHWARZBECK	BBHA 9120 D	667	2024-01-23	2025-01-22
6	Broad-band Horn Antenna	SCHWARZBECK	BBHA 9170	335	2024-07-18	2025-07-17
7	Broadband Preamplifier	COMPLIANCE DIRECTION	PAP-1G18	2004	2024-07-18	2025-07-17
8	Coaxial Cable (above 1GHz)	ZT26-NJ-NJ-8M/FA	1GHz-18GHz	NA	2024-04-22	2025-04-21
3m Semi-anechoic Chamber for Radiation Emissions Test site 2#						
Item	**Equipment**	**Manufacturer**	**Model No.**	**Serial No**	**Last Calibration Date**	**Calibration Due Date**
1	Test Receiver	R&S	ESCI	101296	2024-04-22	2025-04-21
2	Trilog Broadband Antenna	SCHWARZBECK	VULB9160	9160-3325	2024-11-04	2025-11-03
3	Active Loop Antenna	Com-Power Corp.	AL-130R	10160007	2024-04-27	2025-04-26
4	Amplifier	ANRITSU	MH648A	M43381	2024-04-22	2025-04-21
5	Cable	HUBER+SUHNER	CBL2	525178	2024-04-22	2025-04-21
RF Conducted Testing						
Item	**Equipment**	**Manufacturer**	**Model No.**	**Serial No.**	**Last Calibration Date**	**Calibration Due Date**
1.	Spectrum Analyzer	R&S	FSP40	100501	2024-07-18	2025-07-17
2.	EXA Signal Analyzer	Malaysia Keysight	N9010A	MY50520207	2024-04-22	2025-04-21

Test Software:

Test Item	Software name	Software version
Conduction disturbance Radiated Emission(3m)	EZ-EMC	EZ-EMC(RA-03A1-1)

5.2 Description of Support Units

Equipment	Manufacturer	Model No.	Series No.
/	/	/	/

5.3 Measurement Uncertainty

Parameter	Uncertainty
Radio Frequency	± 1 x 10^{-6}
RF Power	± 1.0 dB
RF Power Density	± 2.2 dB
Radiated Spurious Emissions test	± 5.03 dB (30M~1000MHz)
	± 5.47 dB (1000M~25000MHz)
Conducted Spurious Emissions test	± 3.64 dB (AC mains 150KHz~30MHz)

6 Test Summary

Test Items	Test Requirement	Result
Conducted Emissions	15.207(a)	PASS
Radiated Emissions	15.407(a) 15.205(a) 15.209(a)	PASS
Duty Cycle	KDB 789033	PASS
6dB Bandwidth	15.407(a)	PASS
26 dB Emission Bandwidth & 99% Occupied Bandwidth	15.407(a)	PASS
Maximum Conducted Output Power	15.407(a)	PASS
Power Spectral Density	15.407(a)	PASS
Restricted bands around fundamental frequency	15.407(a)	PASS
Antenna Requirement	15.203	PASS
Maximum Permissible Exposure (Exposure of Humans to RF Fields)	1.1307(b)(1)	PASS

7 Duty cycle

Test Requirement:	FCC 47CFR Part 15 Section 15.407 KDB789033 D02 General U-NII Test Procedures New Rules v02r01, Section (B)
Test Method:	ANSI C63.10: 2013
Test Limit:	N/A
Test Result:	PASS
Remark:	Through Pre-scan, and found 802.11a at lowest channel is the worst case. Only the worst case is recorded in the report.

7.1 Summary of Test Results

Type of Modulation	On time ms	Period ms	Duty Cycle linear	Duty Cycle %	Duty Cycle Factor(dB)	Average Factor(dB)
U-NII-1 802.11a	1.380	2.410	0.57	57.26	2.42	-4.84
U-NII-1 802.11n(HT20)	5.060	6.110	0.83	82.82	0.82	-1.64
U-NII-1 802.11n(HT40)	2.470	3.490	0.71	70.77	1.50	-3.00
U-NII-1 802.11ac(VHT20)	5.060	6.110	0.83	82.82	0.82	-1.64
U-NII-1 802.11ac(VHT40)	1.970	3.030	0.65	65.02	1.87	-3.74
U-NII-1 802.11ax(HE20)	3.880	4.910	0.79	79.02	1.02	-2.04
U-NII-1 802.11ax(HE40)	2.470	3.490	0.71	70.77	1.50	-3.00
U-NII-2A 802.11a	1.400	2.420	0.58	57.85	2.38	-4.75
U-NII-2A 802.11n(HT20)	5.070	6.080	0.83	83.39	0.79	-1.58
U-NII-2A 802.11n(HT40)	4.890	5.910	0.83	82.74	0.82	-1.65
U-NII-2A 802.11ac(VHT20)	5.100	6.120	0.83	83.33	0.79	-1.58
U-NII-2A 802.11ac(VHT40)	4.890	5.910	0.83	82.74	0.82	-1.65
U-NII-2A 802.11ax(HE20)	3.870	4.890	0.79	79.14	1.02	-2.03
U-NII-2A 802.11ax(HE40)	3.870	4.890	0.79	79.14	1.02	-2.03
U-NII-2C 802.11a	1.400	2.420	0.58	57.85	2.38	-4.75
U-NII-2C 802.11n(HT20)	5.090	6.110	0.83	83.31	0.79	-1.59
U-NII-2C 802.11n(HT40)	4.896	5.916	0.83	82.76	0.82	-1.64
U-NII-2C 802.11ac(VHT20)	5.096	6.116	0.83	83.32	0.79	-1.58
U-NII-2C 802.11ac(VHT40)	4.904	5.920	0.83	82.84	0.82	-1.64

U-NII-2C 802.11ax(HE20)	3.876	4.896	0.79	79.17	1.01	-2.03
U-NII-2C 802.11ax(HE40)	3.872	4.892	0.79	79.15	1.02	-2.03
U-NII-3 802.11a	1.397	2.417	0.58	57.80	2.38	-4.76
U-NII-3 802.11n(HT20)	5.090	6.100	0.83	83.44	0.79	-1.57
U-NII-3 802.11n(HT40)	4.900	5.920	0.83	82.77	0.82	-1.64
U-NII-3 802.11ac(VHT20)	5.080	6.110	0.83	83.14	0.80	-1.60
U-NII-3 802.11ac(VHT40)	4.900	5.920	0.83	82.77	0.82	-1.64
U-NII-3 802.11ax(HE20)	3.870	4.890	0.79	79.14	1.02	-2.03
U-NII-3 802.11ax(HE40)	3.870	4.880	0.79	79.30	1.01	-2.01

Test result plots shown as follows:

802.11a U-NII-1 Low channel

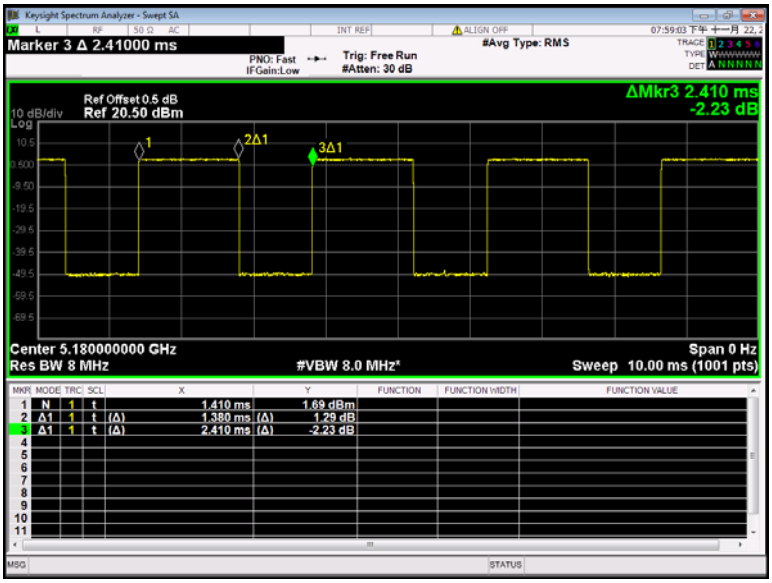

802.11n(HT20) U-NII-1 Low channel

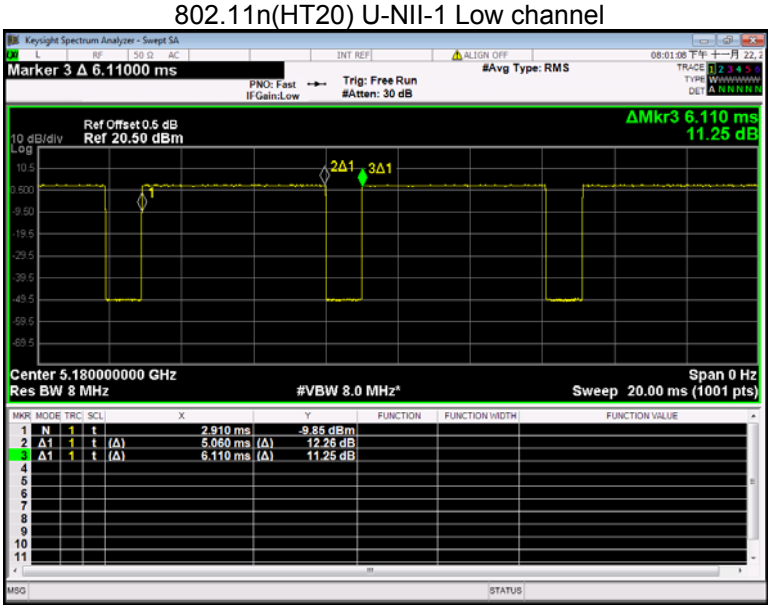

802.11n(HT40) U-NII-1 Low channel

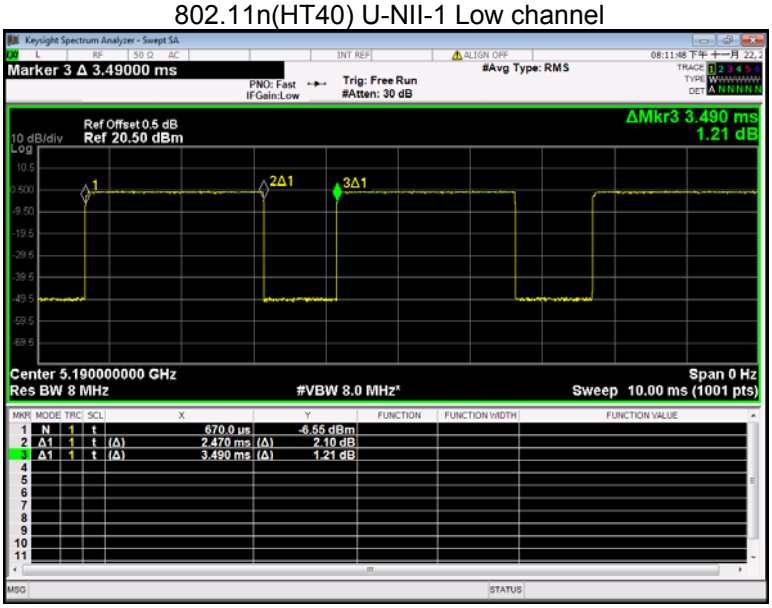

802.11ac(VHT20) U-NII-1 Low channel

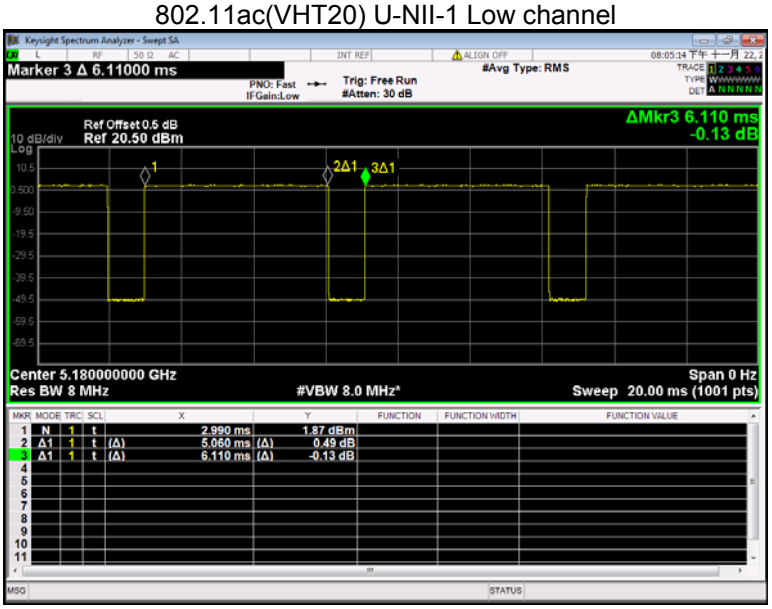

802.11ac(VHT40) U-NII-1 Low channel

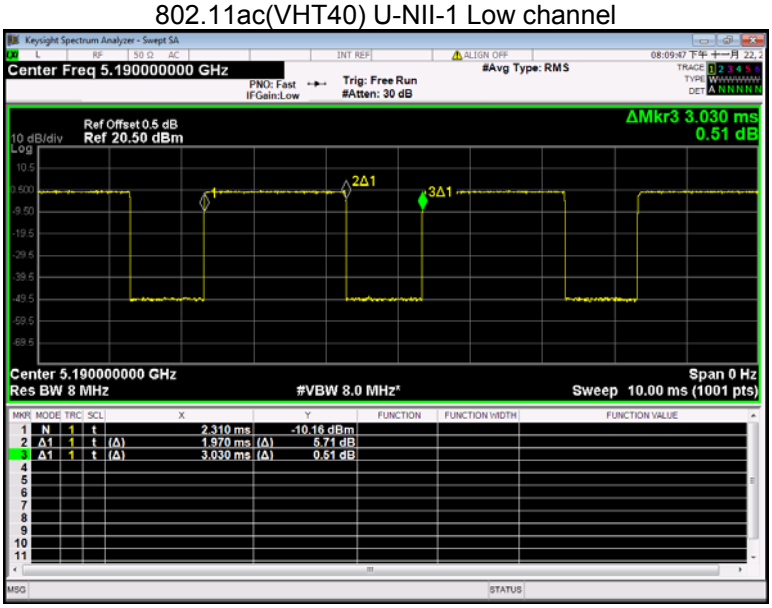

802.11ax(HE20) U-NII-1 Low channel

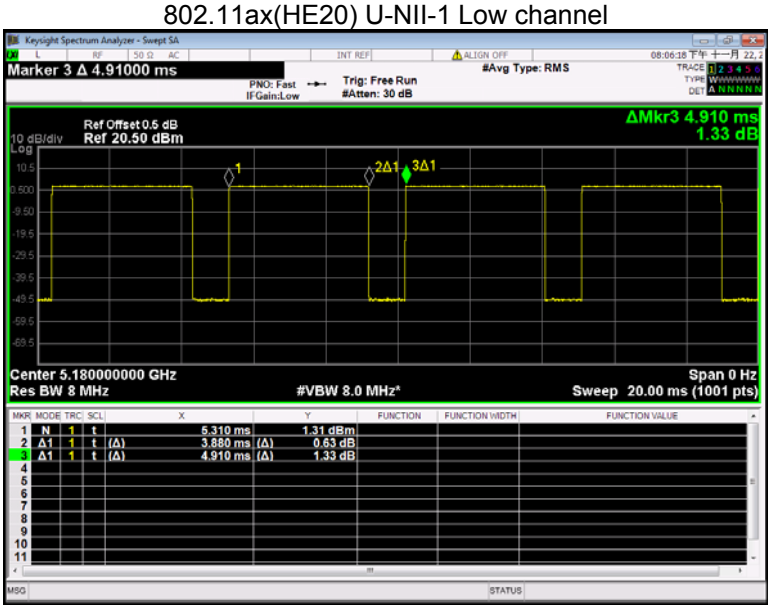

802.11ax(HE40) U-NII-1 Low channel

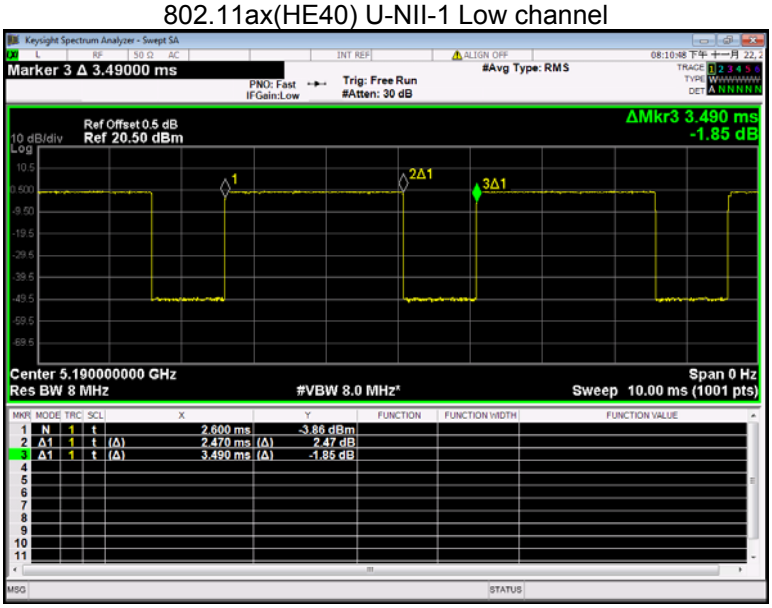

802.11a U-NII-2A Low channel

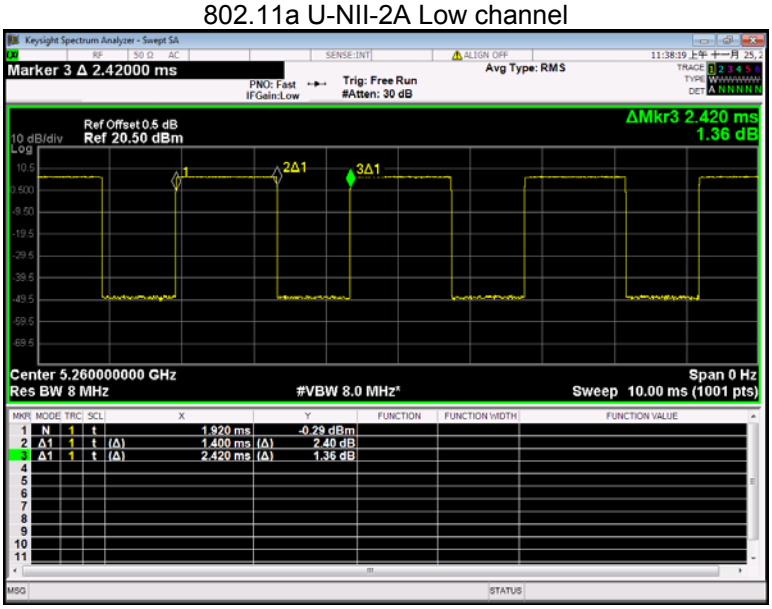

802.11n(HT20) U-NII-2A Low channel

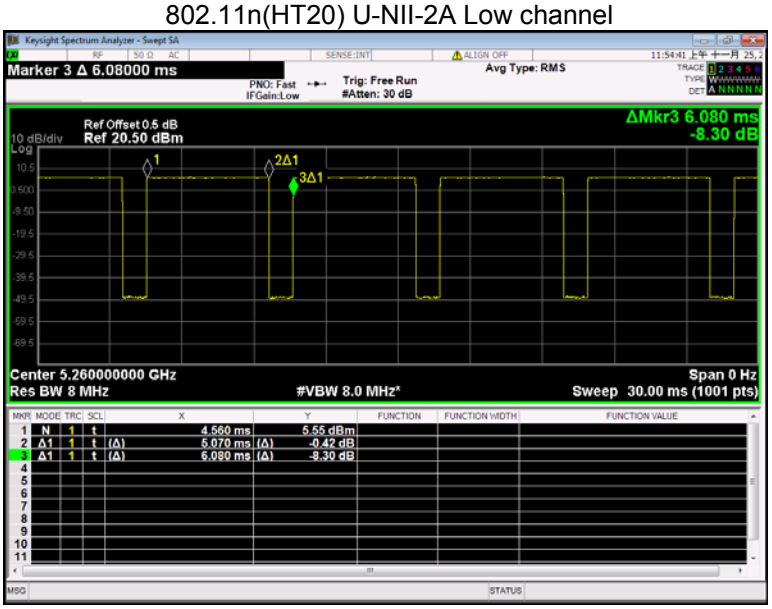

802.11n(HT40) U-NII-2A Low channel

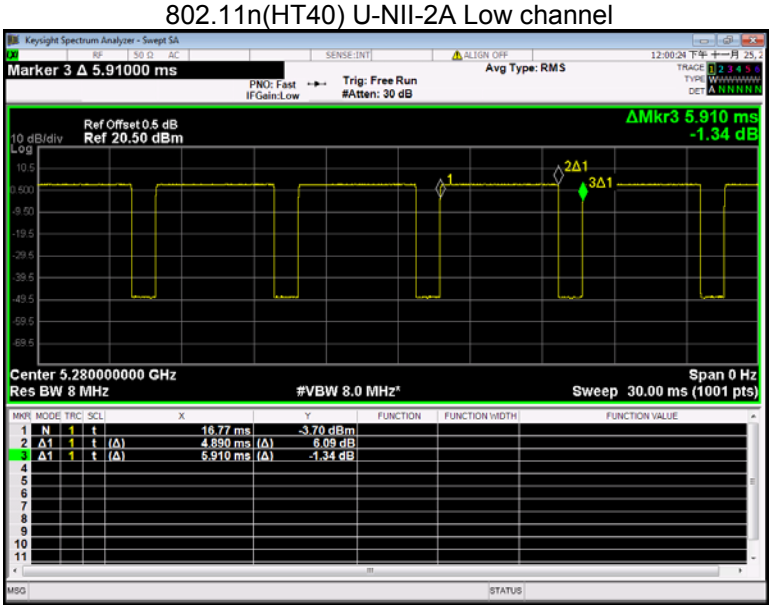

802.11ac(VHT20) U-NII-2A Low channel

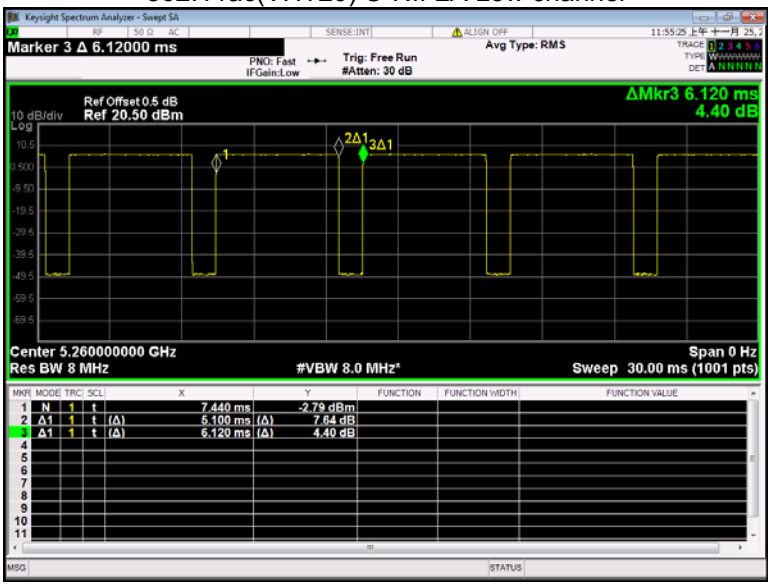

802.11ac(VHT40) U-NII-2A Low channel

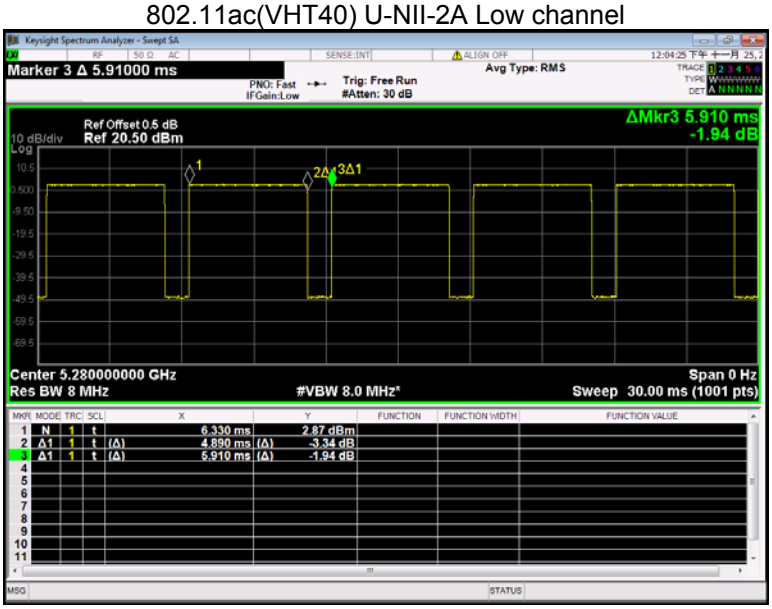

802.11ax(HE20) U-NII-2A Low channel

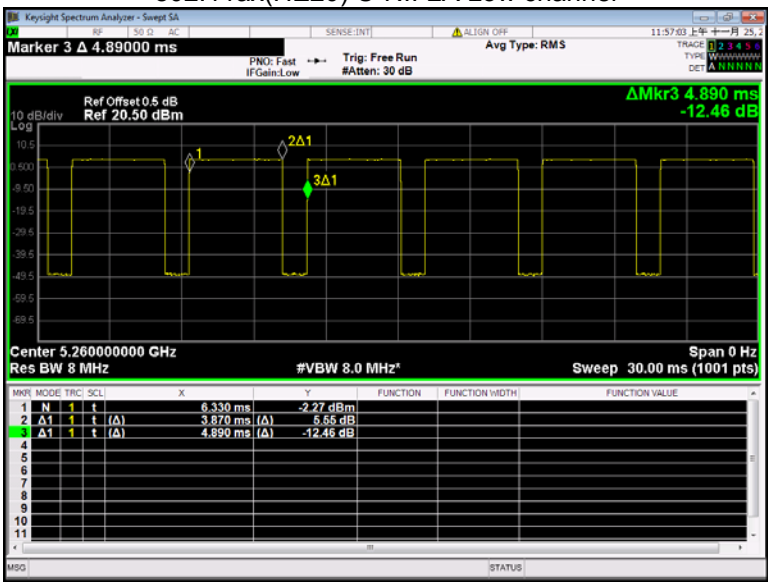

802.11ax(HE40) U-NII-2A Low channel

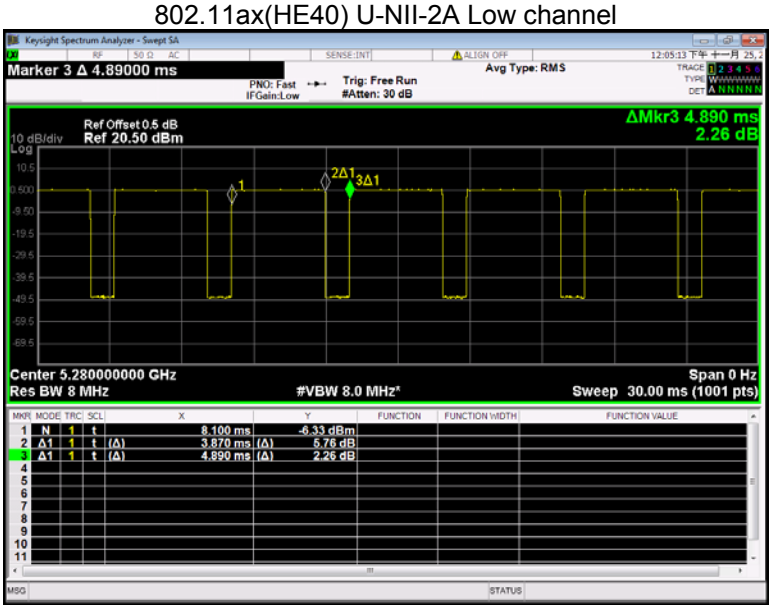

802.11a U-NII-2C Low channel

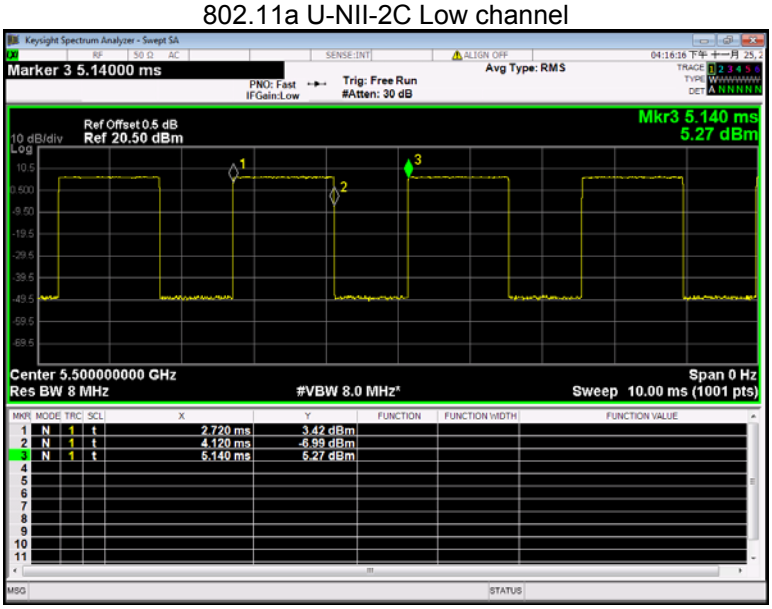

802.11n(HT20) U-NII-2C Low channel

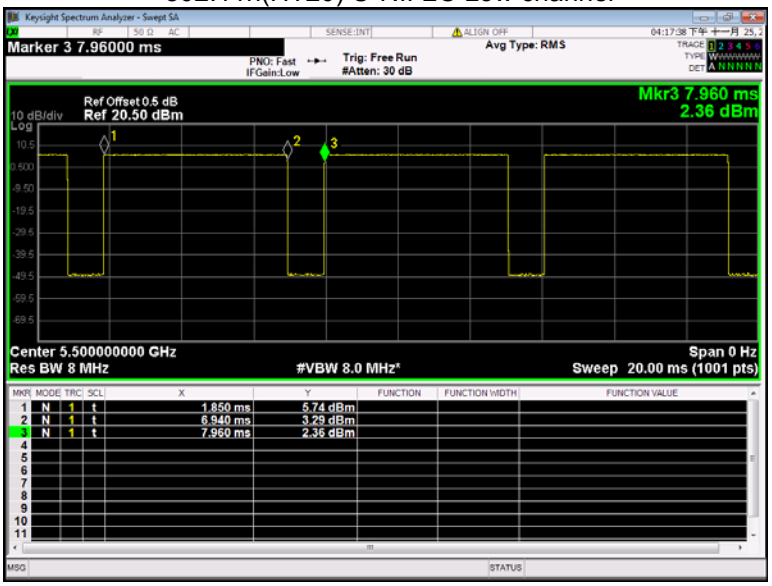

802.11n(HT40) U-NII-2C Low channel

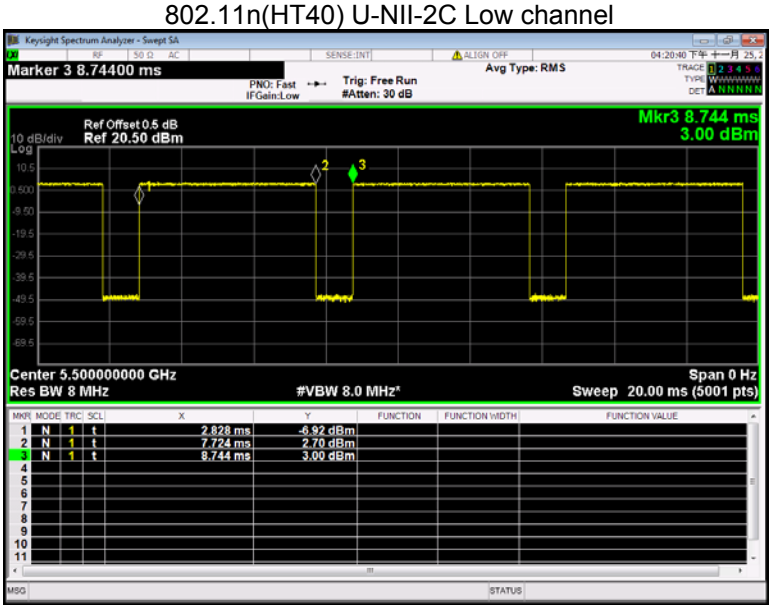

802.11ac(VHT20) U-NII-2C Low channel

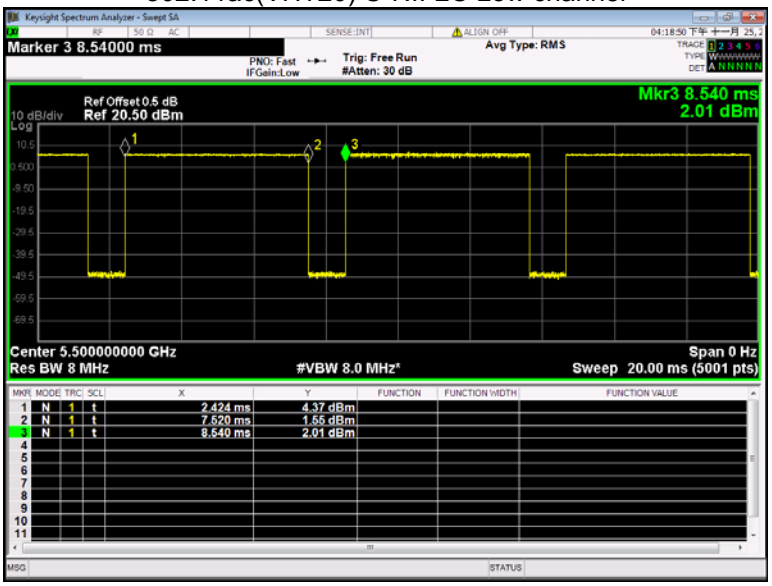

802.11ac(VHT40) U-NII-2C Low channel

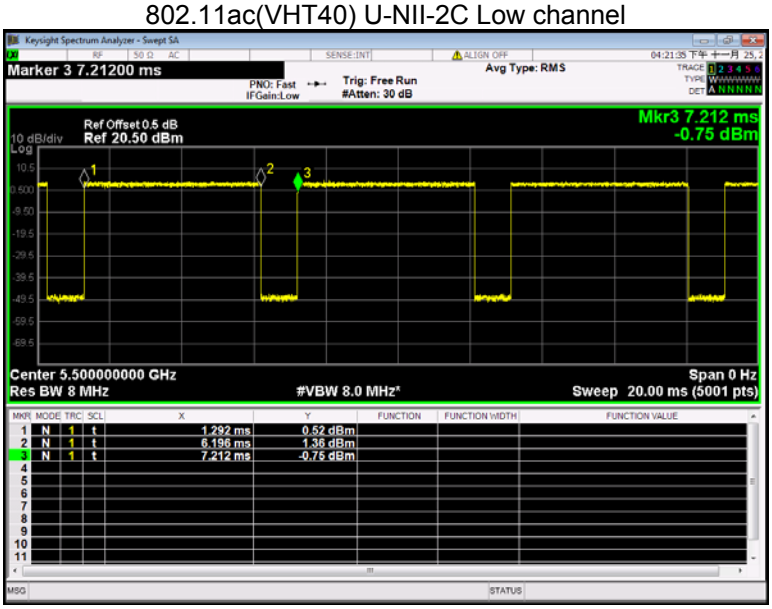

802.11ax(HE20) U-NII-2C Low channel

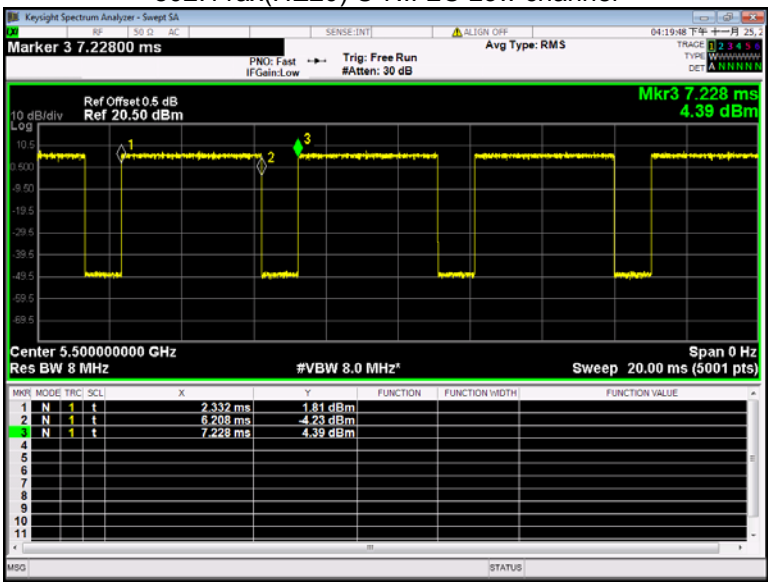

802.11ax(HE40) U-NII-2C Low channel

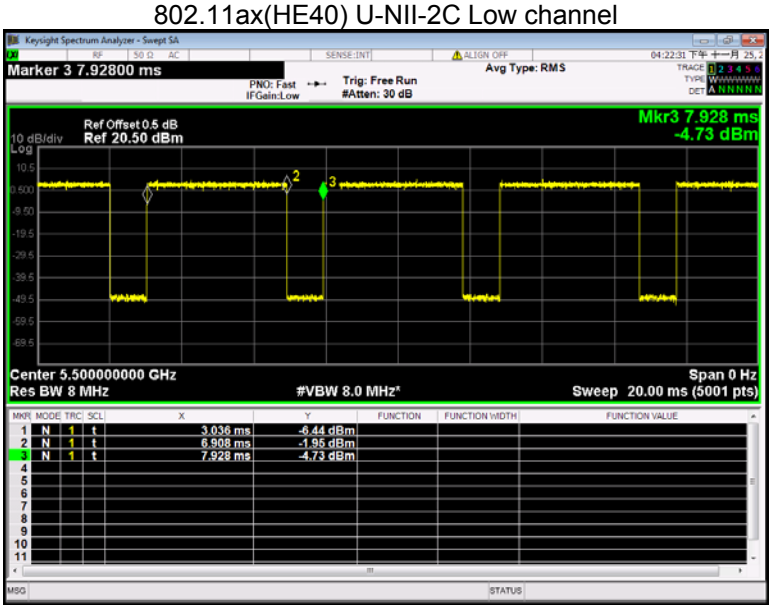

802.11a U-NII-3 Low channel

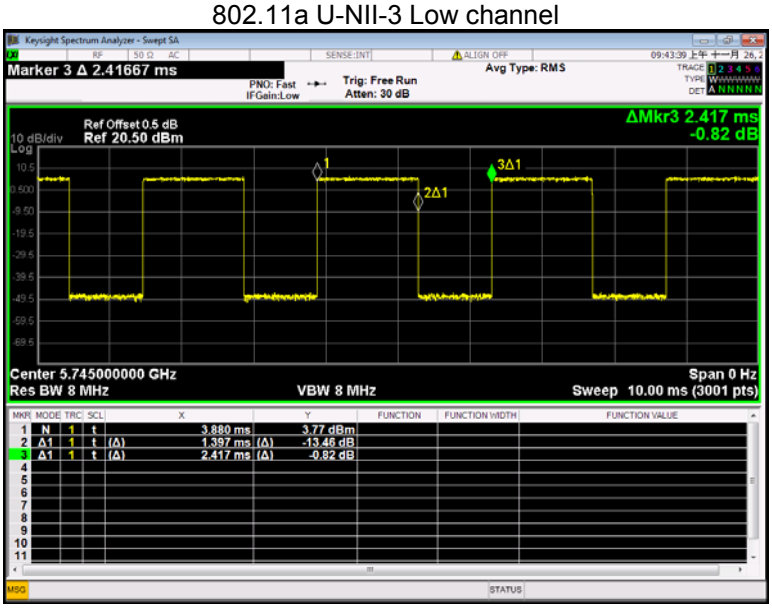

802.11n(HT20) U-NII-3 Low channel

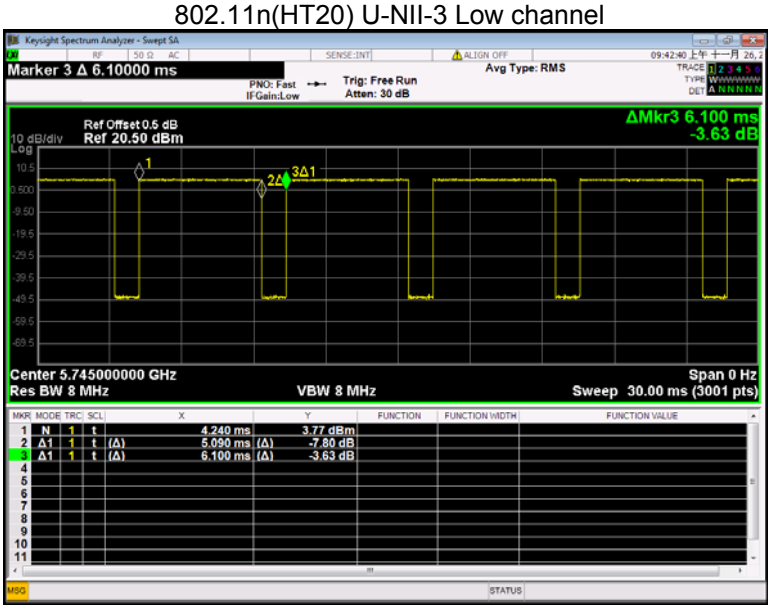

802.11n(HT40) U-NII-3 Low channel

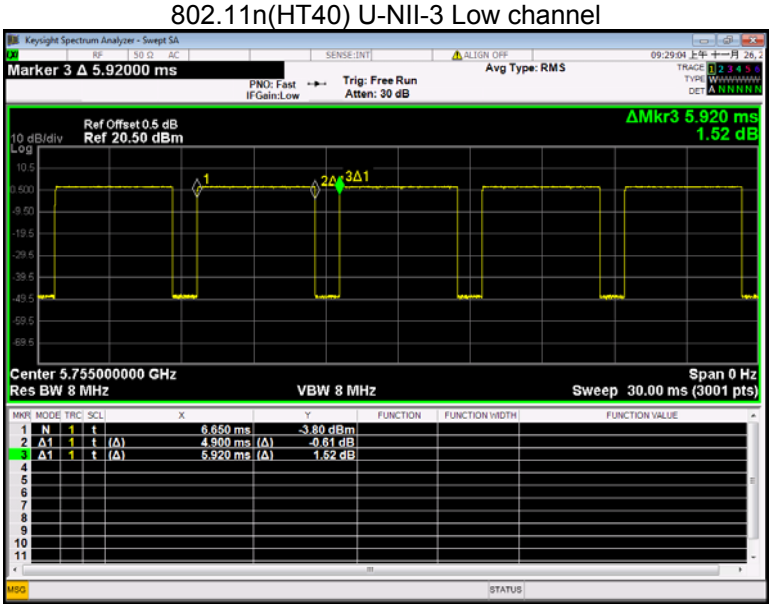

802.11ac(VHT20) U-NII-3 Low channel

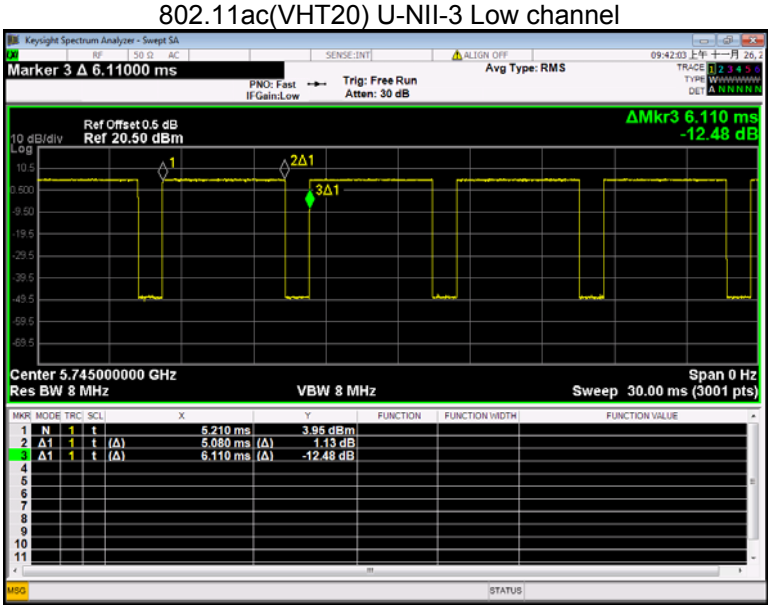

802.11ac(VHT40) U-NII-3 Low channel

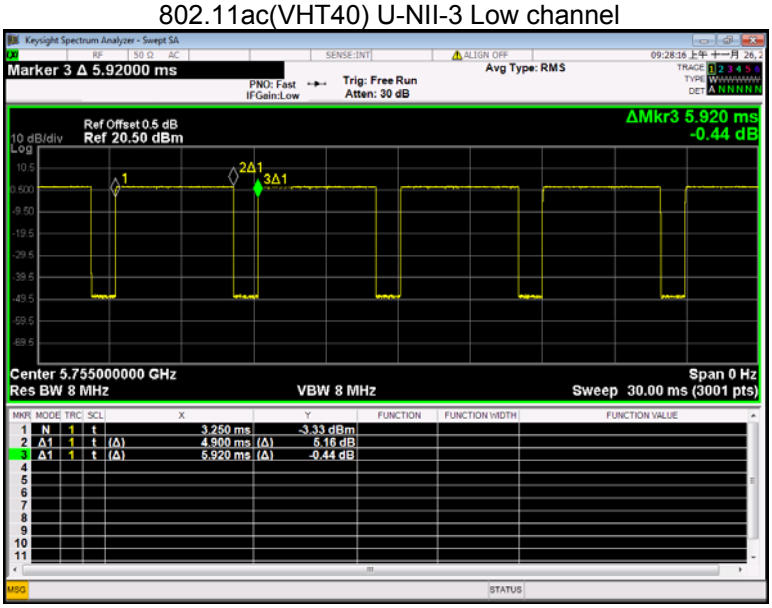

802.11ax(HE20) U-NII-3 Low channel

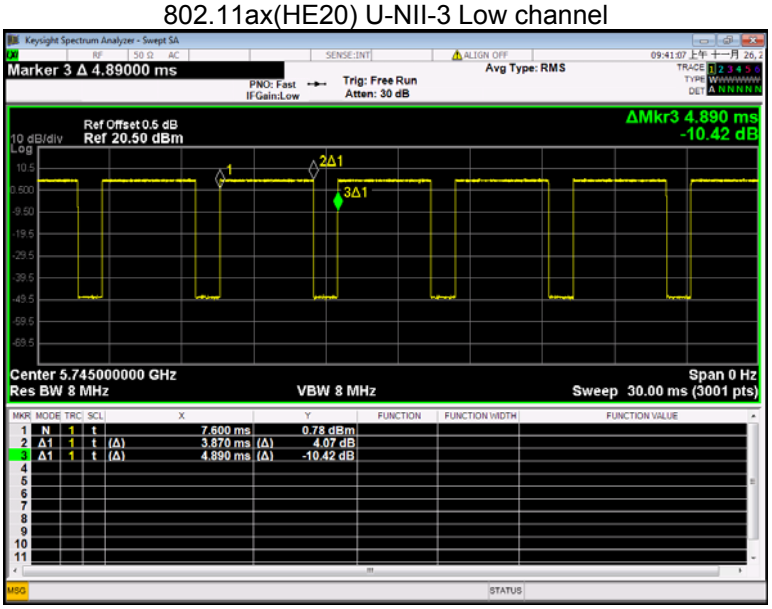

802.11ax(HE40) U-NII-3 Low channel

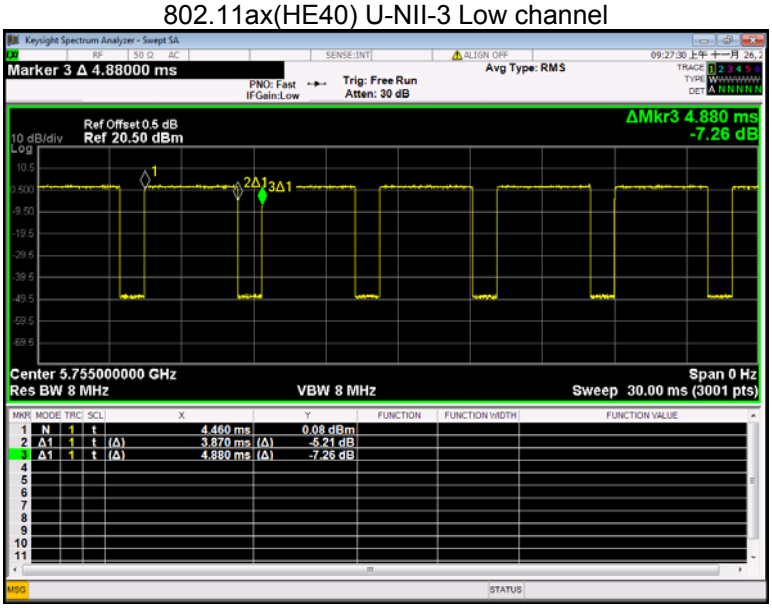

8 Conducted Emission

Test Requirement: FCC 47CFR Part 15 Section 15.207

Test Method: ANSI C63.10:2013

Test Result: PASS

Frequency Range: 150kHz to 30MHz

Limit:

Frequency (MHz)	Limit (dBμV)	
	Quasi-peak	Average
0.15 to 0.5	66 to 56	56 to 46
0.5 to 5	56	46
5 o 30	60	50

8.1 E.U.T. Operation

Operating Environment **:**

Temperature: 21.5 °C

Humidity: 51.9 % RH

Atmospheric Pressure: 101.2kPa

EUT Operation :

The test was performed in transmitting mode, the test data were shown in the report.

8.2 EUT Setup

The conducted emission tests were performed using the setup accordance with the ANSI C63.10:2013.

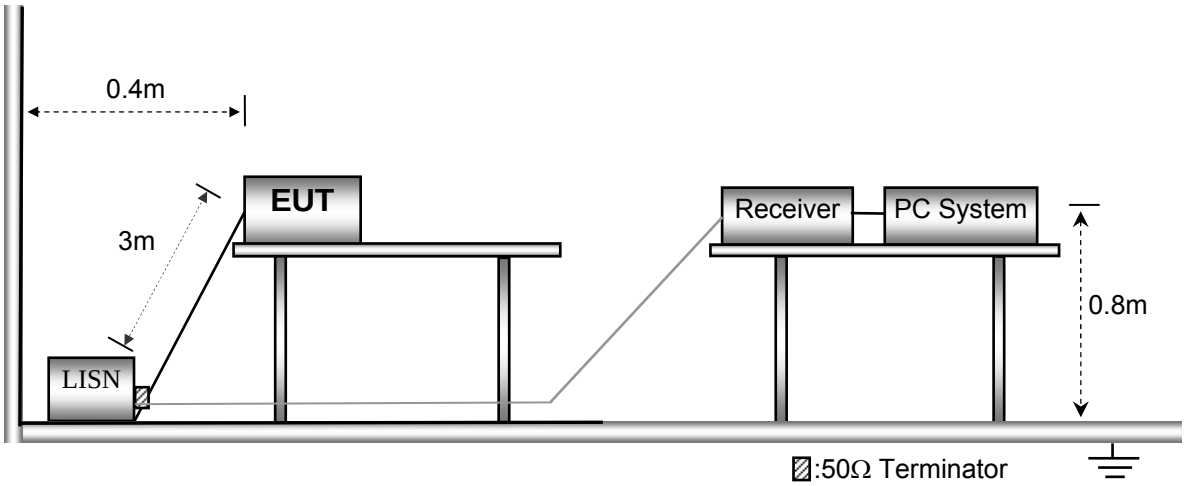

8.3 Measurement Description

The maximised peak emissions from the EUT was scanned and measured for both the Live and Neutral Lines. Quasi-peak & average measurements were performed if peak emissions were within 6dB of the average limit line.

8.4 Conducted Emission Test Result

Remark: only the worst data (U-NII-1 802.11a High channel mode) were reported

Live line:

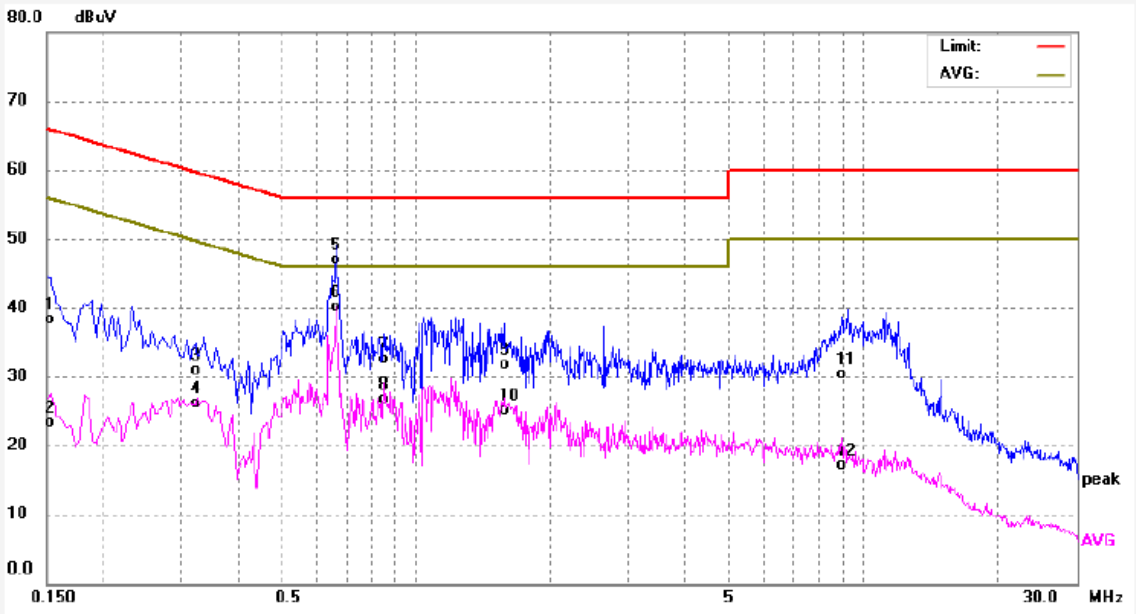

No.	Freq. (MHz)	Reading (dBuV)	Factor (dB)	Result (dBuV)	Limit dBuV	Margin (dB)	Detector	Remark
1	0.1500	28.79	9.52	38.31	65.99	-27.68	QP	
2	0.1500	13.85	9.52	23.37	55.99	-32.62	AVG	
3	0.3260	21.25	9.58	30.83	59.55	-28.72	QP	
4	0.3260	16.44	9.58	26.02	49.55	-23.53	AVG	
5	0.6620	37.35	9.60	46.95	56.00	-9.05	QP	
6	0.6620	30.46	9.60	40.06	46.00	-5.94	AVG	
7	0.8500	22.87	9.73	32.60	56.00	-23.40	QP	
8	0.8500	17.02	9.73	26.75	46.00	-19.25	AVG	
9	1.5820	22.03	9.63	31.66	56.00	-24.34	QP	
10	1.5820	15.55	9.63	25.18	46.00	-20.82	AVG	
11	8.9260	20.32	9.99	30.31	60.00	-29.69	QP	
12	8.9260	7.19	9.99	17.18	50.00	-32.82	AVG	

Neutral line:

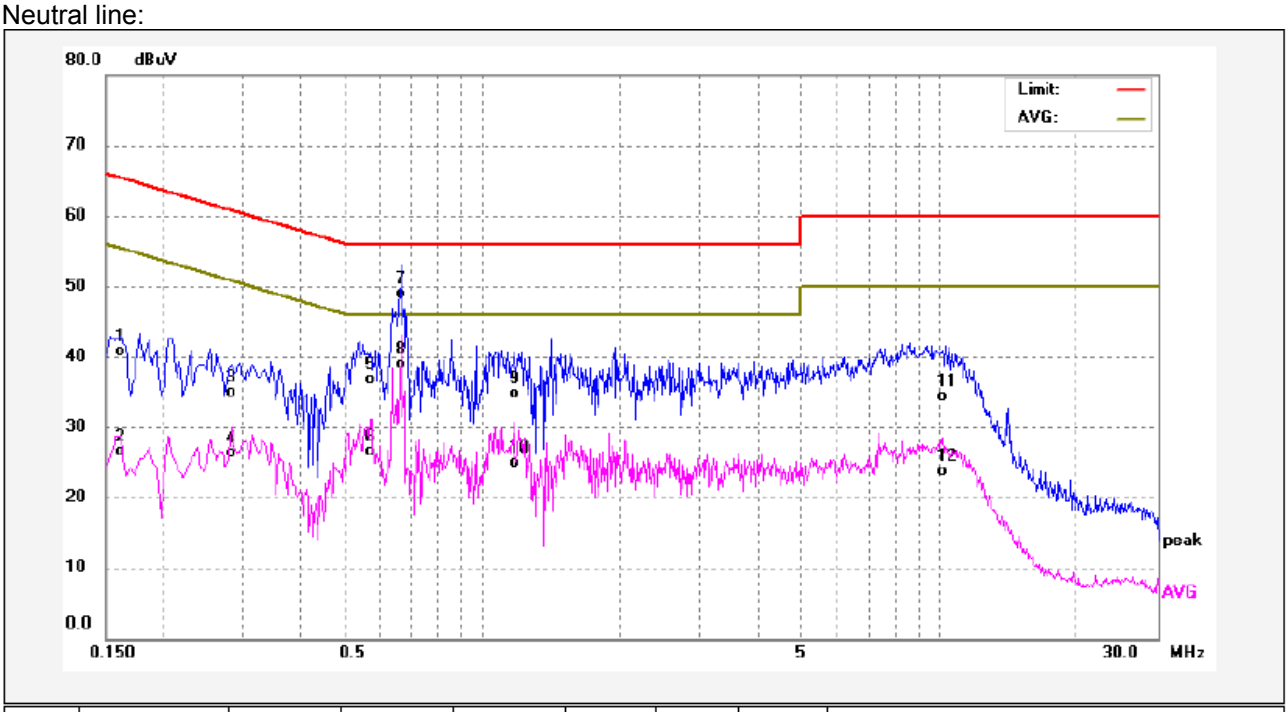

No.	Freq. (MHz)	Reading (dBuV)	Factor (dB)	Result (dBuV)	Limit dBuV	Margin (dB)	Detector	Remark
1	0.1620	31.13	9.55	40.68	65.36	-24.68	QP	
2	0.1620	16.89	9.55	26.44	55.36	-28.92	AVG	
3	0.2819	25.33	9.59	34.92	60.76	-25.84	QP	
4	0.2819	16.66	9.59	26.25	50.76	-24.51	AVG	
5	0.5700	27.09	9.60	36.69	56.00	-19.31	QP	
6	0.5700	16.92	9.60	26.52	46.00	-19.48	AVG	
7	0.6660	39.35	9.61	48.96	56.00	-7.04	QP	
8	0.6660	29.25	9.61	38.86	46.00	-7.14	AVG	
9	1.1740	25.11	9.62	34.73	56.00	-21.27	QP	
10	1.1740	15.28	9.62	24.90	46.00	-21.10	AVG	
11	10.1700	24.34	10.04	34.38	60.00	-25.62	QP	
12	10.1700	13.67	10.04	23.71	50.00	-26.29	AVG	

9 Radiated Emissions

Test Requirement: FCC 47CFR Part 15 Section 15.209 & 15.407

Test Method: ANSI C63.10:2013

Test Result: PASS

Measurement Distance: 3m

Limit:

Frequency (MHz)	Field Strength		Field Strength Limit at 3m Measurement Distance	
	uV/m	Distance (m)	uV/m	dBuV/m
0.009 ~ 0.490	2400/F(kHz)	300	10000 * 2400/F(kHz)	$20\log^{(2400/F(kHz))} + 80$
0.490 ~ 1.705	24000/F(kHz)	30	100 * 24000/F(kHz)	$20\log^{(24000/F(kHz))} + 40$
1.705 ~ 30	30	30	100 * 30	$20\log^{(30)} + 40$
30 ~ 88	100	3	100	$20\log^{(100)}$
88 ~ 216	150	3	150	$20\log^{(150)}$
216 ~ 960	200	3	200	$20\log^{(200)}$
Above 960	500	3	500	$20\log^{(500)}$

9.1 EUT Operation

Operating Environment **:**

Temperature: 26.8 °C

Humidity: 42.5 % RH

Atmospheric Pressure: 101.3kPa

EUT Operation :

The test was performed in transmitting mode, the test data were shown in the report.

9.2 Test Setup

The radiated emission tests were performed in the 3m Semi- Anechoic Chamber test site, using the setup accordance with the ANSI C63.10: 2013.

The test setup for emission measurement below 30MHz.

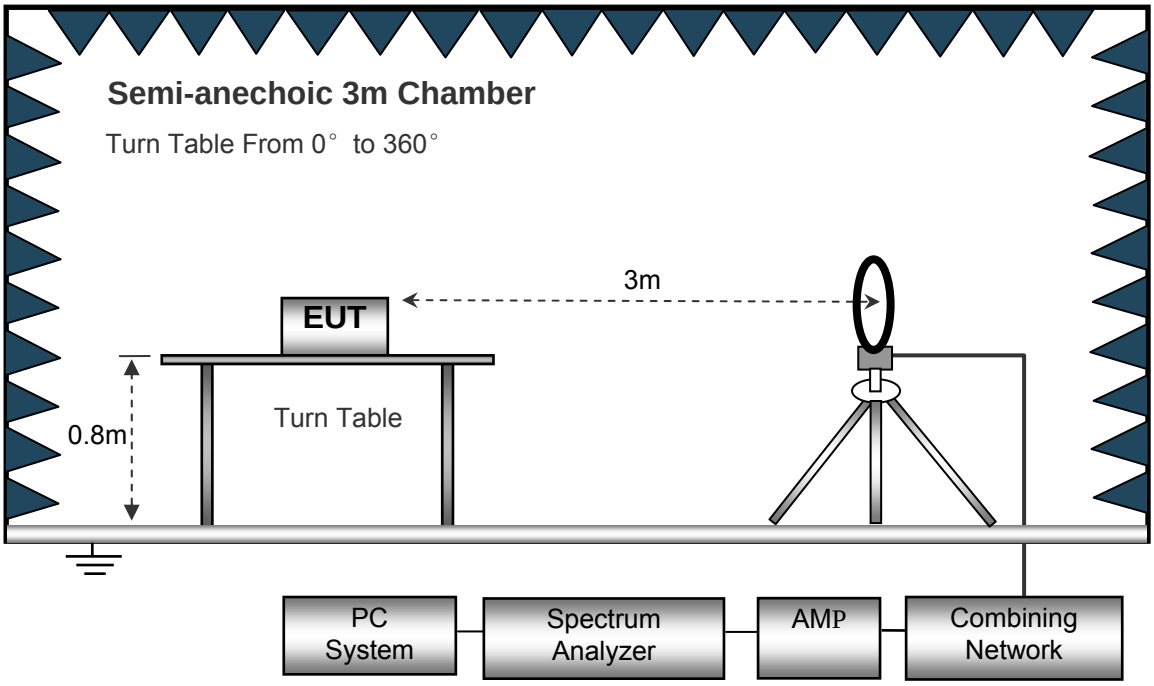

The test setup for emission measurement from 30 MHz to 1 GHz.

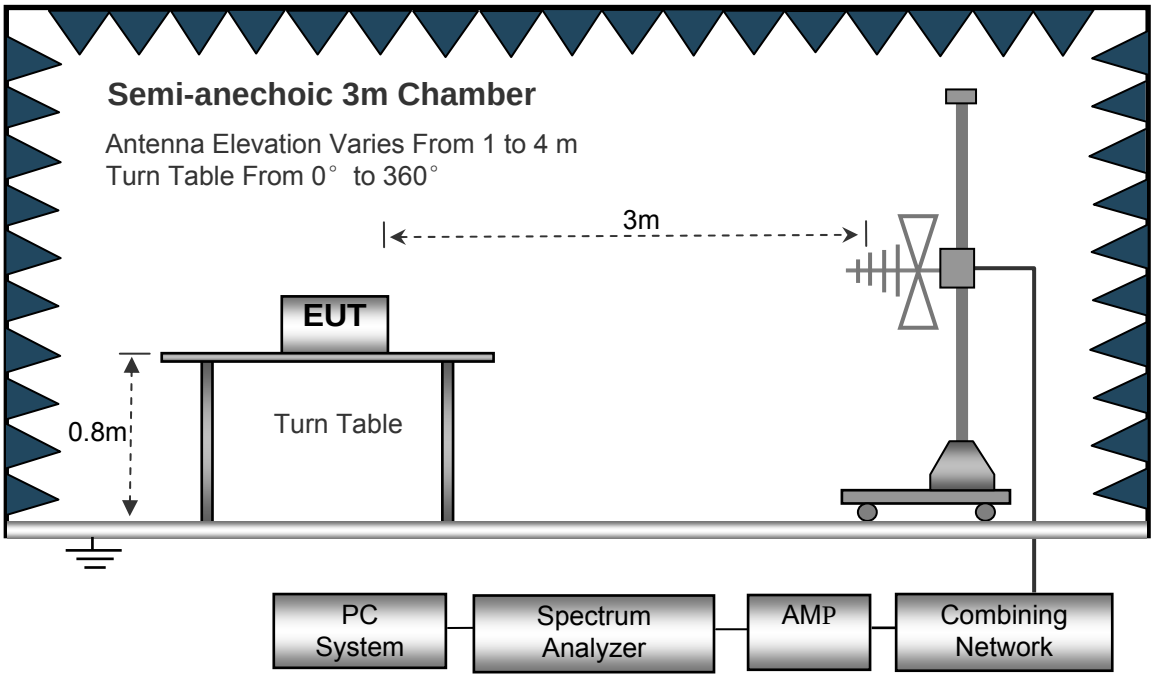

The test setup for emission measurement above 1 GHz.

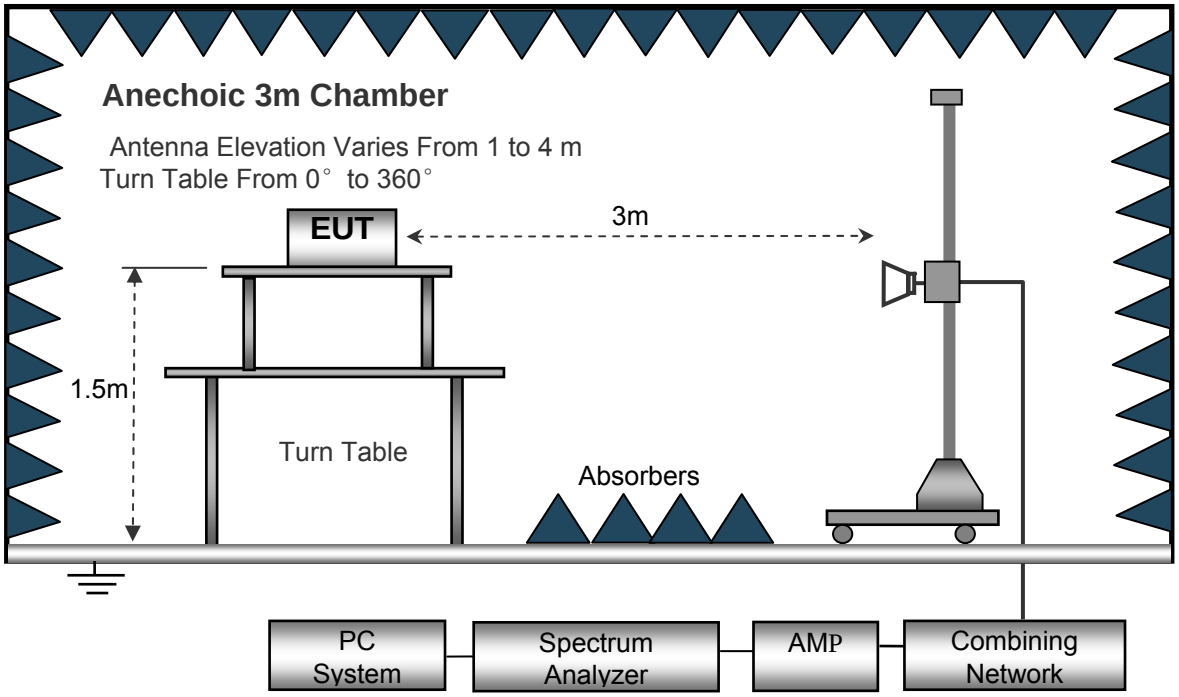

9.3 Spectrum Analyzer Setup

Below 30MHz

Sweep Speed ..... Auto
IF Bandwidth..... 10kHz
Video Bandwidth..... 10kHz
Resolution Bandwidth..... 10kHz

30MHz ~ 1GHz

Sweep Speed ..... Auto
Detector ..... PK
Resolution Bandwidth..... 100kHz
Video Bandwidth..... 300kHz

Above 1GHz

Sweep Speed ..... Auto
Detector ..... PK
Resolution Bandwidth..... 1MHz
Video Bandwidth..... 3MHz
Detector ..... Ave.
Resolution Bandwidth..... 1MHz
Video Bandwidth..... 10Hz

9.4 Test Procedure

1. The EUT is placed on a turntable, which is 0.8m above ground plane for below 1GHz and 1.5m for above 1GHz.
2. The turntable shall be rotated for 360 degrees to determine the position of maximum emission level.
3. EUT is set 3m away from the receiving antenna, which is moved from 1m to 4m to find out the maximum emissions.
4. Maximum procedure was performed on the six highest emissions to ensure EUT compliance.
5. And also, each emission was to be maximized by changing the polarization of receiving antenna both horizontal and vertical.
6. Repeat above procedures until the measurements for all frequencies are complete.
7. The radiation measurements are performed in X,Y and Z axis positioning(X denotes lying on the table, Y denotes side stand and Z denotes vertical stand),the worst condition was tested putting the eut in X axis,so the worst data were shown as follow.
8. A 2.4GHz high –pass filter is used druing radiated emissions above 1GHz measurement.

9.5 Corrected Amplitude & Margin Calculation

The Corrected Amplitude is calculated by adding the Antenna Factor and Cable Factor, and subtracting the Amplifier Gain from the Amplitude reading. The basic equation is as follows:

Corr. Ampl. = Indicated Reading + Antenna Factor + Cable Factor - Amplifier Gain

The “Margin” column of the following data tables indicates the degree of compliance with the applicable limit. For example, a margin of -7dB means the emission is 7dB below the maximum limit for Class B. The equation for margin calculation is as follows:

Margin = Corr. Ampl. – Limit

9.6 Summary of Test Results

Test Frequency: 9KHz~30MHz

The measurements were more than 20 dB below the limit and not reported.

Test Frequency : 30MHz ~ 18GHz

Frequency	Receiver Reading	Detector	Turn table Angle	RX Antenna		Corrected Factor	Corrected Amplitude	FCC Part 15.407/209/205	
				Height	Polar			Limit	Margin
(MHz)	(dBμV)	(PK/QP/Ave)	Degree	(m)	(H/V)	(dB)	(dBμV/m)	(dBμV/m)	(dB)
802.11a U-NII-1 Low Channel 5180MHz									
352.46	40.39	QP	342	1.4	H	-11.62	28.77	46.00	-17.23
352.46	46.95	QP	294	1.6	V	-11.62	35.33	46.00	-10.67
4512.31	54.23	PK	252	1.1	H	-2.03	52.20	74.00	-21.80
4512.31	43.69	Ave	252	1.1	H	-2.03	41.66	54.00	-12.34
5127.77	52.61	PK	34	1.1	H	-1.02	51.59	74.00	-22.41
5127.77	45.04	Ave	34	1.1	H	-1.02	44.02	54.00	-9.98
10360.00	41.93	PK	174	1.0	H	5.33	47.26	74.00	-26.74
10360.00	37.43	Ave	174	1.0	H	5.33	42.76	54.00	-11.24
802.11a U-NII-1 Middle channel 5200MHz									
352.46	39.76	QP	144	1.5	H	-11.62	28.14	46.00	-17.86
352.46	46.51	QP	343	1.9	V	-11.62	34.89	46.00	-11.11
4504.10	53.45	PK	308	1.2	H	-1.94	51.51	74.00	-22.49
4504.10	43.09	Ave	308	1.2	H	-1.94	41.15	54.00	-12.85
5148.82	52.03	PK	179	1.2	H	-1.06	50.97	74.00	-23.03
5148.82	44.39	Ave	179	1.2	H	-1.06	43.33	54.00	-10.67
10400.00	41.72	PK	4	1.2	H	5.21	46.93	74.00	-27.07
10400.00	36.74	Ave	4	1.2	H	5.21	41.95	54.00	-12.05

Frequency	Receiver Reading	Detector	Turn table Angle	RX Antenna		Corrected Factor	Corrected Amplitude	FCC Part 15.407/209/205	
				Height	Polar			Limit	Margin
(MHz)	(dBμV)	(PK/QP/Ave)	Degree	(m)	(H/V)	(dB)	(dBμV/m)	(dBμV/m)	(dB)
802.11a U-NII-1 High channel 5240MHz									
352.46	39.57	QP	331	2.0	H	-11.62	27.95	46.00	-18.05
352.46	46.46	QP	31	1.0	V	-11.62	34.84	46.00	-11.16
4501.07	52.26	PK	15	1.6	H	-2.24	50.02	74.00	-23.98
4501.07	43.05	Ave	15	1.6	H	-2.24	40.81	54.00	-13.19
5127.62	52.40	PK	37	1.9	H	-1.09	51.31	74.00	-22.69
5127.62	44.86	Ave	37	1.9	H	-1.09	43.77	54.00	-10.23
10480.00	41.53	PK	44	1.1	H	5.14	46.67	74.00	-27.33
10480.00	36.27	Ave	44	1.1	H	5.14	41.41	54.00	-12.59
802.11a U-NII-2A Low Channel 5260MHz									
352.46	39.02	QP	129	1.4	H	-11.62	27.40	46.00	-18.60
352.46	45.80	QP	150	1.5	V	-11.62	34.18	46.00	-11.82
4523.43	53.49	PK	310	1.9	H	-2.03	51.46	74.00	-22.54
4523.43	41.16	Ave	310	1.9	H	-2.03	39.13	54.00	-14.87
5147.60	53.22	PK	243	1.2	H	-1.02	52.20	74.00	-21.80
5147.60	39.00	Ave	243	1.2	H	-1.02	37.98	54.00	-16.02
10520.00	41.12	PK	343	1.6	H	5.33	46.45	74.00	-27.55
10520.00	33.67	Ave	343	1.6	H	5.33	39.00	54.00	-15.00

Frequency	Receiver Reading	Detector	Turn table Angle	RX Antenna		Corrected Factor	Corrected Amplitude	FCC Part 15.407/209/205	
				Height	Polar			Limit	Margin
(MHz)	(dBμV)	(PK/QP/Ave)	Degree	(m)	(H/V)	(dB)	(dBμV/m)	(dBμV/m)	(dB)
802.11a U-NII-2A middle channel 5280MHz									
352.46	38.07	QP	276	1.7	H	-11.62	26.45	46.00	-19.55
352.46	44.38	QP	241	1.3	V	-11.62	32.76	46.00	-13.24
4537.23	52.29	PK	71	1.7	H	-1.94	50.35	74.00	-23.65
4537.23	40.46	Ave	71	1.7	H	-1.94	38.52	54.00	-15.48
5116.45	52.43	PK	154	2.0	H	-1.06	51.37	74.00	-22.63
5116.45	39.02	Ave	154	2.0	H	-1.06	37.96	54.00	-16.04
10560.00	40.80	PK	297	1.7	H	5.21	46.01	74.00	-27.99
10560.00	32.96	Ave	297	1.7	H	5.21	38.17	54.00	-15.83
802.11a U-NII-2A High channel 5320MHz									
352.46	37.96	QP	320	2.0	H	-11.62	26.34	46.00	-19.66
352.46	43.68	QP	151	1.7	V	-11.62	32.06	46.00	-13.94
4522.23	52.10	PK	294	1.8	H	-2.24	49.86	74.00	-24.14
4522.23	39.20	Ave	294	1.8	H	-2.24	36.96	54.00	-17.04
5113.15	52.38	PK	159	1.5	H	-1.09	51.29	74.00	-22.71
5113.15	38.80	Ave	159	1.5	H	-1.09	37.71	54.00	-16.29
10640.00	40.38	PK	354	1.4	H	5.14	45.52	74.00	-28.48
10640.00	32.32	Ave	354	1.4	H	5.14	37.46	54.00	-16.54

Frequency	Receiver Reading	Detector	Turn table Angle	RX Antenna		Corrected Factor	Corrected Amplitude	FCC Part 15.407/209/205	
				Height	Polar			Limit	Margin
(MHz)	(dBμV)	(PK/QP/Ave)	Degree	(m)	(H/V)	(dB)	(dBμV/m)	(dBμV/m)	(dB)
802.11a U-NII-2C Low Channel 5500MHz									
352.46	41.39	QP	356	1.7	H	-11.62	29.77	46.00	-16.23
352.46	45.27	QP	281	1.9	V	-11.62	33.65	46.00	-12.35
4519.97	53.59	PK	93	1.3	H	-2.03	51.56	74.00	-22.44
4519.97	40.07	Ave	93	1.3	H	-2.03	38.04	54.00	-15.96
5111.08	52.57	PK	187	1.3	H	-1.02	51.55	74.00	-22.45
5111.08	38.51	Ave	187	1.3	H	-1.02	37.49	54.00	-16.51
11000.00	41.84	PK	232	1.4	H	5.33	47.17	74.00	-26.83
11000.00	37.61	Ave	232	1.4	H	5.33	42.94	54.00	-11.06
802.11a U-NII-2C Middle channel 5600MHz									
352.46	40.19	QP	280	1.4	H	-11.62	28.57	46.00	-17.43
352.46	44.88	QP	272	1.9	V	-11.62	33.26	46.00	-12.74
4518.12	53.45	PK	81	1.5	H	-1.94	51.51	74.00	-22.49
4518.12	39.14	Ave	81	1.5	H	-1.94	37.20	54.00	-16.80
5148.51	51.93	PK	80	1.1	H	-1.06	50.87	74.00	-23.13
5148.51	38.62	Ave	80	1.1	H	-1.06	37.56	54.00	-16.44
11200.00	41.16	PK	59	1.8	H	5.21	46.37	74.00	-27.63
11200.00	36.48	Ave	59	1.8	H	5.21	41.69	54.00	-12.31

Frequency	Receiver Reading	Detector	Turn table Angle	RX Antenna		Corrected Factor	Corrected Amplitude	FCC Part 15.407/209/205	
				Height	Polar			Limit	Margin
(MHz)	(dBμV)	(PK/QP/Ave)	Degree	(m)	(H/V)	(dB)	(dBμV/m)	(dBμV/m)	(dB)
802.11a U-NII-2C High channel 5700MHz									
352.46	39.73	QP	4	1.4	H	-11.62	28.11	46.00	-17.89
352.46	44.53	QP	46	1.4	V	-11.62	32.91	46.00	-13.09
4526.89	52.96	PK	297	1.3	H	-2.24	50.72	74.00	-23.28
4526.89	37.96	Ave	297	1.3	H	-2.24	35.72	54.00	-18.28
5144.25	50.96	PK	71	1.7	H	-1.09	49.87	74.00	-24.13
5144.25	38.60	Ave	71	1.7	H	-1.09	37.51	54.00	-16.49
11400.00	41.77	PK	132	1.1	H	5.14	46.91	74.00	-27.09
11400.00	37.46	Ave	132	1.1	H	5.14	42.60	54.00	-11.40
802.11a U-NII-3 Low Channel 5745MHz									
352.46	38.91	QP	23	1.3	H	-11.62	27.29	46.00	-18.71
352.46	45.41	QP	156	1.5	V	-11.62	33.79	46.00	-12.21
4513.56	52.05	PK	254	1.4	H	-2.06	49.99	74.00	-24.01
4513.56	40.80	Ave	254	1.4	H	-2.06	38.74	54.00	-15.26
5383.98	41.60	PK	207	1.3	H	5.93	47.53	74.00	-26.47
5383.98	36.24	Ave	207	1.3	H	5.93	42.17	54.00	-11.83
11490.00	46.14	PK	141	1.8	H	-1.25	44.89	74.00	-29.11
11490.00	39.18	Ave	141	1.8	H	-1.25	37.93	54.00	-16.07

Frequency	Receiver Reading	Detector	Turn table Angle	RX Antenna		Corrected Factor	Corrected Amplitude	FCC Part 15.407/209/205	
				Height	Polar			Limit	Margin
(MHz)	(dBμV)	(PK/QP/Ave)	Degree	(m)	(H/V)	(dB)	(dBμV/m)	(dBμV/m)	(dB)
802.11a U-NII-3 middle channel 5785MHz									
352.46	37.47	QP	20	1.2	H	-11.62	25.85	46.00	-20.15
352.46	44.71	QP	185	1.0	V	-11.62	33.09	46.00	-12.91
4537.36	50.84	PK	328	1.6	H	-2.03	48.81	74.00	-25.19
4537.36	39.50	Ave	328	1.6	H	-2.03	37.47	54.00	-16.53
5383.46	40.62	PK	291	1.4	H	5.81	46.43	74.00	-27.57
5383.46	36.25	Ave	291	1.4	H	5.81	42.06	54.00	-11.94
11570.00	46.78	PK	153	1.4	H	-1.22	45.56	74.00	-28.44
11570.00	37.75	Ave	153	1.4	H	-1.22	36.53	54.00	-17.47
802.11a U-NII-3 High channel 5825MHz									
352.46	36.08	QP	41	1.2	H	-11.62	24.46	46.00	-21.54
352.46	44.43	QP	314	1.0	V	-11.62	32.81	46.00	-13.19
4528.52	50.56	PK	141	1.8	H	-1.84	48.72	74.00	-25.28
4528.52	38.52	Ave	141	1.8	H	-1.84	36.68	54.00	-17.32
5361.04	41.79	PK	186	1.2	H	5.84	47.63	74.00	-26.37
5361.04	35.92	Ave	186	1.2	H	5.84	41.76	54.00	-12.24
11650.00	46.56	PK	317	1.1	H	-1.30	45.26	74.00	-28.74
11650.00	37.92	Ave	317	1.1	H	-1.30	36.62	54.00	-17.38

Frequency	Receiver Reading	Detector	Turn table Angle	RX Antenna		Corrected Factor	Corrected Amplitude	FCC Part 15.407/209/205	
				Height	Polar			Limit	Margin
(MHz)	(dBμV)	(PK/QP/Ave)	Degree	(m)	(H/V)	(dB)	(dBμV/m)	(dBμV/m)	(dB)
802.11n(HT20) U-NII-1 Low Channel 5180MHz									
352.46	35.75	QP	128	1.1	H	-11.62	24.13	46.00	-21.87
352.46	43.25	QP	130	1.8	V	-11.62	31.63	46.00	-14.37
4538.12	50.19	PK	257	2.0	H	-2.14	48.05	74.00	-25.95
4538.12	37.09	Ave	257	2.0	H	-2.14	34.95	54.00	-19.05
5148.09	45.52	PK	14	1.2	H	-1.06	44.46	74.00	-29.54
5148.09	39.24	Ave	14	1.2	H	-1.06	38.18	54.00	-15.82
10360.00	40.66	PK	191	1.0	H	5.33	45.99	74.00	-28.01
10360.00	37.15	Ave	191	1.0	H	5.33	42.48	54.00	-11.52
802.11n(HT20) U-NII-1 Middle channel 5200MHz									
352.46	34.77	QP	144	1.8	H	-11.62	23.15	46.00	-22.85
352.46	42.92	QP	251	1.6	V	-11.62	31.30	46.00	-14.70
4519.87	50.07	PK	77	1.3	H	-2.12	47.95	74.00	-26.05
4519.87	36.57	Ave	77	1.3	H	-2.12	34.45	54.00	-19.55
5134.47	45.89	PK	130	1.7	H	-1.06	44.83	74.00	-29.17
5134.47	39.66	Ave	130	1.7	H	-1.06	38.60	54.00	-15.40
10400.00	41.70	PK	64	1.5	H	5.21	46.91	74.00	-27.09
10400.00	38.46	Ave	64	1.5	H	5.21	43.67	54.00	-10.33

Frequency	Receiver Reading	Detector	Turn table Angle	RX Antenna		Corrected Factor	Corrected Amplitude	FCC Part 15.407/209/205	
				Height	Polar			Limit	Margin
(MHz)	(dBμV)	(PK/QP/Ave)	Degree	(m)	(H/V)	(dB)	(dBμV/m)	(dBμV/m)	(dB)
802.11n(HT20) U-NII-1 High channel 5240MHz									
352.46	33.35	QP	309	1.3	H	-11.62	21.73	46.00	-24.27
352.46	44.87	QP	318	1.7	V	-11.62	33.25	46.00	-12.75
4514.11	48.70	PK	97	2.0	H	-1.96	46.74	74.00	-27.26
4514.11	35.36	Ave	97	2.0	H	-1.96	33.40	54.00	-20.60
5120.06	47.81	PK	221	1.4	H	-1.06	46.75	74.00	-27.25
5120.06	39.69	Ave	221	1.4	H	-1.06	38.63	54.00	-15.37
10480.00	43.32	PK	96	1.9	H	5.14	48.46	74.00	-25.54
10480.00	37.34	Ave	96	1.9	H	5.14	42.48	54.00	-11.52
802.11n(HT20) U-NII-2A Low Channel 5260MHz									
352.46	36.03	QP	290	1.4	H	-11.62	24.41	46.00	-21.59
352.46	40.93	QP	228	1.2	V	-11.62	29.31	46.00	-16.69
4502.44	40.10	PK	216	1.6	H	-2.03	38.07	74.00	-35.93
4502.44	46.03	Ave	216	1.6	H	-2.03	44.00	54.00	-10.00
5139.33	38.37	PK	122	1.8	H	-1.02	37.35	74.00	-36.65
5139.33	37.79	Ave	122	1.8	H	-1.02	36.77	54.00	-17.23
10520.00	38.51	PK	41	1.9	H	5.33	43.84	74.00	-30.16
10520.00	36.74	Ave	41	1.9	H	5.33	42.07	54.00	-11.93

Frequency	Receiver Reading	Detector	Turn table Angle	RX Antenna		Corrected Factor	Corrected Amplitude	FCC Part 15.407/209/205	
				Height	Polar			Limit	Margin
(MHz)	(dBμV)	(PK/QP/Ave)	Degree	(m)	(H/V)	(dB)	(dBμV/m)	(dBμV/m)	(dB)
802.11n(HT20) U-NII-2A middle channel 5280MHz									
352.46	36.69	QP	306	2.0	H	-11.62	25.07	46.00	-20.93
352.46	42.36	QP	215	1.7	V	-11.62	30.74	46.00	-15.26
4515.00	40.10	PK	250	1.5	H	-1.94	38.16	74.00	-35.84
4515.00	46.82	Ave	250	1.5	H	-1.94	44.88	54.00	-9.12
5141.91	37.89	PK	133	1.3	H	-1.06	36.83	74.00	-37.17
5141.91	39.70	Ave	133	1.3	H	-1.06	38.64	54.00	-15.36
10560.00	38.91	PK	258	1.8	H	5.21	44.12	74.00	-29.88
10560.00	37.13	Ave	258	1.8	H	5.21	42.34	54.00	-11.66
802.11n(HT20) U-NII-2A High channel 5320MHz									
352.46	37.11	QP	59	2.0	H	-11.62	25.49	46.00	-20.51
352.46	42.87	QP	348	1.7	V	-11.62	31.25	46.00	-14.75
4501.30	38.97	PK	9	1.6	H	-2.24	36.73	74.00	-37.27
4501.30	46.99	Ave	9	1.6	H	-2.24	44.75	54.00	-9.25
5147.05	38.59	PK	28	1.8	H	-1.09	37.50	74.00	-36.50
5147.05	41.68	Ave	28	1.8	H	-1.09	40.59	54.00	-13.41
10640.00	37.57	PK	348	1.8	H	5.14	42.71	74.00	-31.29
10640.00	36.96	Ave	348	1.8	H	5.14	42.10	54.00	-11.90

Frequency	Receiver Reading	Detector	Turn table Angle	RX Antenna		Corrected Factor	Corrected Amplitude	FCC Part 15.407/209/205	
				Height	Polar			Limit	Margin
(MHz)	(dBμV)	(PK/QP/Ave)	Degree	(m)	(H/V)	(dB)	(dBμV/m)	(dBμV/m)	(dB)
802.11n(HT20) U-NII-2C Low Channel 5500MHz									
352.46	37.16	QP	312	1.9	H	-11.62	25.54	46.00	-20.46
352.46	41.75	QP	303	2.0	V	-11.62	30.13	46.00	-15.87
4525.10	37.26	PK	157	1.9	H	-2.03	35.23	74.00	-38.77
4525.10	34.73	Ave	157	1.9	H	-2.03	32.70	54.00	-21.30
5125.51	46.37	PK	115	2.0	H	-1.02	45.35	74.00	-28.65
5125.51	39.96	Ave	115	2.0	H	-1.02	38.94	54.00	-15.06
11000.00	35.19	PK	7	1.7	H	5.33	40.52	74.00	-33.48
11000.00	35.32	Ave	7	1.7	H	5.33	40.65	54.00	-13.35
802.11n(HT20) U-NII-2C Middle channel 5600MHz									
352.46	35.91	QP	354	1.5	H	-11.62	24.29	46.00	-21.71
352.46	41.08	QP	215	2.0	V	-11.62	29.46	46.00	-16.54
4512.55	37.79	PK	232	1.0	H	-1.94	35.85	74.00	-38.15
4512.55	33.94	Ave	232	1.0	H	-1.94	32.00	54.00	-22.00
5134.82	47.74	PK	72	1.3	H	-1.06	46.68	74.00	-27.32
5134.82	40.85	Ave	72	1.3	H	-1.06	39.79	54.00	-14.21
11200.00	34.61	PK	221	1.2	H	5.21	39.82	74.00	-34.18
11200.00	36.29	Ave	221	1.2	H	5.21	41.50	54.00	-12.50

Frequency	Receiver Reading	Detector	Turn table Angle	RX Antenna		Corrected Factor	Corrected Amplitude	FCC Part 15.407/209/205	
				Height	Polar			Limit	Margin
(MHz)	(dBμV)	(PK/QP/Ave)	Degree	(m)	(H/V)	(dB)	(dBμV/m)	(dBμV/m)	(dB)
802.11n(HT20) U-NII-2C High channel 5700MHz									
352.46	35.43	QP	52	1.5	H	-11.62	23.81	46.00	-22.19
352.46	40.60	QP	223	1.8	V	-11.62	28.98	46.00	-17.02
4529.86	37.86	PK	59	1.3	H	-2.24	35.62	74.00	-38.38
4529.86	33.21	Ave	59	1.3	H	-2.24	30.97	54.00	-23.03
5122.83	49.60	PK	179	1.6	H	-1.09	48.51	74.00	-25.49
5122.83	41.80	Ave	179	1.6	H	-1.09	40.71	54.00	-13.29
11400.00	35.94	PK	128	1.6	H	5.14	41.08	74.00	-32.92
11400.00	34.15	Ave	128	1.6	H	5.14	39.29	54.00	-14.71
802.11n(HT20) U-NII-3 Low Channel 5745MHz									
352.46	33.28	QP	54	1.5	H	-11.62	21.66	46.00	-24.34
352.46	39.91	QP	328	1.4	V	-11.62	28.29	46.00	-17.71
4513.68	38.68	PK	110	1.0	H	-2.06	36.62	74.00	-37.38
4513.68	44.74	Ave	110	1.0	H	-2.06	42.68	54.00	-11.32
5351.88	38.09	PK	304	1.4	H	5.93	44.02	74.00	-29.98
5351.88	38.04	Ave	304	1.4	H	5.93	43.97	54.00	-10.03
11490.00	45.33	PK	59	1.5	H	-1.25	44.08	74.00	-29.92
11490.00	39.40	Ave	59	1.5	H	-1.25	38.15	54.00	-15.85

Frequency	Receiver Reading	Detector	Turn table Angle	RX Antenna		Corrected Factor	Corrected Amplitude	FCC Part 15.407/209/205	
				Height	Polar			Limit	Margin
(MHz)	(dBμV)	(PK/QP/Ave)	Degree	(m)	(H/V)	(dB)	(dBμV/m)	(dBμV/m)	(dB)
802.11n(HT20) U-NII-3 middle channel 5785MHz									
352.46	32.89	QP	96	1.4	H	-11.62	21.27	46.00	-24.73
352.46	41.97	QP	10	1.3	V	-11.62	30.35	46.00	-15.65
4537.90	39.06	PK	224	1.9	H	-2.03	37.03	74.00	-36.97
4537.90	45.59	Ave	224	1.9	H	-2.03	43.56	54.00	-10.44
5389.31	37.90	PK	10	1.2	H	5.81	43.71	74.00	-30.29
5389.31	39.11	Ave	10	1.2	H	5.81	44.92	54.00	-9.08
11570.00	46.79	PK	278	1.3	H	-1.22	45.57	74.00	-28.43
11570.00	39.37	Ave	278	1.3	H	-1.22	38.15	54.00	-15.85
802.11n(HT20) U-NII-3 High channel 5825MHz									
352.46	31.70	QP	132	1.4	H	-11.62	20.08	46.00	-25.92
352.46	42.13	QP	340	1.9	V	-11.62	30.51	46.00	-15.49
4524.88	37.83	PK	219	1.4	H	-1.84	35.99	74.00	-38.01
4524.88	45.20	Ave	219	1.4	H	-1.84	43.36	54.00	-10.64
5374.59	36.46	PK	180	1.0	H	5.84	42.30	74.00	-31.70
5374.59	38.93	Ave	180	1.0	H	5.84	44.77	54.00	-9.23
11650.00	45.23	PK	286	1.3	H	-1.30	43.93	74.00	-30.07
11650.00	37.29	Ave	286	1.3	H	-1.30	35.99	54.00	-18.01

Frequency	Receiver Reading	Detector	Turn table Angle	RX Antenna		Corrected Factor	Corrected Amplitude	FCC Part 15.407/209/205	
				Height	Polar			Limit	Margin
(MHz)	(dBμV)	(PK/QP/Ave)	Degree	(m)	(H/V)	(dB)	(dBμV/m)	(dBμV/m)	(dB)
802.11ac(VHT20) U-NII-1 Low Channel 5180MHz									
352.46	31.05	QP	348	1.4	H	-11.62	19.43	46.00	-26.57
352.46	40.28	QP	32	1.7	V	-11.62	28.66	46.00	-17.34
4502.85	44.39	PK	323	1.1	H	-1.86	42.53	74.00	-31.47
4502.85	36.73	Ave	323	1.1	H	-1.86	34.87	54.00	-19.13
5129.80	34.52	PK	21	1.3	H	-1.06	33.46	74.00	-40.54
5129.80	42.72	Ave	21	1.3	H	-1.06	41.66	54.00	-12.34
10360.00	46.27	PK	40	1.7	H	5.33	51.60	74.00	-22.40
10360.00	39.33	Ave	40	1.7	H	5.33	44.66	54.00	-9.34
802.11ac(VHT20) U-NII-1 Middle channel 5200MHz									
352.46	30.31	QP	147	1.2	H	-11.62	18.69	46.00	-27.31
352.46	39.92	QP	96	1.3	V	-11.62	28.30	46.00	-17.70
4530.56	43.81	PK	328	1.1	H	-1.82	41.99	74.00	-32.01
4530.56	37.13	Ave	328	1.1	H	-1.82	35.31	54.00	-18.69
5135.01	34.04	PK	6	1.9	H	-1.06	32.98	74.00	-41.02
5135.01	41.78	Ave	6	1.9	H	-1.06	40.72	54.00	-13.28
10400.00	41.39	PK	254	1.9	H	5.21	46.60	74.00	-27.40
10400.00	38.53	Ave	254	1.9	H	5.21	43.74	54.00	-10.26

Frequency	Receiver Reading	Detector	Turn table Angle	RX Antenna		Corrected Factor	Corrected Amplitude	FCC Part 15.407/209/205	
				Height	Polar			Limit	Margin
(MHz)	(dBμV)	(PK/QP/Ave)	Degree	(m)	(H/V)	(dB)	(dBμV/m)	(dBμV/m)	(dB)
802.11ac(VHT20) U-NII-1 High channel 5240MHz									
352.46	31.85	QP	353	1.3	H	-11.62	20.23	46.00	-25.77
352.46	38.32	QP	256	1.1	V	-11.62	26.70	46.00	-19.30
4524.30	45.26	PK	281	1.3	H	-1.81	43.45	74.00	-30.55
4524.30	37.96	Ave	281	1.3	H	-1.81	36.15	54.00	-17.85
5136.84	36.73	PK	262	1.2	H	-1.06	35.67	74.00	-38.33
5136.84	42.11	Ave	262	1.2	H	-1.06	41.05	54.00	-12.95
10480.00	40.79	PK	186	1.7	H	5.14	45.93	74.00	-28.07
10480.00	37.58	Ave	186	1.7	H	5.14	42.72	54.00	-11.28
802.11ac(VHT20) U-NII-2A Low Channel 5260MHz									
352.46	36.42	QP	240	1.4	H	-11.62	24.80	46.00	-21.20
352.46	43.06	QP	254	1.3	V	-11.62	31.44	46.00	-14.56
4516.40	40.96	PK	152	1.3	H	-2.03	38.93	74.00	-35.07
4516.40	38.74	Ave	152	1.3	H	-2.03	36.71	54.00	-17.29
5145.27	46.50	PK	27	1.9	H	-1.02	45.48	74.00	-28.52
5145.27	39.15	Ave	27	1.9	H	-1.02	38.13	54.00	-15.87
10520.00	35.09	PK	204	1.9	H	5.33	40.42	74.00	-33.58
10520.00	40.96	Ave	204	1.9	H	5.33	46.29	54.00	-7.71

Frequency	Receiver Reading	Detector	Turn table Angle	RX Antenna		Corrected Factor	Corrected Amplitude	FCC Part 15.407/209/205	
				Height	Polar			Limit	Margin
(MHz)	(dBμV)	(PK/QP/Ave)	Degree	(m)	(H/V)	(dB)	(dBμV/m)	(dBμV/m)	(dB)
802.11ac(VHT20) U-NII-2A middle channel 5280MHz									
352.46	36.33	QP	196	1.9	H	-11.62	24.71	46.00	-21.29
352.46	43.39	QP	106	1.8	V	-11.62	31.77	46.00	-14.23
4524.29	41.25	PK	338	1.9	H	-1.94	39.31	74.00	-34.69
4524.29	39.22	Ave	338	1.9	H	-1.94	37.28	54.00	-16.72
5138.01	48.50	PK	31	1.7	H	-1.06	47.44	74.00	-26.56
5138.01	41.15	Ave	31	1.7	H	-1.06	40.09	54.00	-13.91
10560.00	34.96	PK	78	1.4	H	5.21	40.17	74.00	-33.83
10560.00	40.35	Ave	78	1.4	H	5.21	45.56	54.00	-8.44
802.11ac(VHT20) U-NII-2A High channel 5320MHz									
352.46	36.57	QP	84	1.1	H	-11.62	24.95	46.00	-21.05
352.46	42.52	QP	336	1.2	V	-11.62	30.90	46.00	-15.10
4522.07	42.47	PK	203	1.9	H	-2.24	40.23	74.00	-33.77
4522.07	40.30	Ave	203	1.9	H	-2.24	38.06	54.00	-15.94
5124.09	48.44	PK	310	1.5	H	-1.09	47.35	74.00	-26.65
5124.09	42.42	Ave	310	1.5	H	-1.09	41.33	54.00	-12.67
10640.00	33.89	PK	346	1.5	H	5.14	39.03	74.00	-34.97
10640.00	41.30	Ave	346	1.5	H	5.14	46.44	54.00	-7.56

Frequency	Receiver Reading	Detector	Turn table Angle	RX Antenna		Corrected Factor	Corrected Amplitude	FCC Part 15.407/209/205	
				Height	Polar			Limit	Margin
(MHz)	(dBμV)	(PK/QP/Ave)	Degree	(m)	(H/V)	(dB)	(dBμV/m)	(dBμV/m)	(dB)
802.11ac(VHT20) U-NII-2C Low Channel 5500MHz									
352.46	41.46	QP	326	1.1	H	-11.62	29.84	46.00	-16.16
352.46	44.68	QP	306	1.1	V	-11.62	33.06	46.00	-12.94
4517.90	35.78	PK	287	1.2	H	-2.03	33.75	74.00	-40.25
4517.90	47.53	Ave	287	1.2	H	-2.03	45.50	54.00	-8.50
5142.13	46.62	PK	324	1.8	H	-1.02	45.60	74.00	-28.40
5142.13	38.90	Ave	324	1.8	H	-1.02	37.88	54.00	-16.12
11000.00	39.57	PK	84	1.4	H	5.33	44.90	74.00	-29.10
11000.00	39.32	Ave	84	1.4	H	5.33	44.65	54.00	-9.35
802.11ac(VHT20) U-NII-2C Middle channel 5600MHz									
352.46	33.84	QP	300	1.7	H	-11.62	22.22	46.00	-23.78
352.46	43.35	QP	267	1.8	V	-11.62	31.73	46.00	-14.27
4514.54	37.98	PK	107	1.9	H	-1.94	36.04	74.00	-37.96
4514.54	47.00	Ave	107	1.9	H	-1.94	45.06	54.00	-8.94
5148.10	45.92	PK	171	1.7	H	-1.06	44.86	74.00	-29.14
5148.10	39.17	Ave	171	1.7	H	-1.06	38.11	54.00	-15.89
11200.00	33.88	PK	284	1.4	H	5.21	39.09	74.00	-34.91
11200.00	34.09	Ave	284	1.4	H	5.21	39.30	54.00	-14.70

Frequency	Receiver Reading	Detector	Turn table Angle	RX Antenna		Corrected Factor	Corrected Amplitude	FCC Part 15.407/209/205	
				Height	Polar			Limit	Margin
(MHz)	(dBμV)	(PK/QP/Ave)	Degree	(m)	(H/V)	(dB)	(dBμV/m)	(dBμV/m)	(dB)
802.11ac(VHT20) U-NII-2C High channel 5700MHz									
352.46	35.02	QP	100	1.3	H	-11.62	23.40	46.00	-22.60
352.46	44.25	QP	157	1.2	V	-11.62	32.63	46.00	-13.37
4530.07	38.03	PK	247	2.0	H	-2.24	35.79	74.00	-38.21
4530.07	45.96	Ave	247	2.0	H	-2.24	43.72	54.00	-10.28
5120.75	47.11	PK	260	1.8	H	-1.09	46.02	74.00	-27.98
5120.75	40.59	Ave	260	1.8	H	-1.09	39.50	54.00	-14.50
11400.00	33.70	PK	124	1.9	H	5.14	38.84	74.00	-35.16
11400.00	35.59	Ave	124	1.9	H	5.14	40.73	54.00	-13.27
802.11ac(VHT20) U-NII-3 Low Channel 5745MHz									
352.46	30.25	QP	171	1.4	H	-11.62	18.63	46.00	-27.37
352.46	41.97	QP	112	1.7	V	-11.62	30.35	46.00	-15.65
4534.74	43.07	PK	244	1.5	H	-1.92	41.15	74.00	-32.85
4534.74	36.18	Ave	244	1.5	H	-1.92	34.26	54.00	-19.74
5368.92	39.23	PK	202	1.1	H	5.93	45.16	74.00	-28.84
5368.92	35.73	Ave	202	1.1	H	5.93	41.66	54.00	-12.34
11490.00	45.91	PK	163	1.5	H	-1.03	44.88	74.00	-29.12
11490.00	39.64	Ave	163	1.5	H	-1.03	38.61	54.00	-15.39

Frequency	Receiver Reading	Detector	Turn table Angle	RX Antenna		Corrected Factor	Corrected Amplitude	FCC Part 15.407/209/205	
				Height	Polar			Limit	Margin
(MHz)	(dBμV)	(PK/QP/Ave)	Degree	(m)	(H/V)	(dB)	(dBμV/m)	(dBμV/m)	(dB)
802.11ac(VHT20) U-NII-3 middle channel 5785MHz									
352.46	32.18	QP	84	1.8	H	-11.62	20.56	46.00	-25.44
352.46	45.61	QP	294	1.1	V	-11.62	33.99	46.00	-12.01
4524.67	43.91	PK	123	1.7	H	-1.97	41.94	74.00	-32.06
4524.67	36.39	Ave	123	1.7	H	-1.97	34.42	54.00	-19.58
5364.54	42.55	PK	76	1.3	H	5.81	48.36	74.00	-25.64
5364.54	37.48	Ave	76	1.3	H	5.81	43.29	54.00	-10.71
11570.00	45.47	PK	73	1.8	H	-1.05	44.42	74.00	-29.58
11570.00	37.05	Ave	73	1.8	H	-1.05	36.00	54.00	-18.00
802.11ac(VHT20) U-NII-3 High channel 5825MHz									
352.46	32.97	QP	343	1.5	H	-11.62	21.35	46.00	-24.65
352.46	46.18	QP	32	1.7	V	-11.62	34.56	46.00	-11.44
4531.02	44.58	PK	160	1.6	H	-1.88	42.70	74.00	-31.30
4531.02	36.69	Ave	160	1.6	H	-1.88	34.81	54.00	-19.19
5356.96	42.94	PK	6	1.1	H	5.84	48.78	74.00	-25.22
5356.96	38.11	Ave	6	1.1	H	5.84	43.95	54.00	-10.05
11650.00	46.43	PK	350	1.5	H	-1.06	45.37	74.00	-28.63
11650.00	37.83	Ave	350	1.5	H	-1.06	36.77	54.00	-17.23

Frequency	Receiver Reading	Detector	Turn table Angle	RX Antenna		Corrected Factor	Corrected Amplitude	FCC Part 15.407/209/205	
				Height	Polar			Limit	Margin
(MHz)	(dBμV)	(PK/QP/Ave)	Degree	(m)	(H/V)	(dB)	(dBμV/m)	(dBμV/m)	(dB)
802.11ax(HE20) U-NII-1 Low Channel 5180MHz									
352.46	32.76	QP	279	1.2	H	-11.62	21.14	46.00	-24.86
352.46	38.12	QP	58	1.6	V	-11.62	26.50	46.00	-19.50
4509.70	45.66	PK	61	1.8	H	-1.86	43.80	74.00	-30.20
4509.70	39.45	Ave	61	1.8	H	-1.86	37.59	54.00	-16.41
5136.14	37.53	PK	11	1.6	H	-1.06	36.47	74.00	-37.53
5136.14	40.16	Ave	11	1.6	H	-1.06	39.10	54.00	-14.90
10360.00	46.45	PK	285	1.8	H	5.33	51.78	74.00	-22.22
10360.00	37.81	Ave	285	1.8	H	5.33	43.14	54.00	-10.86
802.11ax(HE20) U-NII-1 Middle channel 5200MHz									
352.46	31.97	QP	262	1.5	H	-11.62	20.35	46.00	-25.65
352.46	38.28	QP	196	1.8	V	-11.62	26.66	46.00	-19.34
4512.87	44.89	PK	109	1.3	H	-1.82	43.07	74.00	-30.93
4512.87	40.30	Ave	109	1.3	H	-1.82	38.48	54.00	-15.52
5125.47	38.16	PK	56	1.3	H	-1.06	37.10	74.00	-36.90
5125.47	40.26	Ave	56	1.3	H	-1.06	39.20	54.00	-14.80
10400.00	41.31	PK	64	1.5	H	5.21	46.52	74.00	-27.48
10400.00	37.59	Ave	64	1.5	H	5.21	42.80	54.00	-11.20

Frequency	Receiver Reading	Detector	Turn table Angle	RX Antenna		Corrected Factor	Corrected Amplitude	FCC Part 15.407/209/205	
				Height	Polar			Limit	Margin
(MHz)	(dBμV)	(PK/QP/Ave)	Degree	(m)	(H/V)	(dB)	(dBμV/m)	(dBμV/m)	(dB)
802.11ax(HE20) U-NII-1 High channel 5240MHz									
352.46	32.96	QP	289	1.5	H	-11.62	21.34	46.00	-24.66
352.46	38.84	QP	128	1.5	V	-11.62	27.22	46.00	-18.78
4507.28	43.91	PK	99	1.2	H	-1.81	42.10	74.00	-31.90
4507.28	39.89	Ave	99	1.2	H	-1.81	38.08	54.00	-15.92
5140.78	38.30	PK	85	1.8	H	-1.06	37.24	74.00	-36.76
5140.78	40.49	Ave	85	1.8	H	-1.06	39.43	54.00	-14.57
10480.00	41.24	PK	84	1.9	H	5.14	46.38	74.00	-27.62
10480.00	37.64	Ave	84	1.9	H	5.14	42.78	54.00	-11.22
802.11ax(HE20) U-NII-2A Low Channel 5260MHz									
352.46	37.16	QP	121	1.4	H	-11.62	25.54	46.00	-20.46
352.46	40.59	QP	95	1.1	V	-11.62	28.97	46.00	-17.03
4534.74	41.66	PK	41	1.1	H	-2.03	39.63	74.00	-34.37
4534.74	36.34	Ave	41	1.1	H	-2.03	34.31	54.00	-19.69
5127.38	47.06	PK	331	1.6	H	-1.02	46.04	74.00	-27.96
5127.38	37.61	Ave	331	1.6	H	-1.02	36.59	54.00	-17.41
10520.00	37.75	PK	166	1.3	H	5.33	43.08	74.00	-30.92
10520.00	39.36	Ave	166	1.3	H	5.33	44.69	54.00	-9.31

Frequency	Receiver Reading	Detector	Turn table Angle	RX Antenna		Corrected Factor	Corrected Amplitude	FCC Part 15.407/209/205	
				Height	Polar			Limit	Margin
(MHz)	(dBμV)	(PK/QP/Ave)	Degree	(m)	(H/V)	(dB)	(dBμV/m)	(dBμV/m)	(dB)
802.11ax(HE20) U-NII-2A middle channel 5280MHz									
352.46	37.56	QP	15	1.8	H	-11.62	25.94	46.00	-20.06
352.46	40.25	QP	102	2.0	V	-11.62	28.63	46.00	-17.37
4529.18	40.93	PK	72	1.9	H	-1.94	38.99	74.00	-35.01
4529.18	36.52	Ave	72	1.9	H	-1.94	34.58	54.00	-19.42
5121.70	48.13	PK	176	1.8	H	-1.06	47.07	74.00	-26.93
5121.70	37.01	Ave	176	1.8	H	-1.06	35.95	54.00	-18.05
10560.00	36.65	PK	179	1.8	H	5.21	41.86	74.00	-32.14
10560.00	40.38	Ave	179	1.8	H	5.21	45.59	54.00	-8.41
802.11ax(HE20) U-NII-2A High channel 5320MHz									
352.46	37.39	QP	3	1.6	H	-11.62	25.77	46.00	-20.23
352.46	41.04	QP	150	1.7	V	-11.62	29.42	46.00	-16.58
4525.51	40.88	PK	43	1.8	H	-2.24	38.64	74.00	-35.36
4525.51	36.51	Ave	43	1.8	H	-2.24	34.27	54.00	-19.73
5145.95	47.34	PK	263	1.9	H	-1.09	46.25	74.00	-27.75
5145.95	36.19	Ave	263	1.9	H	-1.09	35.10	54.00	-18.90
10640.00	38.91	PK	134	1.3	H	5.14	44.05	74.00	-29.95
10640.00	40.18	Ave	134	1.3	H	5.14	45.32	54.00	-8.68

Frequency	Receiver Reading	Detector	Turn table Angle	RX Antenna		Corrected Factor	Corrected Amplitude	FCC Part 15.407/209/205	
				Height	Polar			Limit	Margin
(MHz)	(dBμV)	(PK/QP/Ave)	Degree	(m)	(H/V)	(dB)	(dBμV/m)	(dBμV/m)	(dB)
802.11ax(HE20) U-NII-2C Low Channel 5500MHz									
352.46	35.94	QP	216	1.5	H	-11.62	24.32	46.00	-21.68
352.46	41.53	QP	203	1.1	V	-11.62	29.91	46.00	-16.09
4523.90	40.18	PK	207	1.9	H	-2.03	38.15	74.00	-35.85
4523.90	40.26	Ave	207	1.9	H	-2.03	38.23	54.00	-15.77
5134.93	47.40	PK	10	1.8	H	-1.02	46.38	74.00	-27.62
5134.93	40.01	Ave	10	1.8	H	-1.02	38.99	54.00	-15.01
11000.00	36.99	PK	291	1.4	H	5.33	42.32	74.00	-31.68
11000.00	37.98	Ave	291	1.4	H	5.33	43.31	54.00	-10.69
802.11ax(HE20) U-NII-2C Middle channel 5600MHz									
352.46	37.00	QP	37	1.1	H	-11.62	25.38	46.00	-20.62
352.46	40.60	QP	139	1.8	V	-11.62	28.98	46.00	-17.02
4538.99	40.55	PK	69	2.0	H	-1.94	38.61	74.00	-35.39
4538.99	39.71	Ave	69	2.0	H	-1.94	37.77	54.00	-16.23
5127.40	46.96	PK	220	2.0	H	-1.06	45.90	74.00	-28.10
5127.40	41.46	Ave	220	2.0	H	-1.06	40.40	54.00	-13.60
11200.00	38.15	PK	95	1.7	H	5.21	43.36	74.00	-30.64
11200.00	38.15	Ave	95	1.7	H	5.21	43.36	54.00	-10.64

Frequency	Receiver Reading	Detector	Turn table Angle	RX Antenna		Corrected Factor	Corrected Amplitude	FCC Part 15.407/209/205	
				Height	Polar			Limit	Margin
(MHz)	(dBμV)	(PK/QP/Ave)	Degree	(m)	(H/V)	(dB)	(dBμV/m)	(dBμV/m)	(dB)
802.11ax(HE20) U-NII-2C High channel 5700MHz									
352.46	35.87	QP	285	1.7	H	-11.62	24.25	46.00	-21.75
352.46	40.36	QP	143	1.2	V	-11.62	28.74	46.00	-17.26
4500.11	39.37	PK	334	1.3	H	-2.24	37.13	74.00	-36.87
4500.11	38.61	Ave	334	1.3	H	-2.24	36.37	54.00	-17.63
5124.47	48.79	PK	354	1.9	H	-1.09	47.70	74.00	-26.30
5124.47	41.46	Ave	354	1.9	H	-1.09	40.37	54.00	-13.63
11400.00	36.34	PK	23	1.4	H	5.14	41.48	74.00	-32.52
11400.00	36.51	Ave	23	1.4	H	5.14	41.65	54.00	-12.35
802.11ax(HE20) U-NII-3 Low Channel 5745MHz									
352.46	33.95	QP	169	1.6	H	-11.62	22.33	46.00	-23.67
352.46	47.93	QP	208	1.7	V	-11.62	36.31	46.00	-9.69
4524.34	42.21	PK	324	1.1	H	-1.92	40.29	74.00	-33.71
4524.34	37.43	Ave	324	1.1	H	-1.92	35.51	54.00	-18.49
5368.78	40.35	PK	20	1.2	H	5.93	46.28	74.00	-27.72
5368.78	35.19	Ave	20	1.2	H	5.93	41.12	54.00	-12.88
11490.00	46.38	PK	66	1.3	H	-1.03	45.35	74.00	-28.65
11490.00	37.18	Ave	66	1.3	H	-1.03	36.15	54.00	-17.85

Frequency	Receiver Reading	Detector	Turn table Angle	RX Antenna		Corrected Factor	Corrected Amplitude	FCC Part 15.407/209/205	
				Height	Polar			Limit	Margin
(MHz)	(dBμV)	(PK/QP/Ave)	Degree	(m)	(H/V)	(dB)	(dBμV/m)	(dBμV/m)	(dB)
802.11ax(HE20) U-NII-3 middle channel 5785MHz									
352.46	33.94	QP	183	1.5	H	-11.62	22.32	46.00	-23.68
352.46	47.13	QP	2	1.8	V	-11.62	35.51	46.00	-10.49
4532.92	41.79	PK	79	1.2	H	-1.97	39.82	74.00	-34.18
4532.92	36.62	Ave	79	1.2	H	-1.97	34.65	54.00	-19.35
5357.82	41.86	PK	200	1.6	H	5.81	47.67	74.00	-26.33
5357.82	38.52	Ave	200	1.6	H	5.81	44.33	54.00	-9.67
11570.00	45.52	PK	148	1.3	H	-1.05	44.47	74.00	-29.53
11570.00	38.31	Ave	148	1.3	H	-1.05	37.26	54.00	-16.74
802.11ax(HE20) U-NII-3 High channel 5825MHz									
352.46	34.28	QP	3	1.7	H	-11.62	22.66	46.00	-23.34
352.46	47.19	QP	101	1.9	V	-11.62	35.57	46.00	-10.43
4520.22	41.71	PK	1	1.7	H	-1.88	39.83	74.00	-34.17
4520.22	36.76	Ave	1	1.7	H	-1.88	34.88	54.00	-19.12
5363.48	42.22	PK	265	1.7	H	5.84	48.06	74.00	-25.94
5363.48	37.38	Ave	265	1.7	H	5.84	43.22	54.00	-10.78
11650.00	45.71	PK	290	1.7	H	-1.06	44.65	74.00	-29.35
11650.00	37.22	Ave	290	1.7	H	-1.06	36.16	54.00	-17.84

Frequency	Receiver Reading	Detector	Turn table Angle	RX Antenna		Corrected Factor	Corrected Amplitude	FCC Part 15.407/209/205	
				Height	Polar			Limit	Margin
(MHz)	(dBμV)	(PK/QP/Ave)	Degree	(m)	(H/V)	(dB)	(dBμV/m)	(dBμV/m)	(dB)
802.11n(HT40) U-NII-1 Low Channel 5190MHz									
352.46	34.53	QP	203	1.9	H	-11.62	22.91	46.00	-23.09
352.46	38.30	QP	78	1.6	V	-11.62	26.68	46.00	-19.32
4522.49	43.78	PK	214	1.4	H	-1.89	41.89	74.00	-32.11
4522.49	34.35	Ave	214	1.4	H	-1.89	32.46	54.00	-21.54
5122.37	47.73	PK	224	1.5	H	-1.06	46.67	74.00	-27.33
5122.37	39.81	Ave	224	1.5	H	-1.06	38.75	54.00	-15.25
10380.00	39.57	PK	196	1.5	H	5.26	44.83	74.00	-29.17
10380.00	35.16	Ave	196	1.5	H	5.26	40.42	54.00	-13.58
802.11n(HT40) U-NII-1 High channel 5230MHz									
352.46	34.10	QP	54	1.5	H	-11.62	22.48	46.00	-23.52
352.46	37.87	QP	86	1.5	V	-11.62	26.25	46.00	-19.75
4535.77	44.40	PK	55	1.1	H	-1.94	42.46	74.00	-31.54
4535.77	33.45	Ave	55	1.1	H	-1.94	31.51	54.00	-22.49
5131.01	49.40	PK	355	1.6	H	-1.06	48.34	74.00	-25.66
5131.01	40.32	Ave	355	1.6	H	-1.06	39.26	54.00	-14.74
10460.00	40.48	PK	271	1.1	H	5.28	45.76	74.00	-28.24
10460.00	36.66	Ave	271	1.1	H	5.28	41.94	54.00	-12.06

Frequency	Receiver Reading	Detector	Turn table Angle	RX Antenna		Corrected Factor	Corrected Amplitude	FCC Part 15.407/209/205	
				Height	Polar			Limit	Margin
(MHz)	(dBμV)	(PK/QP/Ave)	Degree	(m)	(H/V)	(dB)	(dBμV/m)	(dBμV/m)	(dB)
802.11n(HT40) U-NII-2A Low Channel 5270MHz									
352.46	34.11	QP	212	1.4	H	-11.62	22.49	46.00	-23.51
352.46	38.56	QP	253	1.8	V	-11.62	26.94	46.00	-19.06
4535.14	40.04	PK	52	1.2	H	-1.89	38.15	74.00	-35.85
4535.14	36.10	Ave	52	1.2	H	-1.89	34.21	54.00	-19.79
5125.56	45.92	PK	291	1.6	H	-1.06	44.86	74.00	-29.14
5125.56	39.76	Ave	291	1.6	H	-1.06	38.70	54.00	-15.30
10540.00	46.08	PK	129	1.2	H	5.26	51.34	74.00	-22.66
10540.00	38.82	Ave	129	1.2	H	5.26	44.08	54.00	-9.92
802.11n(HT40) U-NII-2A High channel 5310MHz									
352.46	33.95	QP	122	2.0	H	-11.62	22.33	46.00	-23.67
352.46	39.53	QP	267	1.2	V	-11.62	27.91	46.00	-18.09
4515.23	40.47	PK	184	1.6	H	-1.94	38.53	74.00	-35.47
4515.23	37.08	Ave	184	1.6	H	-1.94	35.14	54.00	-18.86
5125.11	46.62	PK	94	1.3	H	-1.06	45.56	74.00	-28.44
5125.11	39.54	Ave	94	1.3	H	-1.06	38.48	54.00	-15.52
10620.00	40.91	PK	182	1.5	H	5.28	46.19	74.00	-27.81
10620.00	36.54	Ave	182	1.5	H	5.28	41.82	54.00	-12.18

Frequency	Receiver Reading	Detector	Turn table Angle	RX Antenna		Corrected Factor	Corrected Amplitude	FCC Part 15.407/209/205	
				Height	Polar			Limit	Margin
(MHz)	(dBμV)	(PK/QP/Ave)	Degree	(m)	(H/V)	(dB)	(dBμV/m)	(dBμV/m)	(dB)
802.11n(HT40) U-NII-2C Low Channel 5510MHz									
352.46	32.97	QP	328	1.9	H	-11.62	21.35	46.00	-24.65
352.46	39.89	QP	292	1.4	V	-11.62	28.27	46.00	-17.73
4539.26	40.64	PK	124	1.0	H	-1.89	38.75	74.00	-35.25
4539.26	36.99	Ave	124	1.0	H	-1.89	35.10	54.00	-18.90
5133.01	47.06	PK	321	1.3	H	-1.06	46.00	74.00	-28.00
5133.01	38.73	Ave	321	1.3	H	-1.06	37.67	54.00	-16.33
11020.00	43.38	PK	320	1.2	H	5.26	48.64	74.00	-25.36
11020.00	37.03	Ave	320	1.2	H	5.26	42.29	54.00	-11.71
802.11n(HT40) U-NII-2C Middle channel 5550MHz									
352.46	33.24	QP	135	1.4	H	-11.62	21.62	46.00	-24.38
352.46	39.09	QP	234	1.3	V	-11.62	27.47	46.00	-18.53
4520.18	41.07	PK	185	2.0	H	-1.94	39.13	74.00	-34.87
4520.18	35.62	Ave	185	2.0	H	-1.94	33.68	54.00	-20.32
5133.96	47.34	PK	12	1.1	H	-1.06	46.28	74.00	-27.72
5133.96	41.37	Ave	12	1.1	H	-1.06	40.31	54.00	-13.69
11100.00	44.53	PK	264	1.3	H	5.28	49.81	74.00	-24.19
11100.00	38.92	Ave	264	1.3	H	5.28	44.20	54.00	-9.80
802.11n(HT40) U-NII-2C High channel 5670MHz									
352.46	33.83	QP	20	1.4	H	-11.62	22.21	46.00	-23.79
352.46	39.28	QP	249	1.5	V	-11.62	27.66	46.00	-18.34
4511.13	42.03	PK	225	1.1	H	-1.94	40.09	74.00	-33.91
4511.13	34.69	Ave	225	1.1	H	-1.94	32.75	54.00	-21.25
5128.84	46.84	PK	28	1.6	H	-1.06	45.78	74.00	-28.22
5128.84	43.36	Ave	28	1.6	H	-1.06	42.30	54.00	-11.70
11340.00	42.28	PK	14	1.4	H	5.28	47.56	74.00	-26.44
11340.00	33.25	Ave	14	1.4	H	5.28	38.53	54.00	-15.47

Frequency	Receiver Reading	Detector	Turn table Angle	RX Antenna		Corrected Factor	Corrected Amplitude	FCC Part 15.407/209/205	
				Height	Polar			Limit	Margin
(MHz)	(dBμV)	(PK/QP/Ave)	Degree	(m)	(H/V)	(dB)	(dBμV/m)	(dBμV/m)	(dB)
802.11n(HT40) U-NII-3 Low Channel 5755MHz									
352.46	32.36	QP	235	1.4	H	-11.62	20.74	46.00	-25.26
352.46	38.13	QP	157	1.5	V	-11.62	26.51	46.00	-19.49
4515.88	38.85	PK	257	1.1	H	-1.96	36.89	74.00	-37.11
4515.88	31.50	Ave	257	1.1	H	-1.96	29.54	54.00	-24.46
5383.90	40.07	PK	256	1.9	H	5.88	45.95	74.00	-28.05
5383.90	35.70	Ave	256	1.9	H	5.88	41.58	54.00	-12.42
11510.00	45.61	PK	279	1.1	H	-1.01	44.60	74.00	-29.40
11510.00	37.97	Ave	279	1.1	H	-1.01	36.96	54.00	-17.04
802.11n(HT40) U-NII-3 High Channel 5795MHz									
352.46	33.19	QP	355	1.5	H	-11.62	21.57	46.00	-24.43
352.46	38.19	QP	250	1.1	V	-11.62	26.57	46.00	-19.43
4507.56	38.55	PK	24	1.6	H	-1.92	36.63	74.00	-37.37
4507.56	30.79	Ave	24	1.6	H	-1.92	28.87	54.00	-25.13
5389.58	42.52	PK	63	1.2	H	5.63	48.15	74.00	-25.85
5389.58	38.43	Ave	63	1.2	H	5.63	44.06	54.00	-9.94
11590.00	46.21	PK	167	1.5	H	-1.04	45.17	74.00	-28.83
11590.00	38.36	Ave	167	1.5	H	-1.04	37.32	54.00	-16.68

Frequency	Receiver Reading	Detector	Turn table Angle	RX Antenna		Corrected Factor	Corrected Amplitude	FCC Part 15.407/209/205	
				Height	Polar			Limit	Margin
(MHz)	(dBμV)	(PK/QP/Ave)	Degree	(m)	(H/V)	(dB)	(dBμV/m)	(dBμV/m)	(dB)
802.11ac(VHT40) U-NII-1 Low Channel 5190MHz									
352.46	31.66	QP	133	1.6	H	-11.62	20.04	46.00	-25.96
352.46	43.67	QP	189	1.5	V	-11.62	32.05	46.00	-13.95
4538.33	40.18	PK	181	1.9	H	-1.91	38.27	74.00	-35.73
4538.33	24.52	Ave	181	1.9	H	-1.91	22.61	54.00	-31.39
5115.97	47.68	PK	243	1.7	H	-1.06	46.62	74.00	-27.38
5115.97	38.89	Ave	243	1.7	H	-1.06	37.83	54.00	-16.17
10380.00	40.40	PK	10	1.9	H	5.26	45.66	74.00	-28.34
10380.00	34.68	Ave	10	1.9	H	5.26	39.94	54.00	-14.06
802.11ac(VHT40) U-NII-1 High channel 5230MHz									
352.46	30.96	QP	103	1.3	H	-11.62	19.34	46.00	-26.66
352.46	44.47	QP	207	1.6	V	-11.62	32.85	46.00	-13.15
4533.10	40.26	PK	303	1.8	H	-1.93	38.33	74.00	-35.67
4533.10	24.84	Ave	303	1.8	H	-1.93	22.91	54.00	-31.09
5142.76	46.68	PK	248	1.4	H	-1.06	45.62	74.00	-28.38
5142.76	38.22	Ave	248	1.4	H	-1.06	37.16	54.00	-16.84
10460.00	42.14	PK	253	1.9	H	5.28	47.42	74.00	-26.58
10460.00	36.52	Ave	253	1.9	H	5.28	41.80	54.00	-12.20

Frequency	Receiver Reading	Detector	Turn table Angle	RX Antenna		Corrected Factor	Corrected Amplitude	FCC Part 15.407/209/205	
				Height	Polar			Limit	Margin
(MHz)	(dBμV)	(PK/QP/Ave)	Degree	(m)	(H/V)	(dB)	(dBμV/m)	(dBμV/m)	(dB)
802.11ac(VHT40) U-NII-2A Low Channel 5270MHz									
352.46	29.39	QP	113	1.6	H	-11.62	17.77	46.00	-28.23
352.46	40.19	QP	282	1.2	V	-11.62	28.57	46.00	-17.43
4511.99	42.28	PK	348	1.7	H	-1.89	40.39	74.00	-33.61
4511.99	38.37	Ave	348	1.7	H	-1.89	36.48	54.00	-17.52
5117.98	45.75	PK	235	1.9	H	-1.06	44.69	74.00	-29.31
5117.98	39.24	Ave	235	1.9	H	-1.06	38.18	54.00	-15.82
10540.00	44.12	PK	342	1.4	H	5.26	49.38	74.00	-24.62
10540.00	35.19	Ave	342	1.4	H	5.26	40.45	54.00	-13.55
802.11ac(VHT40) U-NII-2A High channel 5310MHz									
352.46	28.56	QP	247	1.0	H	-11.62	16.94	46.00	-29.06
352.46	40.49	QP	192	1.0	V	-11.62	28.87	46.00	-17.13
4539.97	42.55	PK	281	1.3	H	-1.94	40.61	74.00	-33.39
4539.97	38.78	Ave	281	1.3	H	-1.94	36.84	54.00	-17.16
5131.40	46.58	PK	282	1.4	H	-1.06	45.52	74.00	-28.48
5131.40	40.68	Ave	282	1.4	H	-1.06	39.62	54.00	-14.38
10620.00	45.04	PK	327	1.5	H	5.28	50.32	74.00	-23.68
10620.00	39.42	Ave	327	1.5	H	5.28	44.70	54.00	-9.30

Frequency	Receiver Reading	Detector	Turn table Angle	RX Antenna		Corrected Factor	Corrected Amplitude	FCC Part 15.407/209/205	
				Height	Polar			Limit	Margin
(MHz)	(dBμV)	(PK/QP/Ave)	Degree	(m)	(H/V)	(dB)	(dBμV/m)	(dBμV/m)	(dB)
802.11ac(VHT40) U-NII-2C Low Channel 5510MHz									
352.46	28.16	QP	277	1.1	H	-11.62	16.54	46.00	-29.46
352.46	41.62	QP	59	1.9	V	-11.62	30.00	46.00	-16.00
4514.67	45.31	PK	182	1.0	H	-1.89	43.42	74.00	-30.58
4514.67	40.05	Ave	182	1.0	H	-1.89	38.16	54.00	-15.84
5114.88	46.75	PK	177	1.4	H	-1.06	45.69	74.00	-28.31
5114.88	40.96	Ave	177	1.4	H	-1.06	39.90	54.00	-14.10
11020.00	42.91	PK	4	1.1	H	5.26	48.17	74.00	-25.83
11020.00	39.49	Ave	4	1.1	H	5.26	44.75	54.00	-9.25
802.11ac(VHT40) U-NII-2C Middle channel 5550MHz									
352.46	35.91	QP	10	1.3	H	-11.62	24.29	46.00	-21.71
352.46	39.08	QP	45	1.1	V	-11.62	27.46	46.00	-18.54
4521.39	42.71	PK	180	1.6	H	-1.94	40.77	74.00	-33.23
4521.39	36.71	Ave	180	1.6	H	-1.94	34.77	54.00	-19.23
5129.17	46.65	PK	7	1.2	H	-1.06	45.59	74.00	-28.41
5129.17	41.39	Ave	7	1.2	H	-1.06	40.33	54.00	-13.67
11100.00	44.45	PK	355	1.2	H	5.28	49.73	74.00	-24.27
11100.00	37.28	Ave	355	1.2	H	5.28	42.56	54.00	-11.44
802.11ac(VHT40) U-NII-2C High channel 5670MHz									
352.46	35.01	QP	107	1.4	H	-11.62	23.39	46.00	-22.61
352.46	39.95	QP	264	1.9	V	-11.62	28.33	46.00	-17.67
4526.65	41.89	PK	347	1.3	H	-1.94	39.95	74.00	-34.05
4526.65	37.52	Ave	347	1.3	H	-1.94	35.58	54.00	-18.42
5126.35	46.96	PK	238	1.5	H	-1.06	45.90	74.00	-28.10
5126.35	41.57	Ave	238	1.5	H	-1.06	40.51	54.00	-13.49
11340.00	43.98	PK	339	1.0	H	5.28	49.26	74.00	-24.74
11340.00	34.78	Ave	339	1.0	H	5.28	40.06	54.00	-13.94

Frequency	Receiver Reading	Detector	Turn table Angle	RX Antenna		Corrected Factor	Corrected Amplitude	FCC Part 15.407/209/205	
				Height	Polar			Limit	Margin
(MHz)	(dBμV)	(PK/QP/Ave)	Degree	(m)	(H/V)	(dB)	(dBμV/m)	(dBμV/m)	(dB)
802.11ac(VHT40) U-NII-3 Low Channel 5755MHz									
352.46	37.48	QP	329	1.0	H	-11.62	25.86	46.00	-20.14
352.46	39.94	QP	194	1.4	V	-11.62	28.32	46.00	-17.68
4534.46	38.63	PK	170	1.1	H	-1.92	36.71	74.00	-37.29
4534.46	21.78	Ave	170	1.1	H	-1.92	19.86	54.00	-34.14
5368.47	39.51	PK	5	1.6	H	5.88	45.39	74.00	-28.61
5368.47	36.03	Ave	5	1.6	H	5.88	41.91	54.00	-12.09
11510.00	45.15	PK	313	1.7	H	-1.07	44.08	74.00	-29.92
11510.00	37.35	Ave	313	1.7	H	-1.07	36.28	54.00	-17.72
802.11ac(VHT40) U-NII-3 High Channel 5795MHz									
352.46	36.71	QP	318	1.2	H	-11.62	25.09	46.00	-20.91
352.46	39.11	QP	349	1.1	V	-11.62	27.49	46.00	-18.51
4514.40	38.95	PK	192	1.9	H	-1.86	37.09	74.00	-36.91
4514.40	22.18	Ave	192	1.9	H	-1.86	20.32	54.00	-33.68
5379.72	42.34	PK	262	1.2	H	5.63	47.97	74.00	-26.03
5379.72	37.20	Ave	262	1.2	H	5.63	42.83	54.00	-11.17
11590.00	45.61	PK	352	1.6	H	-1.03	44.58	74.00	-29.42
11590.00	37.44	Ave	352	1.6	H	-1.03	36.41	54.00	-17.59

Frequency	Receiver Reading	Detector	Turn table Angle	RX Antenna		Corrected Factor	Corrected Amplitude	FCC Part 15.407/209/205	
				Height	Polar			Limit	Margin
(MHz)	(dBμV)	(PK/QP/Ave)	Degree	(m)	(H/V)	(dB)	(dBμV/m)	(dBμV/m)	(dB)
802.11ax(HE40) U-NII-1 Low Channel 5190MHz									
352.46	35.46	QP	308	1.2	H	-11.62	23.84	46.00	-22.16
352.46	38.66	QP	308	1.3	V	-11.62	27.04	46.00	-18.96
4536.10	37.86	PK	49	1.5	H	-1.91	35.95	74.00	-38.05
4536.10	28.43	Ave	49	1.5	H	-1.91	26.52	54.00	-27.48
5127.69	45.84	PK	214	1.8	H	-1.06	44.78	74.00	-29.22
5127.69	38.99	Ave	214	1.8	H	-1.06	37.93	54.00	-16.07
10380.00	38.36	PK	303	1.3	H	5.26	43.62	74.00	-30.38
10380.00	35.60	Ave	303	1.3	H	5.26	40.86	54.00	-13.14
802.11ax(HE40) U-NII-1 High channel 5230MHz									
352.46	35.25	QP	317	1.6	H	-11.62	23.63	46.00	-22.37
352.46	39.63	QP	79	1.6	V	-11.62	28.01	46.00	-17.99
4527.71	38.31	PK	139	1.1	H	-1.93	36.38	74.00	-37.62
4527.71	28.43	Ave	139	1.1	H	-1.93	26.50	54.00	-27.50
5128.74	45.30	PK	132	1.1	H	-1.06	44.24	74.00	-29.76
5128.74	40.68	Ave	132	1.1	H	-1.06	39.62	54.00	-14.38
10460.00	40.55	PK	334	1.8	H	5.28	45.83	74.00	-28.17
10460.00	37.47	Ave	334	1.8	H	5.28	42.75	54.00	-11.25

Frequency	Receiver Reading	Detector	Turn table Angle	RX Antenna		Corrected Factor	Corrected Amplitude	FCC Part 15.407/209/205	
				Height	Polar			Limit	Margin
(MHz)	(dBμV)	(PK/QP/Ave)	Degree	(m)	(H/V)	(dB)	(dBμV/m)	(dBμV/m)	(dB)
802.11ax(HE40) U-NII-2A Low Channel 5270MHz									
352.46	35.85	QP	57	1.5	H	-11.62	24.23	46.00	-21.77
352.46	41.09	QP	301	1.4	V	-11.62	29.47	46.00	-16.53
4534.40	40.20	PK	110	1.2	H	-1.89	38.31	74.00	-35.69
4534.40	38.34	Ave	110	1.2	H	-1.89	36.45	54.00	-17.55
5129.77	45.17	PK	298	1.1	H	-1.06	44.11	74.00	-29.89
5129.77	39.24	Ave	298	1.1	H	-1.06	38.18	54.00	-15.82
10540.00	43.00	PK	244	1.2	H	5.26	48.26	74.00	-25.74
10540.00	33.91	Ave	244	1.2	H	5.26	39.17	54.00	-14.83
802.11ax(HE40) U-NII-2A High channel 5310MHz									
352.46	36.49	QP	272	1.1	H	-11.62	24.87	46.00	-21.13
352.46	40.46	QP	351	1.3	V	-11.62	28.84	46.00	-17.16
4539.03	39.36	PK	173	1.9	H	-1.94	37.42	74.00	-36.58
4539.03	37.95	Ave	173	1.9	H	-1.94	36.01	54.00	-17.99
5122.72	46.85	PK	341	1.1	H	-1.06	45.79	74.00	-28.21
5122.72	40.02	Ave	341	1.1	H	-1.06	38.96	54.00	-15.04
10620.00	42.99	PK	282	2.0	H	5.28	48.27	74.00	-25.73
10620.00	37.92	Ave	282	2.0	H	5.28	43.20	54.00	-10.80

Frequency	Receiver Reading	Detector	Turn table Angle	RX Antenna		Corrected Factor	Corrected Amplitude	FCC Part 15.407/209/205	
				Height	Polar			Limit	Margin
(MHz)	(dBμV)	(PK/QP/Ave)	Degree	(m)	(H/V)	(dB)	(dBμV/m)	(dBμV/m)	(dB)
802.11ax(HE40) U-NII-2C Low Channel 5510MHz									
352.46	36.80	QP	2	1.9	H	-11.62	25.18	46.00	-20.82
352.46	40.20	QP	13	1.8	V	-11.62	28.58	46.00	-17.42
4530.00	43.52	PK	339	1.2	H	-1.89	41.63	74.00	-32.37
4530.00	37.10	Ave	339	1.2	H	-1.89	35.21	54.00	-18.79
5124.61	45.31	PK	264	1.0	H	-1.06	44.25	74.00	-29.75
5124.61	38.15	Ave	264	1.0	H	-1.06	37.09	54.00	-16.91
11020.00	40.28	PK	149	1.7	H	5.26	45.54	74.00	-28.46
11020.00	38.35	Ave	149	1.7	H	5.26	43.61	54.00	-10.39
802.11ax(HE40) U-NII-2C Middle channel 5550MHz									
352.46	37.17	QP	255	1.2	H	-11.62	25.55	46.00	-20.45
352.46	39.87	QP	207	2.0	V	-11.62	28.25	46.00	-17.75
4517.69	43.60	PK	125	1.1	H	-1.94	41.66	74.00	-32.34
4517.69	36.74	Ave	125	1.1	H	-1.94	34.80	54.00	-19.20
5133.33	45.99	PK	341	1.6	H	-1.06	44.93	74.00	-29.07
5133.33	40.11	Ave	341	1.6	H	-1.06	39.05	54.00	-14.95
11100.00	42.57	PK	113	1.8	H	5.28	47.85	74.00	-26.15
11100.00	37.59	Ave	113	1.8	H	5.28	42.87	54.00	-11.13
802.11ax(HE40) U-NII-2C High channel 5670MHz									
352.46	34.31	QP	98	2.0	H	-11.62	22.69	46.00	-23.31
352.46	39.88	QP	102	1.2	V	-11.62	28.26	46.00	-17.74
4536.64	40.96	PK	305	1.5	H	-1.94	39.02	74.00	-34.98
4536.64	35.52	Ave	305	1.5	H	-1.94	33.58	54.00	-20.42
5139.77	44.63	PK	90	1.8	H	-1.06	43.57	74.00	-30.43
5139.77	39.51	Ave	90	1.8	H	-1.06	38.45	54.00	-15.55
11340.00	41.77	PK	350	1.4	H	5.28	47.05	74.00	-26.95
11340.00	34.83	Ave	350	1.4	H	5.28	40.11	54.00	-13.89

Frequency	Receiver Reading	Detector	Turn table Angle	RX Antenna		Corrected Factor	Corrected Amplitude	FCC Part 15.407/209/205	
				Height	Polar			Limit	Margin
(MHz)	(dBμV)	(PK/QP/Ave)	Degree	(m)	(H/V)	(dB)	(dBμV/m)	(dBμV/m)	(dB)
802.11ax(HE40) U-NII-3 Low Channel 5755MHz									
352.46	35.20	QP	298	1.6	H	-11.62	23.58	46.00	-22.42
352.46	42.19	QP	87	1.2	V	-11.62	30.57	46.00	-15.43
4506.92	34.42	PK	228	1.5	H	-1.92	32.50	74.00	-41.50
4506.92	28.76	Ave	228	1.5	H	-1.92	26.84	54.00	-27.16
5357.25	40.42	PK	245	2.0	H	5.88	46.30	74.00	-27.70
5357.25	35.55	Ave	245	2.0	H	5.88	41.43	54.00	-12.57
11510.00	46.73	PK	270	1.1	H	-1.07	45.66	74.00	-28.34
11510.00	39.46	Ave	270	1.1	H	-1.07	38.39	54.00	-15.61
802.11ax(HE40) U-NII-3 High Channel 5795MHz									
352.46	34.26	QP	79	1.9	H	-11.62	22.64	46.00	-23.36
352.46	41.56	QP	255	1.2	V	-11.62	29.94	46.00	-16.06
4517.90	35.21	PK	275	1.2	H	-1.86	33.35	74.00	-40.65
4517.90	28.59	Ave	275	1.2	H	-1.86	26.73	54.00	-27.27
5356.85	42.02	PK	72	1.3	H	5.63	47.65	74.00	-26.35
5356.85	37.39	Ave	72	1.3	H	5.63	43.02	54.00	-10.98
11590.00	45.88	PK	285	1.4	H	-1.03	44.85	74.00	-29.15
11590.00	39.71	Ave	285	1.4	H	-1.03	38.68	54.00	-15.32

Test Frequency: 12GHz~40GHz

The measurements were more than 20 dB below the limit and not reported.

10 Band Edge

Test Requirement:	FCC 47CFR Part 15 Section 15.407
Test Method:	ANSI C63.10 2013
Test Limit:	For transmitters operating in the 5.15-5.25 GHz band: All emissions outside of the 5.15-5.35 GHz band shall not exceed an e.i.r.p. of −27dBm/MHz. For transmitters operating in the 5.25-5.35 GHz band: All emissions outside of the 5.15-5.35 GHz band shall not exceed an e.i.r.p. of −27 dBm/MHz. For transmitters operating in the 5.47-5.725 GHz band: All emissions outside of the 5.47-5.725 GHz band shall not exceed an e.i.r.p. of −27 dBm/MHz. For transmitters operating in the 5.725-5.85 GHz band: (i) All emissions shall be limited to a level of −27 dBm/MHz at 75 MHz or more above or below the band edge increasing linearly to 10 dBm/MHz at 25 MHz above or below the band edge, and from 25 MHz above or below the band edge increasing linearly to a level of 15.6 dBm/MHz at 5 MHz above or below the band edge, and from 5 MHz above or below the band edge increasing linearly to a level of 27 dBm/MHz at the band edge. (ii) Devices certified before March 2, 2017 with antenna gain greater than 10 dBi may demonstrate compliance with the emission limits in §15.247(d), but manufacturing, marketing and importing of devices certified under this alternative must cease by March 2, 2018. Devices certified before March 2, 2018 with antenna gain of 10 dBi or less may demonstrate compliance with the emission limits in §15.247(d), but manufacturing, marketing and importing of devices certified under this alternative must cease before March 2, 2020.
Test Result:	PASS

10.1 Test Produce

1. Check the calibration of the measuring instrument using either an internal calibrator or a known signal from an external generator.
2. Position the EUT without connection to measurement instrument. Turn on the EUT and connect its antenna terminal to measurement instrument via a low loss cable. Then set it to any one measured frequency within its operating range, and make sure the instrument is operated in its linear range.
3. Set RBW to 100 kHz and VBW of spectrum analyzer to 300 kHz with a convenient frequency span including 100 kHz bandwidth from band edge.
4. Measure the highest amplitude appearing on spectral display and set it as a reference level. Plot the graph with marking the highest point and edge frequency.
5. Repeat above procedures until all measured frequencies were complete.

10.2 Test Result

Test result plots shown as follows:

802.11a U-NII-1 Band edge-left side

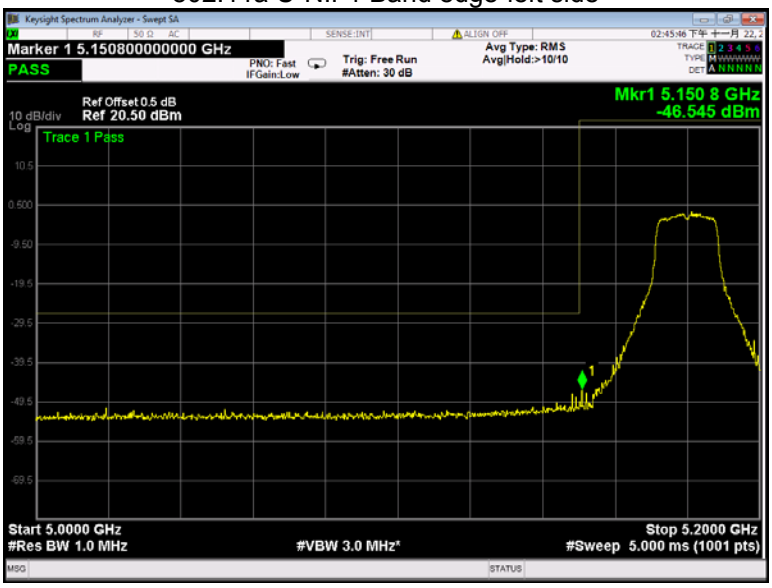

802.11a U-NII-1 Band edge-right side

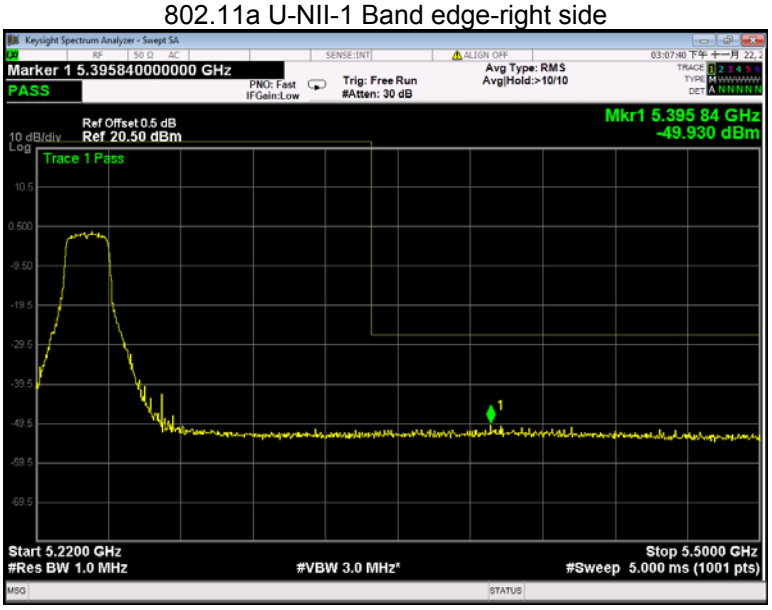

802.11a U-NII-2A Band edge-left side

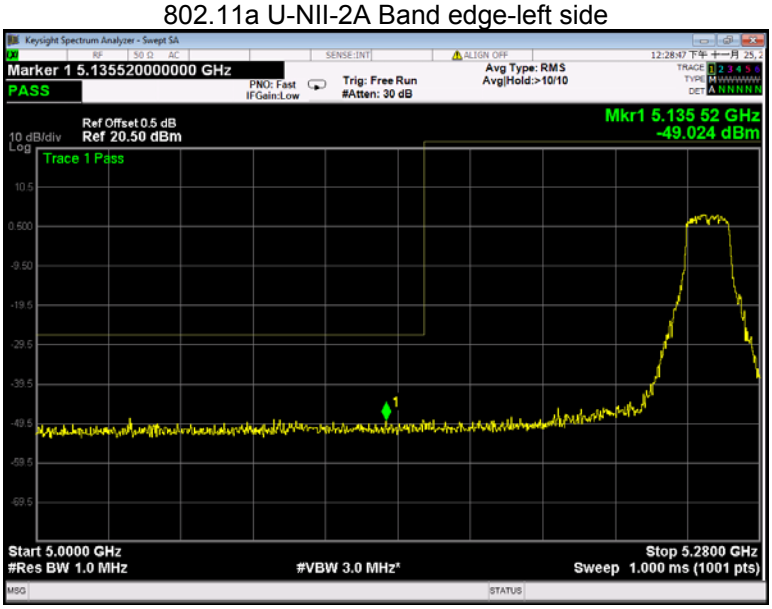

802.11a U-NII-2A Band edge-right side

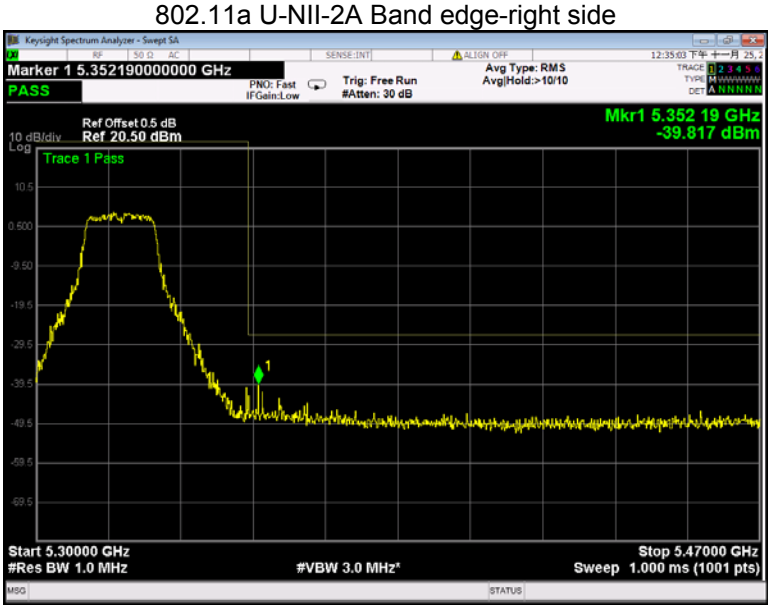

802.11a U-NII-2C Band edge-left side

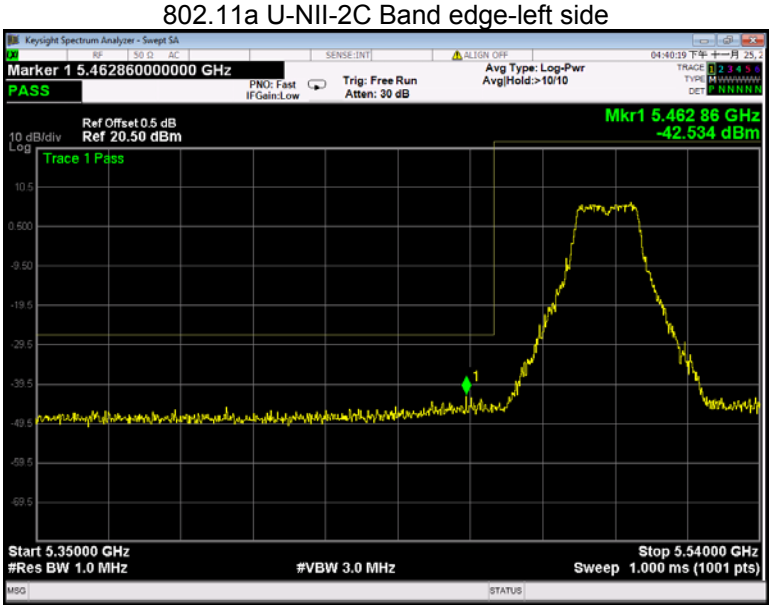

802.11a U-NII-2C Band edge-right side

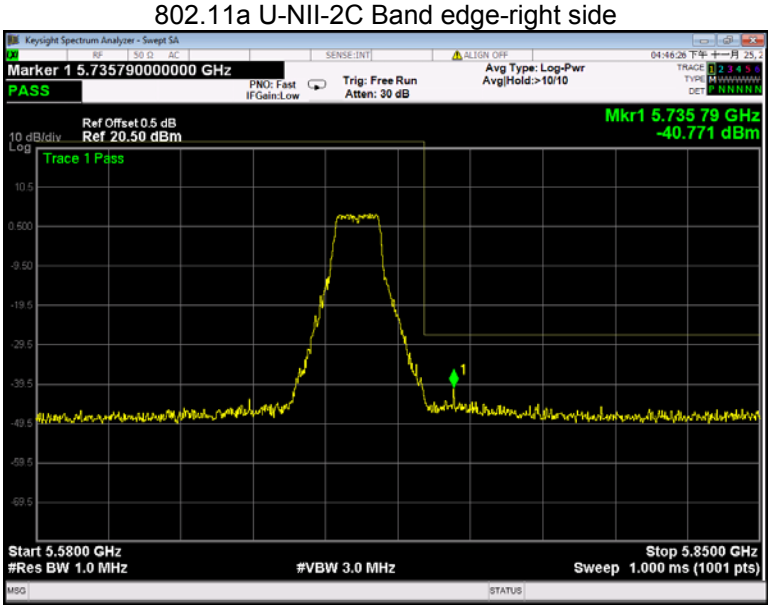

802.11a U-NII-3 Band edge-left side

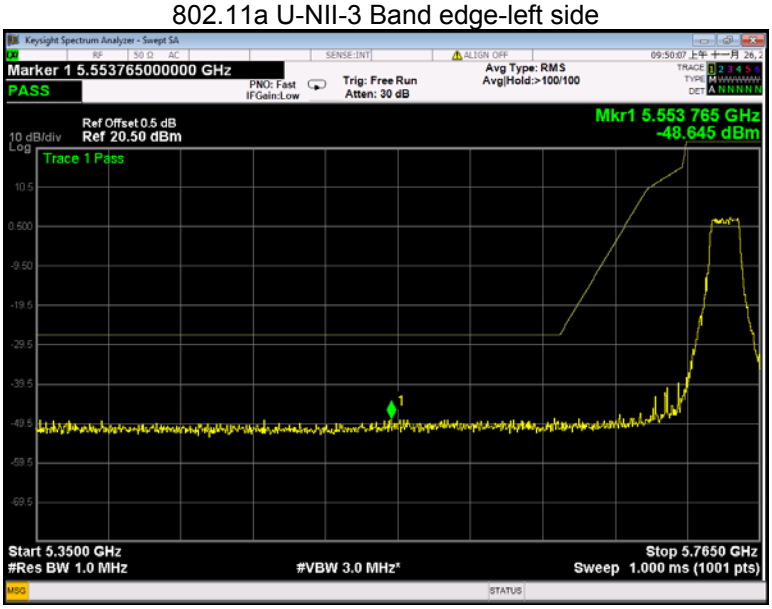

802.11a U-NII-3 Band edge-right side

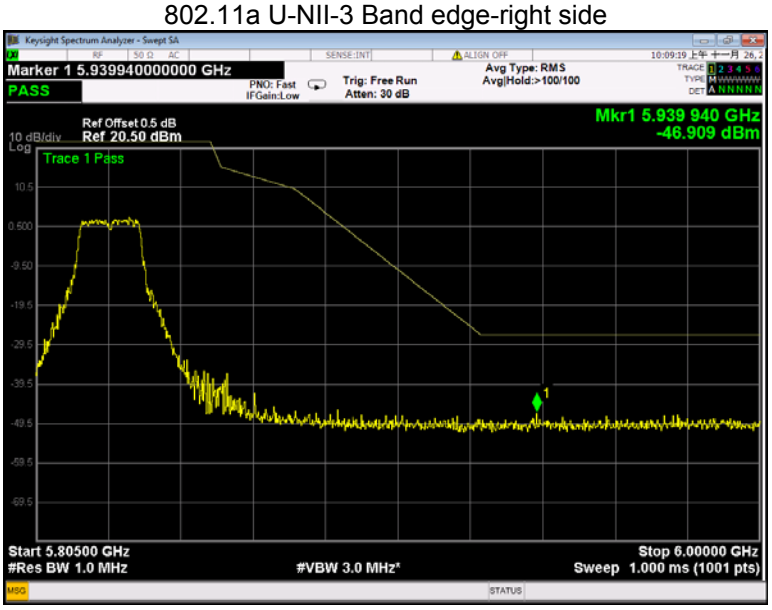

802.11n(HT20) U-NII-1 Band edge-left side

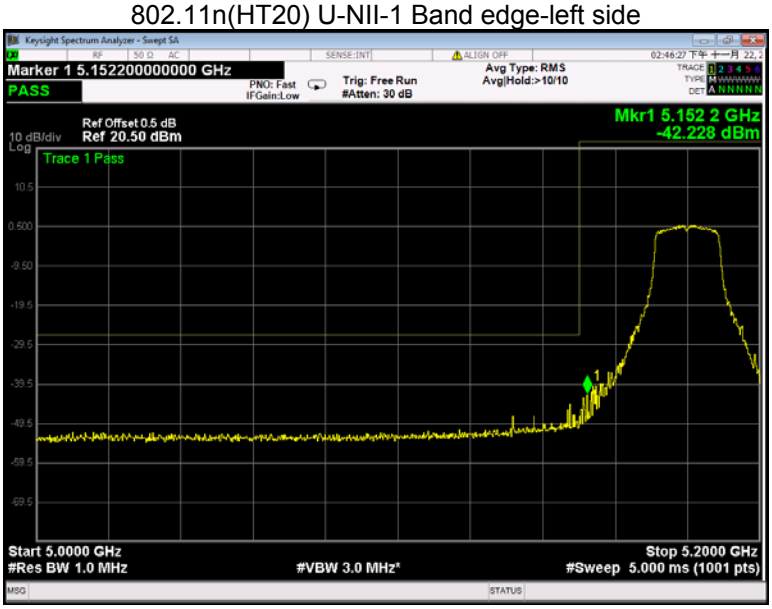

802.11n(HT20) U-NII-1 Band edge-right side

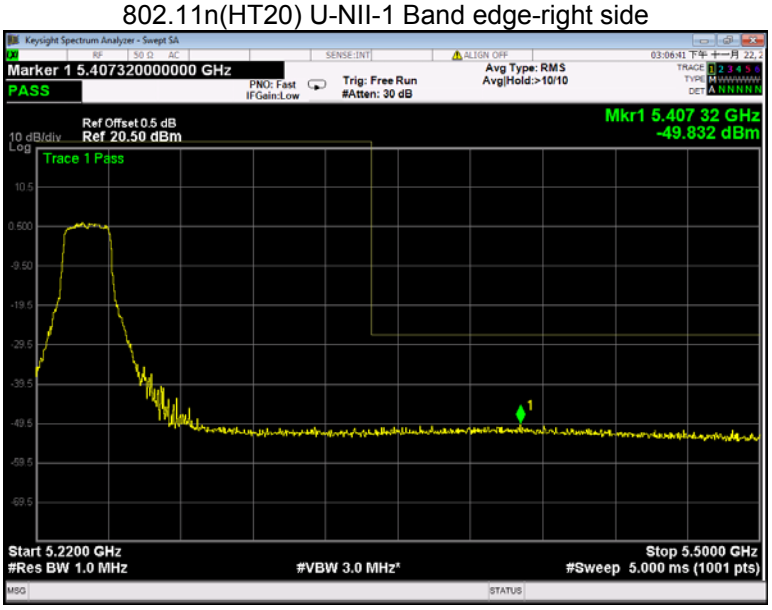

802.11n(HT20) U-NII-2A Band edge-left side

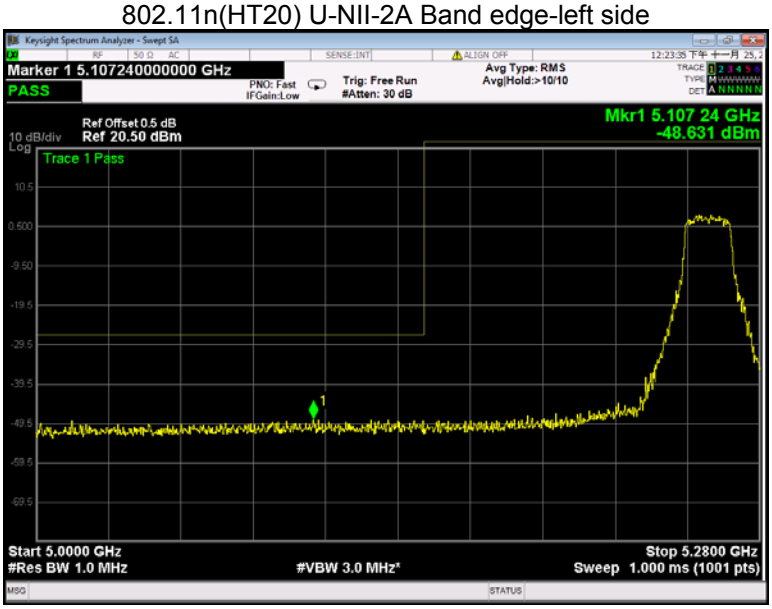

802.11n(HT20) U-NII-2A Band edge-right side

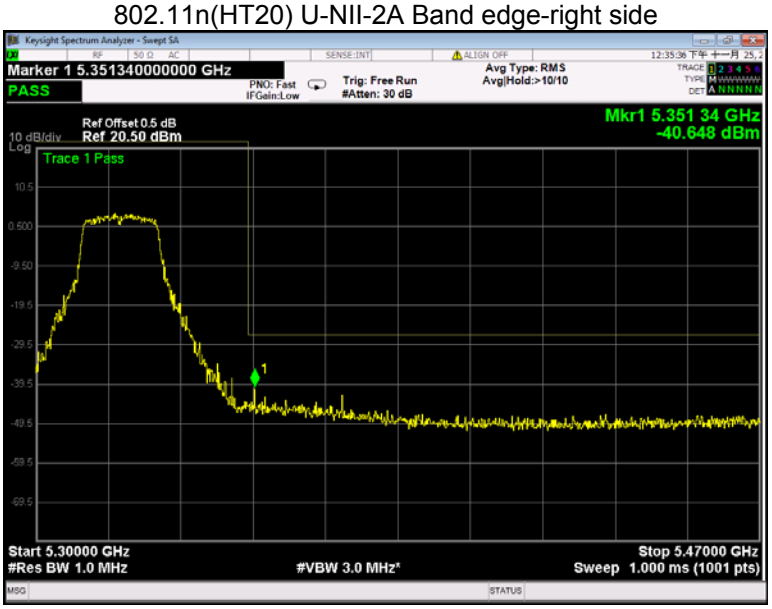

802.11n(HT20) U-NII-2C Band edge-left side

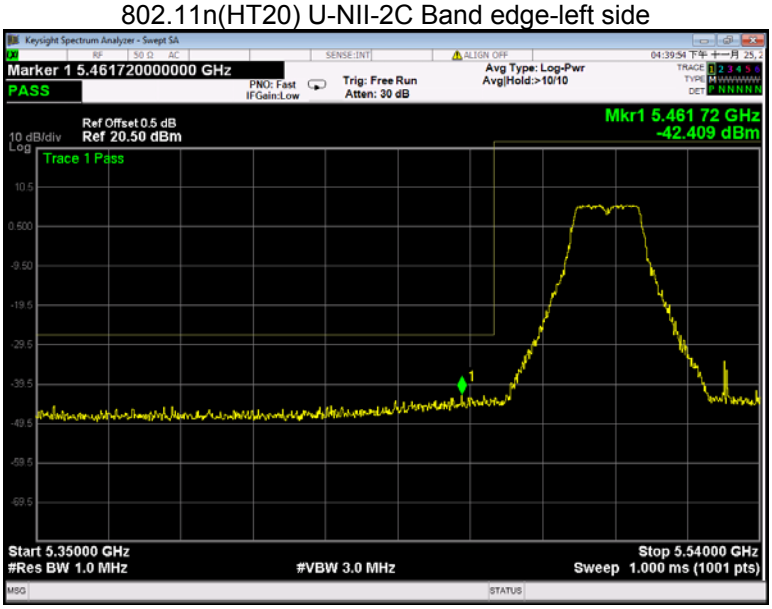

802.11n(HT20) U-NII-2C Band edge-right side

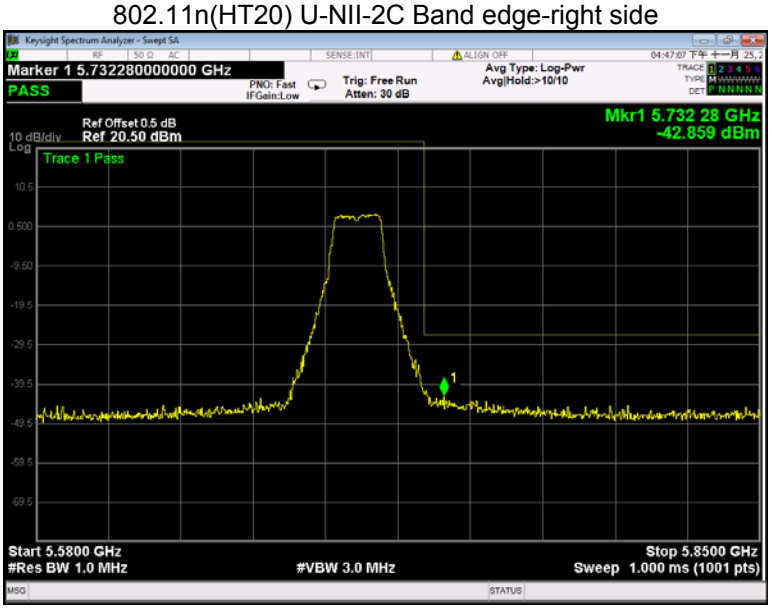

802.11n(HT20) U-NII-3 Band edge-left side

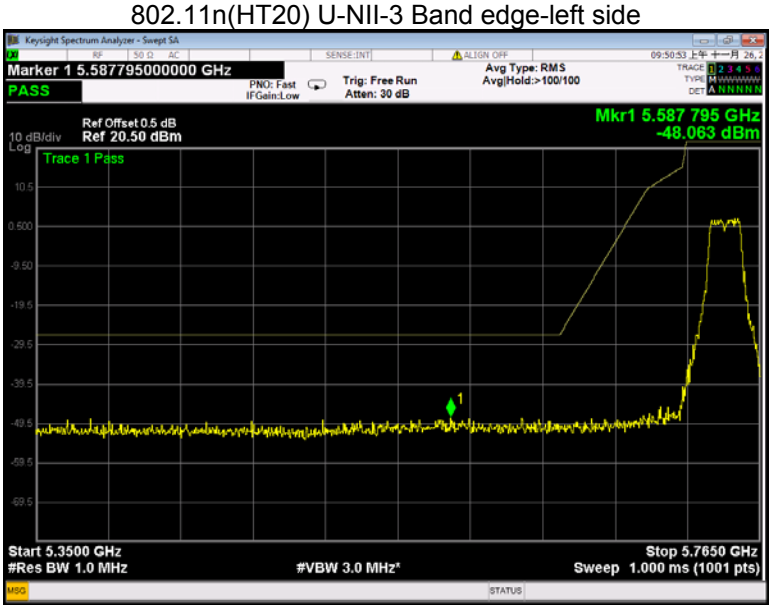

802.11n(HT20) U-NII-3 Band edge-right side

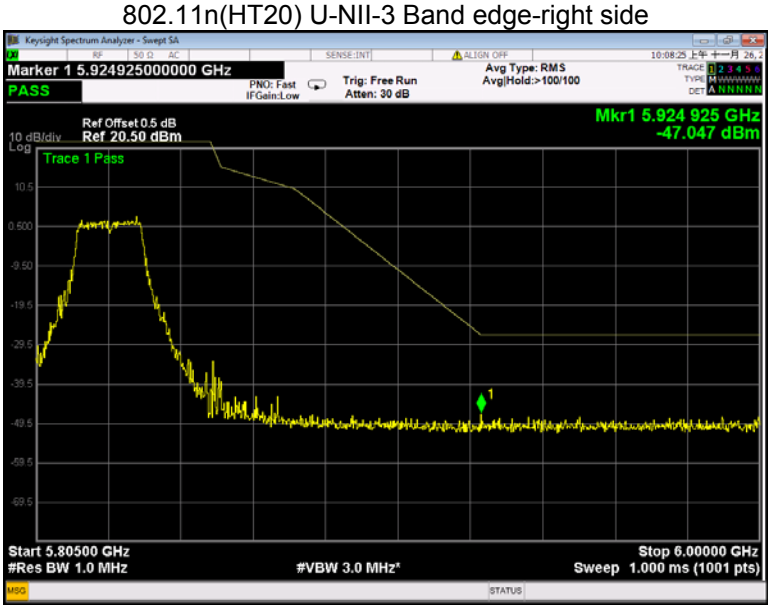

802.11n(HT40) U-NII-1 Band edge-left side

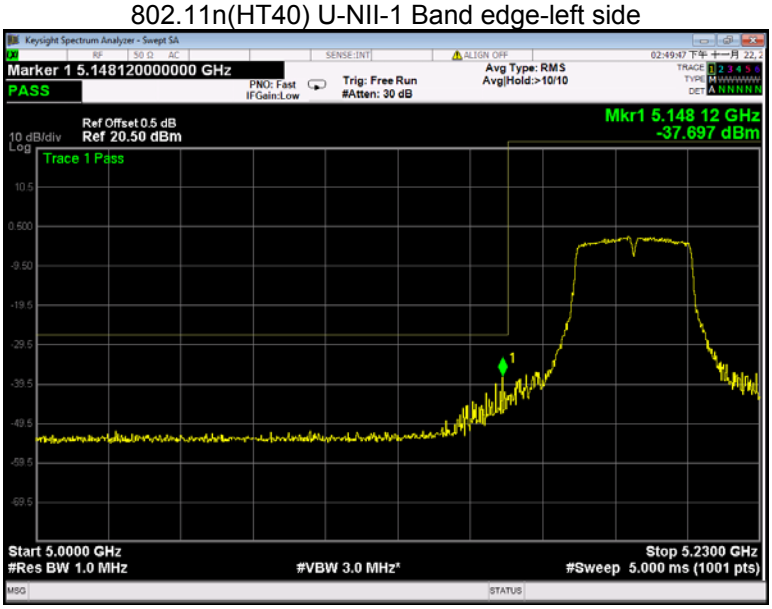

802.11n(HT40) U-NII-1 Band edge-right side

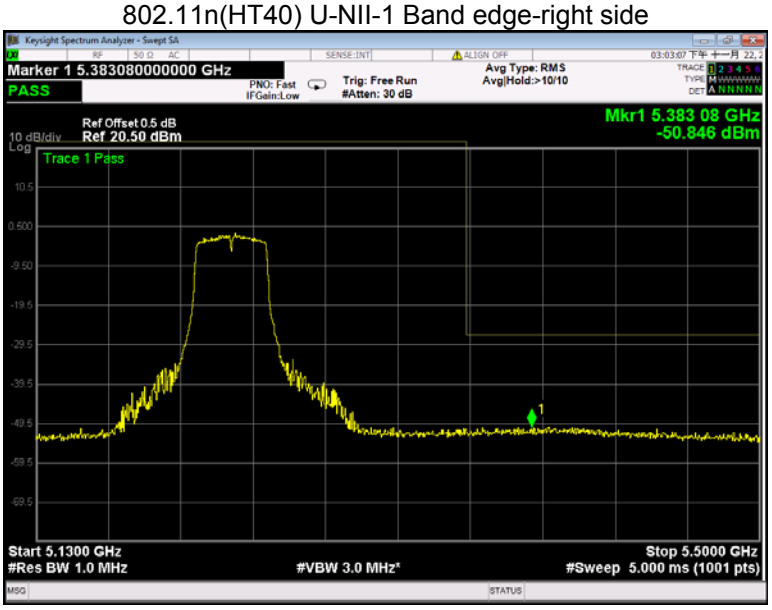

802.11n(HT40) U-NII-2A Band edge-left side

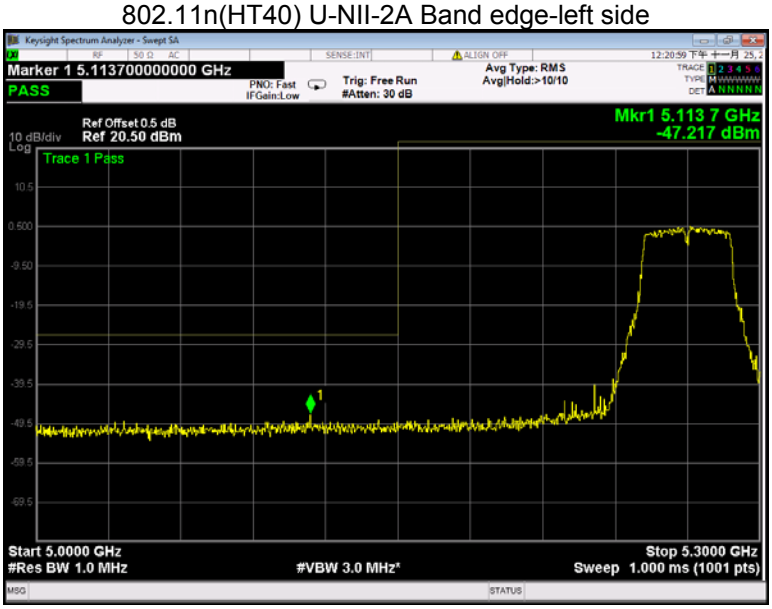

802.11n(HT40) U-NII-2A Band edge-right side

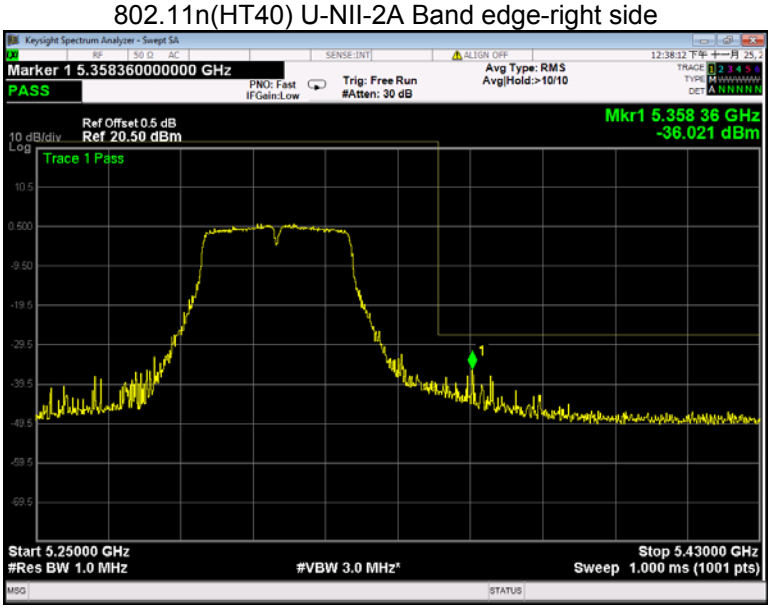

802.11n(HT40) U-NII-2C Band edge-left side

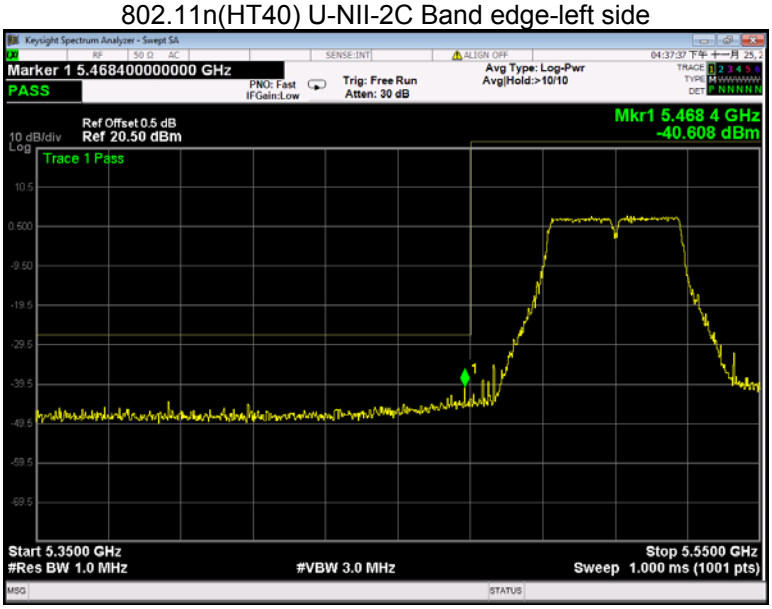

802.11n(HT40) U-NII-2C Band edge-right side

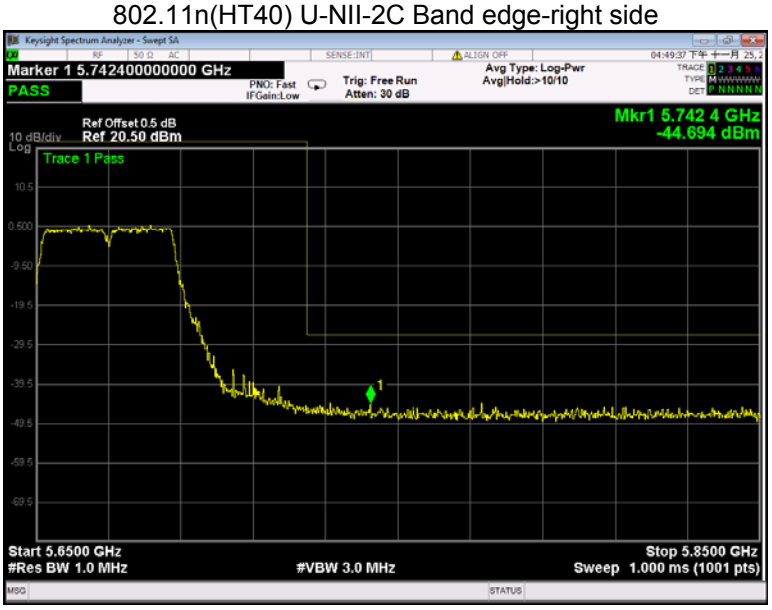

802.11n(HT40) U-NII-3 Band edge-left side

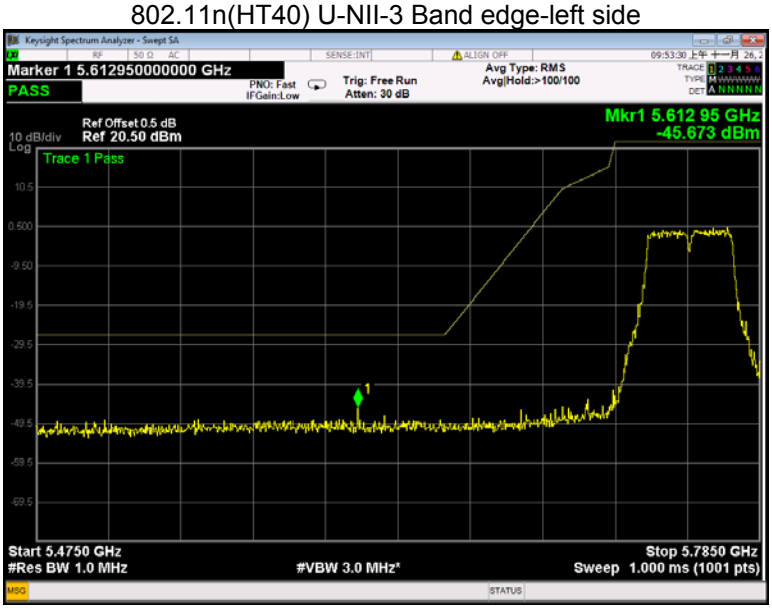

802.11n(HT40) U-NII-3 Band edge-right side

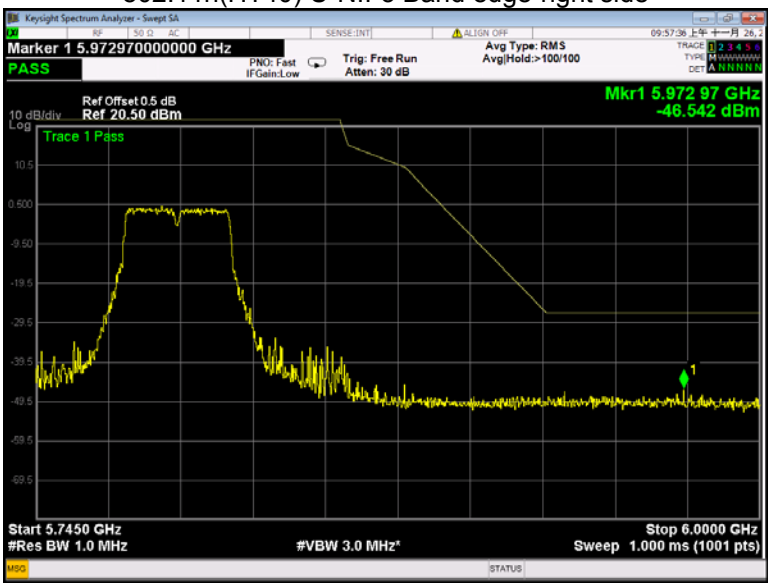

802.11ac(VHT20) U-NII-1 Band edge-left side

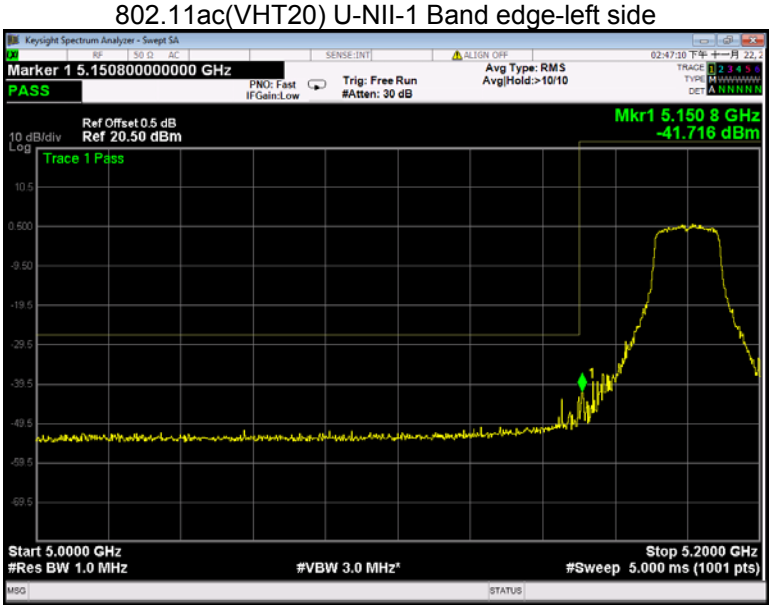

802.11ac(VHT20) U-NII-1 Band edge-right side

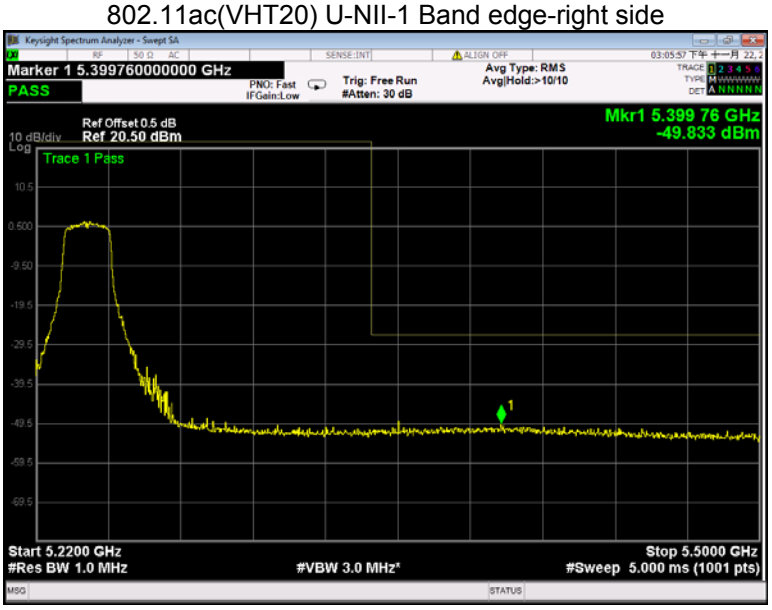

802.11ac(VHT20) U-NII-2A Band edge-left side

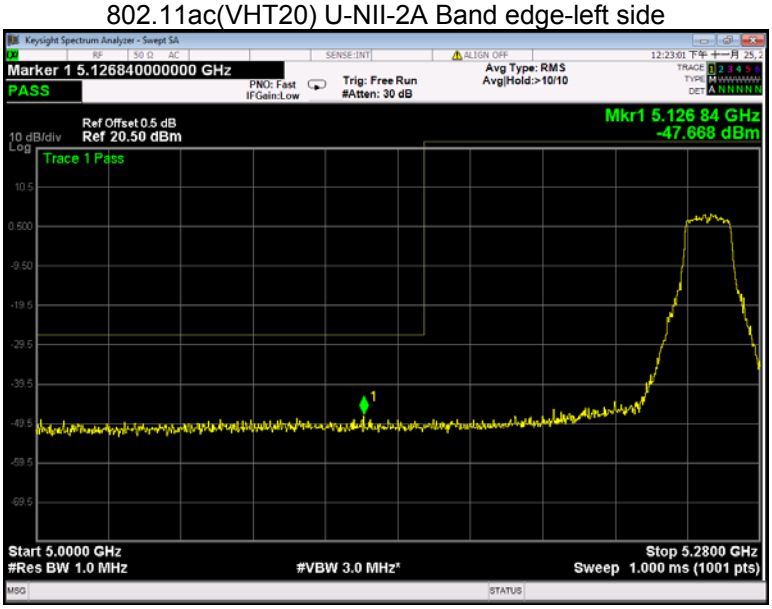

802.11ac(VHT20) U-NII-2A Band edge-right side

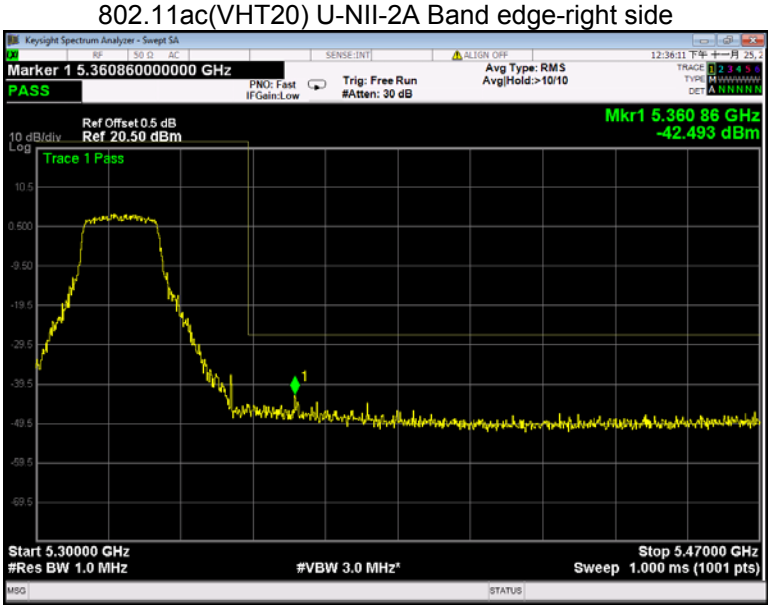

802.11ac(VHT20) U-NII-2C Band edge-left side

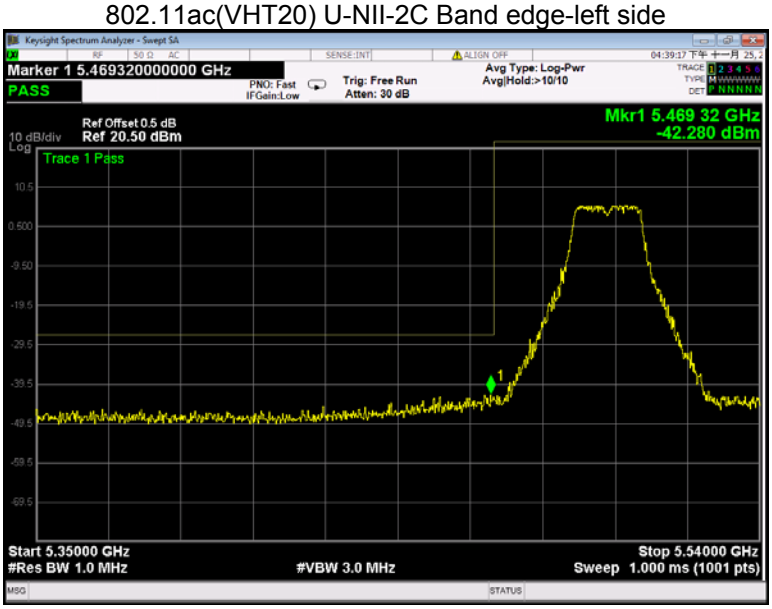

802.11ac(VHT20) U-NII-2C Band edge-right side

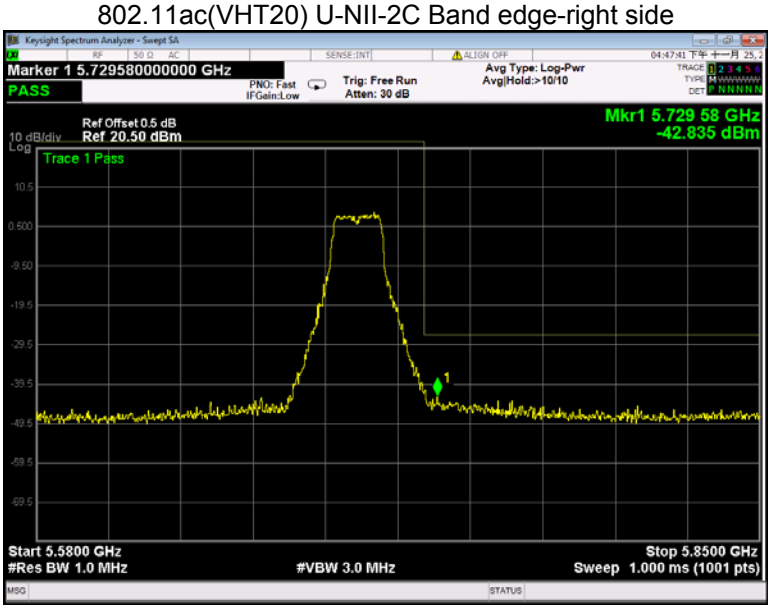

802.11ac(VHT20) U-NII-3 Band edge-left side

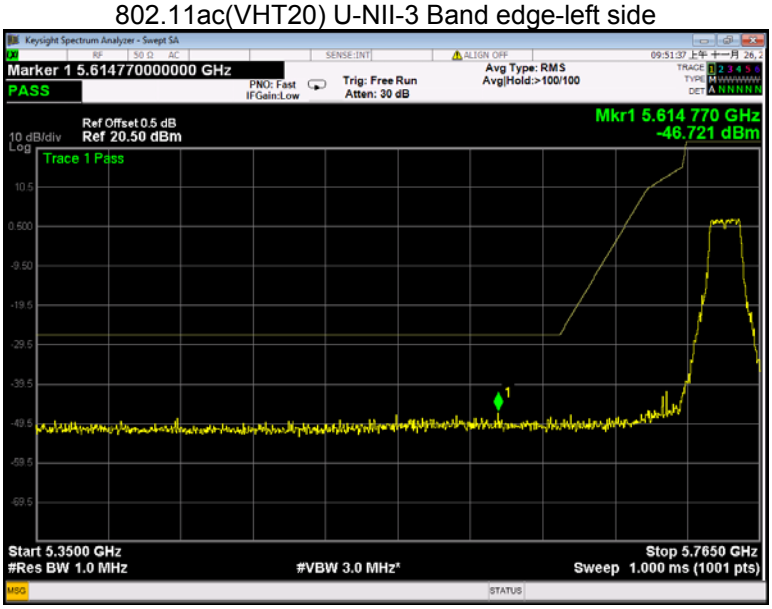

802.11ac(VHT20) U-NII-3 Band edge-right side

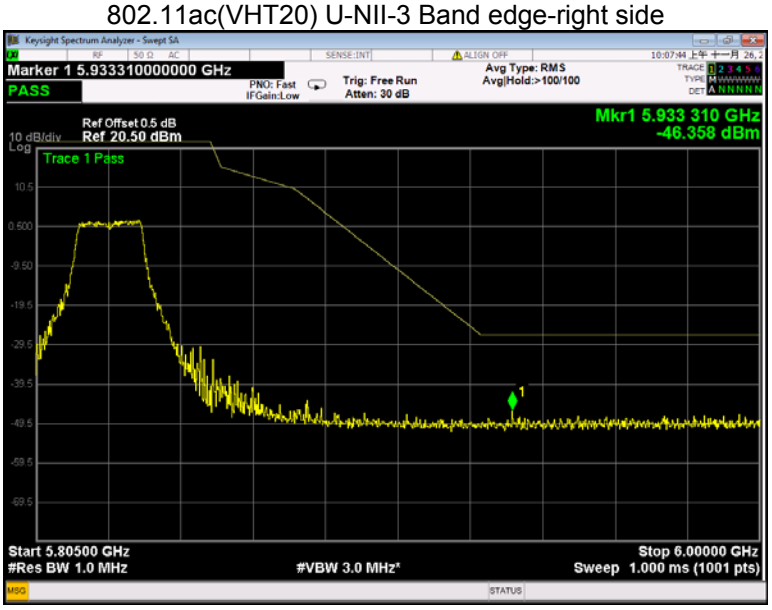

802.11ac(VHT40) U-NII-1 Band edge-left side

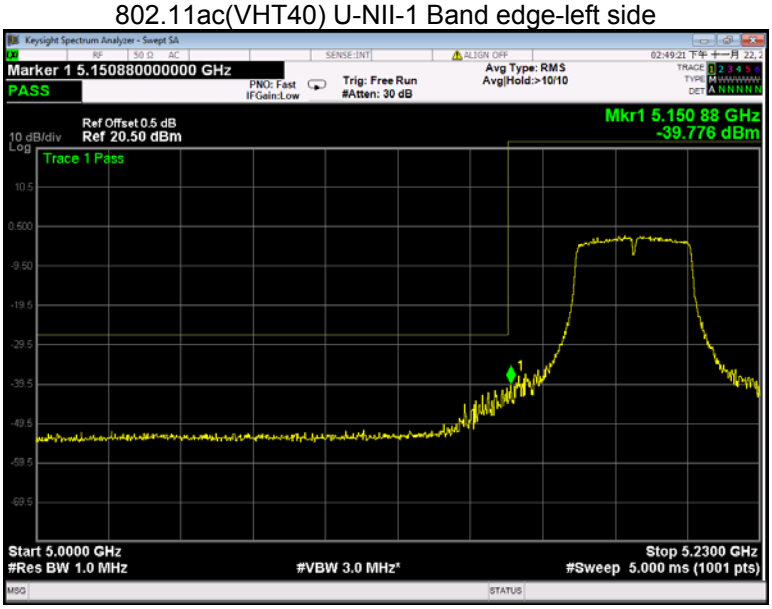

802.11ac(VHT40) U-NII-1 Band edge-right side

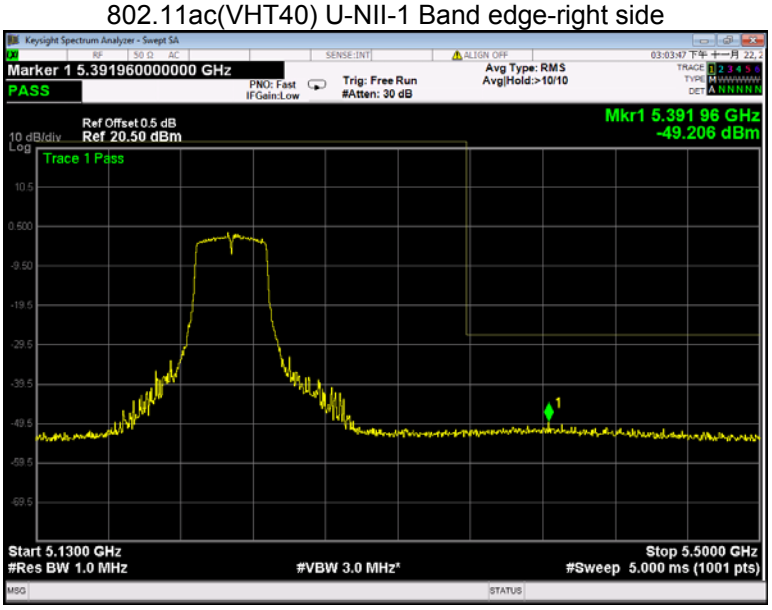

802.11ac(VHT40) U-NII-2A Band edge-left side

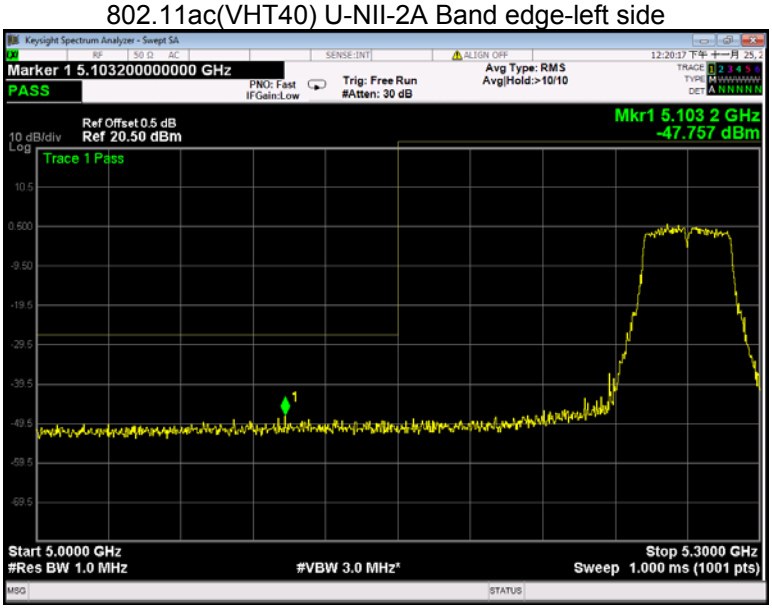

802.11ac(VHT40) U-NII-2A Band edge-right side

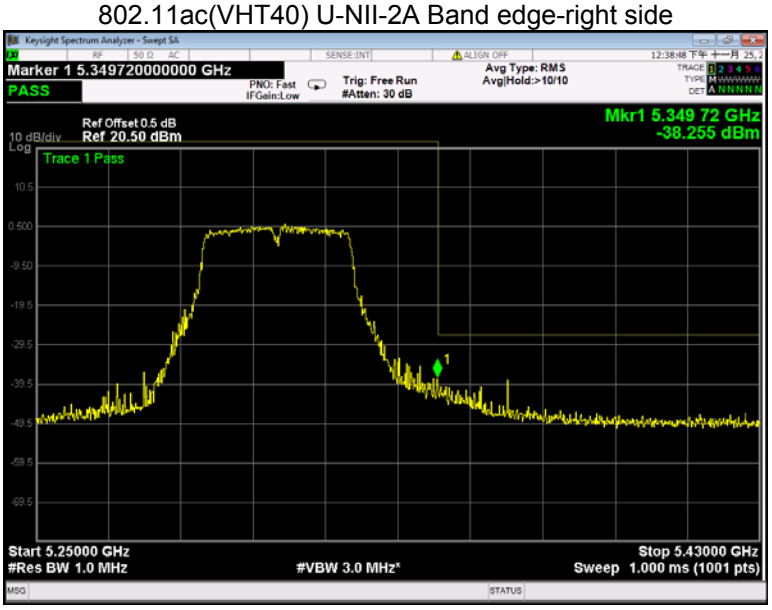

802.11ac(VHT40) U-NII-2C Band edge-left side

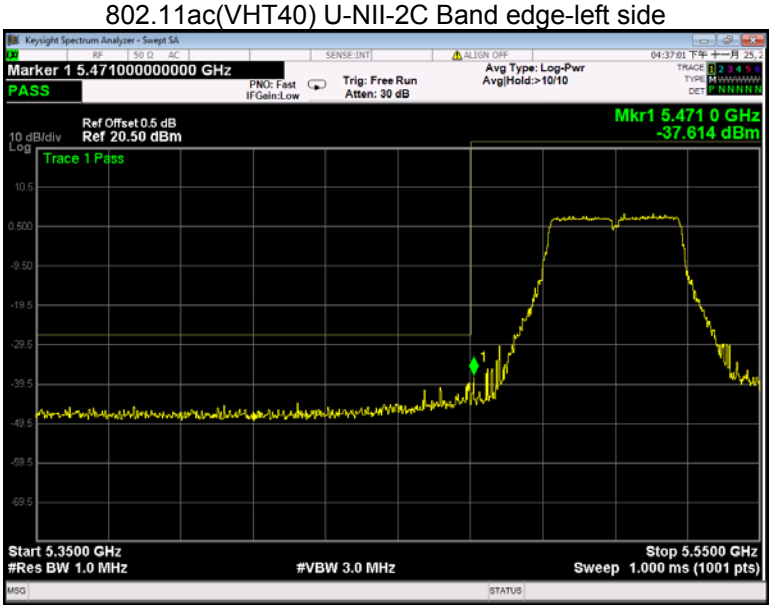

802.11ac(VHT40) U-NII-2C Band edge-right side

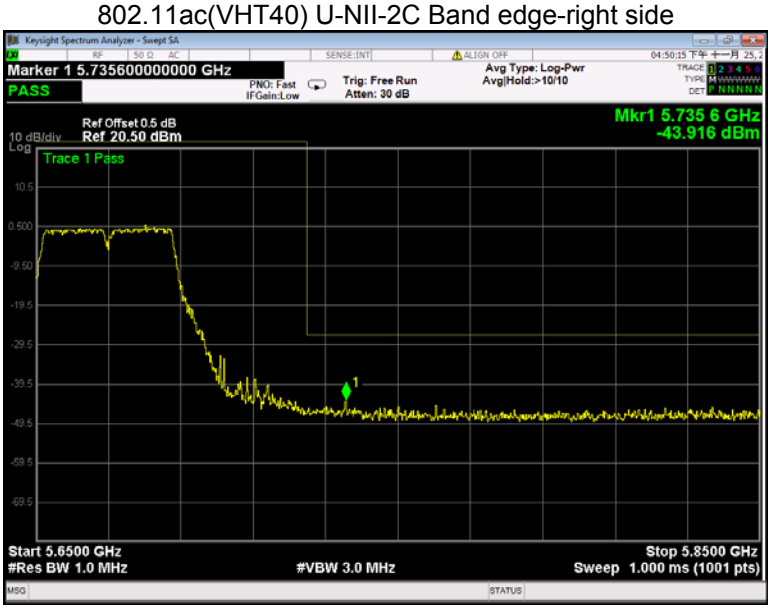

802.11ac(VHT40) U-NII-3 Band edge-left side

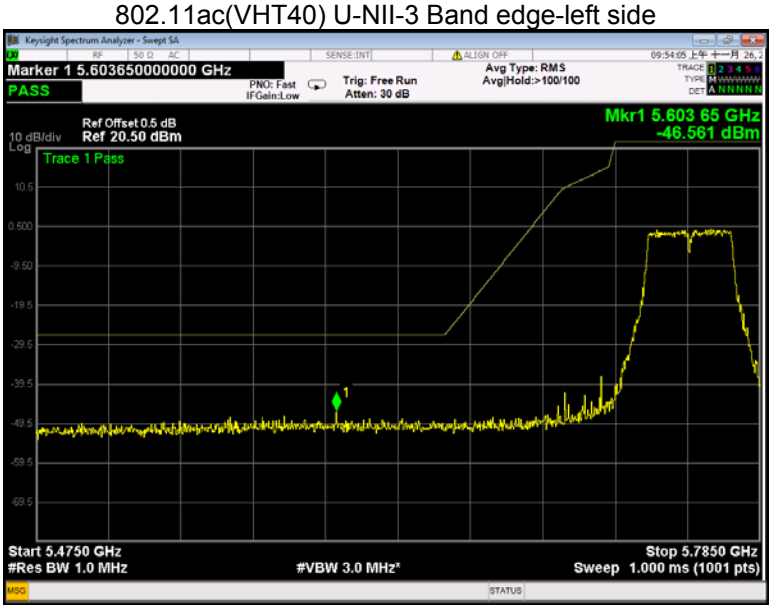

802.11ac(VHT40) U-NII-3 Band edge-right side

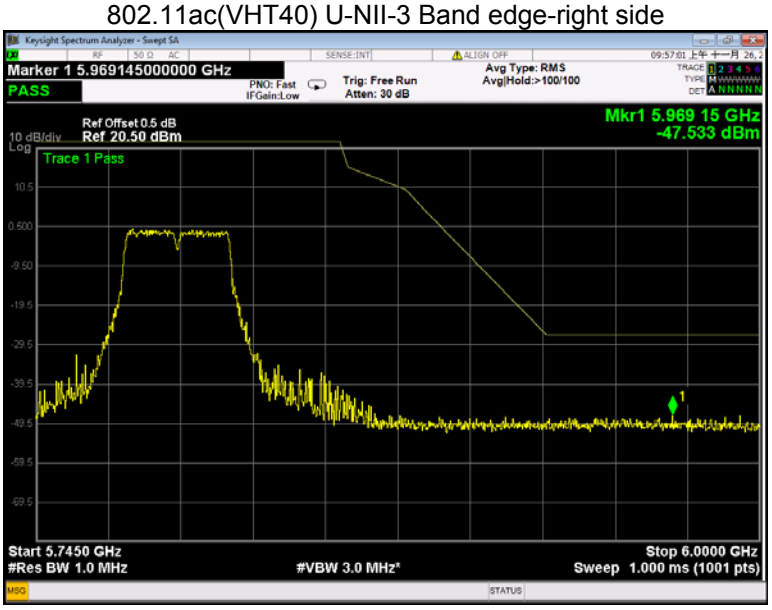

802.11ax(HE20) U-NII-1 Band edge-left side

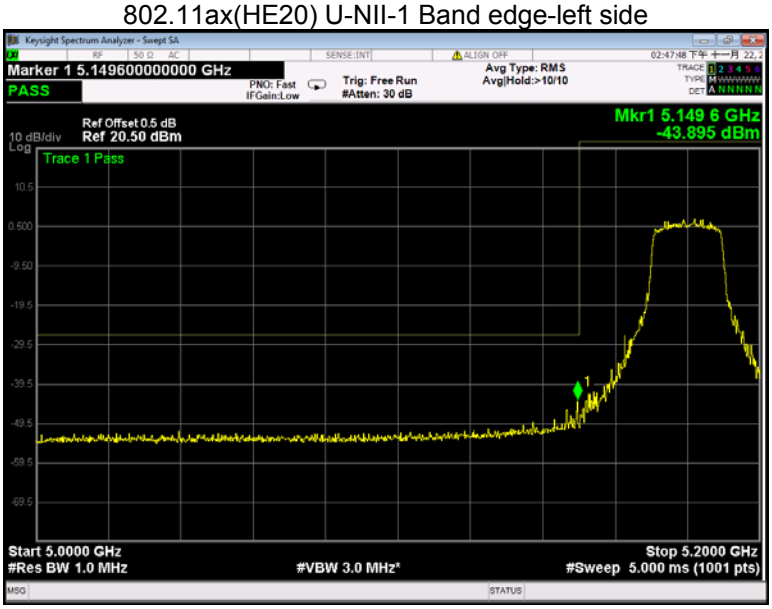

802.11ax(HE20) U-NII-1 Band edge-right side

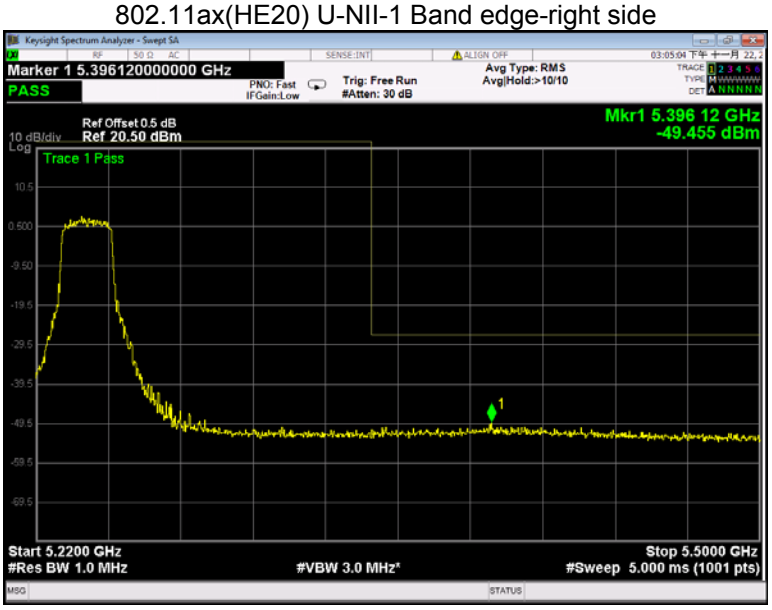

802.11ax(HE20) U-NII-2A Band edge-left side

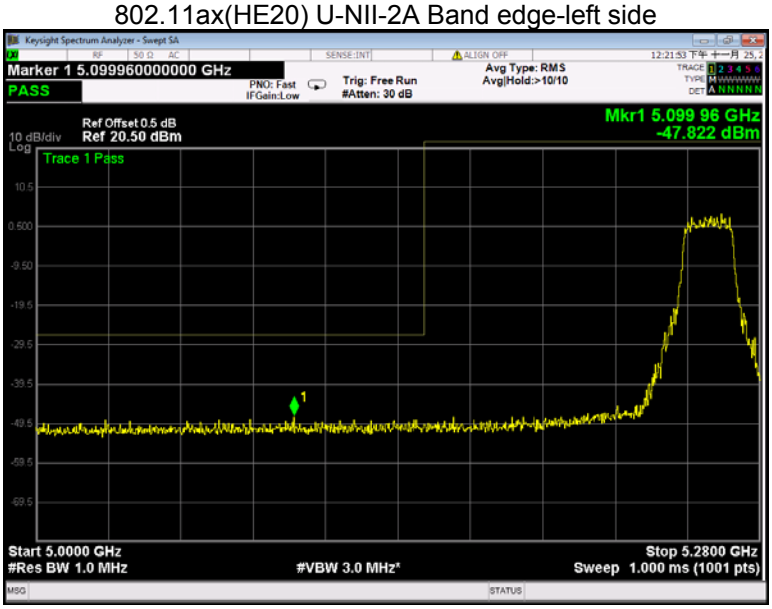

802.11ax(HE20) U-NII-2A Band edge-right side

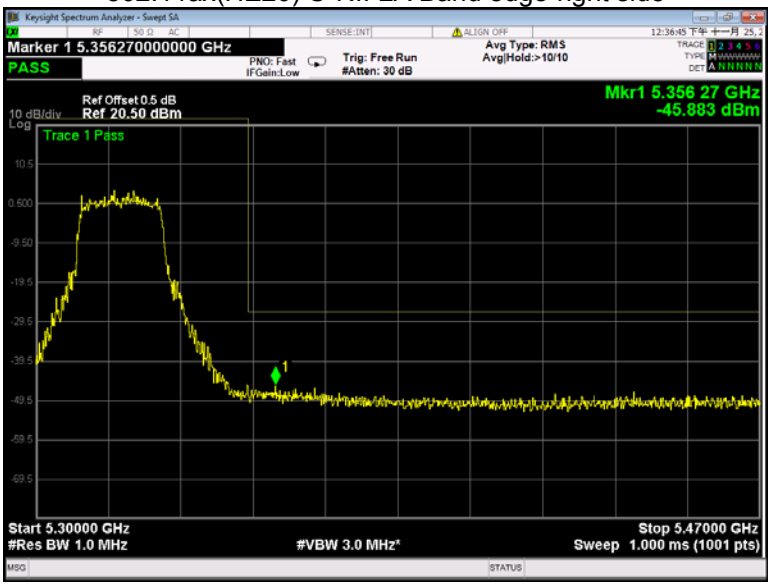

802.11ax(HE20) U-NII-2C Band edge-left side

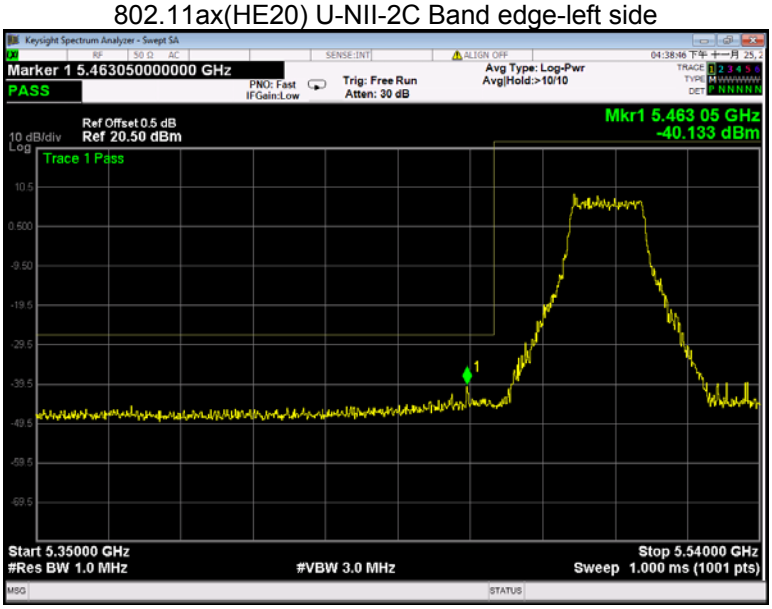

802.11ax(HE20) U-NII-2C Band edge-right side

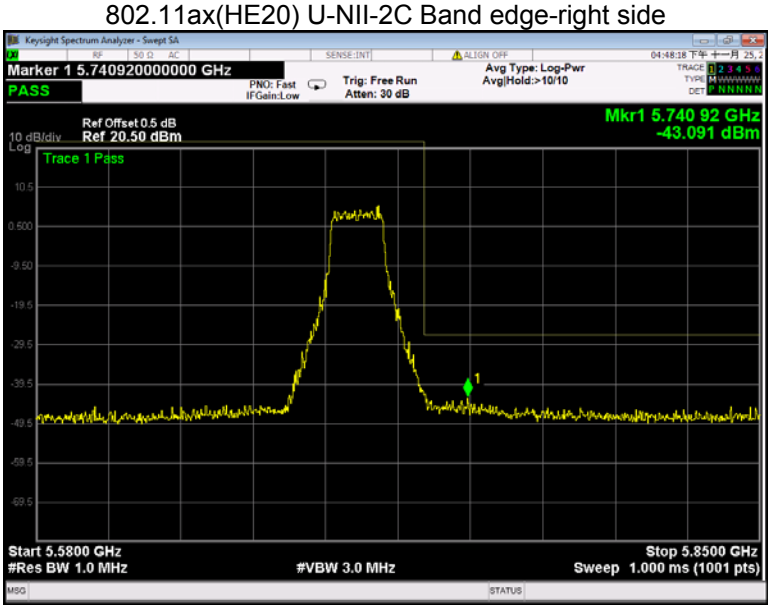

802.11ax(HE20) U-NII-3 Band edge-left side

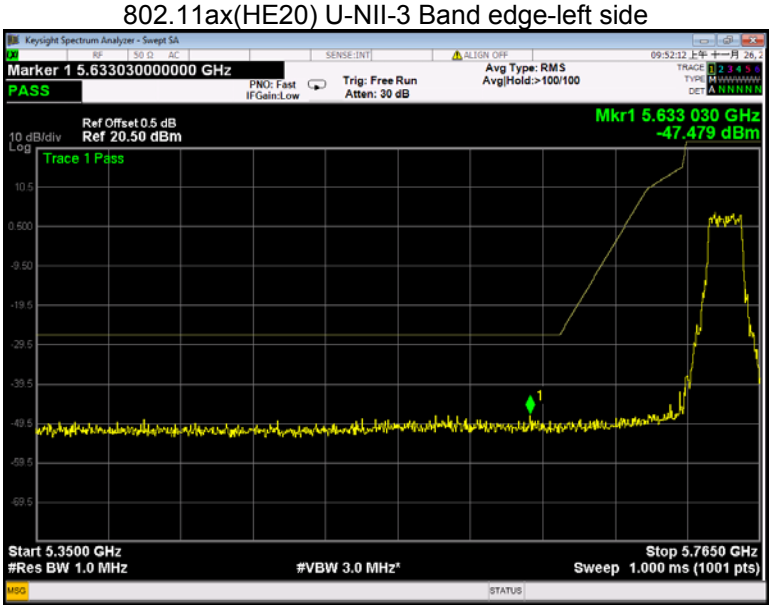
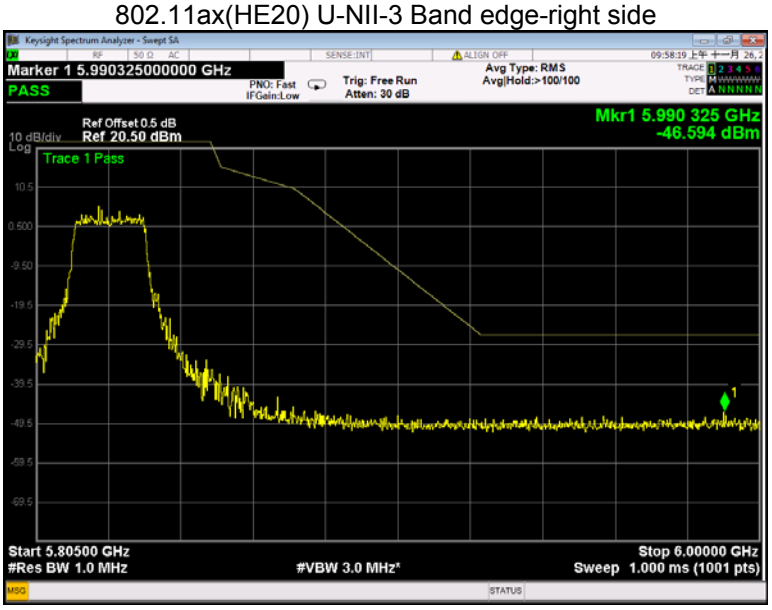
802.11ax(HE20) U-NII-3 Band edge-right side