Appendix for WiFi 2.4GHz

Product Name: AVID
Model No: AVID1

Appendix A: DTS Bandwidth

Test Result

TestMode	Antenna	Frequency[MHz]	DTS BW [MHz]	FL[MHz]	FH[MHz]	Limit[MHz]	Verdict
11B	Ant1	2412	9.160	2407.720	2416.880	0.5	PASS
11B	Ant1	2437	7.320	2433.360	2440.680	0.5	PASS
11B	Ant1	2462	6.960	2458.760	2465.720	0.5	PASS
11G	Ant1	2412	15.080	2404.480	2419.560	0.5	PASS
11G	Ant1	2437	15.080	2429.480	2444.560	0.5	PASS
11G	Ant1	2462	15.120	2454.480	2469.600	0.5	PASS
11N20SISO	Ant1	2412	15.080	2404.480	2419.560	0.5	PASS
11N20SISO	Ant1	2437	15.640	2429.200	2444.840	0.5	PASS
11N20SISO	Ant1	2462	15.080	2454.480	2469.560	0.5	PASS

Test Graphs

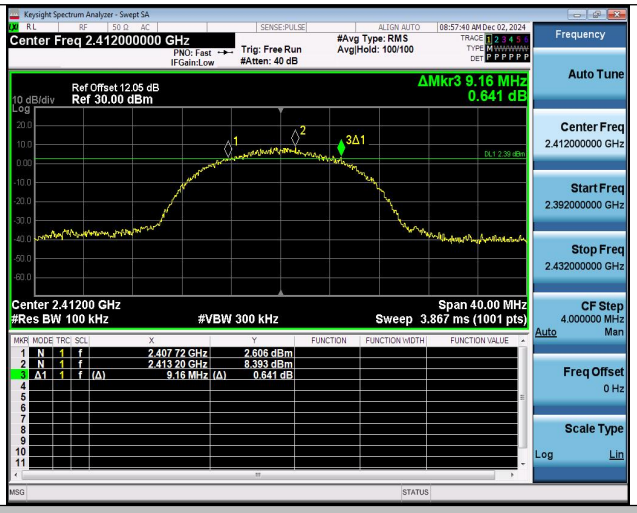

11B-Ant1-2412-PASS

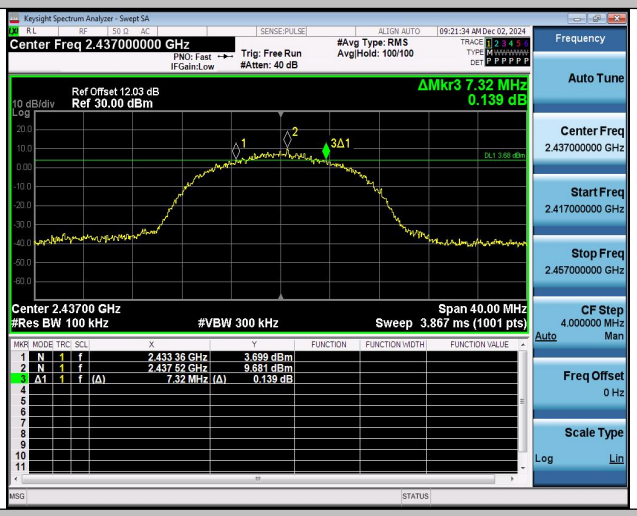

11B-Ant1-2437-PASS

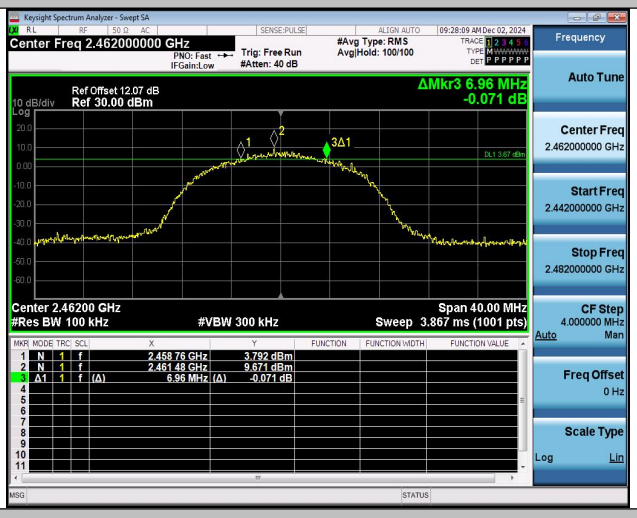

11B-Ant1-2462-PASS

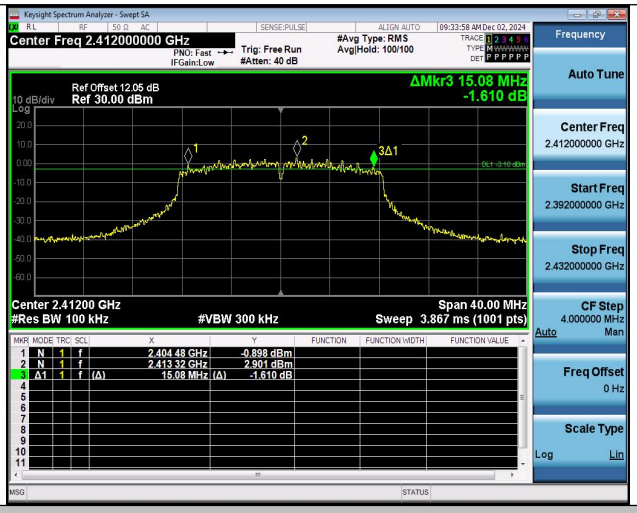

11G-Ant1-2412-PASS

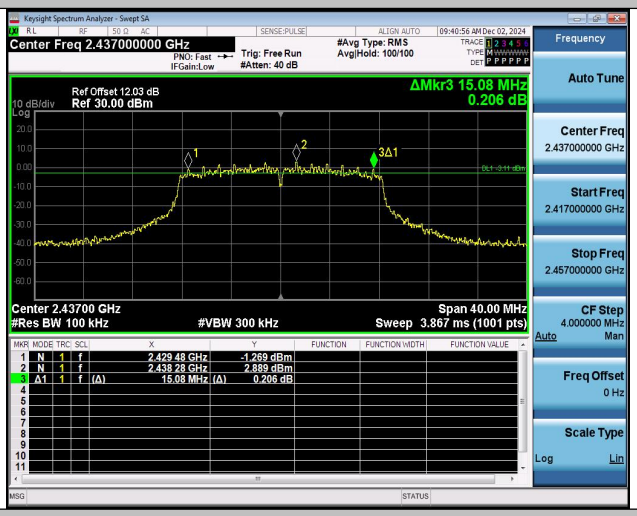

11G-Ant1-2437-PASS

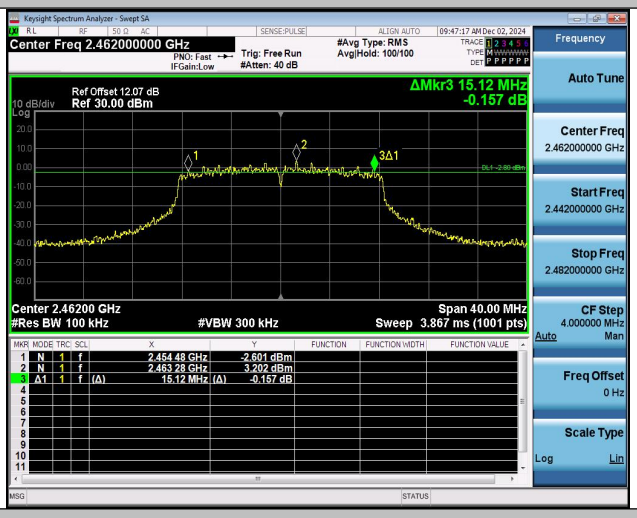

11G-Ant1-2462-PASS

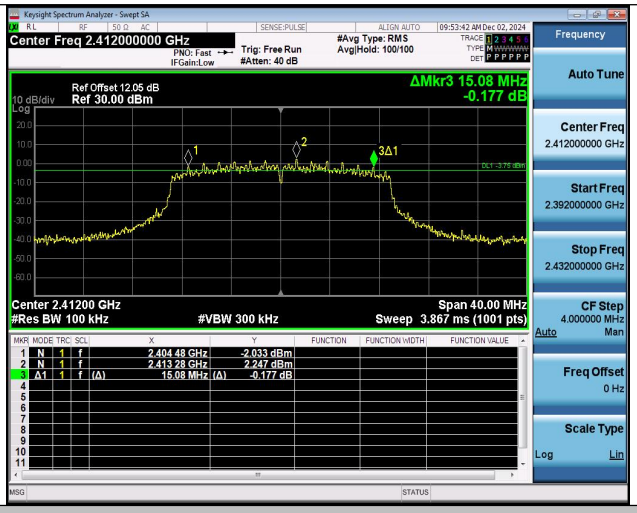

11N20SISO-Ant1-2412-PASS

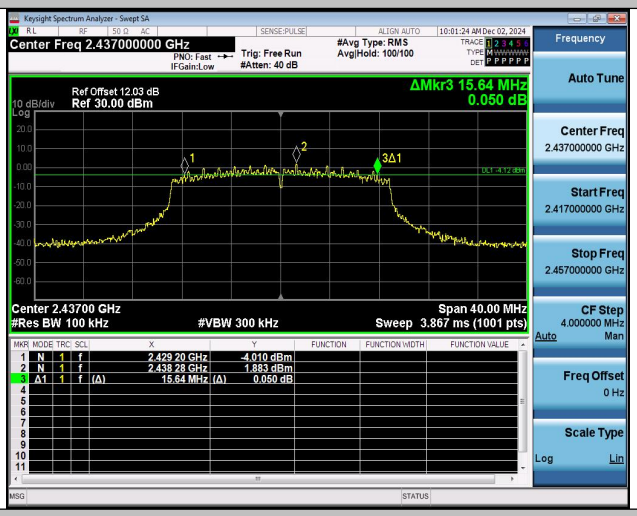

11N20SISO-Ant1-2437-PASS

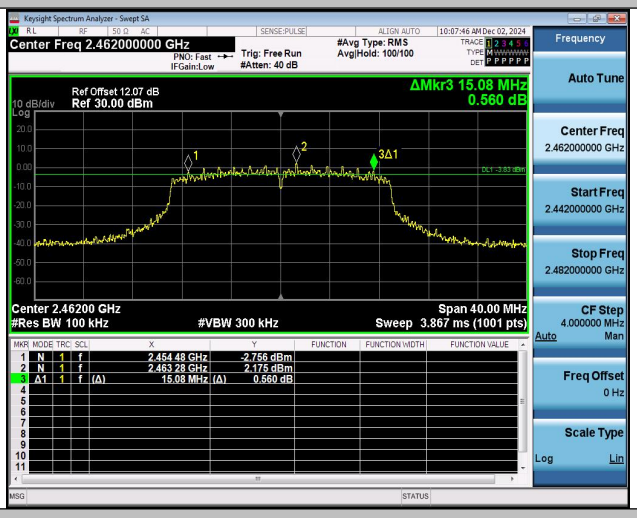

11N20SISO-Ant1-2462-PASS

Appendix B: Maximum conducted output power

Test Result Peak

TestMode	Antenna	Frequency [MHz]	Peak Powert [dBm]	Conducted Limit[dBm]	Verdict
11B	Ant1	2412	17.65	≤30.00	PASS
11B	Ant1	2437	17.65	≤30.00	PASS
11B	Ant1	2462	17.92	≤30.00	PASS
11G	Ant1	2412	13.86	≤30.00	PASS
11G	Ant1	2437	13.95	≤30.00	PASS
11G	Ant1	2462	14.03	≤30.00	PASS
11N20SISO	Ant1	2412	12.77	≤30.00	PASS
11N20SISO	Ant1	2437	10.60	≤30.00	PASS
11N20SISO	Ant1	2462	12.93	≤30.00	PASS

Appendix C: Maximum power spectral density

Test Result

TestMode	Antenna	Frequency [MHz]	Result[dBm/3-100kHz]	Limit[dBm/3kHz]	Verdict
11B	Ant1	2412	-4.59	≤8.00	PASS
11B	Ant1	2437	-4.09	≤8.00	PASS
11B	Ant1	2462	-5.50	≤8.00	PASS
11G	Ant1	2412	-10.79	≤8.00	PASS
11G	Ant1	2437	-11.26	≤8.00	PASS
11G	Ant1	2462	-11.12	≤8.00	PASS
11N20SISO	Ant1	2412	-12.50	≤8.00	PASS
11N20SISO	Ant1	2437	-12.66	≤8.00	PASS
11N20SISO	Ant1	2462	-12.68	≤8.00	PASS

Test Graphs

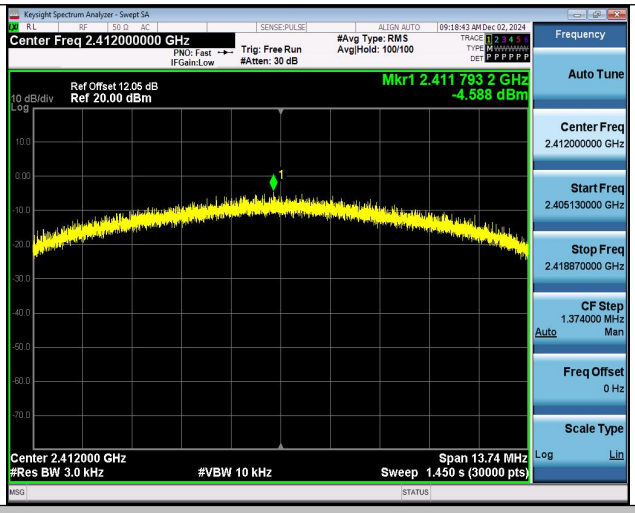

11B-Ant1-2412-PASS

11B-Ant1-2437-PASS

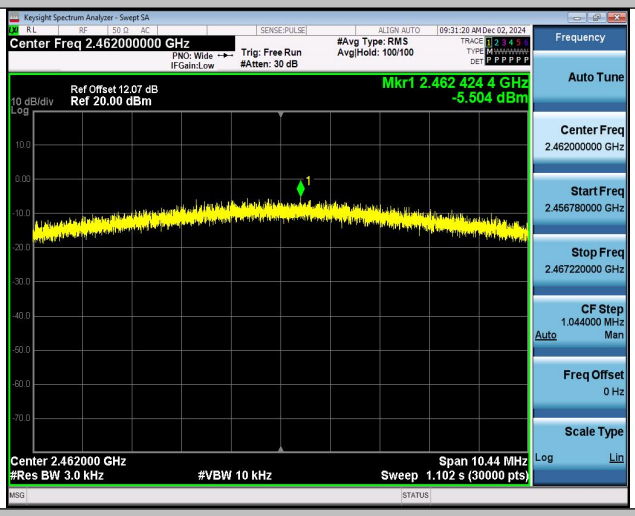

11B-Ant1-2462-PASS

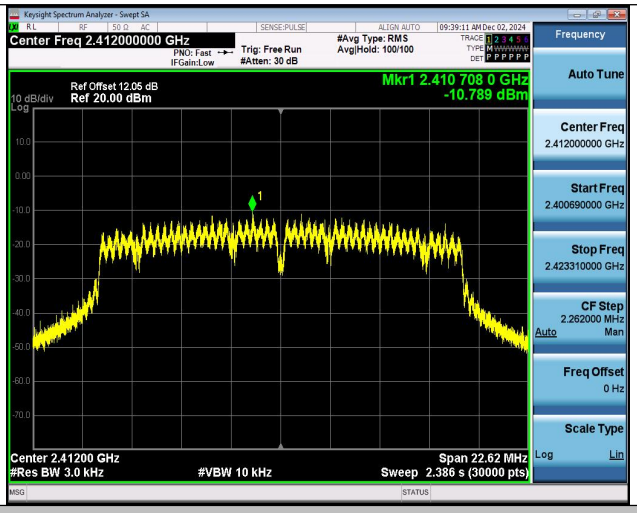

11G-Ant1-2412-PASS

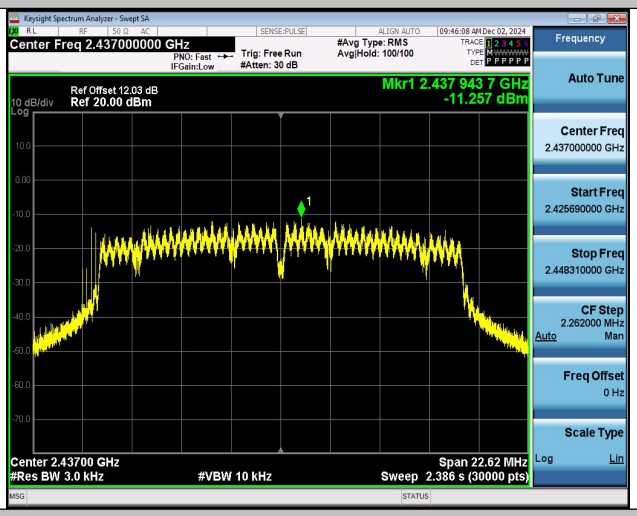

11G-Ant1-2437-PASS

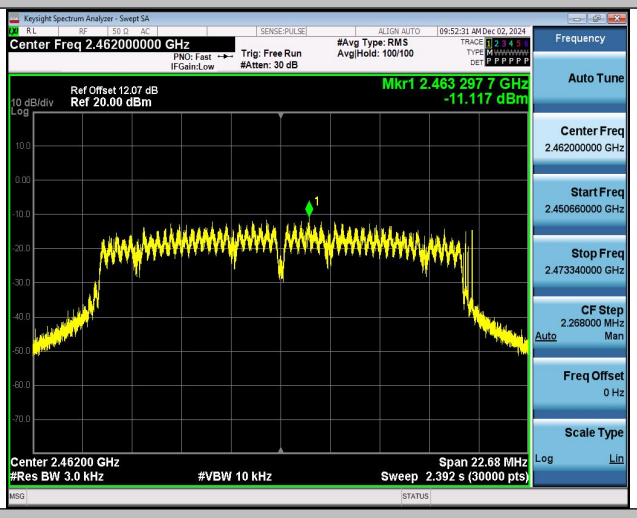

11G-Ant1-2462-PASS

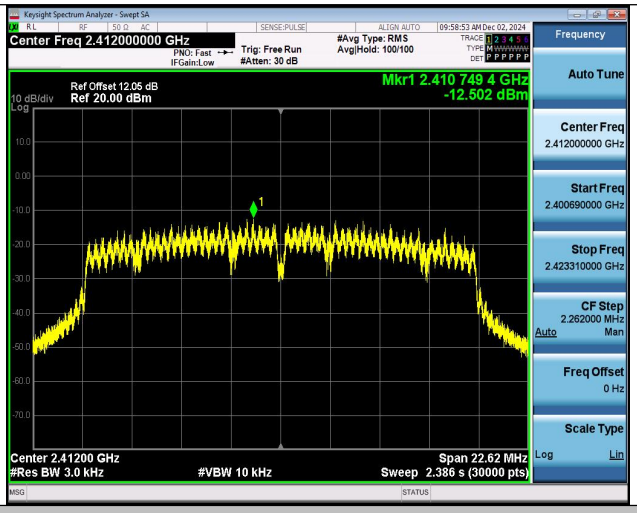

11N20SISO-Ant1-2412-PASS

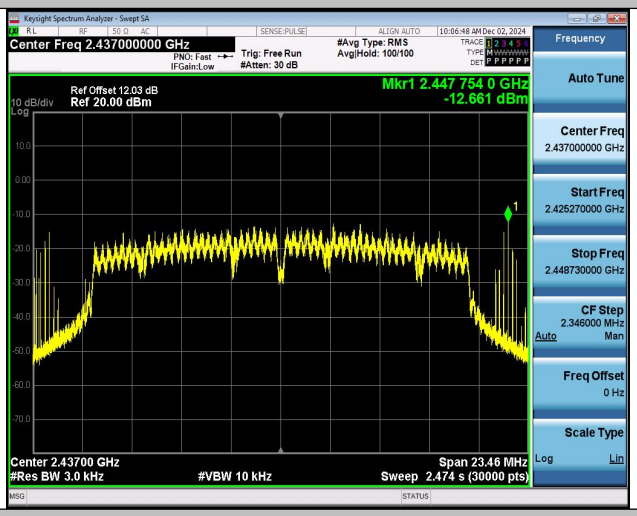

11N20SISO-Ant1-2437-PASS

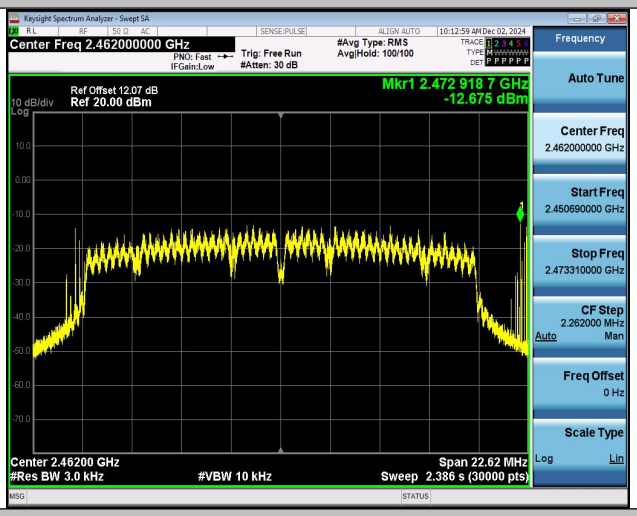

11N20SISO-Ant1-2462-PASS

Appendix D: Reference level measurement

Test Result

TestMode	Antenna	Freq(MHz)	Max.Point[MHz]	Result[dBm]
11B	Ant1	2412	2413.72	8.34
11B	Ant1	2437	2437.81	7.96
11B	Ant1	2462	2462.23	7.69
11G	Ant1	2412	2413.31	2.91
11G	Ant1	2437	2438.27	2.55
11G	Ant1	2462	2463.29	2.91
11N20SISO	Ant1	2412	2413.31	2.22
11N20SISO	Ant1	2437	2438.31	1.82
11N20SISO	Ant1	2462	2463.29	1.81

Test Graphs

11B-Ant1-2412-PASS

11B-Ant1-2437-PASS

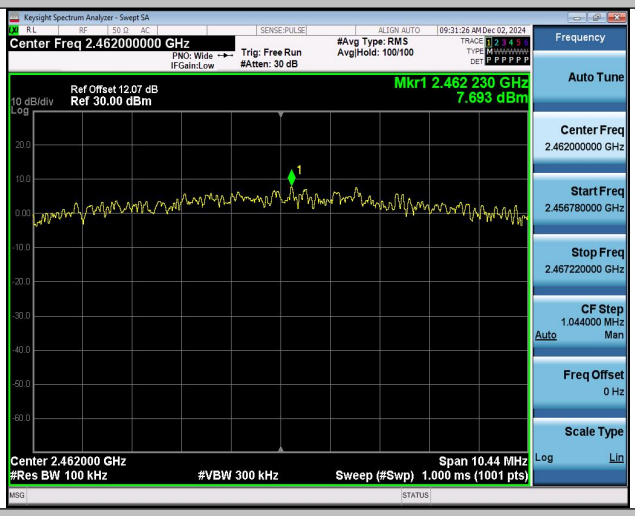

11B-Ant1-2462-PASS

11G-Ant1-2412-PASS

11G-Ant1-2437-PASS

11G-Ant1-2462-PASS

11N20SISO-Ant1-2412-PASS

11N20SISO-Ant1-2437-PASS

11N20SISO-Ant1-2462-PASS

Appendix E: Band edge measurements

Test Result

TestMode	Antenna	ChName	Frequency [MHz]	RefLevel [dBm]	Result [dBm]	Limit [dBm]	Verdict
11B	Ant1	Low	2412	8.34	-35.88	≤-11.66	PASS
11B	Ant1	High	2462	7.69	-44.73	≤-12.31	PASS
11G	Ant1	Low	2412	2.91	-32.77	≤-17.09	PASS
11G	Ant1	High	2462	2.91	-44.91	≤-17.09	PASS
11N20SISO	Ant1	Low	2412	2.22	-33.47	≤-17.78	PASS
11N20SISO	Ant1	High	2462	1.81	-45.22	≤-18.19	PASS

Test Graphs

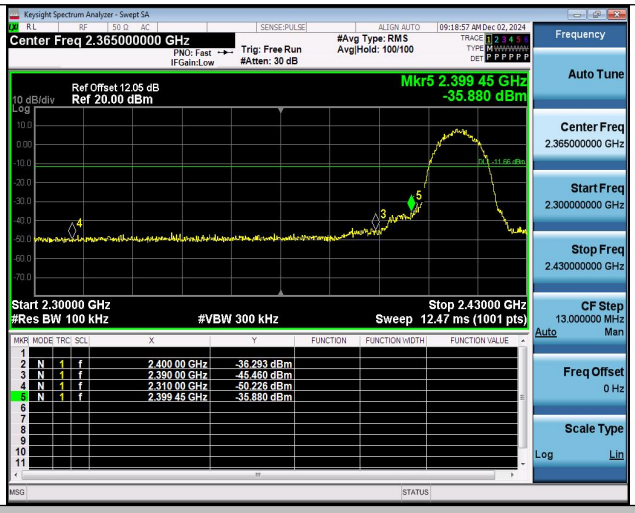

11B-Ant1-2412-PASS

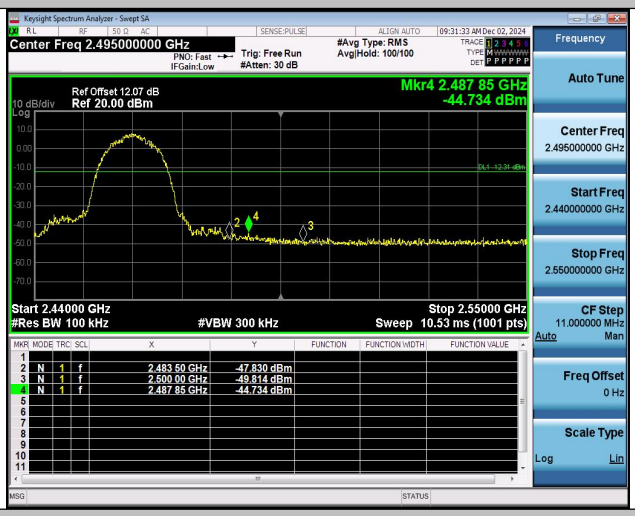

11B-Ant1-2462-PASS

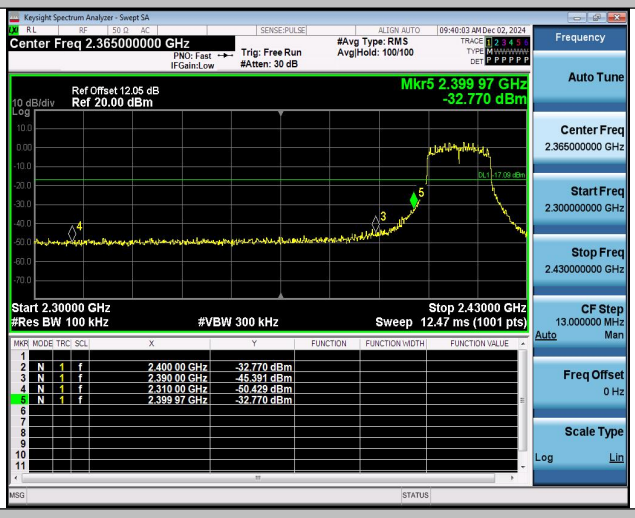

11G-Ant1-2412-PASS

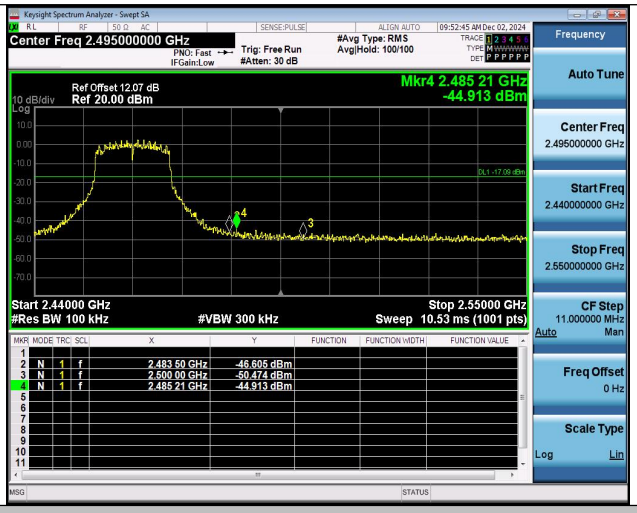

11G-Ant1-2462-PASS

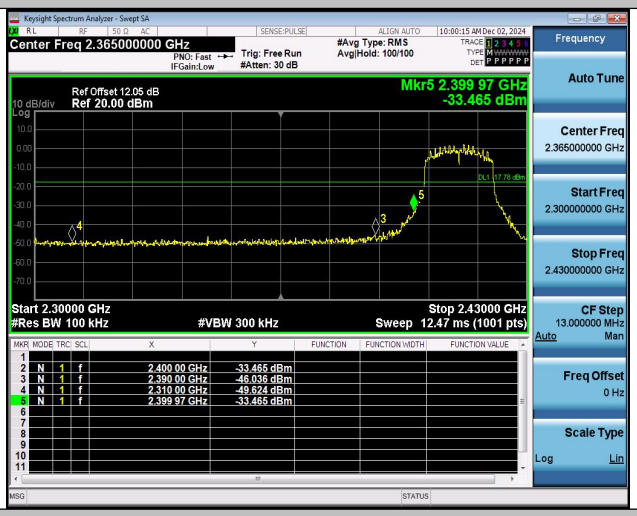

11N20SISO-Ant1-2412-PASS

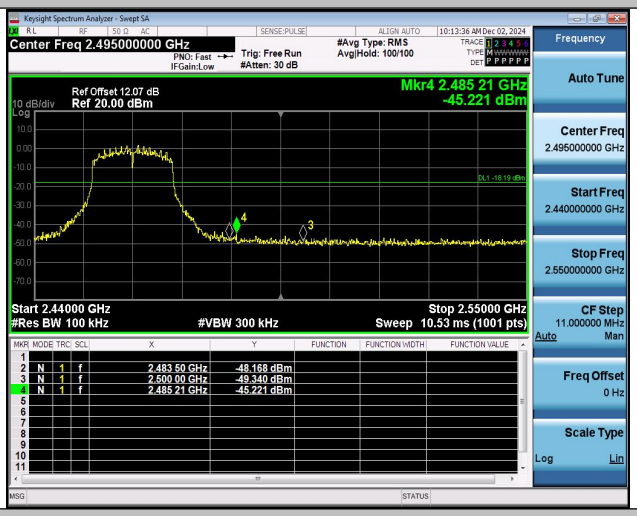

11N20SISO-Ant1-2462-PASS

Appendix F: Conducted Spurious Emission

Test Result

TestMode	Antenna	Frequency[MHz]	FreqRange [Mhz]	RefLevel [dBm]	Result [dBm]	Limit [dBm]	Verdict
11B	Ant1	2412	30~1000	8.34	-55.06	≤-11.66	PASS
11B	Ant1	2412	1000~26500	8.34	-44.41	≤-11.66	PASS
11B	Ant1	2437	30~1000	7.96	-51.89	≤-12.04	PASS
11B	Ant1	2437	1000~26500	7.96	-43.72	≤-12.04	PASS
11B	Ant1	2462	30~1000	7.69	-58.82	≤-12.31	PASS
11B	Ant1	2462	1000~26500	7.69	-44.15	≤-12.31	PASS
11G	Ant1	2412	30~1000	2.91	-58.98	≤-17.09	PASS
11G	Ant1	2412	1000~26500	2.91	-44.13	≤-17.09	PASS
11G	Ant1	2437	30~1000	2.55	-39.36	≤-17.45	PASS
11G	Ant1	2437	1000~26500	2.55	-44.14	≤-17.45	PASS
11G	Ant1	2462	30~1000	2.91	-34.16	≤-17.09	PASS
11G	Ant1	2462	1000~26500	2.91	-44.6	≤-17.09	PASS
11N20SISO	Ant1	2412	30~1000	2.22	-59.08	≤-17.78	PASS
11N20SISO	Ant1	2412	1000~26500	2.22	-44.17	≤-17.78	PASS
11N20SISO	Ant1	2437	30~1000	1.82	-41.37	≤-18.18	PASS
11N20SISO	Ant1	2437	1000~26500	1.82	-44.41	≤-18.18	PASS
11N20SISO	Ant1	2462	30~1000	1.81	-53.94	≤-18.19	PASS
11N20SISO	Ant1	2462	1000~26500	1.81	-43.57	≤-18.19	PASS

Test Graphs

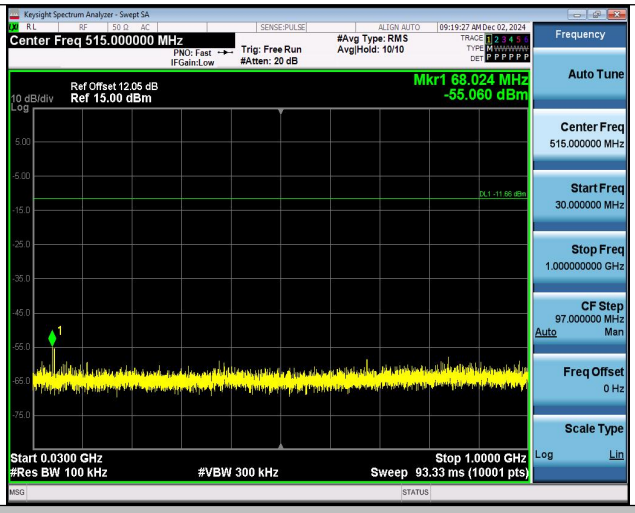

11B-Ant1-2412-30~1000-PASS

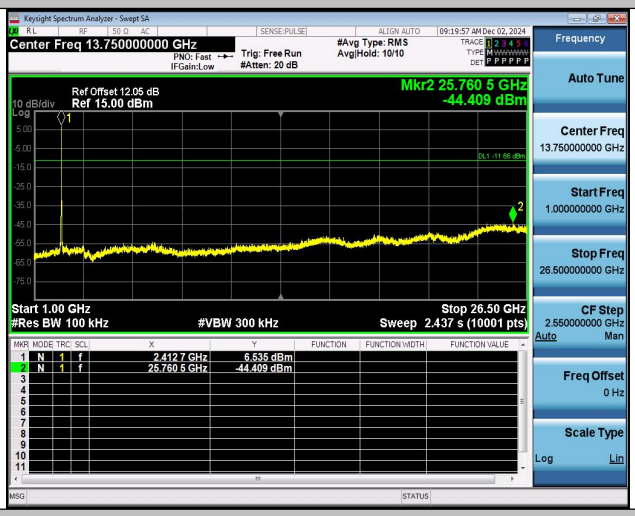

11B-Ant1-2412-1000~26500-PASS

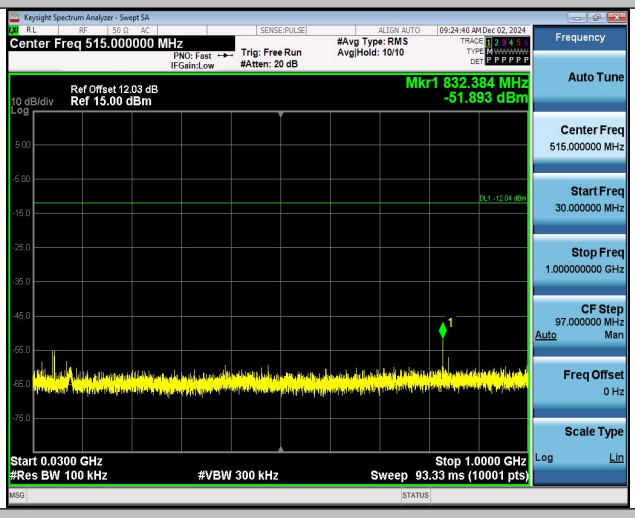

11B-Ant1-2437-30~1000-PASS