FO-RD-D16T Twinkle Fiber Optic illuminator

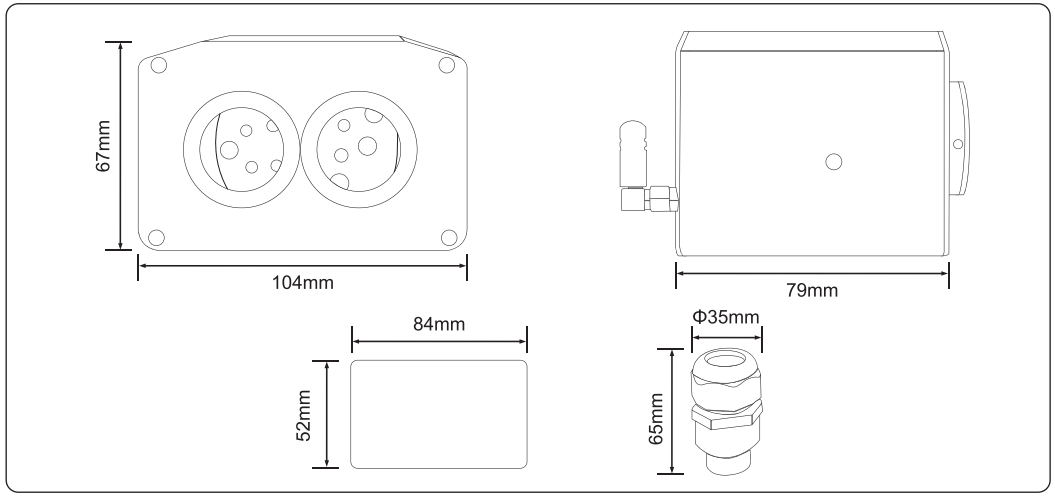

Product Name RGB+CCT Twinkle Fiber Optic illuminator	Model No. FO-RD-D16T
Voltage DC12V	POWER 16W
Material Aluminum	Color RGBWW
Application Home/ Hotel / Cinema ceiling, Car roof	
Function Dimmable/RGBWW mix Colors changing/Speed adjustable/Twinkle wheel	

Installation Diagram

Parts

1. LED chip
2. Twinkle wheel
3. Inner diameter Φ22mm
4. DC 12V input
5. Indicator lights
6. Signal antenna

Each Port Max Fiber Optic Cable:
0.75mm—550pcs or 1mm—300pcs

For home ceiling

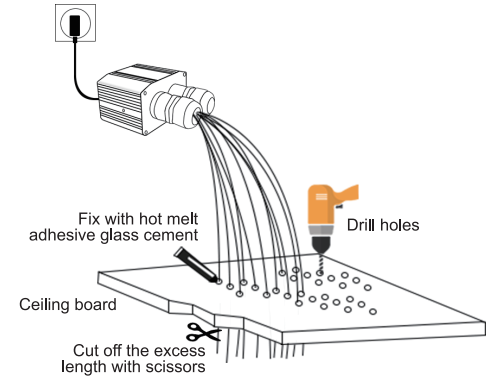

For car roof

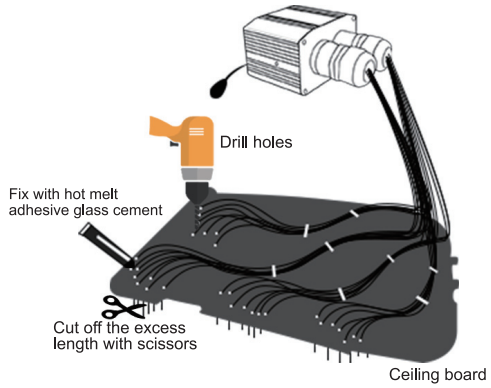

Mounting Black coupling/Fiber optics

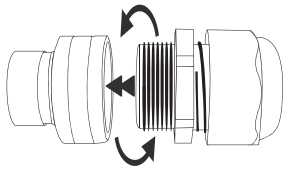

Black Coupling swivel joint

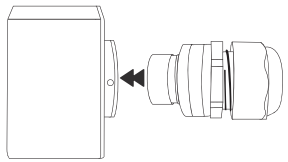

Plug in device connection

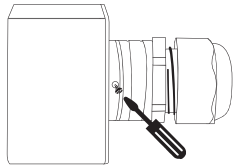

Fixed with screws



Fiber optics Mounting

Remote Instructions

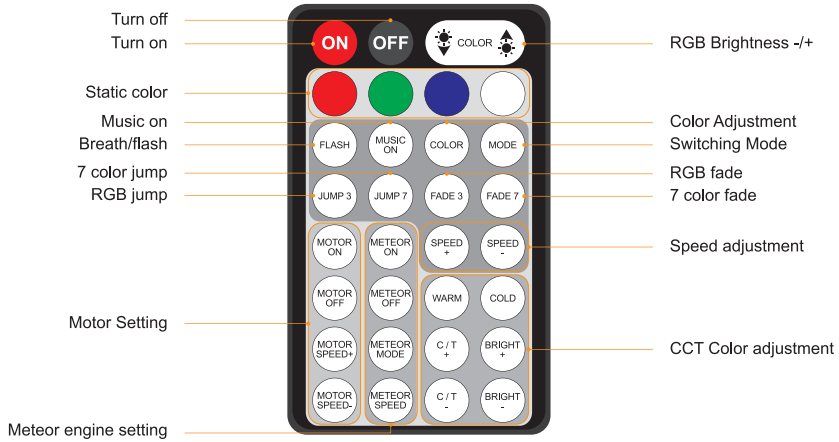

iStar Lighting APP Control Instructions

1.Download/Install iStar Lighting APP

Download [iStar Lighting] APP

Click "Register" button to create account, or log in directly if you already had account

（Search for [iStar Lighting] in Apple / Google store or scan the QR code to download the app.）

2.Connect APP

Connect the illuminator to the power supply and turn on the Bluetooth of the mobile phone.

Enter the APP, click "Add device" to search for the device and connect it.

Then follow the APP prompts to restart the device and click "Next" to connect successfully.

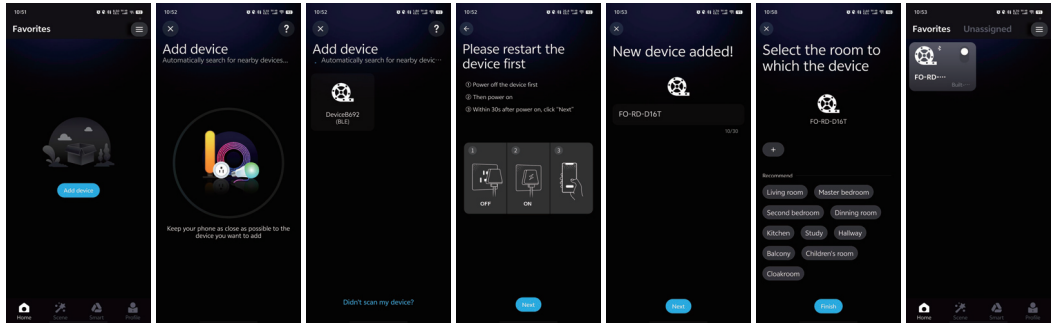

3.APP Function

A. Adjust Brightness

0%-100% brightness adjustable.

B. Color Temperature changable

Adjust the color temperature from 2700~6500k, make the light you want.

C. Color Changable

16 million colors to choose from, adjustable brightness and saturation.

D. Time Setting

With a timer function, the device switch schedule can be set freely

E. Motor speed

1-100 speed adjustment

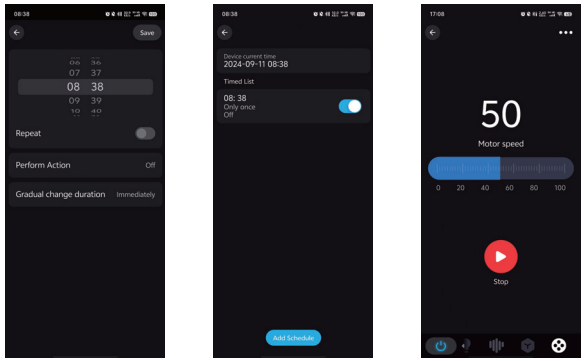

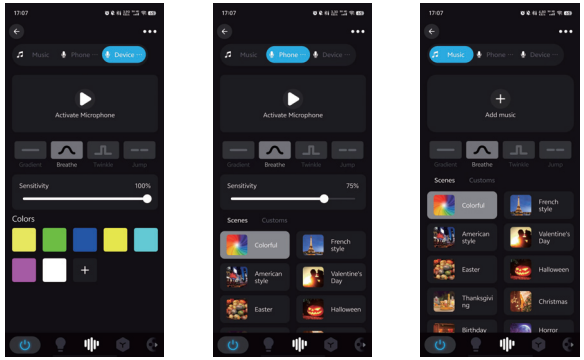

F. Sound/Music Control

Control lights with device microphone/cell phone microphone/music mode, can turn on/off, dimming, color changing, etc. You can also create a variety of atmospheres based on different music.

G. Setting Up Different Scene Lights

A variety of scene lighting can be selected, such as work, leisure, night light, party, etc., You can also customize the lighting color and mode of the scene to meet various needs in a more flexible and smarter way.

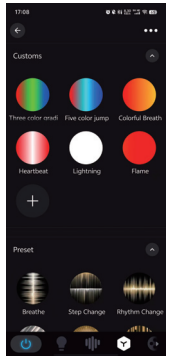

Application



FCC Warnning:

This equipment has been tested and found to comply with the limits for a Class B digital device, pursuant to part 15 of the FCC Rules. These limits are designed to provide reasonable protection againstharmful interference in a residential installation. This equipment generates, uses and can radiateradio frequency energy and, if not installed and used in accordance with the instructions, maycause harmful interference to radio communications. However, there is no guarantee thatinterference will not occur in a particular installation. If this equipment does cause harmfulinterference to radio or television reception, which can be determined by turning the equipmentoff and on, the user is encouraged to try to correct the interference by one or more of thefollowing measures:

- Reorient or relocate the receiving antenna.
- Increase the separation between the equipment and receiver.
- Connect the equipment into an outlet on a circuit different from that to which the receiver is connected.
- Consult the dealer or an experienced radio/TV technician for help.

Caution: Any changes or modifications to this device not explicitly approved by manufacturer could void your authority to operate this equipment.

This device complies with part 15 of the FCC Rules. Operation is subject to the following two conditions:

(1)This device may not cause harmful interference, and (2) this device must accept any interference received, including interference that may cause undesired operation.

This equipment complies with FCC radiation exposure limits set forth for an uncontrolled environment. This equipment should be installed and operated with minimum distance 20cm between the radiator and your body.