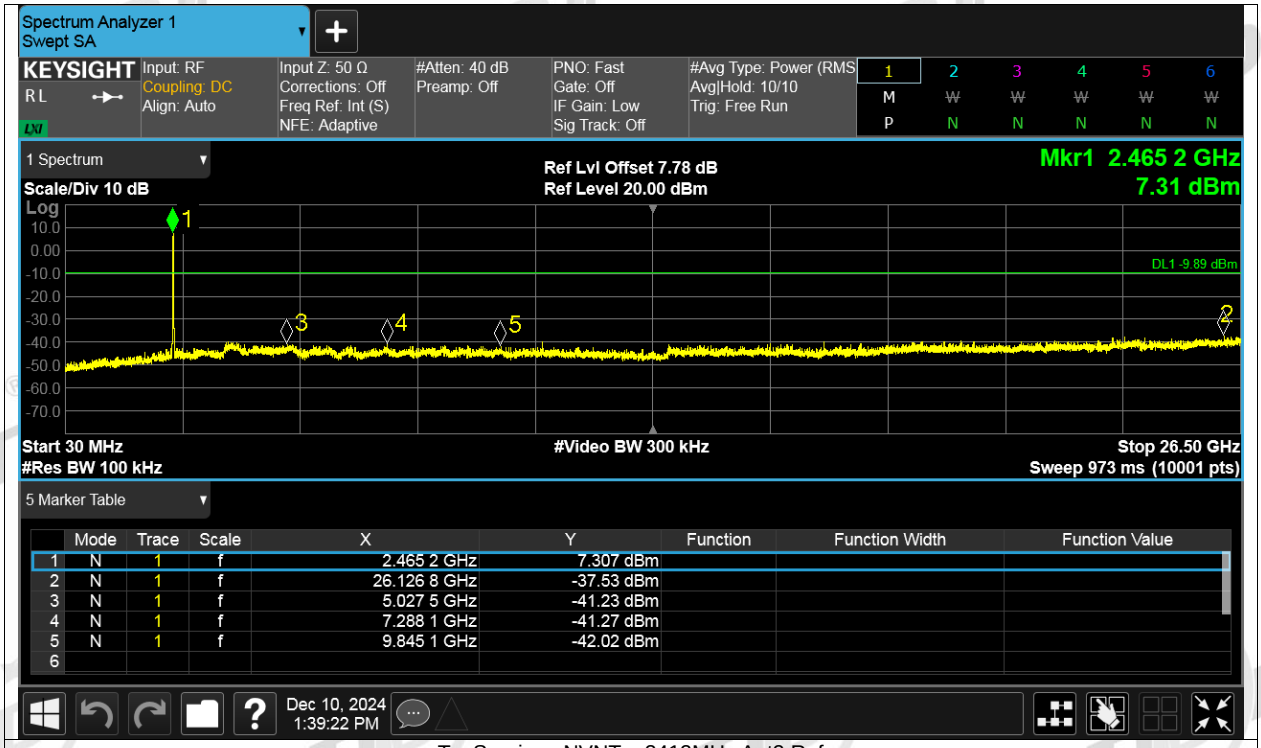

Tx. Spurious NVNT g 2412MHz Ant2 Ref

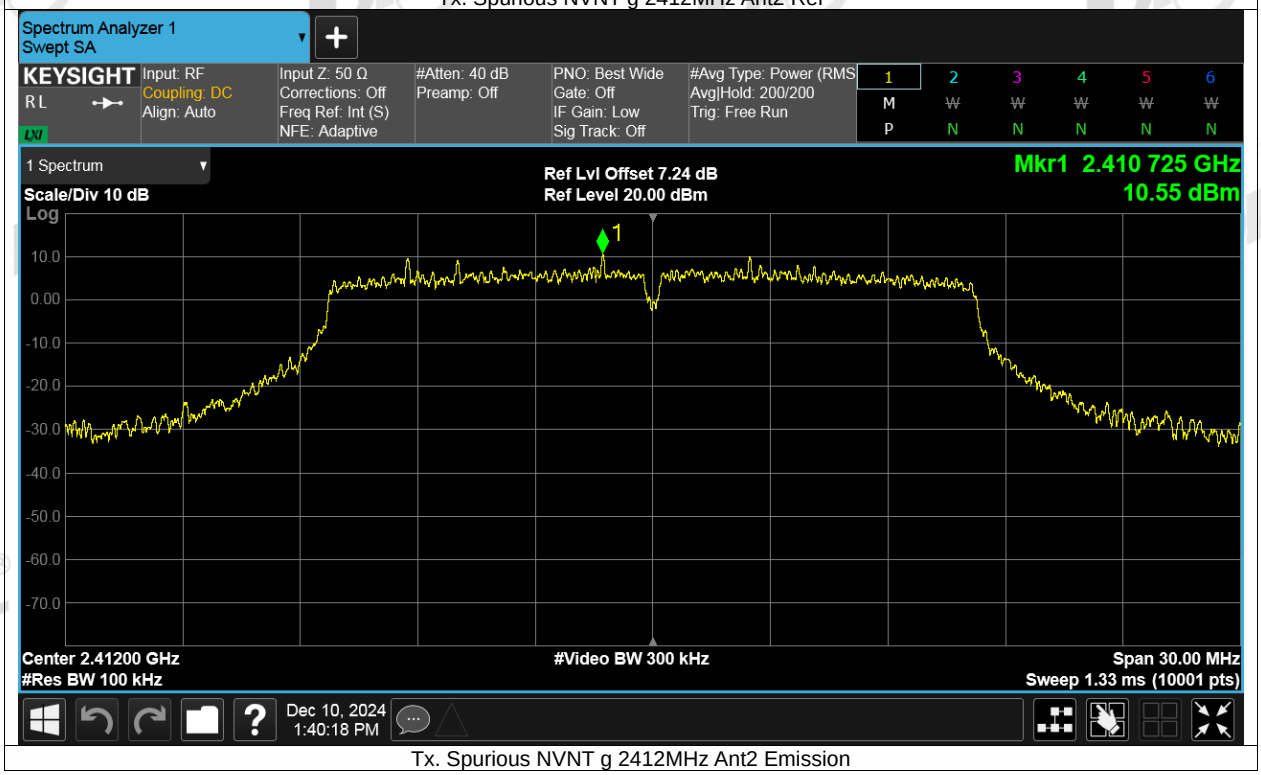

Tx. Spurious NVNT g 2412MHz Ant2 Emission

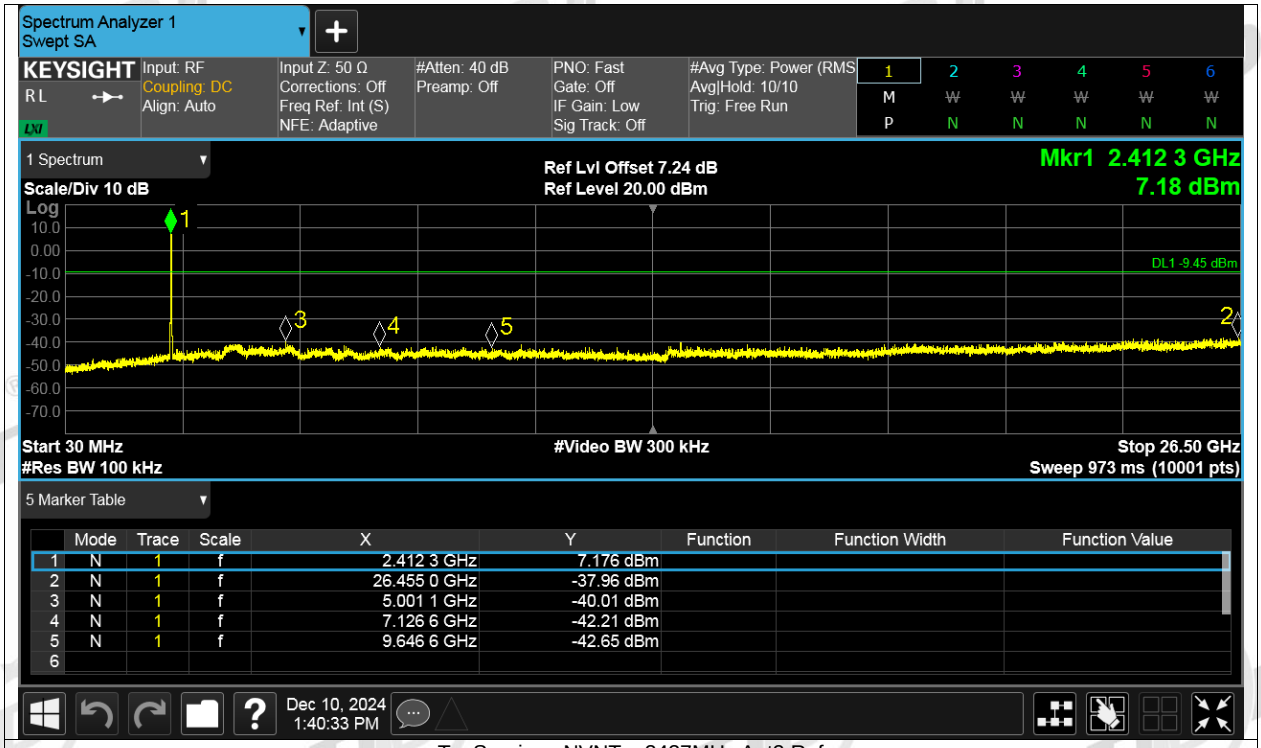

Tx. Spurious NVNT g 2437MHz Ant2 Ref

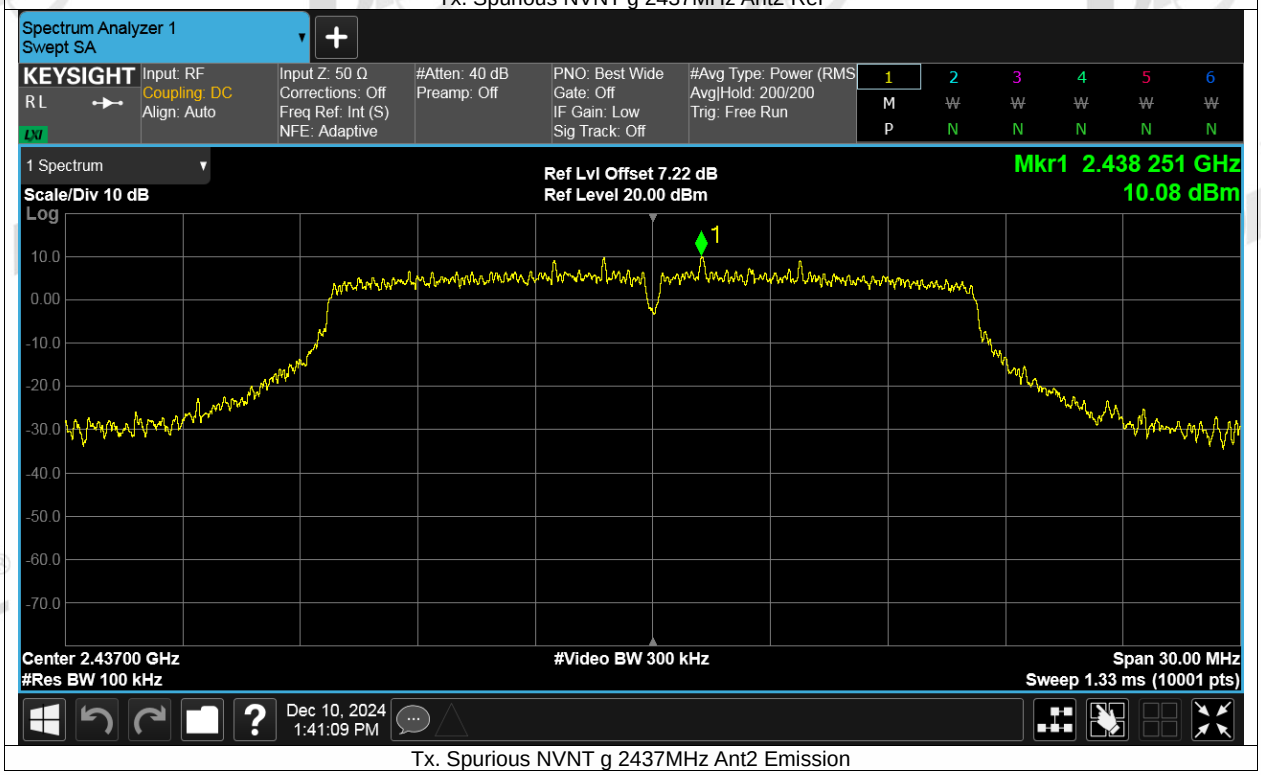

Tx. Spurious NVNT g 2437MHz Ant2 Emission

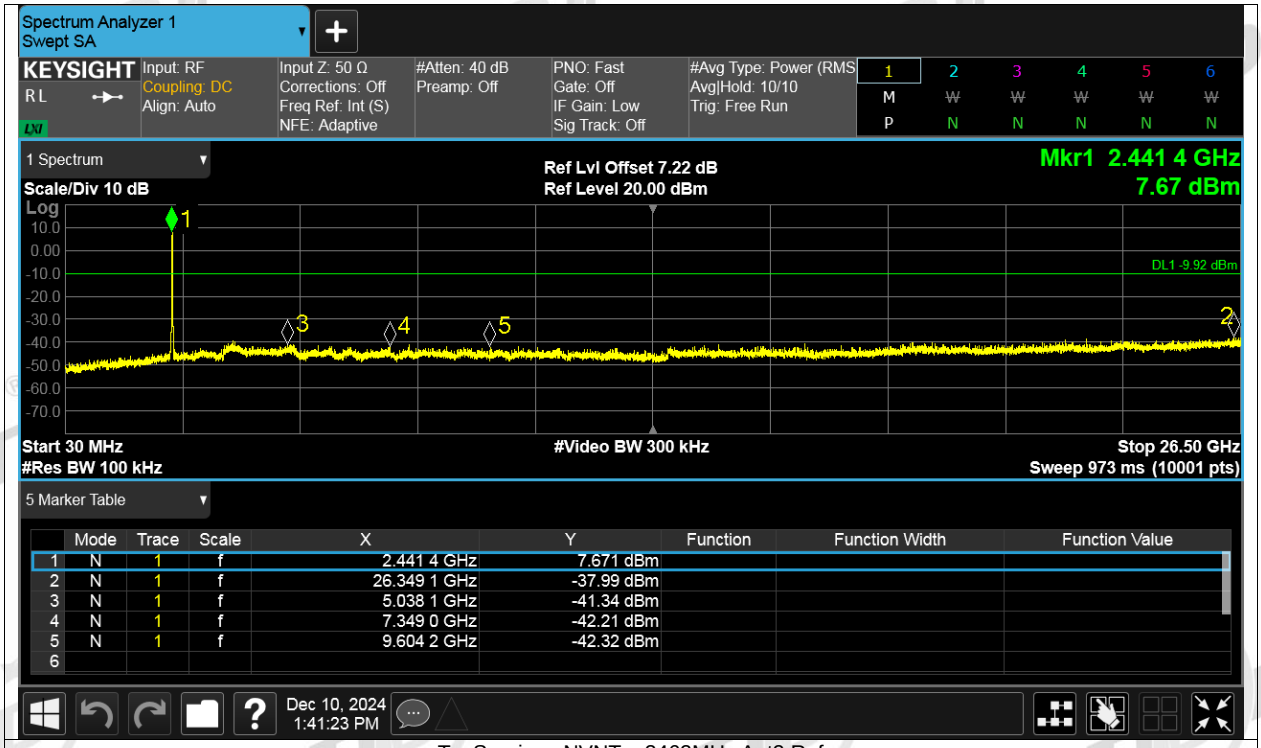

Tx. Spurious NVNT g 2462MHz Ant2 Ref

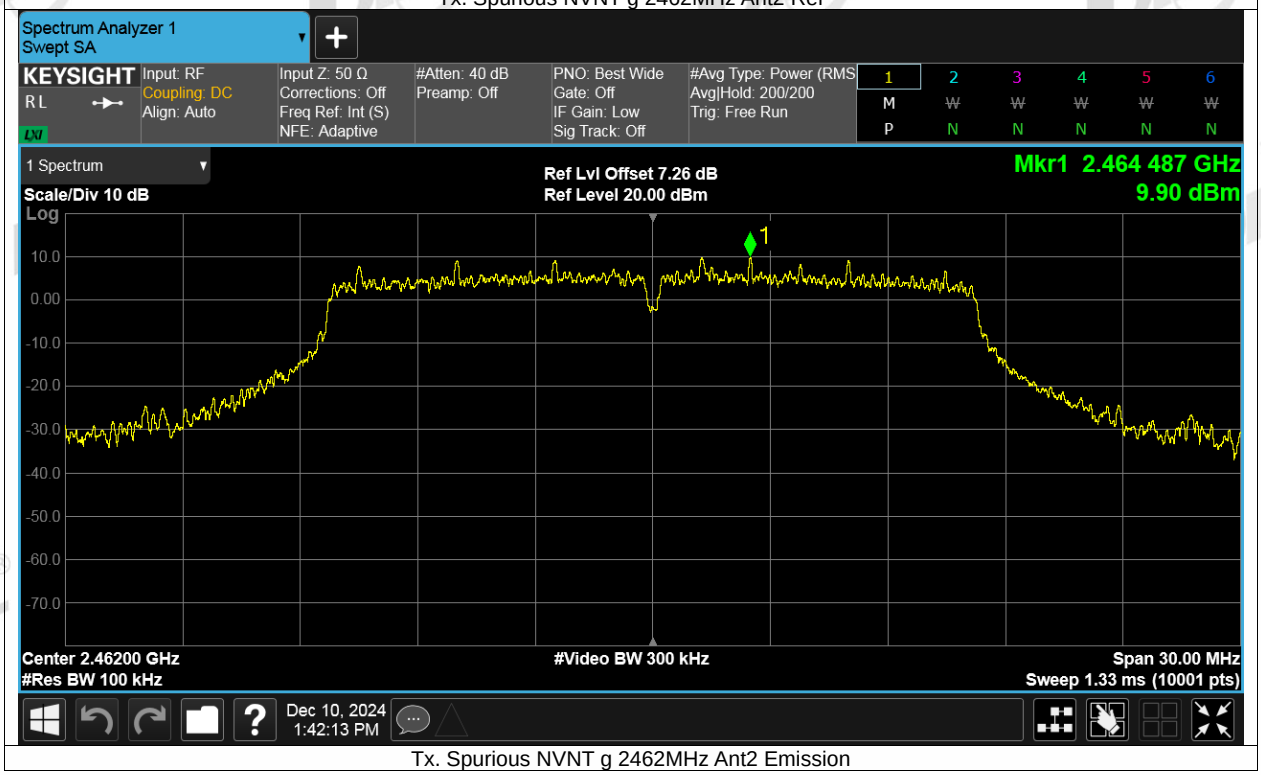

Tx. Spurious NVNT g 2462MHz Ant2 Emission

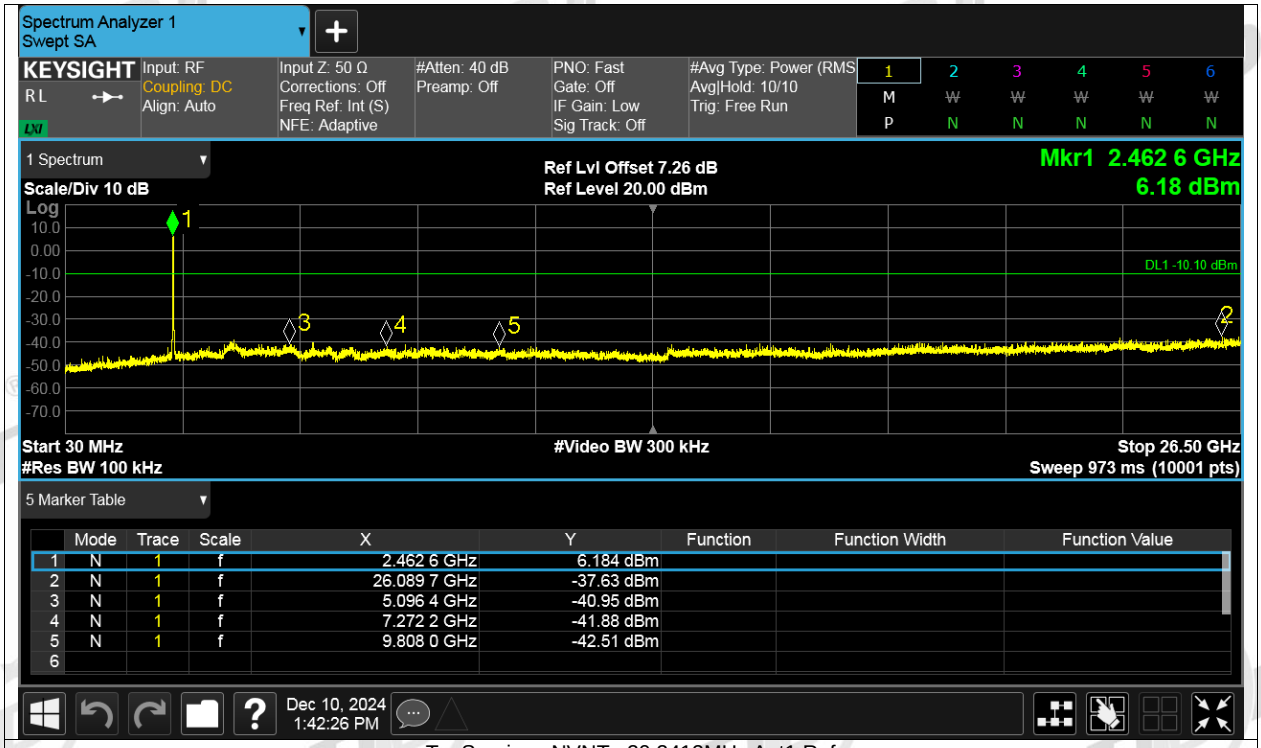

Tx. Spurious NVNT n20 2412MHz Ant1 Ref

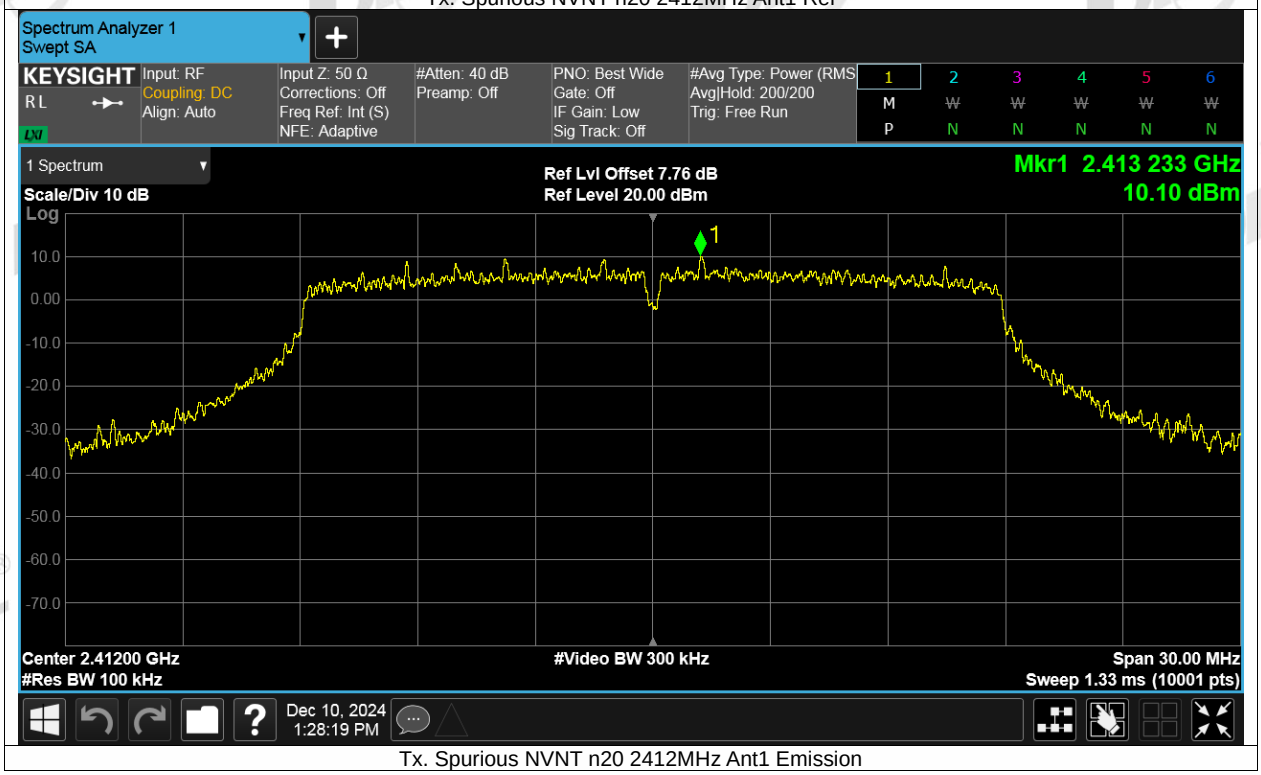

Tx. Spurious NVNT n20 2412MHz Ant1 Emission

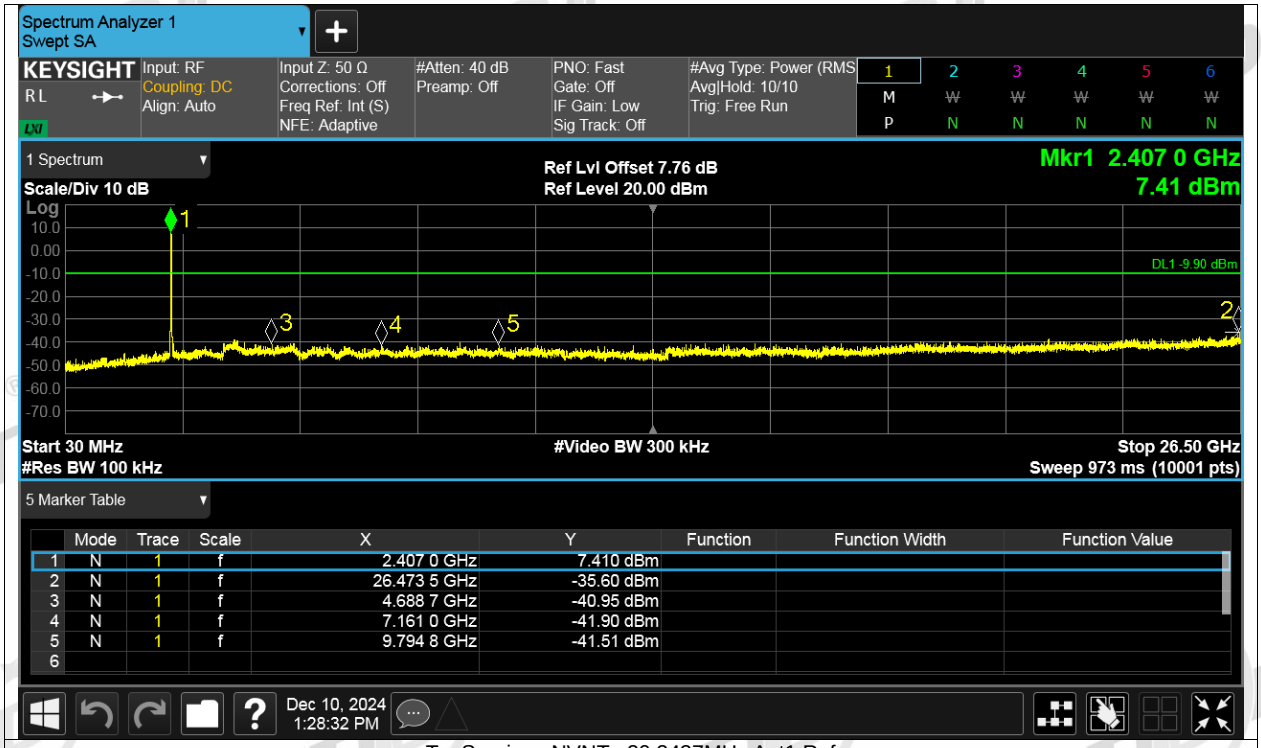

Tx. Spurious NVNT n20 2437MHz Ant1 Ref

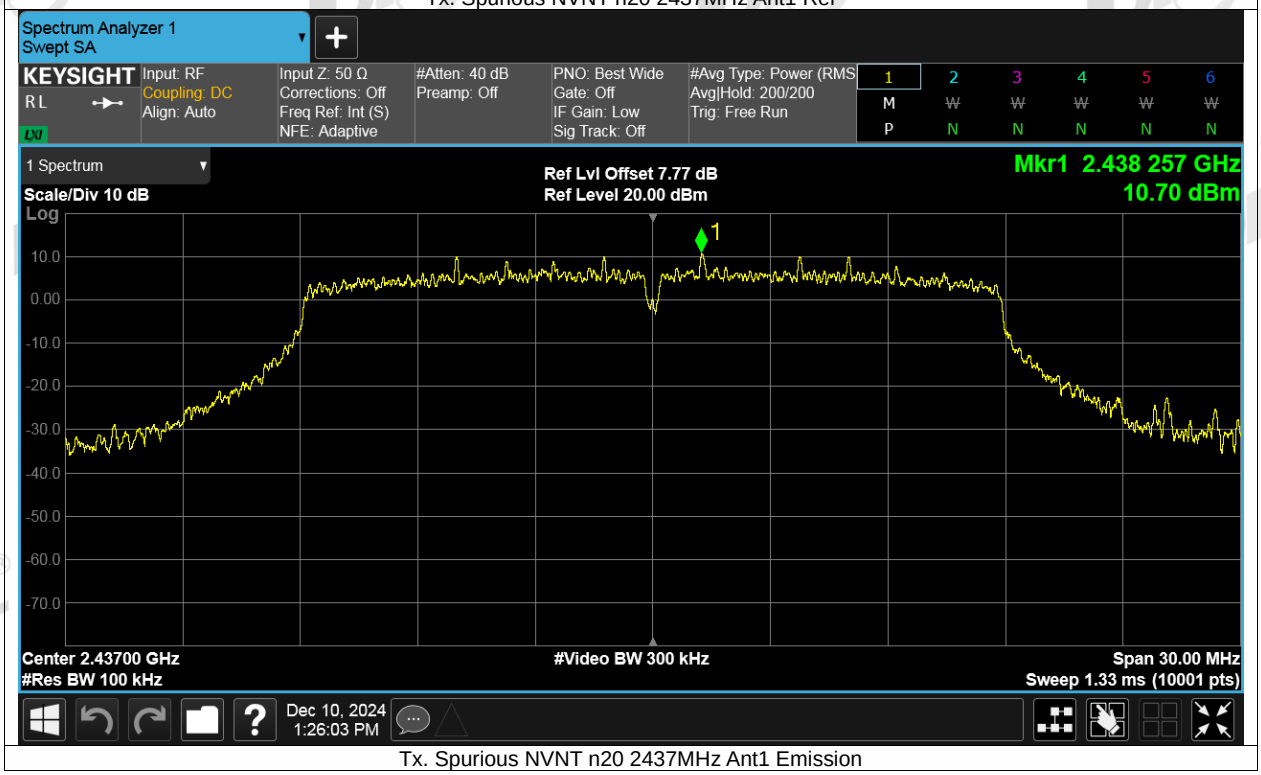

Tx. Spurious NVNT n20 2437MHz Ant1 Emission

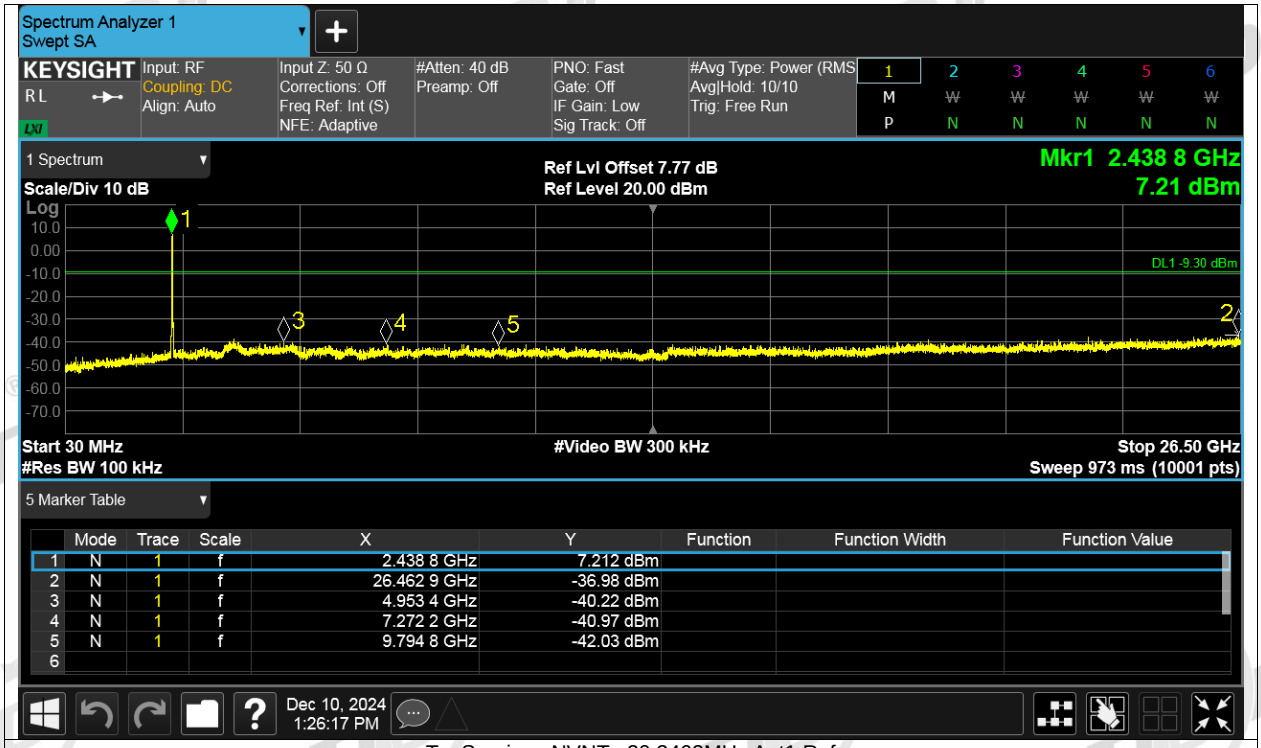

Tx. Spurious NVNT n20 2462MHz Ant1 Ref

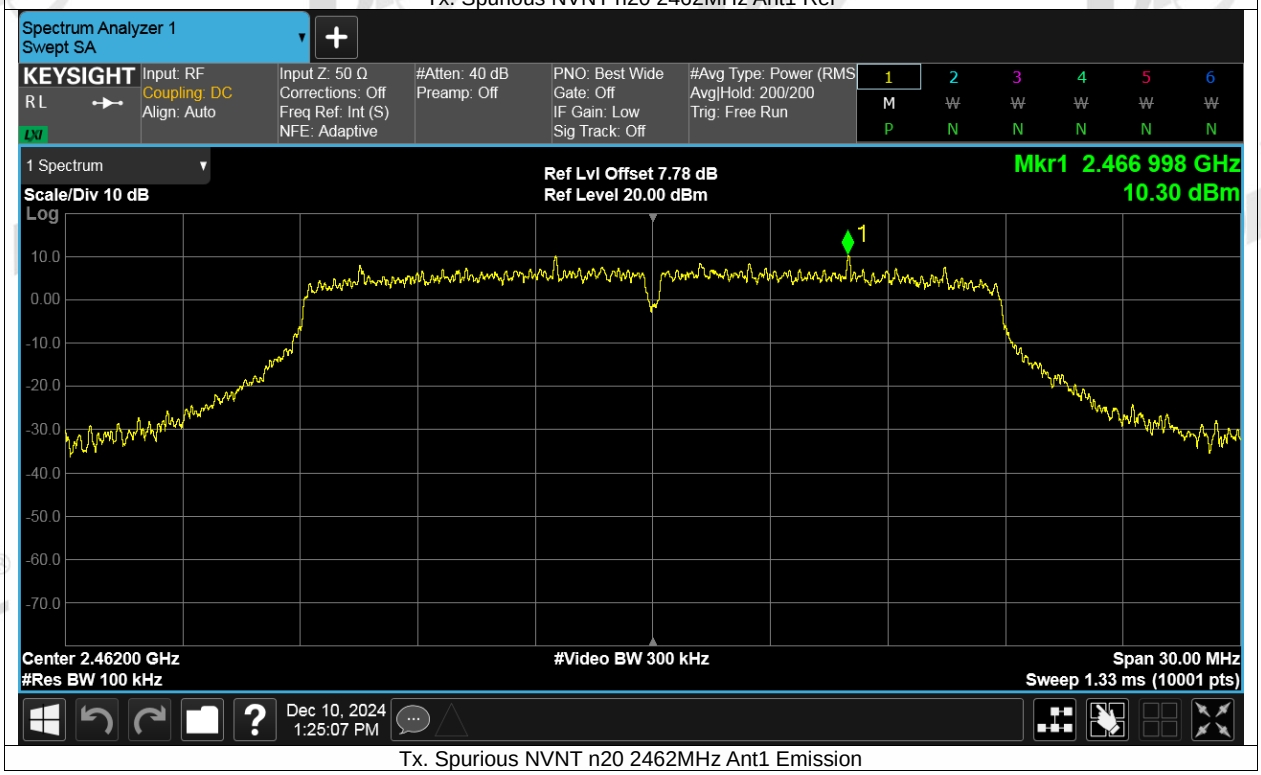

Tx. Spurious NVNT n20 2462MHz Ant1 Emission

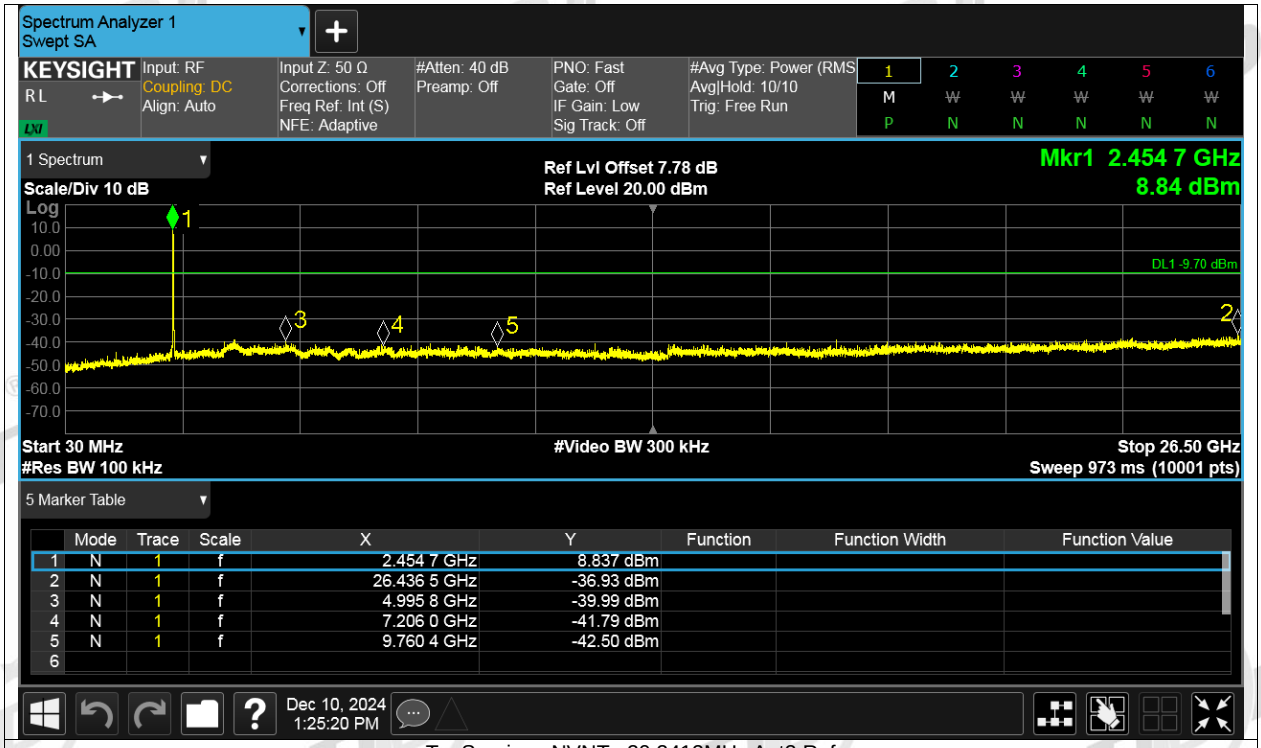

Tx. Spurious NVNT n20 2412MHz Ant2 Ref

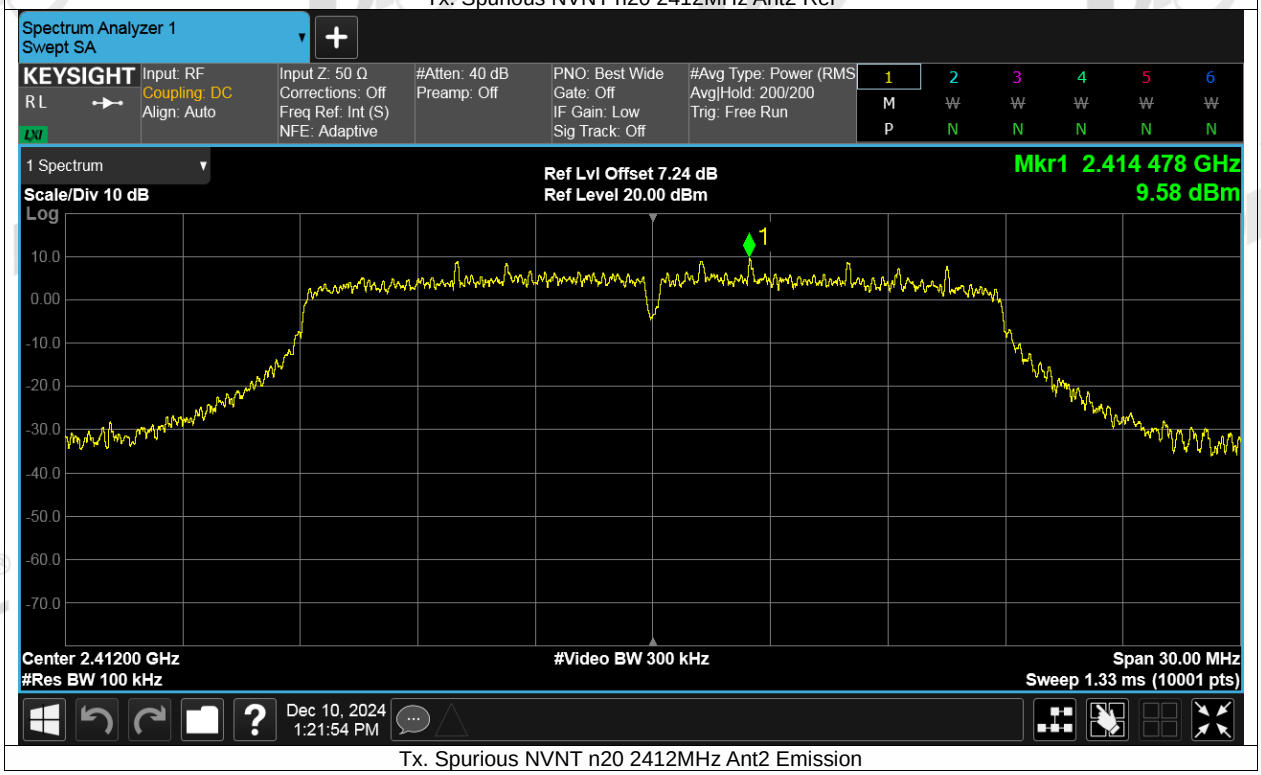

Tx. Spurious NVNT n20 2412MHz Ant2 Emission

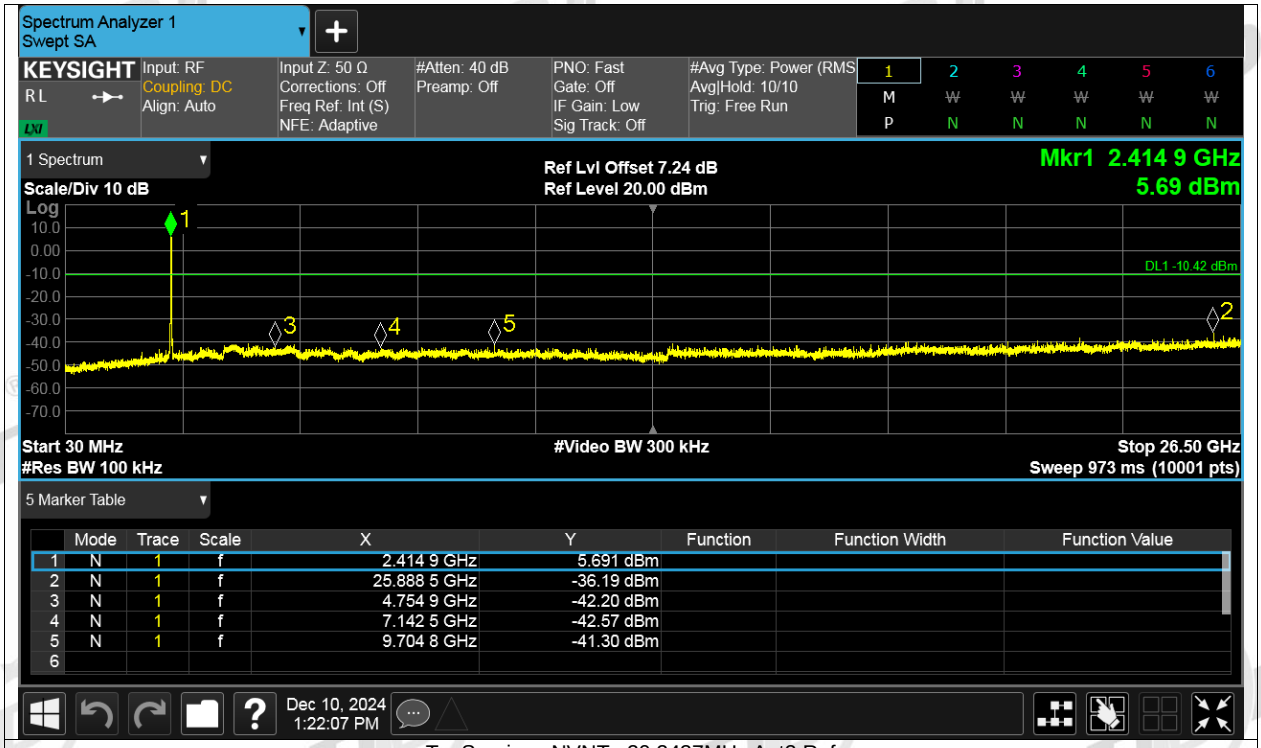

Tx. Spurious NVNT n20 2437MHz Ant2 Ref

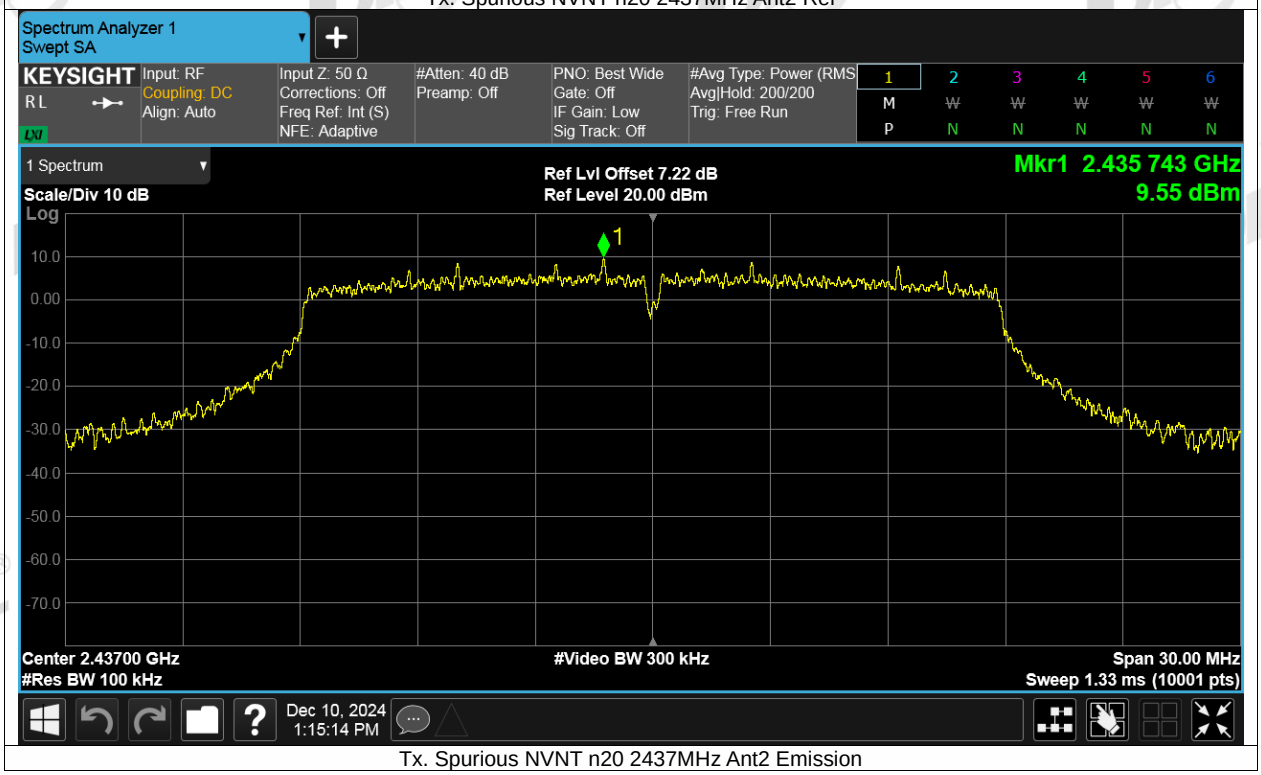

Tx. Spurious NVNT n20 2437MHz Ant2 Emission

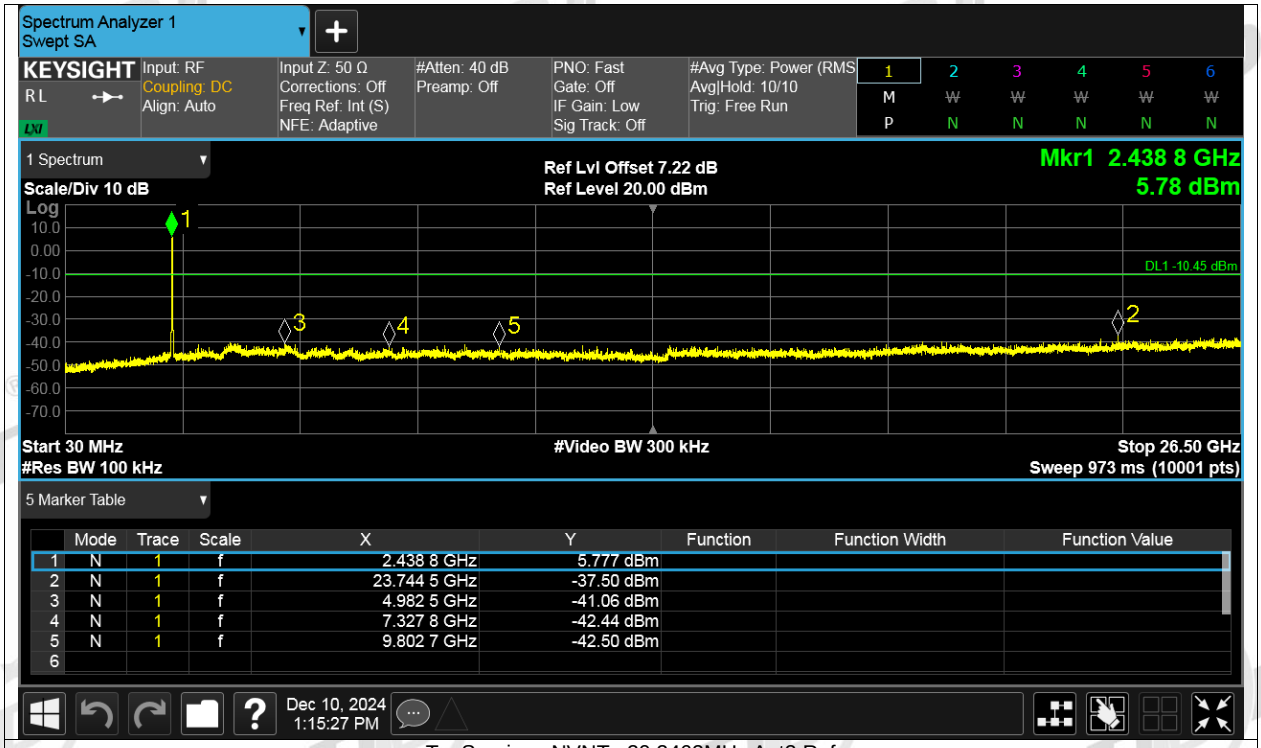

Tx. Spurious NVNT n20 2462MHz Ant2 Ref

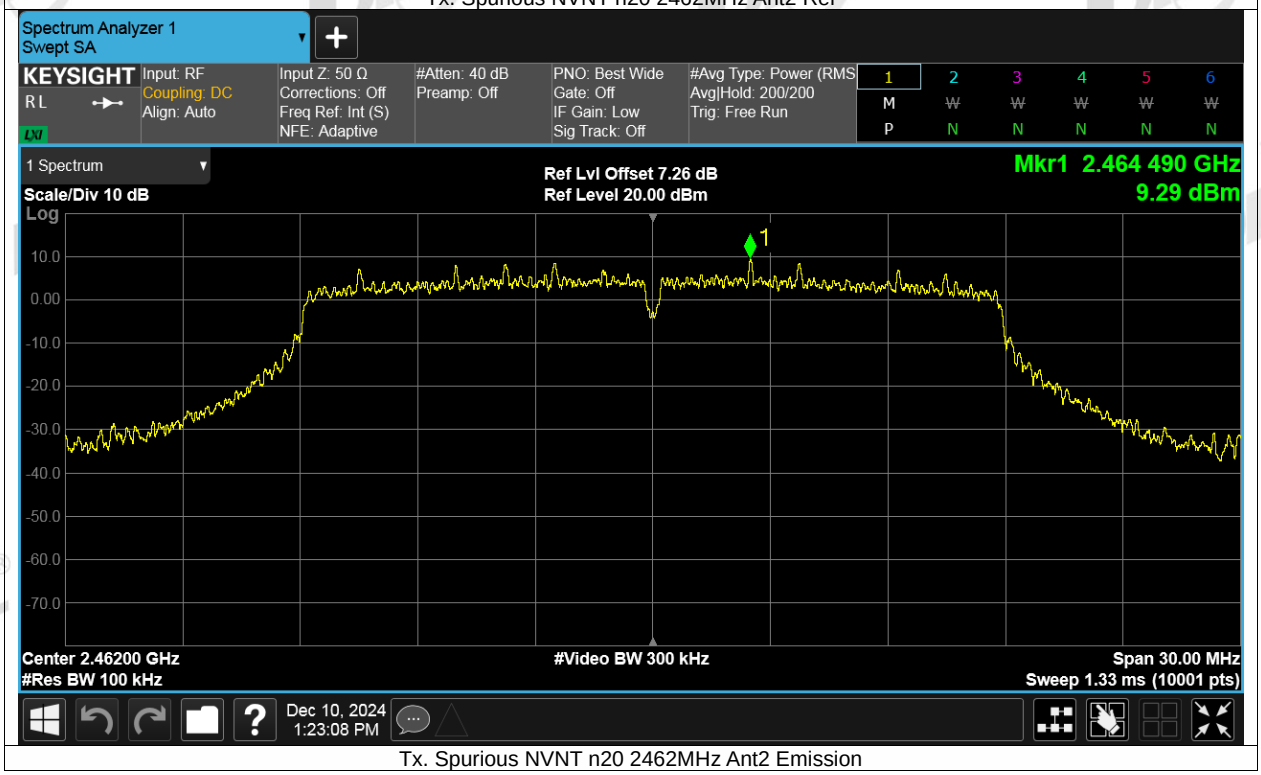

Tx. Spurious NVNT n20 2462MHz Ant2 Emission

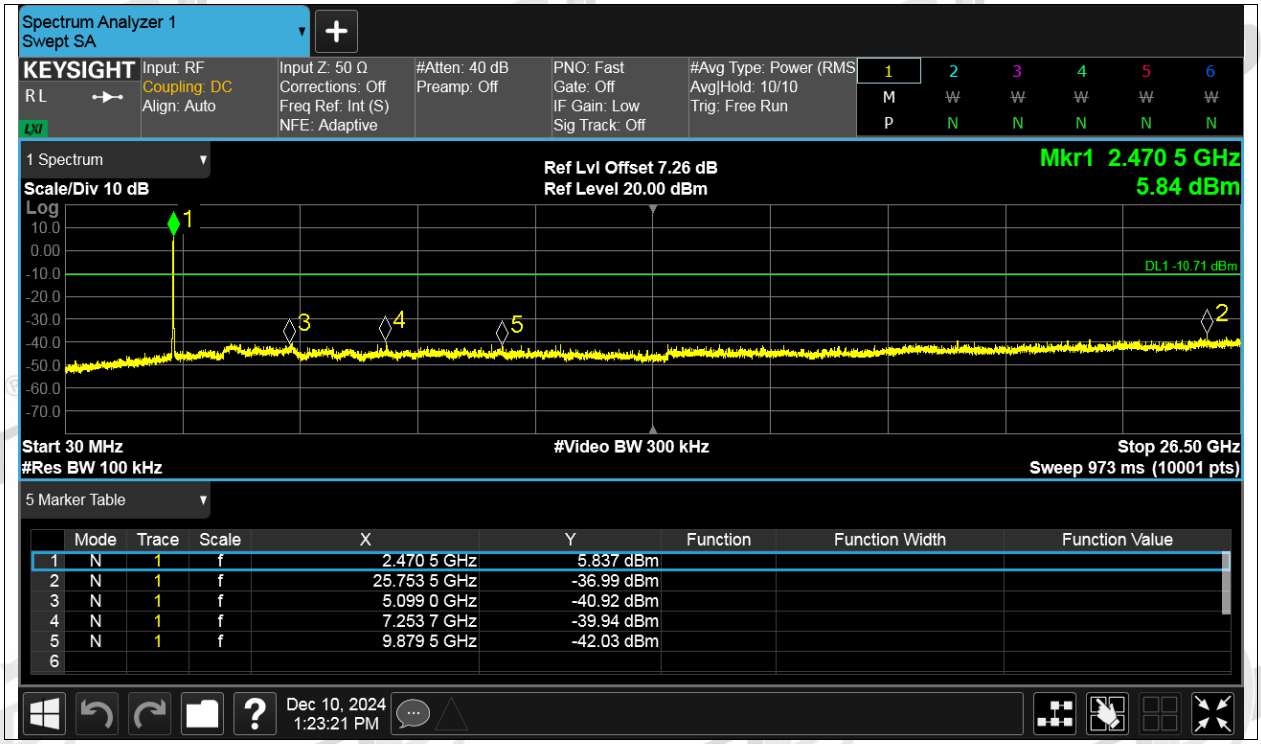

	Mode	Trace	Scale	X	Y	Function	Function Width	Function Value
1	N	1	f	2.470 5 GHz	5.837 dBm			
2	N	1	f	25.753 5 GHz	-36.99 dBm			
3	N	1	f	5.099 0 GHz	-40.92 dBm			
4	N	1	f	7.253 7 GHz	-39.94 dBm			
5	N	1	f	9.879 5 GHz	-42.03 dBm			
6								

10. Radiated Band Edge Compliance

10.1. Block diagram of test setup

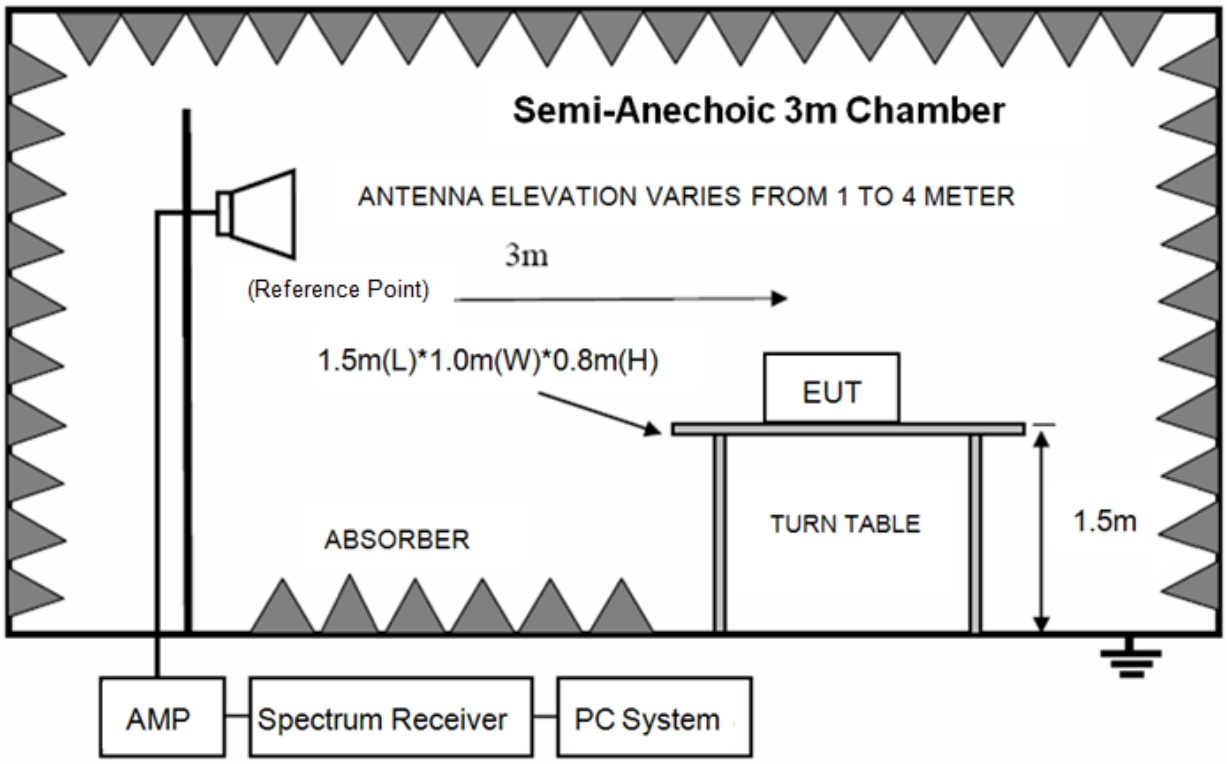

10.2. Limit

All restricted frequency bands shall not exceed the limits shown in 15.209, all the other emissions outside operation frequency band 2400 MHz to 2483.5 MHz shall be at least 20dB below the fundamental emissions.

10.3. Test procedure

Same with clause 8.3 except change investigated frequency range.

Remark: All restriction band have been tested, and shown in report.

10.4. Test result

Pass. (See below detailed test result)

Note: All modes were test and the worst case was record in this report.

Radiated Emission Test Result

Test Site	: 10m Chamber		
Test Date	: 11-29-2024	**Tested By**	: Novak
EUT	: Formation performance multi-rotor UAV	**Model Number**	: Agile Bee 3
Power Supply	: BATTERY	**Test Mode**	: Tx mode
Memo	: 11b 1M Ant1 2412MHz		

Data: 1

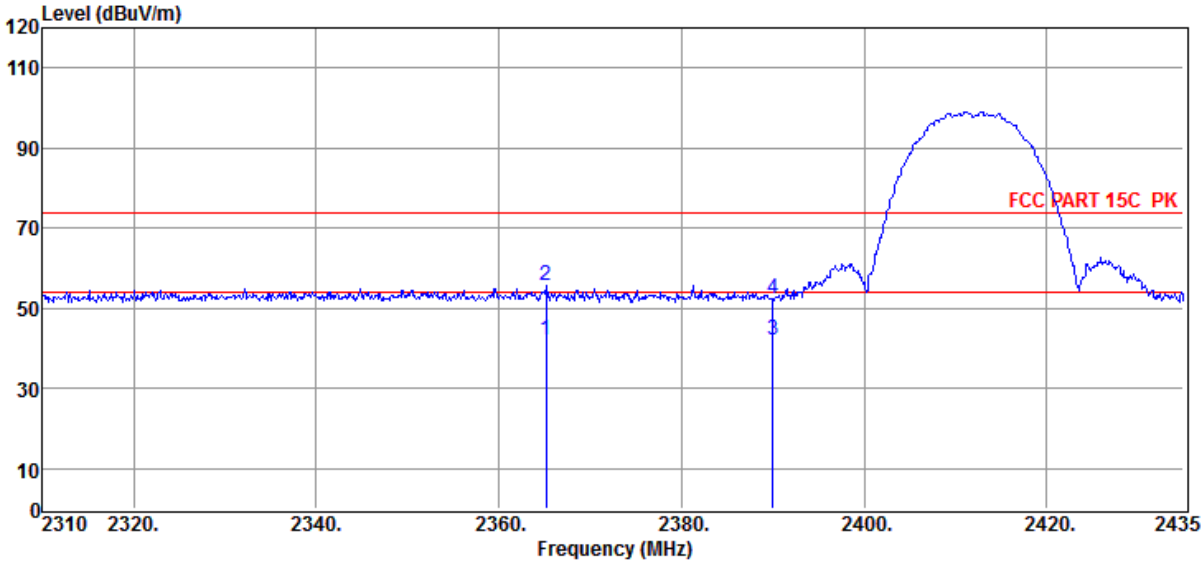

Item (Mark)	Freq. (MHz)	Read Level (dBµV)	Antenna Factor (dB/m)	Cable Loss dB	Result Level (dBµV/m)	Limit Line (dBµV/m)	Over Limit (dB)	Detector	Polarization
1	2365.13	10.24	28.37	3.37	41.98	54.00	-12.02	Average	HORIZONTAL
2	2365.13	23.86	28.37	3.37	55.60	74.00	-18.40	Peak	HORIZONTAL
3	2390.00	10.45	28.38	3.31	42.14	54.00	-11.86	Average	HORIZONTAL
4	2390.00	20.54	28.38	3.31	52.23	74.00	-21.77	Peak	HORIZONTAL

Note: 1. Result Level = Read Level + Antenna Factor + Cable loss.
2. If Peak Result complies with AV limit, AV Result is deemed to comply with AV limit.
3. Test setup: RBW: 1 MHz, VBW: 3 MHz, Sweep time: auto.
4. Margin = Result Level - Limit.

Radiated Emission Test Result

Test Site	: 10m Chamber		
Test Date	: 11-29-2024	**Tested By**	: Novak
EUT	: Formation performance multi-rotor UAV	**Model Number**	: Agile Bee 3
Power Supply	: BATTERY	**Test Mode**	: Tx mode
Memo	: 11b 1M Ant1 2412MHz		

Data: 2

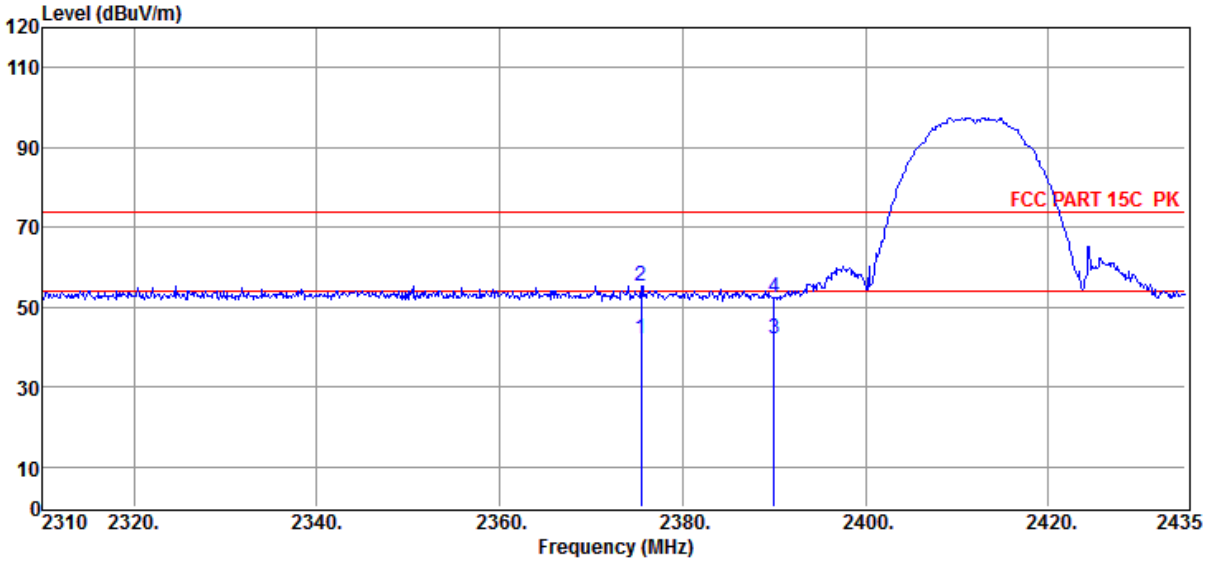

Item (Mark)	Freq. (MHz)	Read Level (dBµV)	Antenna Factor (dB/m)	Cable Loss dB	Result Level (dBµV/m)	Limit Line (dBµV/m)	Over Limit (dB)	Detector	Polarization
1	2375.50	10.31	28.38	3.35	42.04	54.00	-11.96	Average	VERTICAL
2	2375.50	23.68	28.38	3.35	55.41	74.00	-18.59	Peak	VERTICAL
3	2390.00	10.41	28.38	3.31	42.10	54.00	-11.90	Average	VERTICAL
4	2390.00	20.87	28.38	3.31	52.56	74.00	-21.44	Peak	VERTICAL

Note: 1. Result Level = Read Level + Antenna Factor + Cable loss.
2. If Peak Result complies with AV limit, AV Result is deemed to comply with AV limit.
3. Test setup: RBW: 1 MHz, VBW: 3 MHz, Sweep time: auto.
4. Margin = Result Level - Limit.

Radiated Emission Test Result

Test Site : 10m Chamber

Test Date : 11-29-2024 **Tested By** : Novak

EUT : Formation performance multi-rotor UAV **Model Number** : Agile Bee 3

Power Supply : BATTERY **Test Mode** : Tx mode

Memo : 11b 1M Ant1 2462MHz

Data: 3

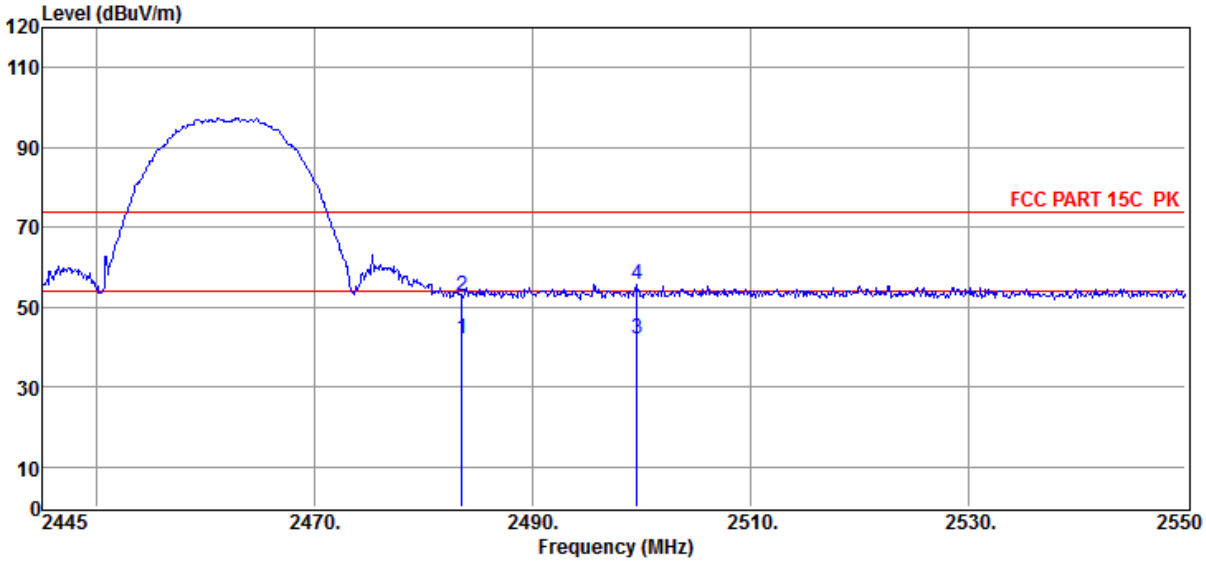

Item (Mark)	Freq. (MHz)	Read Level (dBµV)	Antenna Factor (dB/m)	Cable Loss dB	Result Level (dBµV/m)	Limit Line (dBµV/m)	Over Limit (dB)	Detector	Polarization
1	2483.50	10.37	28.40	3.25	42.02	54.00	-11.98	Average	HORIZONTAL
2	2483.50	21.07	28.40	3.25	52.72	74.00	-21.28	Peak	HORIZONTAL
3	2499.60	10.36	28.40	3.25	42.01	54.00	-11.99	Average	HORIZONTAL
4	2499.60	23.91	28.40	3.25	55.56	74.00	-18.44	Peak	HORIZONTAL

Note: 1. Result Level = Read Level + Antenna Factor + Cable loss.
2. If Peak Result complies with AV limit, AV Result is deemed to comply with AV limit.
3. Test setup: RBW: 1 MHz, VBW: 3 MHz, Sweep time: auto.
4. Margin = Result Level - Limit.

Radiated Emission Test Result

Test Site : 10m Chamber

Test Date : 11-29-2024 **Tested By** : Novak

EUT : Formation performance multi-rotor UAV **Model Number** : Agile Bee 3

Power Supply : BATTERY **Test Mode** : Tx mode

Memo : 11b 1M Ant1 2462MHz

Data: 4

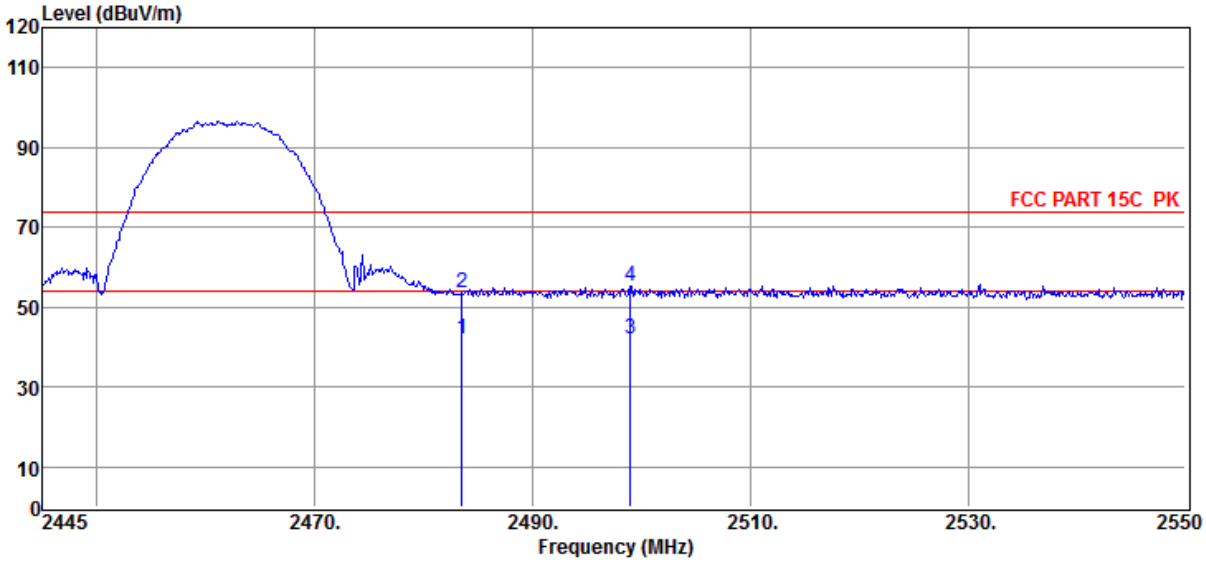

Item (Mark)	Freq. (MHz)	Read Level (dBµV)	Antenna Factor (dB/m)	Cable Loss dB	Result Level (dBµV/m)	Limit Line (dBµV/m)	Over Limit (dB)	Detector	Polarization
1	2483.50	10.41	28.40	3.25	42.06	54.00	-11.94	Average	VERTICAL
2	2483.50	22.02	28.40	3.25	53.67	74.00	-20.33	Peak	VERTICAL
3	2498.97	10.39	28.40	3.25	42.04	54.00	-11.96	Average	VERTICAL
4	2498.97	23.68	28.40	3.25	55.33	74.00	-18.67	Peak	VERTICAL

Note: 1. Result Level = Read Level + Antenna Factor + Cable loss.
2. If Peak Result complies with AV limit, AV Result is deemed to comply with AV limit.
3. Test setup: RBW: 1 MHz, VBW: 3 MHz, Sweep time: auto.
4. Margin = Result Level - Limit.

Radiated Emission Test Result

Test Site	: 10m Chamber		
Test Date	: 11-29-2024	**Tested By**	: Novak
EUT	: Formation performance multi-rotor UAV	**Model Number**	: Agile Bee 3
Power Supply	: BATTERY	**Test Mode**	: Tx mode
Memo	: 11g 6M Ant1 2412MHz		

Data: 5

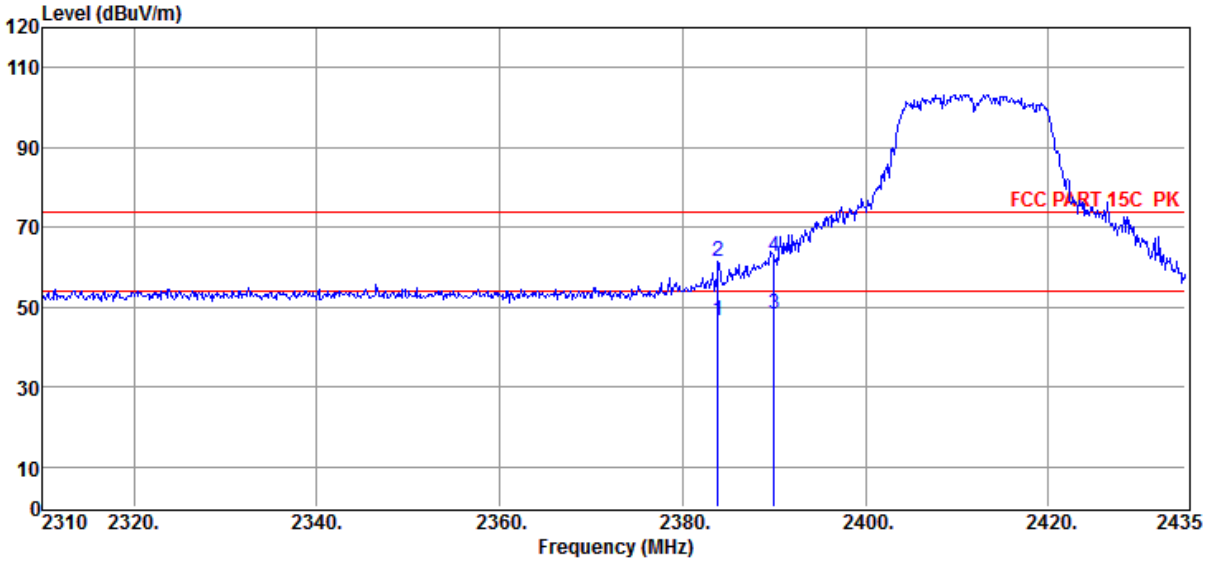

Item (Mark)	Freq. (MHz)	Read Level (dBµV)	Antenna Factor (dB/m)	Cable Loss dB	Result Level (dBµV/m)	Limit Line (dBµV/m)	Over Limit (dB)	Detector	Polarization
1	2383.88	14.73	28.38	3.33	46.44	54.00	-7.56	Average	HORIZONTAL
2	2383.88	29.56	28.38	3.33	61.27	74.00	-12.73	Peak	HORIZONTAL
3	2390.00	16.51	28.38	3.31	48.20	54.00	-5.80	Average	HORIZONTAL
4	2390.00	30.99	28.38	3.31	62.68	74.00	-11.32	Peak	HORIZONTAL

Note: 1. Result Level = Read Level + Antenna Factor + Cable loss.
2. If Peak Result complies with AV limit, AV Result is deemed to comply with AV limit.
3. Test setup: RBW: 1 MHz, VBW: 3 MHz, Sweep time: auto.
4. Margin = Result Level - Limit.

Radiated Emission Test Result

Test Site	: 10m Chamber		
Test Date	: 11-29-2024	**Tested By**	: Novak
EUT	: Formation performance multi-rotor UAV	**Model Number**	: Agile Bee 3
Power Supply	: BATTERY	**Test Mode**	: Tx mode
Memo	: 11g 6M Ant1 2412MHz		

Data: 6

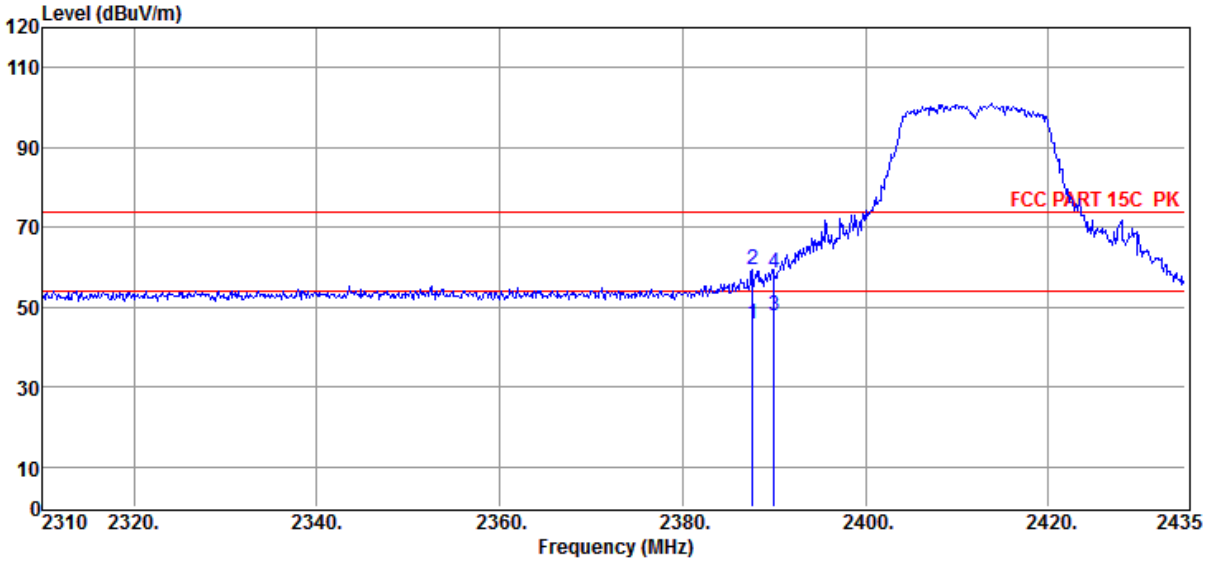

Item (Mark)	Freq. (MHz)	Read Level (dBµV)	Antenna Factor (dB/m)	Cable Loss dB	Result Level (dBµV/m)	Limit Line (dBµV/m)	Over Limit (dB)	Detector	Polarization
1	2387.63	14.22	28.38	3.32	45.92	54.00	-8.08	Average	VERTICAL
2	2387.63	27.57	28.38	3.32	59.27	74.00	-14.73	Peak	VERTICAL
3	2390.00	16.12	28.38	3.31	47.81	54.00	-6.19	Average	VERTICAL
4	2390.00	26.97	28.38	3.31	58.66	74.00	-15.34	Peak	VERTICAL

Note: 1. Result Level = Read Level + Antenna Factor + Cable loss.
2. If Peak Result complies with AV limit, AV Result is deemed to comply with AV limit.
3. Test setup: RBW: 1 MHz, VBW: 3 MHz, Sweep time: auto.
4. Margin = Result Level - Limit.

Radiated Emission Test Result

Test Site	: 10m Chamber		
Test Date	: 11-29-2024	**Tested By**	: Novak
EUT	: Formation performance multi-rotor UAV	**Model Number**	: Agile Bee 3
Power Supply	: BATTERY	**Test Mode**	: Tx mode
Memo	: 11g 6M Ant1 2462MHz		

Data: 7

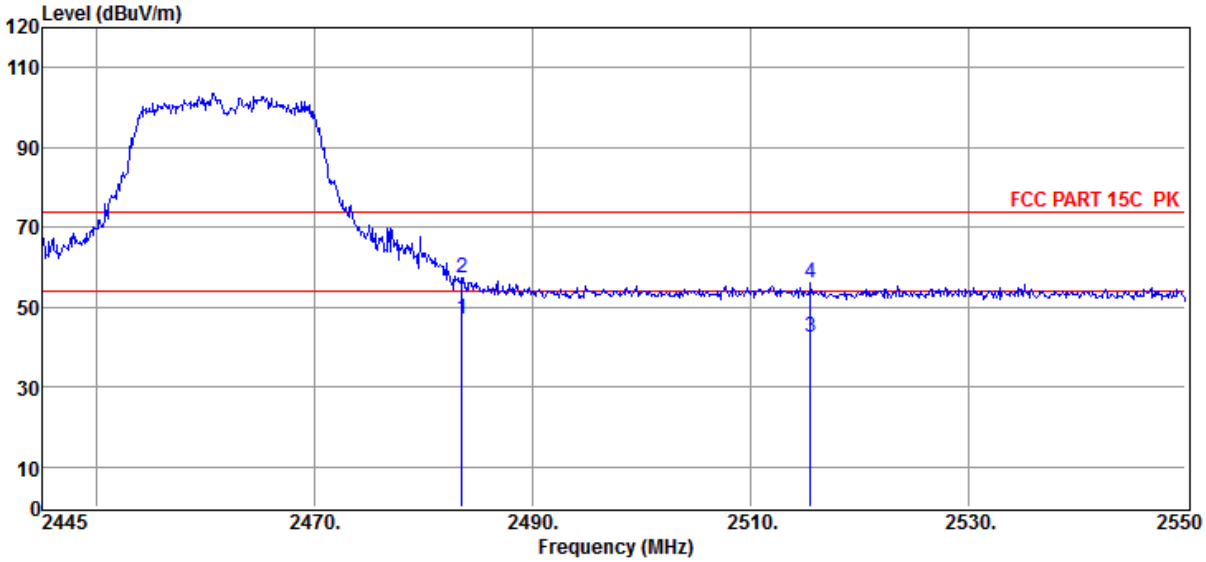

Item (Mark)	Freq. (MHz)	Read Level (dBµV)	Antenna Factor (dB/m)	Cable Loss dB	Result Level (dBµV/m)	Limit Line (dBµV/m)	Over Limit (dB)	Detector	Polarization
1	2483.50	15.35	28.40	3.25	47.00	54.00	-7.00	Average	HORIZONTAL
2	2483.50	25.64	28.40	3.25	57.29	74.00	-16.71	Peak	HORIZONTAL
3	2515.56	10.88	28.44	3.27	42.59	54.00	-11.41	Average	HORIZONTAL
4	2515.56	24.52	28.44	3.27	56.23	74.00	-17.77	Peak	HORIZONTAL

Note: 1. Result Level = Read Level + Antenna Factor + Cable loss.
2. If Peak Result complies with AV limit, AV Result is deemed to comply with AV limit.
3. Test setup: RBW: 1 MHz, VBW: 3 MHz, Sweep time: auto.
4. Margin = Result Level - Limit.

Radiated Emission Test Result

Test Site	: 10m Chamber		
Test Date	: 11-29-2024	**Tested By**	: Novak
EUT	: Formation performance multi-rotor UAV	**Model Number**	: Agile Bee 3
Power Supply	: BATTERY	**Test Mode**	: Tx mode
Memo	: 11g 6M Ant1 2462MHz		

Data: 8

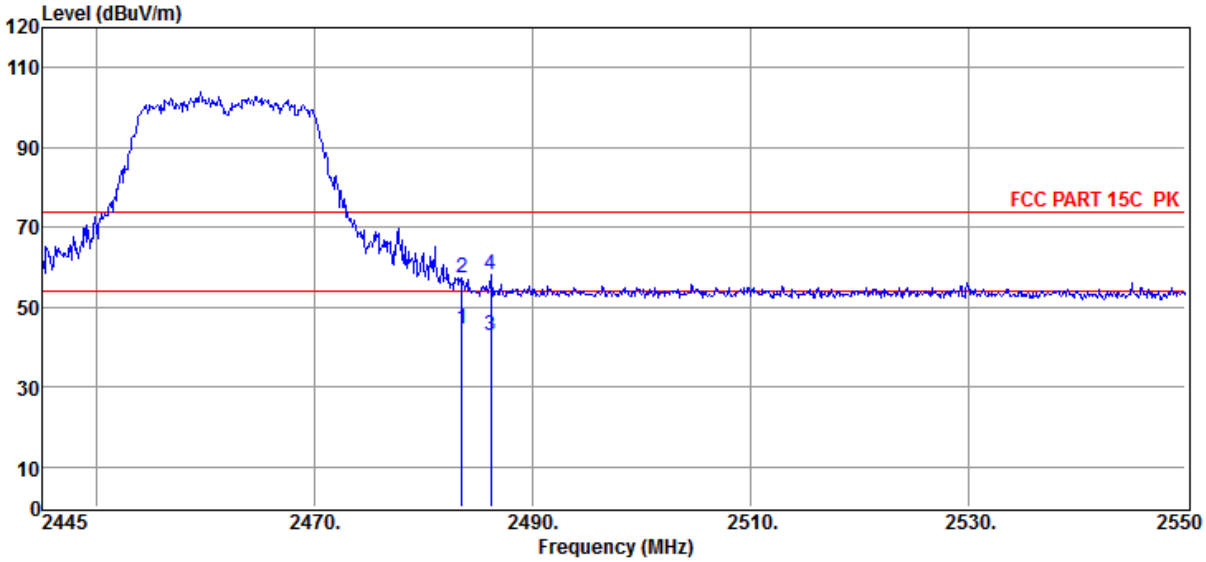

Item (Mark)	Freq. (MHz)	Read Level (dBµV)	Antenna Factor (dB/m)	Cable Loss dB	Result Level (dBµV/m)	Limit Line (dBµV/m)	Over Limit (dB)	Detector	Polarization
1	2483.50	12.92	28.40	3.25	44.57	54.00	-9.43	Average	VERTICAL
2	2483.50	25.56	28.40	3.25	57.21	74.00	-16.79	Peak	VERTICAL
3	2486.16	11.25	28.40	3.25	42.90	54.00	-11.10	Average	VERTICAL
4	2486.16	26.34	28.40	3.25	57.99	74.00	-16.01	Peak	VERTICAL

Note: 1. Result Level = Read Level + Antenna Factor + Cable loss.
2. If Peak Result complies with AV limit, AV Result is deemed to comply with AV limit.
3. Test setup: RBW: 1 MHz, VBW: 3 MHz, Sweep time: auto.
4. Margin = Result Level - Limit.

Radiated Emission Test Result

Test Site	: 10m Chamber		
Test Date	: 11-29-2024	**Tested By**	: Novak
EUT	: Formation performance multi-rotor UAV	**Model Number**	: Agile Bee 3
Power Supply	: BATTERY	**Test Mode**	: Tx mode
Memo	: 11n20 MCS0 Ant1 2412MHz		

Data: 9

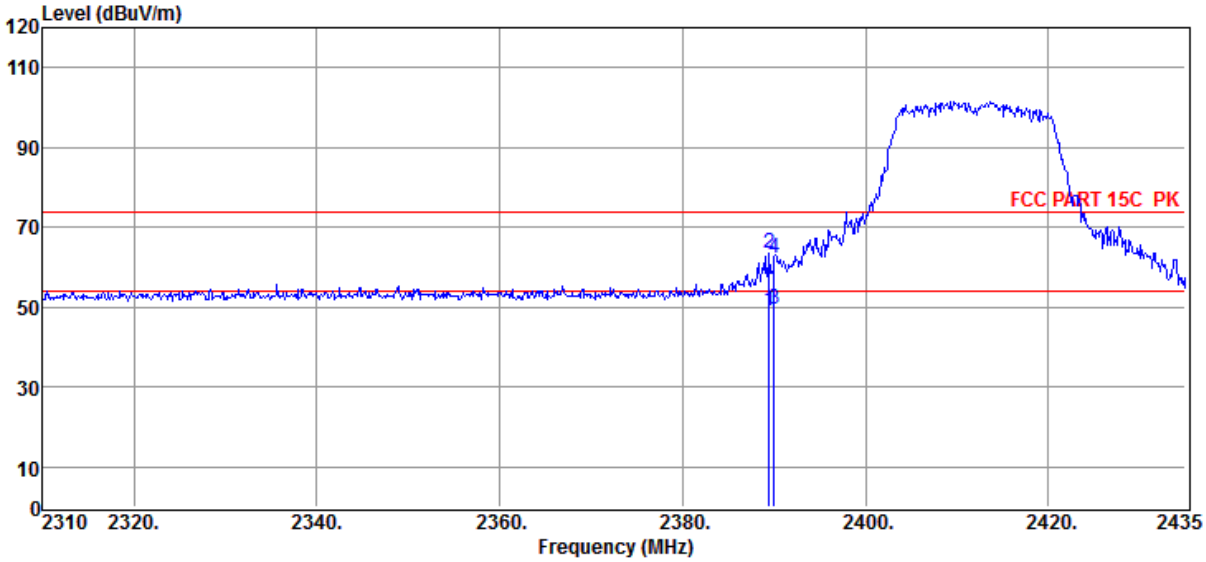

Item (Mark)	Freq. (MHz)	Read Level (dBµV)	Antenna Factor (dB/m)	Cable Loss dB	Result Level (dBµV/m)	Limit Line (dBµV/m)	Over Limit (dB)	Detector	Polarization
1	2389.50	17.51	28.38	3.32	49.21	54.00	-4.79	Average	HORIZONTAL
2	2389.50	31.90	28.38	3.32	63.60	74.00	-10.40	Peak	HORIZONTAL
3	2390.00	17.85	28.38	3.31	49.54	54.00	-4.46	Average	HORIZONTAL
4	2390.00	30.47	28.38	3.31	62.16	74.00	-11.84	Peak	HORIZONTAL

Note: 1. Result Level = Read Level + Antenna Factor + Cable loss.
2. If Peak Result complies with AV limit, AV Result is deemed to comply with AV limit.
3. Test setup: RBW: 1 MHz, VBW: 3 MHz, Sweep time: auto.
4. Margin = Result Level - Limit.

Radiated Emission Test Result

Test Site	: 10m Chamber		
Test Date	: 11-29-2024	**Tested By**	: Novak
EUT	: Formation performance multi-rotor UAV	**Model Number**	: Agile Bee 3
Power Supply	: BATTERY	**Test Mode**	: Tx mode
Memo	: 11n20 MCS0 Ant1 2412MHz		

Data: 10

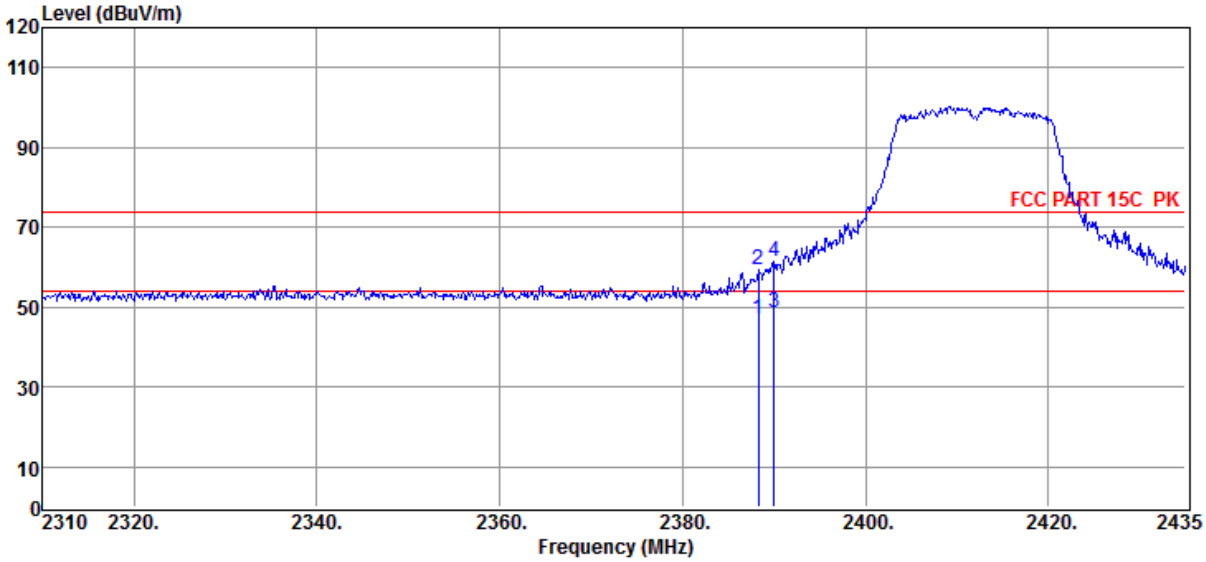

Item (Mark)	Freq. (MHz)	Read Level (dBµV)	Antenna Factor (dB/m)	Cable Loss dB	Result Level (dBµV/m)	Limit Line (dBµV/m)	Over Limit (dB)	Detector	Polarization
1	2388.25	15.32	28.38	3.32	47.02	54.00	-6.98	Average	VERTICAL
2	2388.25	27.65	28.38	3.32	59.35	74.00	-14.65	Peak	VERTICAL
3	2390.00	17.16	28.38	3.31	48.85	54.00	-5.15	Average	VERTICAL
4	2390.00	29.91	28.38	3.31	61.60	74.00	-12.40	Peak	VERTICAL

Note: 1. Result Level = Read Level + Antenna Factor + Cable loss.
2. If Peak Result complies with AV limit, AV Result is deemed to comply with AV limit.
3. Test setup: RBW: 1 MHz, VBW: 3 MHz, Sweep time: auto.
4. Margin = Result Level - Limit.

Radiated Emission Test Result

Test Site : 10m Chamber

Test Date : 11-29-2024 **Tested By** : Novak

EUT : Formation performance multi-rotor UAV **Model Number** : Agile Bee 3

Power Supply : BATTERY **Test Mode** : Tx mode

Memo : 11n20 MCS0 Ant1 2462MHz

Data: 11

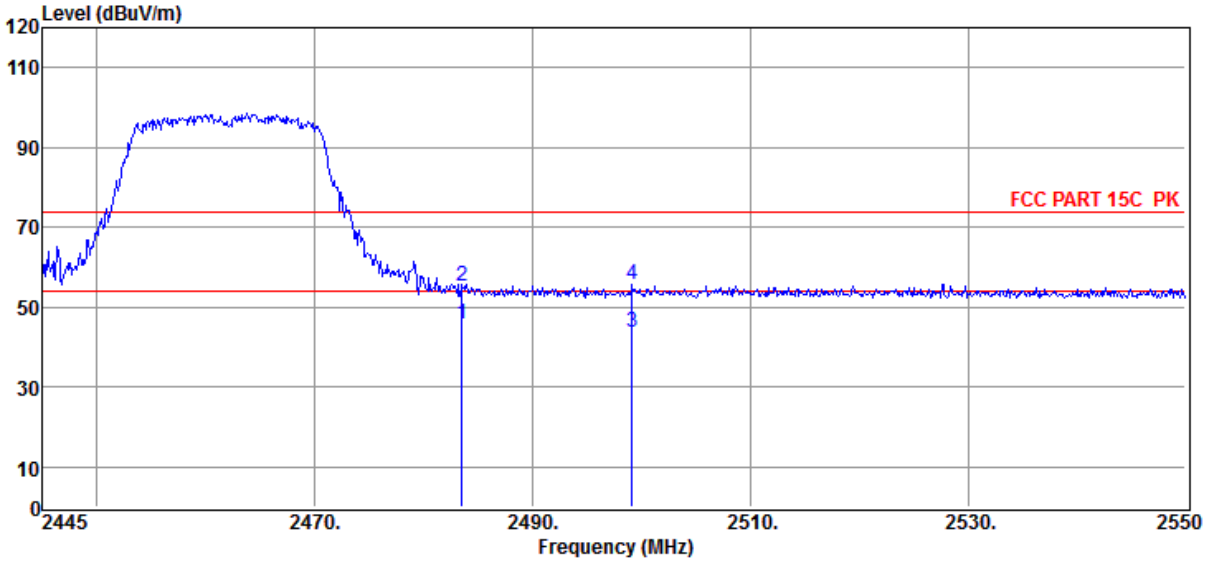

Item (Mark)	Freq. (MHz)	Read Level (dBµV)	Antenna Factor (dB/m)	Cable Loss dB	Result Level (dBµV/m)	Limit Line (dBµV/m)	Over Limit (dB)	Detector	Polarization
1	2483.50	14.20	28.40	3.25	45.85	54.00	-8.15	Average	HORIZONTAL
2	2483.50	23.75	28.40	3.25	55.40	74.00	-18.60	Peak	HORIZONTAL
3	2499.18	12.21	28.40	3.25	43.86	54.00	-10.14	Average	HORIZONTAL
4	2499.18	23.95	28.40	3.25	55.60	74.00	-18.40	Peak	HORIZONTAL

Note: 1. Result Level = Read Level + Antenna Factor + Cable loss.
2. If Peak Result complies with AV limit, AV Result is deemed to comply with AV limit.
3. Test setup: RBW: 1 MHz, VBW: 3 MHz, Sweep time: auto.
4. Margin = Result Level - Limit.

Radiated Emission Test Result

Test Site	: 10m Chamber		
Test Date	: 11-29-2024	**Tested By**	: Novak
EUT	: Formation performance multi-rotor UAV	**Model Number**	: Agile Bee 3
Power Supply	: BATTERY	**Test Mode**	: Tx mode
Memo	: 11n20 MCS0 Ant1 2462MHz		

Data: 12

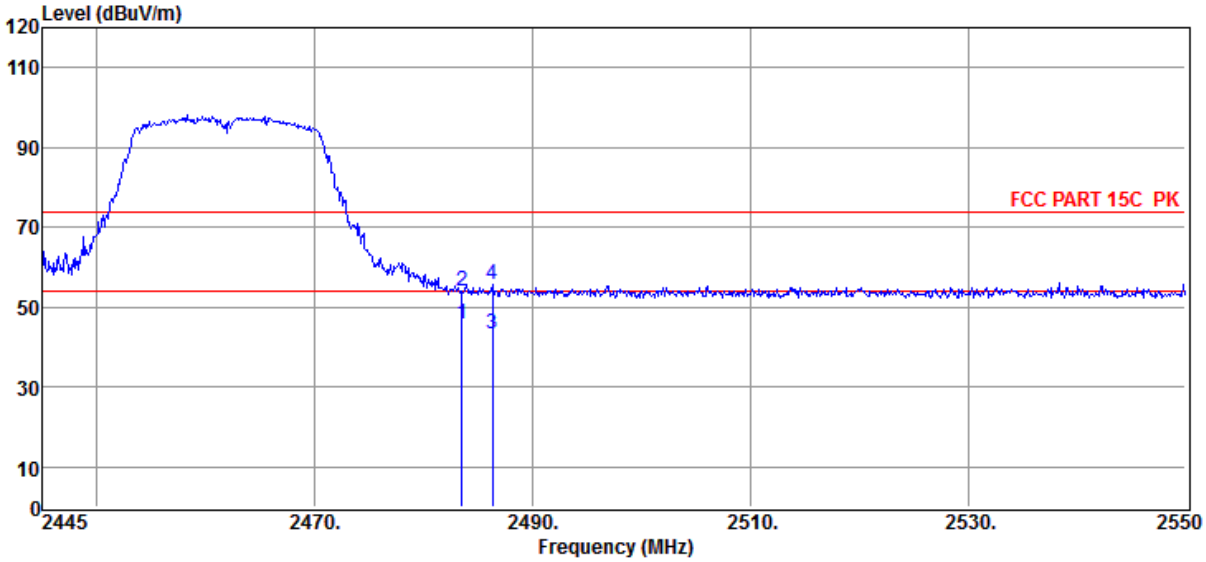

Item (Mark)	Freq. (MHz)	Read Level (dBµV)	Antenna Factor (dB/m)	Cable Loss dB	Result Level (dBµV/m)	Limit Line (dBµV/m)	Over Limit (dB)	Detector	Polarization
1	2483.50	14.11	28.40	3.25	45.76	54.00	-8.24	Average	VERTICAL
2	2483.50	22.51	28.40	3.25	54.16	74.00	-19.84	Peak	VERTICAL
3	2486.37	11.58	28.40	3.25	43.23	54.00	-10.77	Average	VERTICAL
4	2486.37	23.91	28.40	3.25	55.56	74.00	-18.44	Peak	VERTICAL

Note: 1. Result Level = Read Level + Antenna Factor + Cable loss.
2. If Peak Result complies with AV limit, AV Result is deemed to comply with AV limit.
3. Test setup: RBW: 1 MHz, VBW: 3 MHz, Sweep time: auto.
4. Margin = Result Level - Limit.

Radiated Emission Test Result

Test Site	: 10m Chamber		
Test Date	: 11-29-2024	**Tested By**	: Novak
EUT	: Formation performance multi-rotor UAV	**Model Number**	: Agile Bee 3
Power Supply	: BATTERY	**Test Mode**	: Tx mode
Memo	: 11b 1M Ant2 2412MHz		

Data: 13

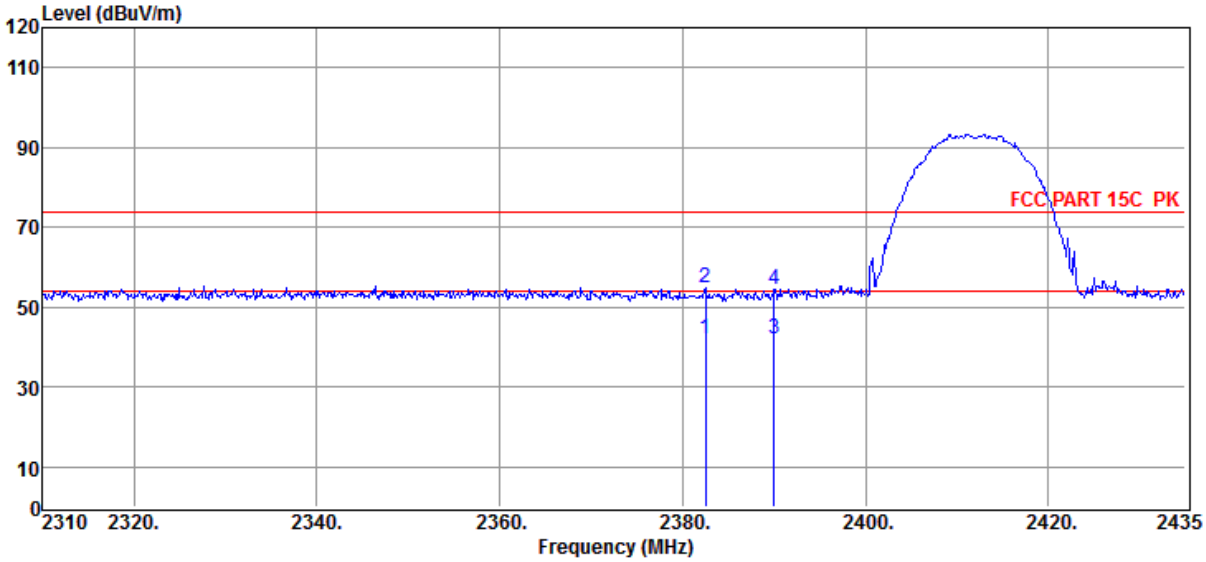

Item (Mark)	Freq. (MHz)	Read Level (dBµV)	Antenna Factor (dB/m)	Cable Loss dB	Result Level (dBµV/m)	Limit Line (dBµV/m)	Over Limit (dB)	Detector	Polarization
1	2382.50	10.38	28.38	3.33	42.09	54.00	-11.91	Average	HORIZONTAL
2	2382.50	23.02	28.38	3.33	54.73	74.00	-19.27	Peak	HORIZONTAL
3	2390.00	10.41	28.38	3.31	42.10	54.00	-11.90	Average	HORIZONTAL
4	2390.00	22.59	28.38	3.31	54.28	74.00	-19.72	Peak	HORIZONTAL

Note: 1. Result Level = Read Level + Antenna Factor + Cable loss.
2. If Peak Result complies with AV limit, AV Result is deemed to comply with AV limit.
3. Test setup: RBW: 1 MHz, VBW: 3 MHz, Sweep time: auto.
4. Margin = Result Level - Limit.

Radiated Emission Test Result

Test Site : 10m Chamber

Test Date : 11-29-2024 **Tested By** : Novak

EUT : Formation performance multi-rotor UAV **Model Number** : Agile Bee 3

Power Supply : BATTERY **Test Mode** : Tx mode

Memo : 11b 1M Ant2 2412MHz

Data: 14

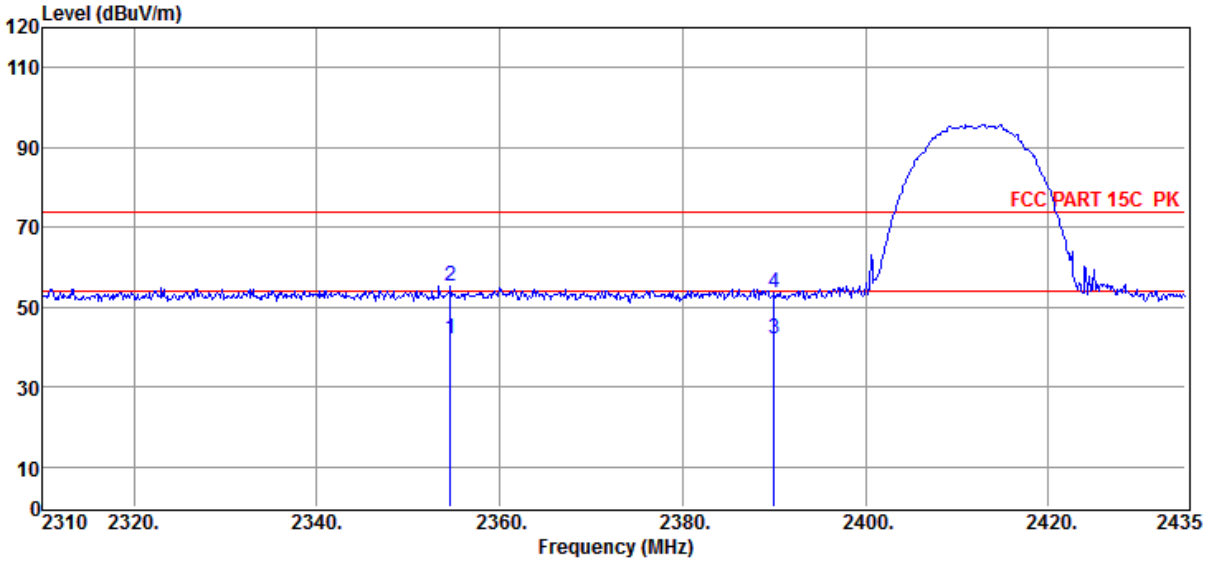

Item (Mark)	Freq. (MHz)	Read Level (dBµV)	Antenna Factor (dB/m)	Cable Loss dB	Result Level (dBµV/m)	Limit Line (dBµV/m)	Over Limit (dB)	Detector	Polarization
1	2354.63	10.29	28.37	3.40	42.06	54.00	-11.94	Average	VERTICAL
2	2354.63	23.37	28.37	3.40	55.14	74.00	-18.86	Peak	VERTICAL
3	2390.00	10.39	28.38	3.31	42.08	54.00	-11.92	Average	VERTICAL
4	2390.00	21.80	28.38	3.31	53.49	74.00	-20.51	Peak	VERTICAL

Note: 1. Result Level = Read Level + Antenna Factor + Cable loss.
2. If Peak Result complies with AV limit, AV Result is deemed to comply with AV limit.
3. Test setup: RBW: 1 MHz, VBW: 3 MHz, Sweep time: auto.
4. Margin = Result Level - Limit.

Radiated Emission Test Result

Test Site : 10m Chamber

Test Date : 11-29-2024 **Tested By** : Novak

EUT : Formation performance multi-rotor UAV **Model Number** : Agile Bee 3

Power Supply : BATTERY **Test Mode** : Tx mode

Memo : 11b 1M Ant2 2462MHz

Data: 15

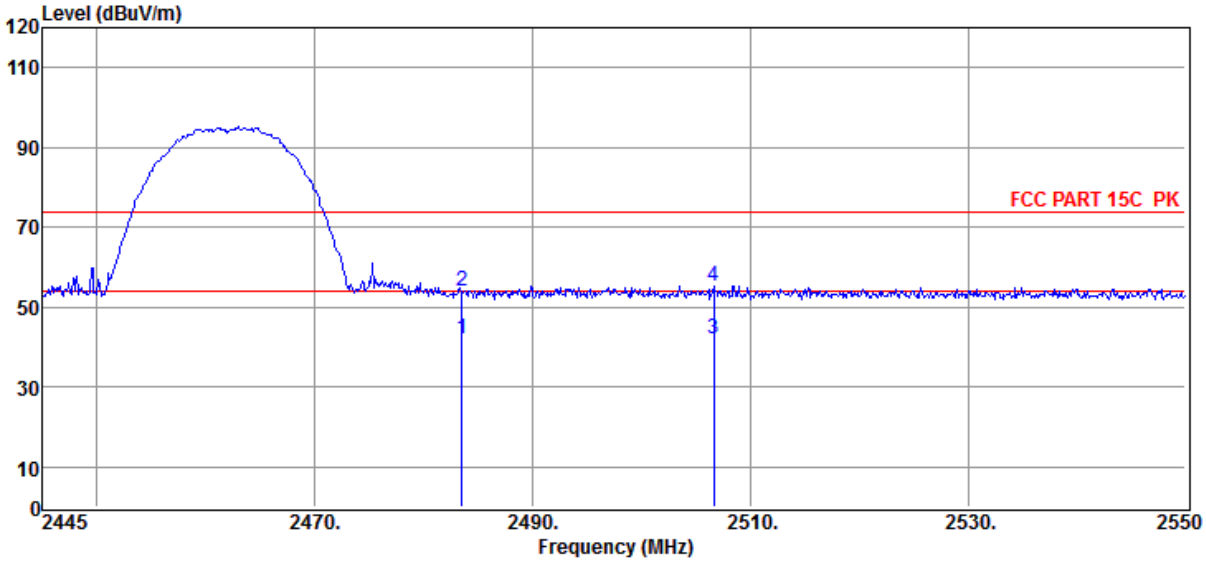

Item (Mark)	Freq. (MHz)	Read Level (dBµV)	Antenna Factor (dB/m)	Cable Loss dB	Result Level (dBµV/m)	Limit Line (dBµV/m)	Over Limit (dB)	Detector	Polarization
1	2483.50	10.28	28.40	3.25	41.93	54.00	-12.07	Average	HORIZONTAL
2	2483.50	22.33	28.40	3.25	53.98	74.00	-20.02	Peak	HORIZONTAL
3	2506.64	10.31	28.42	3.26	41.99	54.00	-12.01	Average	HORIZONTAL
4	2506.64	23.74	28.42	3.26	55.42	74.00	-18.58	Peak	HORIZONTAL

Note: 1. Result Level = Read Level + Antenna Factor + Cable loss.
2. If Peak Result complies with AV limit, AV Result is deemed to comply with AV limit.
3. Test setup: RBW: 1 MHz, VBW: 3 MHz, Sweep time: auto.
4. Margin = Result Level - Limit.

Radiated Emission Test Result

Test Site : 10m Chamber

Test Date : 11-29-2024 **Tested By** : Novak

EUT : Formation performance multi-rotor UAV **Model Number** : Agile Bee 3

Power Supply : BATTERY **Test Mode** : Tx mode

Memo : 11b 1M Ant2 2462MHz

Data: 16

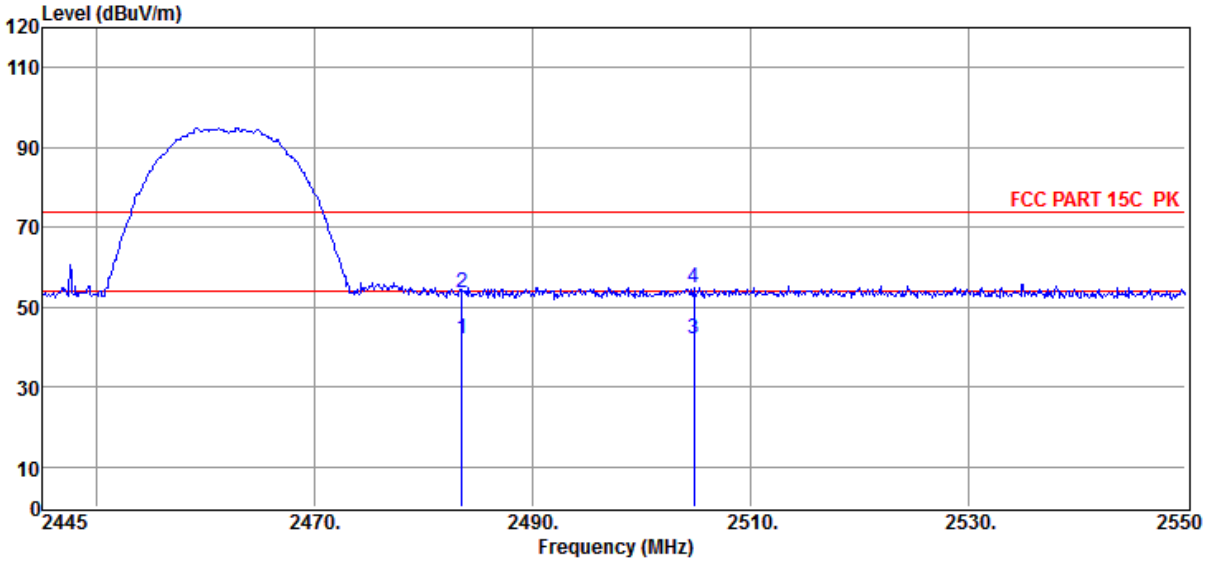

Item (Mark)	Freq. (MHz)	Read Level (dBµV)	Antenna Factor (dB/m)	Cable Loss dB	Result Level (dBµV/m)	Limit Line (dBµV/m)	Over Limit (dB)	Detector	Polarization
1	2483.50	10.34	28.40	3.25	41.99	54.00	-12.01	Average	VERTICAL
2	2483.50	21.83	28.40	3.25	53.48	74.00	-20.52	Peak	VERTICAL
3	2504.85	10.28	28.41	3.25	41.94	54.00	-12.06	Average	VERTICAL
4	2504.85	23.20	28.41	3.25	54.86	74.00	-19.14	Peak	VERTICAL

Note: 1. Result Level = Read Level + Antenna Factor + Cable loss.
2. If Peak Result complies with AV limit, AV Result is deemed to comply with AV limit.
3. Test setup: RBW: 1 MHz, VBW: 3 MHz, Sweep time: auto.
4. Margin = Result Level - Limit.

Radiated Emission Test Result

Test Site	: 10m Chamber		
Test Date	: 11-29-2024	**Tested By**	: Novak
EUT	: Formation performance multi-rotor UAV	**Model Number**	: Agile Bee 3
Power Supply	: BATTERY	**Test Mode**	: Tx mode
Memo	: 11g 6M Ant2 2412MHz		

Data: 17

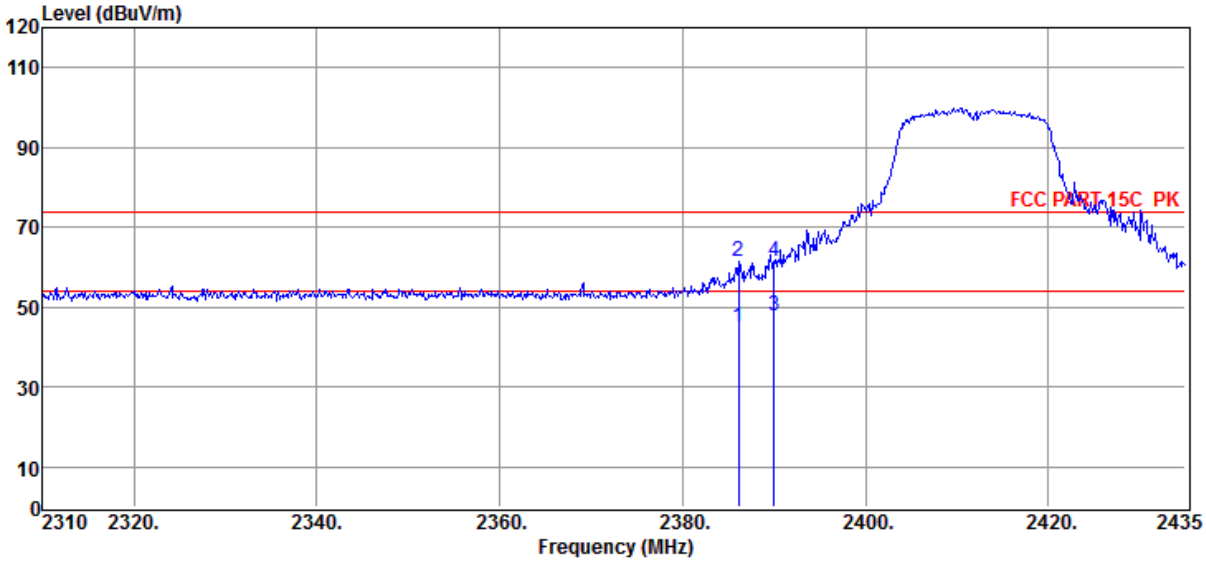

Item (Mark)	Freq. (MHz)	Read Level (dBµV)	Antenna Factor (dB/m)	Cable Loss dB	Result Level (dBµV/m)	Limit Line (dBµV/m)	Over Limit (dB)	Detector	Polarization
1	2386.13	13.44	28.38	3.32	45.14	54.00	-8.86	Average	HORIZONTAL
2	2386.13	29.71	28.38	3.32	61.41	74.00	-12.59	Peak	HORIZONTAL
3	2390.00	16.03	28.38	3.31	47.72	54.00	-6.28	Average	HORIZONTAL
4	2390.00	29.83	28.38	3.31	61.52	74.00	-12.48	Peak	HORIZONTAL

Note: 1. Result Level = Read Level + Antenna Factor + Cable loss.
2. If Peak Result complies with AV limit, AV Result is deemed to comply with AV limit.
3. Test setup: RBW: 1 MHz, VBW: 3 MHz, Sweep time: auto.
4. Margin = Result Level - Limit.

Radiated Emission Test Result

Test Site	: 10m Chamber		
Test Date	: 11-29-2024	**Tested By**	: Novak
EUT	: Formation performance multi-rotor UAV	**Model Number**	: Agile Bee 3
Power Supply	: BATTERY	**Test Mode**	: Tx mode
Memo	: 11g 6M Ant2 2412MHz		

Data: 18

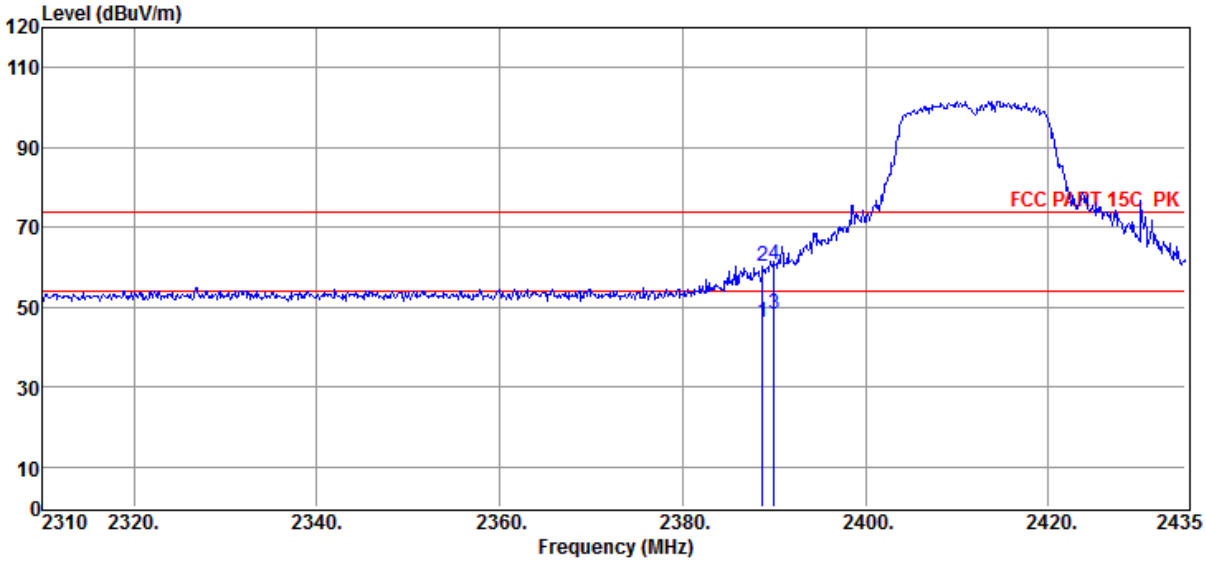

Item (Mark)	Freq. (MHz)	Read Level (dBµV)	Antenna Factor (dB/m)	Cable Loss dB	Result Level (dBµV/m)	Limit Line (dBµV/m)	Over Limit (dB)	Detector	Polarization
1	2388.75	14.54	28.38	3.32	46.24	54.00	-7.76	Average	VERTICAL
2	2388.75	28.57	28.38	3.32	60.27	74.00	-13.73	Peak	VERTICAL
3	2390.00	16.38	28.38	3.31	48.07	54.00	-5.93	Average	VERTICAL
4	2390.00	28.88	28.38	3.31	60.57	74.00	-13.43	Peak	VERTICAL

Note: 1. Result Level = Read Level + Antenna Factor + Cable loss.
2. If Peak Result complies with AV limit, AV Result is deemed to comply with AV limit.
3. Test setup: RBW: 1 MHz, VBW: 3 MHz, Sweep time: auto.
4. Margin = Result Level - Limit.

Radiated Emission Test Result

Test Site	: 10m Chamber		
Test Date	: 11-29-2024	**Tested By**	: Novak
EUT	: Formation performance multi-rotor UAV	**Model Number**	: Agile Bee 3
Power Supply	: BATTERY	**Test Mode**	: Tx mode
Memo	: 11g 6M Ant2 2462MHz		

Data: 19

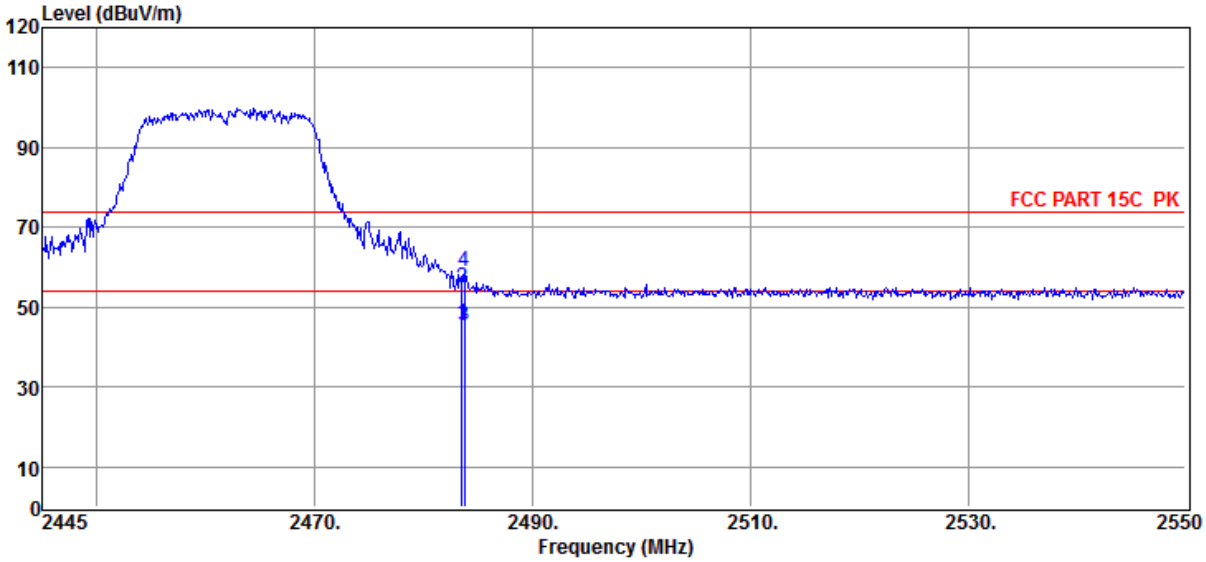

Item (Mark)	Freq. (MHz)	Read Level (dBµV)	Antenna Factor (dB/m)	Cable Loss dB	Result Level (dBµV/m)	Limit Line (dBµV/m)	Over Limit (dB)	Detector	Polarization
1	2483.50	14.20	28.40	3.25	45.85	54.00	-8.15	Average	HORIZONTAL
2	2483.50	23.14	28.40	3.25	54.79	74.00	-19.21	Peak	HORIZONTAL
3	2483.75	13.56	28.40	3.25	45.21	54.00	-8.79	Average	HORIZONTAL
4	2483.75	27.34	28.40	3.25	58.99	74.00	-15.01	Peak	HORIZONTAL

Note: 1. Result Level = Read Level + Antenna Factor + Cable loss.
2. If Peak Result complies with AV limit, AV Result is deemed to comply with AV limit.
3. Test setup: RBW: 1 MHz, VBW: 3 MHz, Sweep time: auto.
4. Margin = Result Level - Limit.

Radiated Emission Test Result

Test Site	: 10m Chamber		
Test Date	: 11-29-2024	**Tested By**	: Novak
EUT	: Formation performance multi-rotor UAV	**Model Number**	: Agile Bee 3
Power Supply	: BATTERY	**Test Mode**	: Tx mode
Memo	: 11g 6M Ant2 2462MHz		

Data: 20

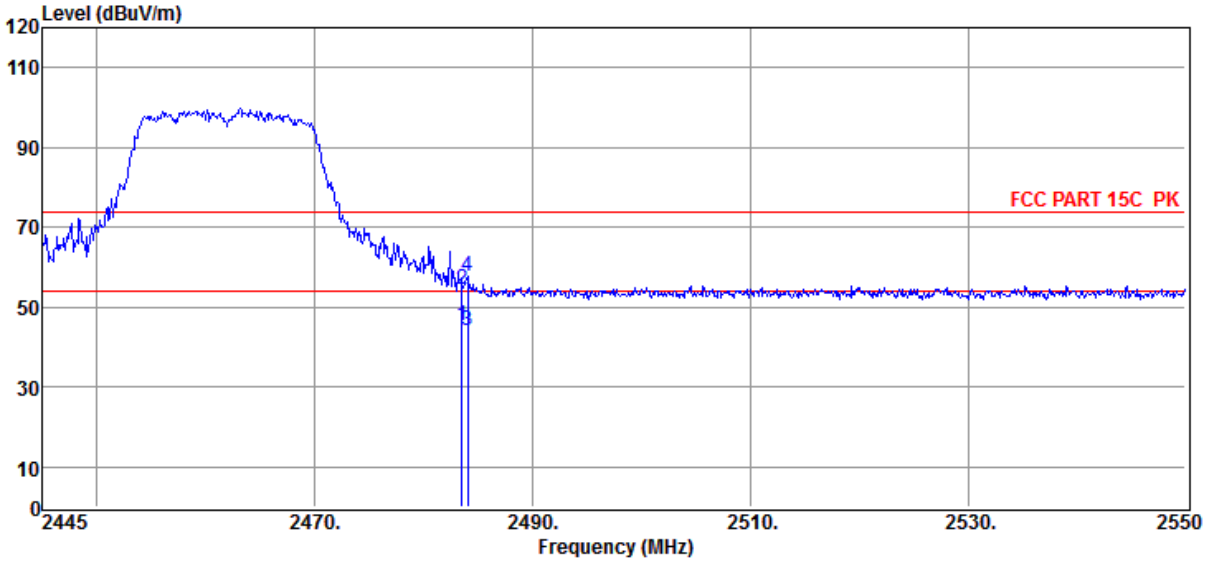

Item (Mark)	Freq. (MHz)	Read Level (dBµV)	Antenna Factor (dB/m)	Cable Loss dB	Result Level (dBµV/m)	Limit Line (dBµV/m)	Over Limit (dB)	Detector	Polarization
1	2483.50	13.69	28.40	3.25	45.34	54.00	-8.66	Average	VERTICAL
2	2483.50	22.88	28.40	3.25	54.53	74.00	-19.47	Peak	VERTICAL
3	2484.06	12.57	28.40	3.25	44.22	54.00	-9.78	Average	VERTICAL
4	2484.06	26.11	28.40	3.25	57.76	74.00	-16.24	Peak	VERTICAL

Note: 1. Result Level = Read Level + Antenna Factor + Cable loss.
2. If Peak Result complies with AV limit, AV Result is deemed to comply with AV limit.
3. Test setup: RBW: 1 MHz, VBW: 3 MHz, Sweep time: auto.
4. Margin = Result Level - Limit.

Radiated Emission Test Result

Test Site	: 10m Chamber		
Test Date	: 11-29-2024	**Tested By**	: Novak
EUT	: Formation performance multi-rotor UAV	**Model Number**	: Agile Bee 3
Power Supply	: BATTERY	**Test Mode**	: Tx mode
Memo	: 11n20 MCS0 Ant2 2412MHz		

Data: 21

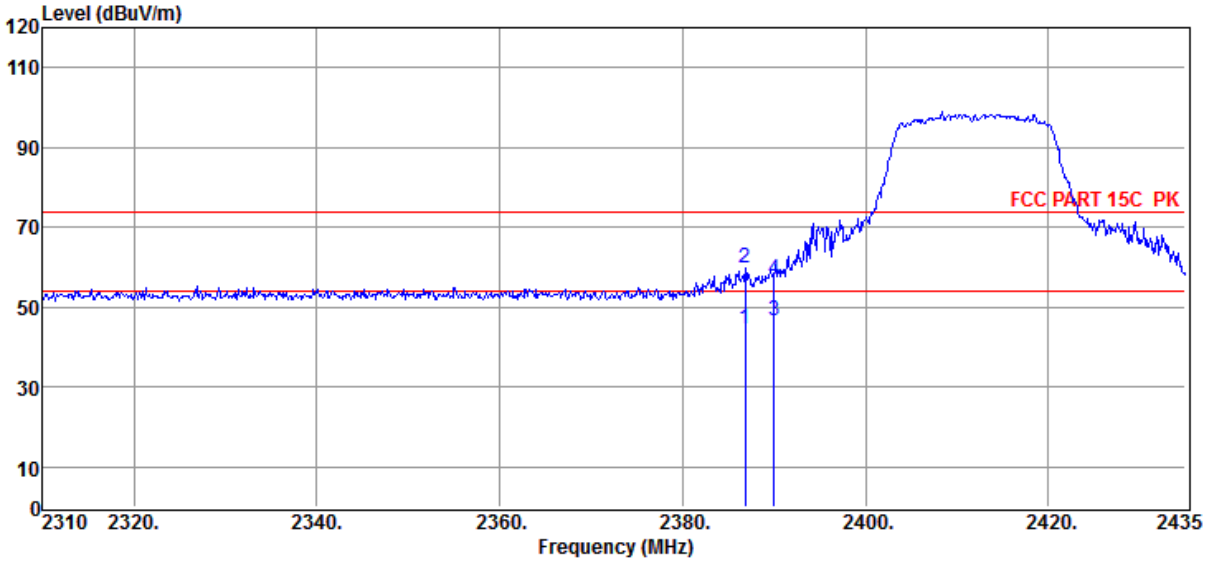

Item (Mark)	Freq. (MHz)	Read Level (dBµV)	Antenna Factor (dB/m)	Cable Loss dB	Result Level (dBµV/m)	Limit Line (dBµV/m)	Over Limit (dB)	Detector	Polarization
1	2386.88	12.69	28.38	3.32	44.39	54.00	-9.61	Average	HORIZONTAL
2	2386.88	27.90	28.38	3.32	59.60	74.00	-14.40	Peak	HORIZONTAL
3	2390.00	14.70	28.38	3.31	46.39	54.00	-7.61	Average	HORIZONTAL
4	2390.00	25.34	28.38	3.31	57.03	74.00	-16.97	Peak	HORIZONTAL

Note: 1. Result Level = Read Level + Antenna Factor + Cable loss.
2. If Peak Result complies with AV limit, AV Result is deemed to comply with AV limit.
3. Test setup: RBW: 1 MHz, VBW: 3 MHz, Sweep time: auto.
4. Margin = Result Level - Limit.

Radiated Emission Test Result

Test Site : 10m Chamber

Test Date : 11-29-2024 **Tested By** : Novak

EUT : Formation performance multi-rotor UAV **Model Number** : Agile Bee 3

Power Supply : BATTERY **Test Mode** : Tx mode

Memo : 11n20 MCS0 Ant2 2412MHz

Data: 22

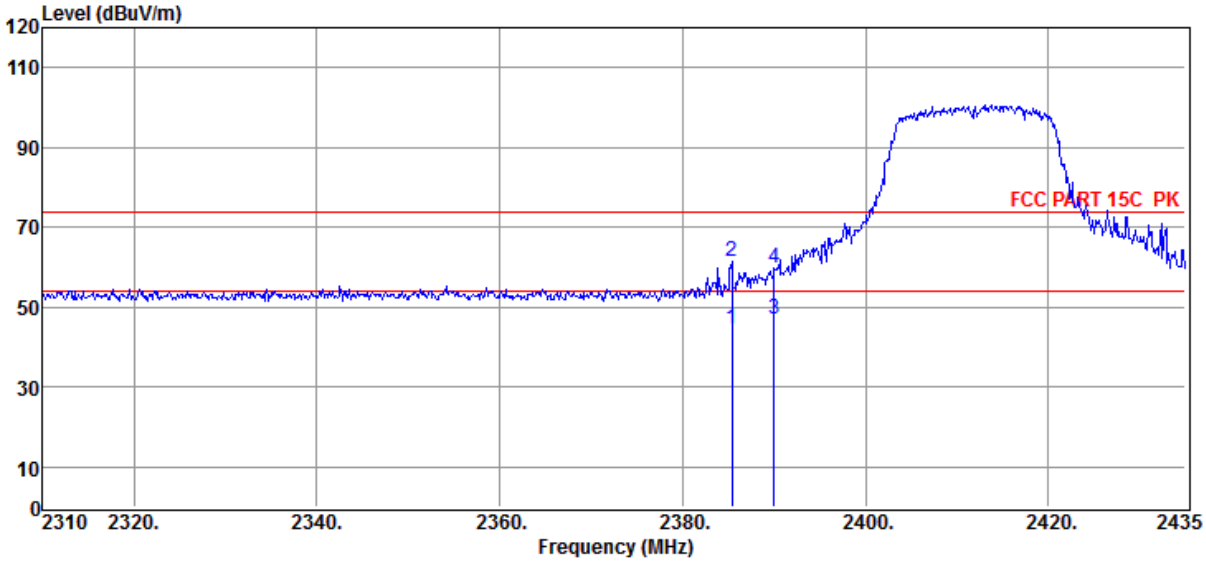

Item (Mark)	Freq. (MHz)	Read Level (dBµV)	Antenna Factor (dB/m)	Cable Loss dB	Result Level (dBµV/m)	Limit Line (dBµV/m)	Over Limit (dB)	Detector	Polarization
1	2385.38	12.89	28.38	3.33	44.60	54.00	-9.40	Average	VERTICAL
2	2385.38	29.56	28.38	3.33	61.27	74.00	-12.73	Peak	VERTICAL
3	2390.00	15.12	28.38	3.31	46.81	54.00	-7.19	Average	VERTICAL
4	2390.00	28.04	28.38	3.31	59.73	74.00	-14.27	Peak	VERTICAL

Note: 1. Result Level = Read Level + Antenna Factor + Cable loss.
2. If Peak Result complies with AV limit, AV Result is deemed to comply with AV limit.
3. Test setup: RBW: 1 MHz, VBW: 3 MHz, Sweep time: auto.
4. Margin = Result Level - Limit.

Radiated Emission Test Result

Test Site : 10m Chamber

Test Date : 11-29-2024 **Tested By** : Novak

EUT : Formation performance multi-rotor UAV **Model Number** : Agile Bee 3

Power Supply : BATTERY **Test Mode** : Tx mode

Memo : 11n20 MCS0 Ant2 2462MHz

Data: 23

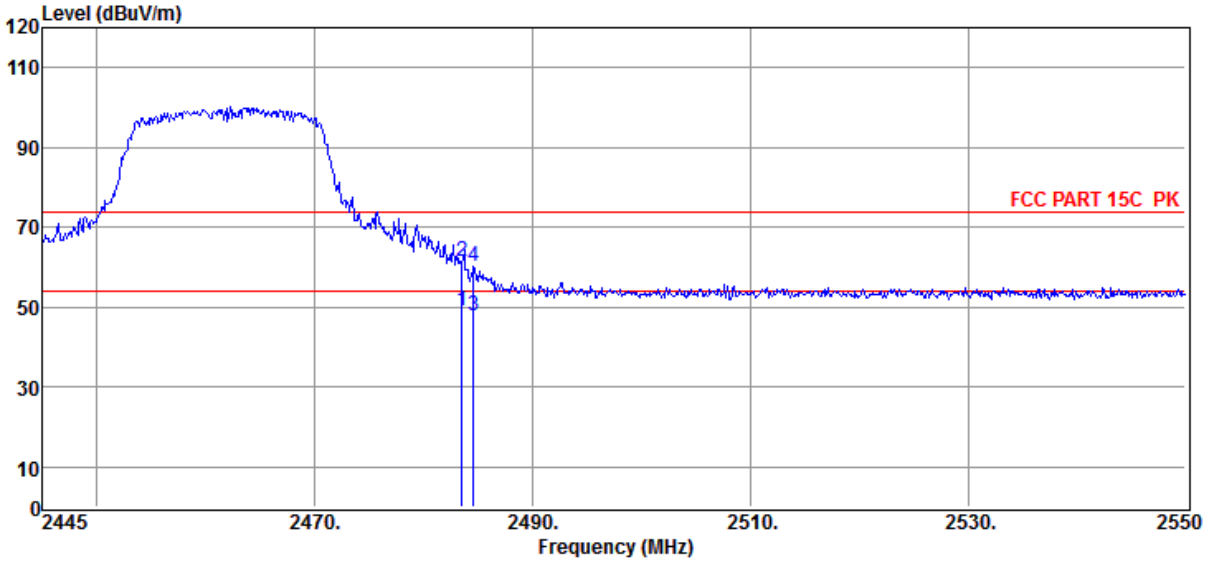

Item (Mark)	Freq. (MHz)	Read Level (dBµV)	Antenna Factor (dB/m)	Cable Loss dB	Result Level (dBµV/m)	Limit Line (dBµV/m)	Over Limit (dB)	Detector	Polarization
1	2483.50	17.50	28.40	3.25	49.15	54.00	-4.85	Average	HORIZONTAL
2	2483.50	29.94	28.40	3.25	61.59	74.00	-12.41	Peak	HORIZONTAL
3	2484.59	15.98	28.40	3.25	47.63	54.00	-6.37	Average	HORIZONTAL
4	2484.59	28.58	28.40	3.25	60.23	74.00	-13.77	Peak	HORIZONTAL

Note: 1. Result Level = Read Level + Antenna Factor + Cable loss.
2. If Peak Result complies with AV limit, AV Result is deemed to comply with AV limit.
3. Test setup: RBW: 1 MHz, VBW: 3 MHz, Sweep time: auto.
4. Margin = Result Level - Limit.

Radiated Emission Test Result

Test Site	: 10m Chamber		
Test Date	: 11-29-2024	**Tested By**	: Novak
EUT	: Formation performance multi-rotor UAV	**Model Number**	: Agile Bee 3
Power Supply	: BATTERY	**Test Mode**	: Tx mode
Memo	: 11n20 MCS0 Ant2 2462MHz		

Data: 24

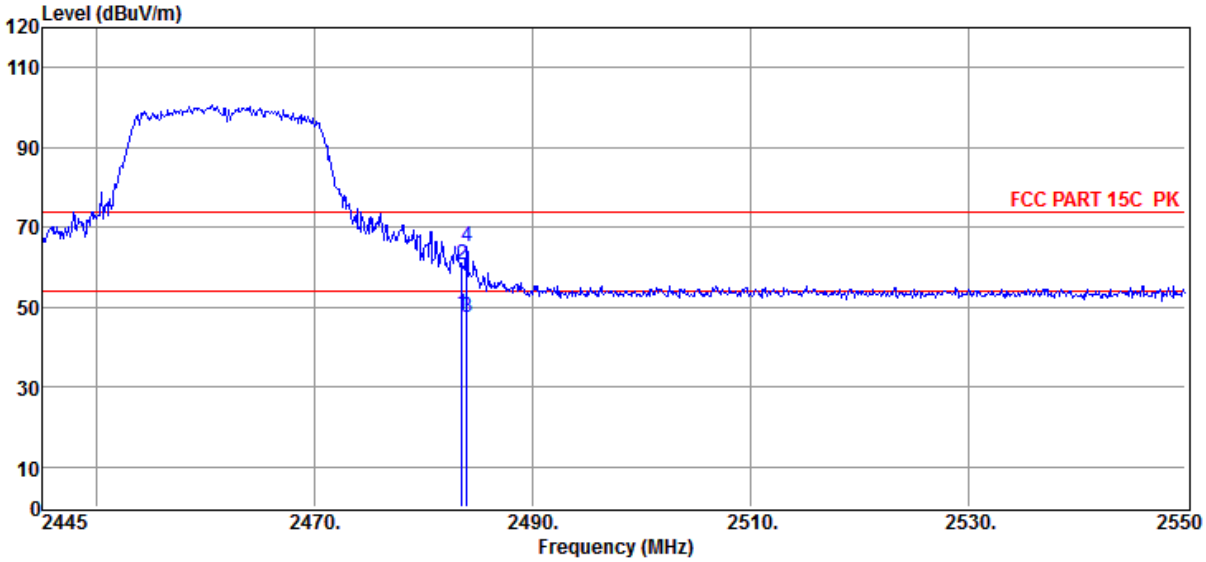

Item (Mark)	Freq. (MHz)	Read Level (dBµV)	Antenna Factor (dB/m)	Cable Loss dB	Result Level (dBµV/m)	Limit Line (dBµV/m)	Over Limit (dB)	Detector	Polarization
1	2483.50	16.50	28.40	3.25	48.15	54.00	-5.85	Average	VERTICAL
2	2483.50	29.00	28.40	3.25	60.65	74.00	-13.35	Peak	VERTICAL
3	2483.96	15.88	28.40	3.25	47.53	54.00	-6.47	Average	VERTICAL
4	2483.96	33.46	28.40	3.25	65.11	74.00	-8.89	Peak	VERTICAL

Note: 1. Result Level = Read Level + Antenna Factor + Cable loss.
2. If Peak Result complies with AV limit, AV Result is deemed to comply with AV limit.
3. Test setup: RBW: 1 MHz, VBW: 3 MHz, Sweep time: auto.
4. Margin = Result Level - Limit.

11. Power Line Conducted Emission

11.1. Block diagram of test setup

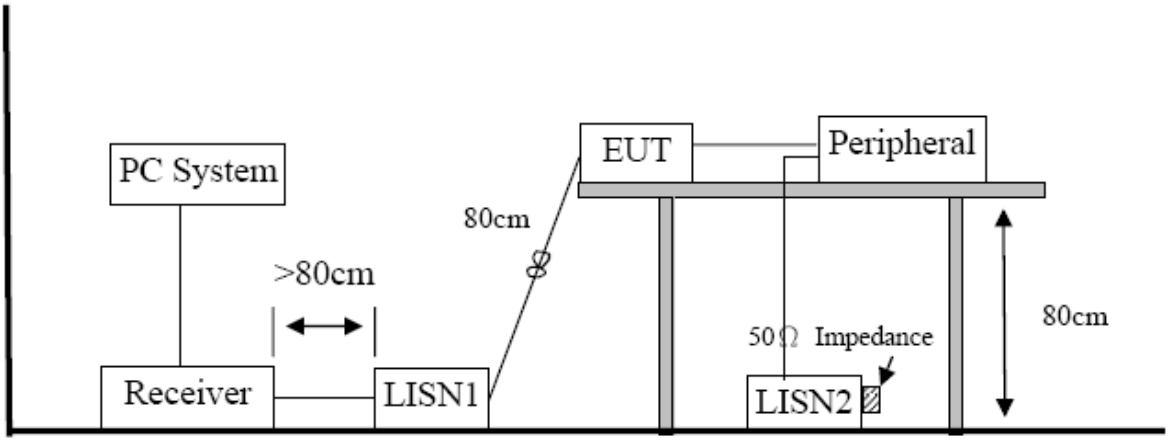

11.2. Power Line Conducted Emission Limits (Class B)

Frequency	Quasi-Peak Level dB(μV)	Average Level dB(μV)
150 kHz ~ 500 kHz	66 ~ 56*	56 ~ 46*
500 kHz ~ 5 MHz	56	46
5 MHz ~ 30 MHz	60	50

Note 1: * Decreasing linearly with logarithm of frequency.

Note 2: The lower limit shall apply at the transition frequencies.

11.3. Test procedure

The EUT and Support equipment, if needed, were put placed on a non-metallic table, 80cm above the ground plane.

All I/O cables were positioned to simulate typical actual usage as per ANSI C63.4.

All support equipment power received from a second LISN.

Emissions were measured on each current carrying line of the EUT using an EMI Test Receiver connected to the LISN powering the EUT.

The Receiver scanned from 150 kHz to 30MHz for emissions in each of the test modes.

During the above scans, the emissions were maximized by cable manipulation.

After the preliminary scan, we found the test mode producing the highest emission level.

The EUT configuration and worse cable configuration of the above highest emission levels were recorded for reference of the final test.

EUT and support equipment were set up on the test bench as per the configuration with highest emission level in the preliminary test.

A scan was taken on both power lines, Neutral and Line, recording at least the six highest emissions.

Emission frequency and amplitude were recorded into a computer in which correction factors were used to calculate the emission level and compare reading to the applicable limit.

The test data of the worst-case condition(s) was recorded.

The bandwidth of test receiver is set at 9 kHz.

11.4. Test result

Not Applicable.

12. Antenna Requirements

12.1. Limit

For intentional device, according to FCC 47 CFR Section 15.203, an intentional radiator shall be designed to ensure that no antenna other than that furnished by the responsible party shall be used with the device. And according to FCC 47 CFR Section 15.247 (b), if transmitting antennas of directional gain greater than 6dBi are used, the power shall be reduced by the amount in dB that the directional gain of the antenna exceeds 6dBi.

12.2. Result

The device support equips two antennas, this product was dedicated FPC antennas and other than that furnished by the responsible party shall be used with the device, maximum antenna gain is 4.20 dBi for antenna 1, 3.69 dBi for antenna 2.

13. Test Setup Photograph

Please find the Test Setup photos of EUT in APPENDIXES.

14. Photos of the EUT

Please find the photos of EUT in APPENDIXES.

END OF REPORT