40℃	ac20	5240	Ant2	5240	0	0	25	Pass
50℃	ac20	5240	Ant2	5239.98	-20000	-3.82	25	Pass
-20℃	ac20	5260	Ant2	5260.02	20000	3.8	25	Pass
-10℃	ac20	5260	Ant2	5260	0	0	25	Pass
0℃	ac20	5260	Ant2	5260	0	0	25	Pass
10℃	ac20	5260	Ant2	5260.02	20000	3.8	25	Pass
30℃	ac20	5260	Ant2	5260	0	0	25	Pass
40℃	ac20	5260	Ant2	5260	0	0	25	Pass
50℃	ac20	5260	Ant2	5260	0	0	25	Pass
-20℃	ac20	5280	Ant2	5279.98	-20000	-3.79	25	Pass
-10℃	ac20	5280	Ant2	5280.02	20000	3.79	25	Pass
0℃	ac20	5280	Ant2	5279.98	-20000	-3.79	25	Pass
10℃	ac20	5280	Ant2	5279.98	-20000	-3.79	25	Pass
30℃	ac20	5280	Ant2	5279.98	-20000	-3.79	25	Pass
40℃	ac20	5280	Ant2	5279.98	-20000	-3.79	25	Pass
50℃	ac20	5280	Ant2	5279.98	-20000	-3.79	25	Pass
-20℃	ac20	5320	Ant2	5320	0	0	25	Pass
-10℃	ac20	5320	Ant2	5320	0	0	25	Pass
0℃	ac20	5320	Ant2	5320	0	0	25	Pass
10℃	ac20	5320	Ant2	5320	0	0	25	Pass
30℃	ac20	5320	Ant2	5320	0	0	25	Pass
40℃	ac20	5320	Ant2	5320	0	0	25	Pass
50℃	ac20	5320	Ant2	5320.02	20000	3.76	25	Pass
-20℃	ac20	5500	Ant2	5500	0	0	25	Pass
-10℃	ac20	5500	Ant2	5500	0	0	25	Pass
0℃	ac20	5500	Ant2	5499.96	-40000	-7.27	25	Pass
10℃	ac20	5500	Ant2	5500	0	0	25	Pass
30℃	ac20	5500	Ant2	5500.02	20000	3.64	25	Pass
40℃	ac20	5500	Ant2	5499.98	-20000	-3.64	25	Pass
50℃	ac20	5500	Ant2	5499.96	-40000	-7.27	25	Pass
-20℃	ac20	5600	Ant2	5599.98	-20000	-3.57	25	Pass
-10℃	ac20	5600	Ant2	5600	0	0	25	Pass
0℃	ac20	5600	Ant2	5599.98	-20000	-3.57	25	Pass
10℃	ac20	5600	Ant2	5600	0	0	25	Pass
30℃	ac20	5600	Ant2	5600	0	0	25	Pass
40℃	ac20	5600	Ant2	5599.96	-40000	-7.14	25	Pass
50℃	ac20	5600	Ant2	5599.98	-20000	-3.57	25	Pass
-20℃	ac20	5700	Ant2	5700	0	0	25	Pass
-10℃	ac20	5700	Ant2	5700	0	0	25	Pass
0℃	ac20	5700	Ant2	5700	0	0	25	Pass
10℃	ac20	5700	Ant2	5700	0	0	25	Pass
30℃	ac20	5700	Ant2	5699.98	-20000	-3.51	25	Pass
40℃	ac20	5700	Ant2	5699.98	-20000	-3.51	25	Pass
50℃	ac20	5700	Ant2	5700	0	0	25	Pass
-20℃	ac20	5745	Ant2	5745	0	0	25	Pass

-10℃	ac20	5745	Ant2	5745	0	0	25	Pass
0℃	ac20	5745	Ant2	5745	0	0	25	Pass
10℃	ac20	5745	Ant2	5745	0	0	25	Pass
30℃	ac20	5745	Ant2	5744.98	-20000	-3.48	25	Pass
40℃	ac20	5745	Ant2	5745.02	20000	3.48	25	Pass
50℃	ac20	5745	Ant2	5745	0	0	25	Pass
-20℃	ac20	5785	Ant2	5784.98	-20000	-3.46	25	Pass
-10℃	ac20	5785	Ant2	5785	0	0	25	Pass
0℃	ac20	5785	Ant2	5785	0	0	25	Pass
10℃	ac20	5785	Ant2	5785	0	0	25	Pass
30℃	ac20	5785	Ant2	5784.96	-40000	-6.91	25	Pass
40℃	ac20	5785	Ant2	5784.96	-40000	-6.91	25	Pass
50℃	ac20	5785	Ant2	5785	0	0	25	Pass
-20℃	ac20	5825	Ant2	5825	0	0	25	Pass
-10℃	ac20	5825	Ant2	5825	0	0	25	Pass
0℃	ac20	5825	Ant2	5825	0	0	25	Pass
10℃	ac20	5825	Ant2	5825	0	0	25	Pass
30℃	ac20	5825	Ant2	5825	0	0	25	Pass
40℃	ac20	5825	Ant2	5825	0	0	25	Pass
50℃	ac20	5825	Ant2	5824.98	-20000	-3.43	25	Pass

8. Emissions in restricted frequency bands

8.1. Block diagram of test setup

In 3 m Anechoic Chamber, test setup diagram for 9 kHz - 30 MHz:

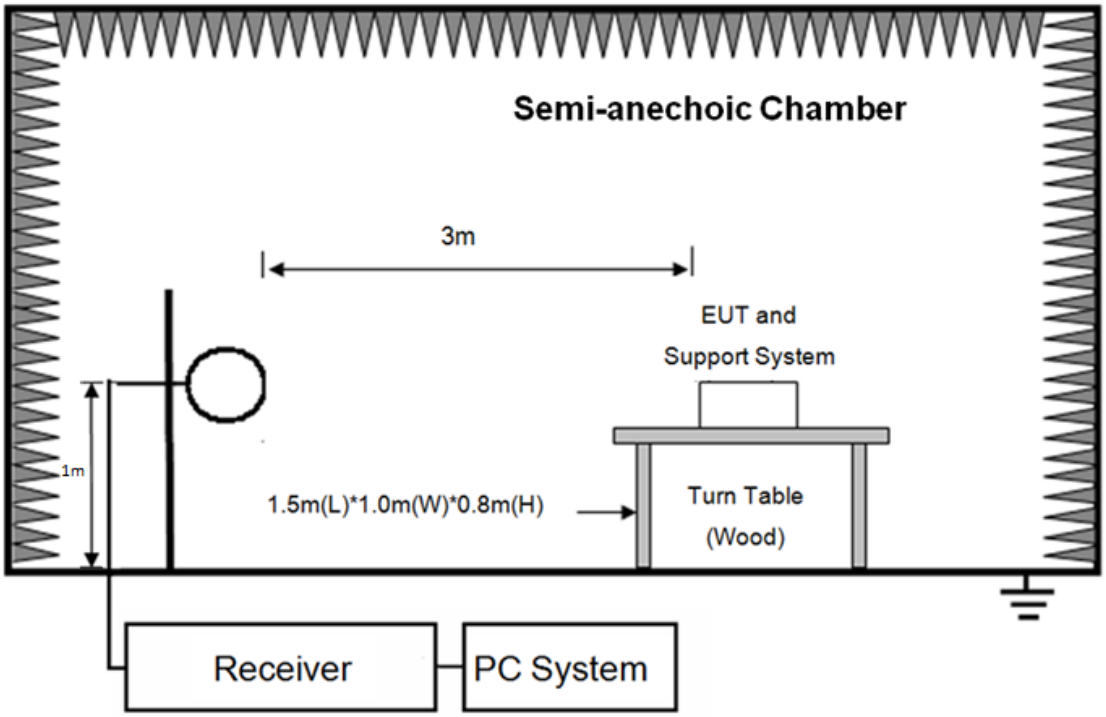

In 3 m Anechoic Chamber, test setup diagram for 30 MHz - 1 GHz:

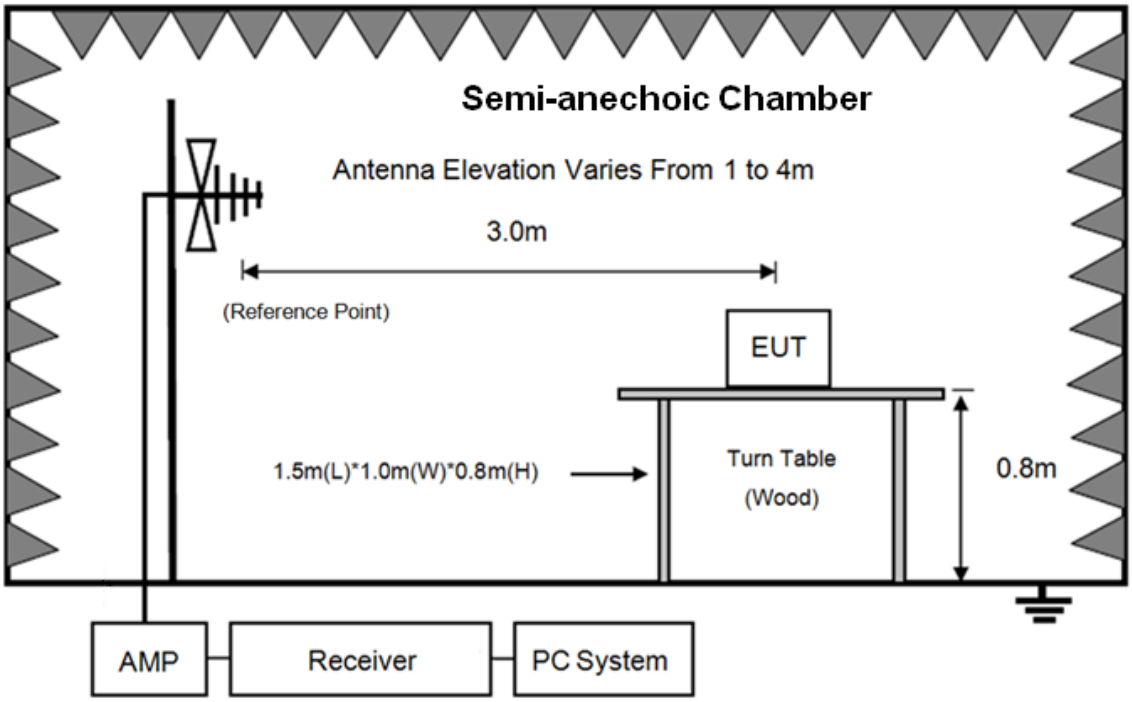

In 3 m Anechoic Chamber, test setup diagram for frequency above 1 GHz:

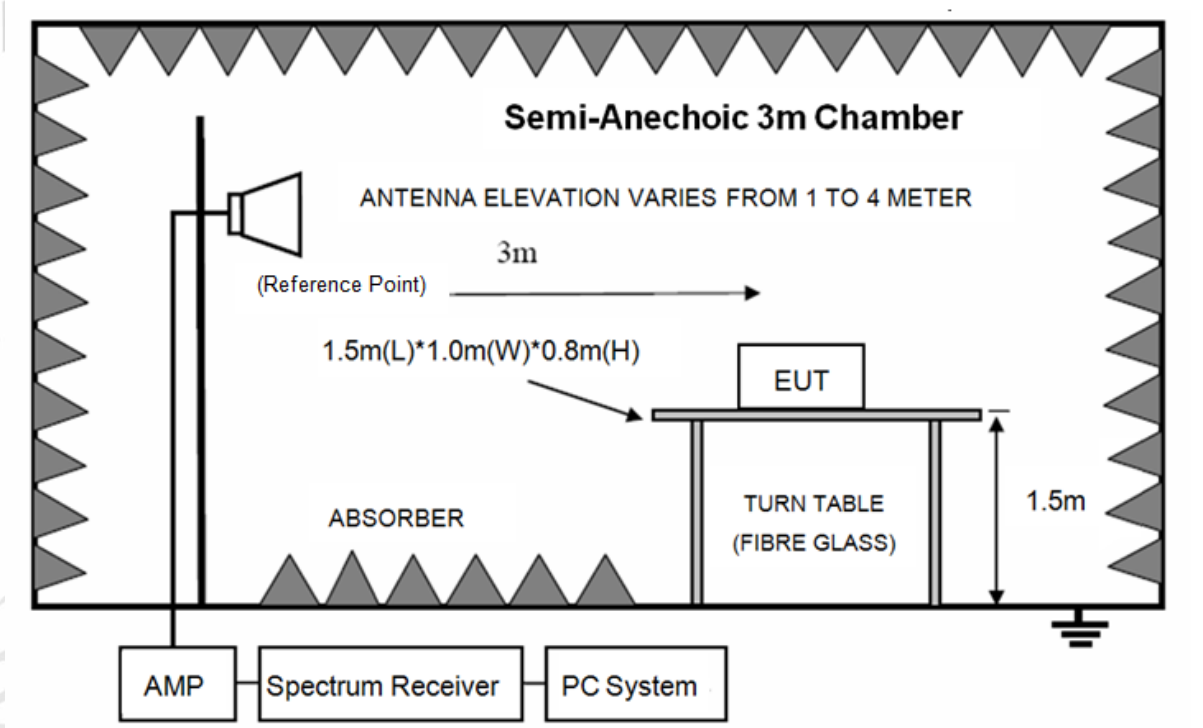

Note: For harmonic emissions test an appropriate high pass filter was inserted in the input port of AMP.

8.2. Limit

(1) FCC 15.205 Restricted frequency band

MHz	MHz	MHz	GHz
0.090-0.110	16.42-16.423	399.9-410	4.5-5.15
[1]0.495-0.505	16.69475-16.69525	608-614	5.35-5.46
2.1735-2.1905	16.80425-16.80475	960-1240	7.25-7.75
4.125-4.128	25.5-25.67	1300-1427	8.025-8.5
4.17725-4.17775	37.5-38.25	1435-1626.5	9.0-9.2
4.20725-4.20775	73-74.6	1645.5-1646.5	9.3-9.5
6.215-6.218	74.8-75.2	1660-1710	10.6-12.7
6.26775-6.26825	108-121.94	1718.8-1722.2	13.25-13.4
6.31175-6.31225	123-138	2200-2300	14.47-14.5
8.291-8.294	149.9-150.05	2310-2390	15.35-16.2
8.362-8.366	156.52475-156.52525	2483.5-2500	17.7-21.4
8.37625-8.38675	156.7-156.9	2690-2900	22.01-23.12
8.41425-8.41475	162.0125-167.17	3260-3267	23.6-24.0
12.29-12.293	167.72-173.2	3332-3339	31.2-31.8
12.51975-12.52025	240-285	3345.8-3358	36.43-36.5
12.57675-12.57725	322-335.4	3600-4400	([2])
13.36-13.41			

[1]Until February 1, 1999, this restricted band shall be 0.490-0.510 MHz.

[2]Above 38.6

(2) FCC 15.209 Limit.

FREQUENCY MHz	DISTANCE Meters	FIELD STRENGTHS LIMIT	
		μV/m	dB(μV)/m
0.009 ~ 0.490	300	2400/F(kHz)	67.6-20log(F)
0.490 ~ 1.705	30	24000/F(kHz)	87.6-20log(F)
1.705 ~ 30.0	30	30	29.54
30 ~ 88	3	100	40.0
88 ~ 216	3	150	43.5
216 ~ 960	3	200	46.0
960 ~ 1000	3	500	54.0
Above 1000	3	74.0 dB(μV)/m (Peak) 54.0 dB(μV)/m (Average)	

Note: (1) The emission limits shown in the above table are based on measurements employing a CISPR QP detector except for the frequency bands 9-90kHz, 110-490kHz and above 1000MHz.Radiated emissions limits in these three bands are based on measurements employing an average detector.

(2) At frequencies below 30MHz, measurement may be performed at a distance closer than that specified, and the limit at closer measurement distance can be extrapolated by below formula:

$$Limit_{3m}(dBuV/m) = Limit_{30m}(dBuV/m) + 40Log(30m/3m)$$

8.3.3 Limit for this EUT

All the emissions appearing within 15.205 restricted frequency bands shall not exceed the limits shown in 15.209, all the other emissions shall be at least 20dB below the fundamental emissions or comply with 15.209 limits.

8.3. Test procedure

(1) EUT height should be 0.8 m for below 1 GHz at a semi - anechoic chamber while EUT height should be 1.5 m for above 1GHz at full chamber or semi - anechoic chamber ground with absorbers

(2) Setup EUT and assistant system according clause 2.3 and 8.2

(3) The antenna used as below table.

Test frequency range	Test antenna used	Test distance
9 kHz-30 MHz	Active Loop antenna	3 m
30 MHz-1 GHz	Trilog Broadband Antenna	3 m
1 GHz-18 GHz	Double Ridged Horn Antenna(1GHz-18GHz)	3 m
18 GHz-40 GHz	Horn Antenna(18GHz-40GHz)	3 m

According ANSI C63.10:2020 clause 6.4.4.2 and 6,5.3, for measurements below 30 MHz, the loop antenna was positioned with its plane vertical from the EUT and rotated about its vertical

axis for maximum response at each azimuth position around the EUT. And the loop antenna also be positioned with its plane horizontal at the specified distance from the EUT. The center of the loop is 1 m above the ground. for measurement above 30 MHz, the Trilog Broadband Antenna was located 3 m, Horn Antenna was located 3 m from EUT, Measurements were made with the antenna positioned in both the horizontal and vertical planes of Polarization, and the measurement antenna was varied from 1 m to 4 m. in height above the reference ground plane to obtain the maximum signal strength.

(4) Below pre-scan procedure was first performed in order to find prominent frequency spectrum radiated emissions from 9 kHz to 40 GHz:

(a) Scanning the peak frequency spectrum with the antenna specified in step (3), and the EUT was rotated 360 degrees, the antenna height was varied from 1 m to 4 m (Except loop antenna, it's fixed 1m above ground.)

(b) Change work frequency or channel of device if practicable.

(c) Change modulation type of device if practicable.

(d) Change power supply range from 85% to 115% of the rated supply voltage

(e) Rotated EUT though three orthogonal axes to determine the attitude of EUT arrangement produces highest emissions.

Spectrum frequency from 9 kHz to 40 GHz (tenth harmonic of fundamental frequency) was investigated, and no any obvious emission were detected from 9 kHz to 30 MHz and 18 GHz to 40 GHz, so below final test was performed with frequency range from 30 MHz to 18 GHz.

(5) For final emissions measurements at each frequency of interest, the EUT was rotated and the antenna height was varied between 1m and 4m in order to maximize the emission. Measurements in both horizontal and vertical polarities were made and the data was recorded. In order to find the maximum emission, the relative positions of equipment and all of the interface cables were changed according to ANSI C63.10:2020 on Radiated Emission test.

(6) The emissions from 9 kHz to 1 GHz were measured based on CISPR QP detector except for the frequency bands 9-90 kHz, 110-490 kHz, for emissions from 9 kHz-90kHz,110kHz-490kHz and above 1GHz were measured based on average detector, for emissions above 1 GHz, peak emissions also be measured and need comply with Peak limit.

(7) The emissions from 9 kHz to 1 GHz, QP or average values were measured with EMI receiver with below RBW

Frequency band	RBW
9 kHz-150 kHz	200 Hz
150 kHz-30 MHz	9 kHz
30 MHz-1 GHz	120 kHz

(8) For emissions above 1 GHz, both Peak and Average level were measured with Spectrum Analyzer, and the RBW is set at 1 MHz, VBW is set at 3MHz for Peak measure, the RBW is set at 1 MHz, VBW is set at 1/T (T is transmitting time in one period) Hz for AV value.

8.4. Test result

PASS. (See below detailed test result)

All the emissions except fundamental emission from 9kHz to 40GHz were comply with 15.209 limit.

Note1: According exploratory test, the emission levels are 20 dB below the limit detected from 9 kHz to 30 MHz and 18 GHz to 40 GHz, so the final test was performed with frequency range from 30 MHz to 18 GHz and recorded in below.

Note2: For emissions below 1 GHz, according exploratory explorer test, when change Tx mode and channel, have no distinct influence on emissions level, so for emissions below 1 GHz, the final test was only performed with EUT working in transmission mode.

Note3: According exploratory test, the worst case is 802.11ac mode.

Radiated Emission test (30MHz- 1GHz)

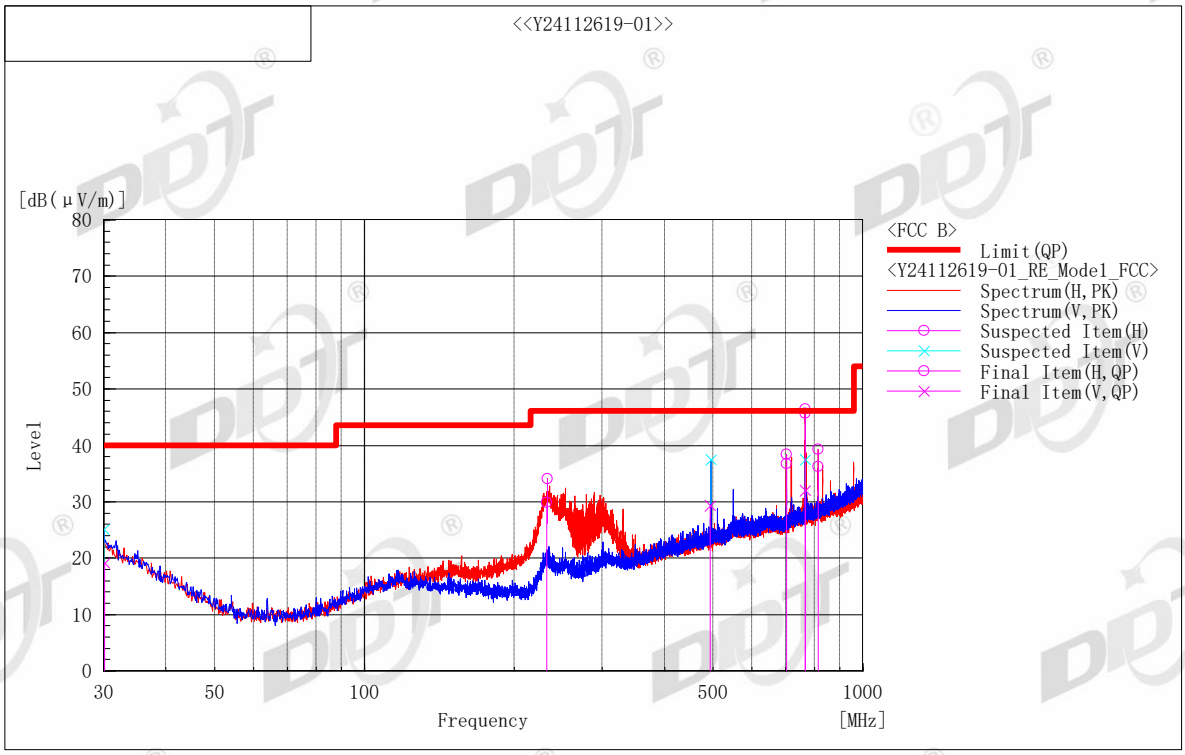

Final Result

No.	Frequency [MHz]	(P)	Reading QP [dB(μV)]	c.f [dB(1/m)]	Result QP [dB(μV/m)]	Limit QP [dB(μV/m)]	Margin QP [dB]	Height [cm]	Angle [°]	System
1	232.327	H	41.0	-11.1	29.9	46.0	16.1	129.0	354.7	1
2	702.578	H	35.9	0.8	36.7	46.0	9.3	118.0	44.5	1
3	766.412	H	43.5	2.2	45.7	46.0	0.3	112.0	239.0	1
4	814.592	H	33.1	3.1	36.2	46.0	9.8	115.0	250.3	1
5	30.129	V	24.1	-5.0	19.1	40.0	20.9	187.0	304.7	2
6	494.392	V	31.3	-1.9	29.4	46.0	16.6	106.0	342.2	2
7	766.688	V	29.2	2.8	32.0	46.0	14.0	279.0	34.6	2

Note) Receiving antenna polarization: Horizontal and/or Vertical
Test Distance: 3 m, Antenna Height: 1 m to 4 m
Level QP (Quasi-Peak) = Reading QP + Factor (Antenna Factor + Cable Loss - Amp. Gain)
Margin QP (Quasi-Peak) = Limit – Level QP

Radiated Emission test (1GHz – 6.5GHz)

Radiated Emission Test Result

Test Site	: 10m Chamber		
Test Date	: 11-30-2024	**Tested By**	: Novak
EUT	: Formation performance multi-rotor UAV	**Model Number**	: Agile Bee 3
Power Supply	: BATTERY	**Test Mode**	: Tx mode
Memo	: 11ac20 MCS0 Ant1 5180MHz		

Data: 241

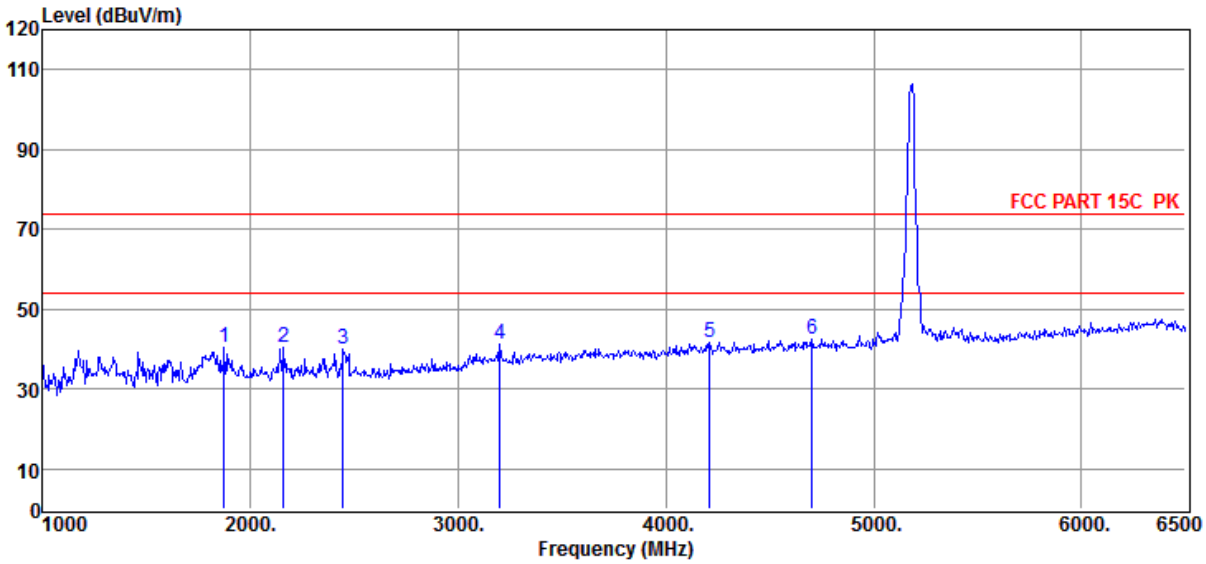

Item (Mark)	Freq. (MHz)	Read Level (dBµV)	Antenna Factor (dB/m)	Cable Loss dB	Result Level (dBµV/m)	Limit Line (dBµV/m)	Over Limit (dB)	Detector	Polarization
1	1874.50	53.24	27.65	3.34	40.37	74.00	-33.63	Peak	HORIZONTAL
2	2160.50	52.48	28.33	3.57	40.53	74.00	-33.47	Peak	HORIZONTAL
3	2446.50	51.53	28.39	3.81	39.96	74.00	-34.04	Peak	HORIZONTAL
4	3200.00	49.79	30.32	4.49	41.10	74.00	-32.90	Peak	HORIZONTAL
5	4212.00	46.50	32.58	5.71	41.80	74.00	-32.20	Peak	HORIZONTAL
6	4701.50	46.04	33.06	6.01	42.36	74.00	-31.64	Peak	HORIZONTAL

Note: 1. Result Level = Read Level + Antenna Factor + Cable loss.
2. If Peak Result complies with AV limit, AV Result is deemed to comply with AV limit.
3. Test setup: RBW: 1 MHz, VBW: 3 MHz, Sweep time: auto.
4. Margin = Result Level - Limit.

Radiated Emission Test Result

Test Site	: 10m Chamber		
Test Date	: 11-30-2024	**Tested By**	: Novak
EUT	: Formation performance multi-rotor UAV	**Model Number**	: Agile Bee 3
Power Supply	: BATTERY	**Test Mode**	: Tx mode
Memo	: 11ac20 MCS0 Ant1 5180MHz		

Data: 242

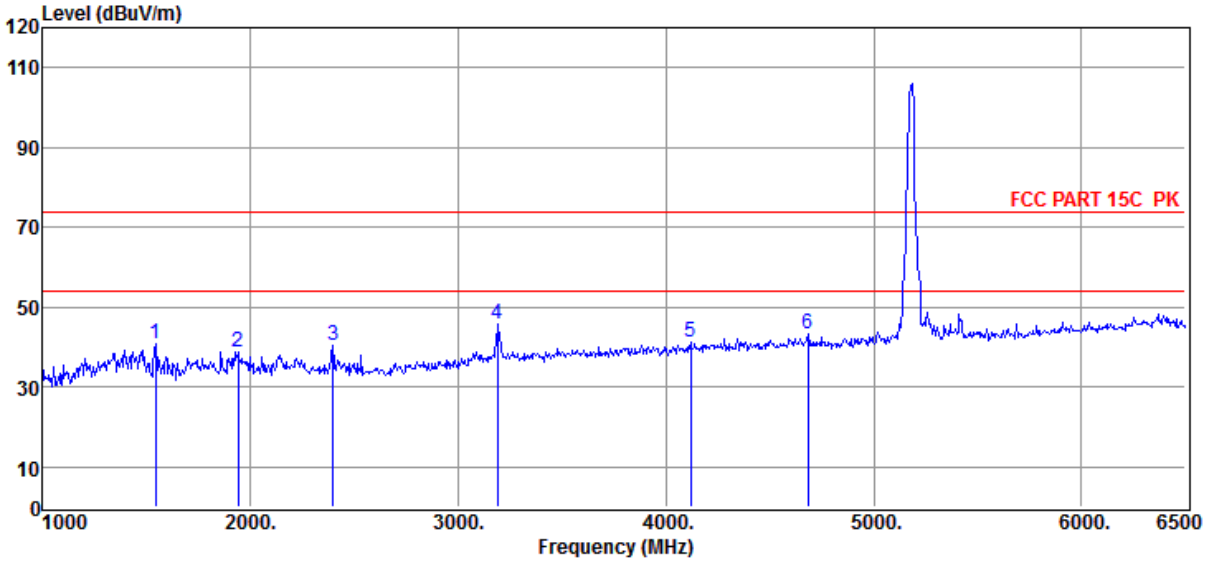

Item (Mark)	Freq. (MHz)	Read Level (dBµV)	Antenna Factor (dB/m)	Cable Loss dB	Result Level (dBµV/m)	Limit Line (dBµV/m)	Over Limit (dB)	Detector	Polarization
1	1544.50	55.50	25.93	3.08	40.75	74.00	-33.25	Peak	VERTICAL
2	1940.50	51.20	27.99	3.64	38.95	74.00	-35.05	Peak	VERTICAL
3	2397.00	51.86	28.38	3.86	40.32	74.00	-33.68	Peak	VERTICAL
4	3189.00	54.34	30.29	4.49	45.61	74.00	-28.39	Peak	VERTICAL
5	4118.50	46.69	32.55	5.19	41.39	74.00	-32.61	Peak	VERTICAL
6	4685.00	46.87	33.03	5.98	43.12	74.00	-30.88	Peak	VERTICAL

Note: 1. Result Level = Read Level + Antenna Factor + Cable loss.
2. If Peak Result complies with AV limit, AV Result is deemed to comply with AV limit.
3. Test setup: RBW: 1 MHz, VBW: 3 MHz, Sweep time: auto.
4. Margin = Result Level - Limit.

Radiated Emission Test Result

Test Site	: 10m Chamber		
Test Date	: 11-30-2024	**Tested By**	: Novak
EUT	: Formation performance multi-rotor UAV	**Model Number**	: Agile Bee 3
Power Supply	: BATTERY	**Test Mode**	: Tx mode
Memo	: 11ac20 MCS0 Ant2 5180MHz		

Data: 243

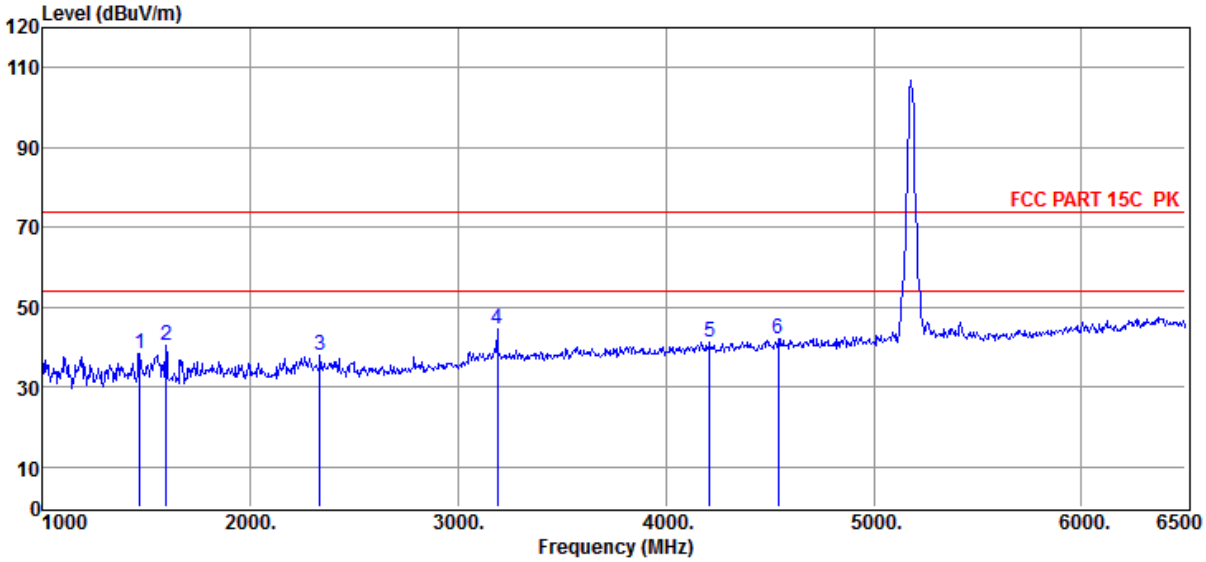

Item (Mark)	Freq. (MHz)	Read Level (dBµV)	Antenna Factor (dB/m)	Cable Loss dB	Result Level (dBµV/m)	Limit Line (dBµV/m)	Over Limit (dB)	Detector	Polarization
1	1467.50	53.53	25.59	3.11	38.49	74.00	-35.51	Peak	HORIZONTAL
2	1594.00	54.79	26.19	3.09	40.29	74.00	-33.71	Peak	HORIZONTAL
3	2336.50	49.48	28.37	3.87	37.92	74.00	-36.08	Peak	HORIZONTAL
4	3189.00	53.34	30.29	4.49	44.61	74.00	-29.39	Peak	HORIZONTAL
5	4212.00	45.91	32.58	5.71	41.21	74.00	-32.79	Peak	HORIZONTAL
6	4542.00	46.18	32.78	5.94	42.07	74.00	-31.93	Peak	HORIZONTAL

Note: 1. Result Level = Read Level + Antenna Factor + Cable loss.
2. If Peak Result complies with AV limit, AV Result is deemed to comply with AV limit.
3. Test setup: RBW: 1 MHz, VBW: 3 MHz, Sweep time: auto.
4. Margin = Result Level - Limit.

Radiated Emission Test Result

Test Site : 10m Chamber

Test Date : 11-30-2024 **Tested By** : Novak

EUT : Formation performance multi-rotor UAV **Model Number** : Agile Bee 3

Power Supply : BATTERY **Test Mode** : Tx mode

Memo : 11ac20 MCS0 Ant2 5180MHz

Data: 244

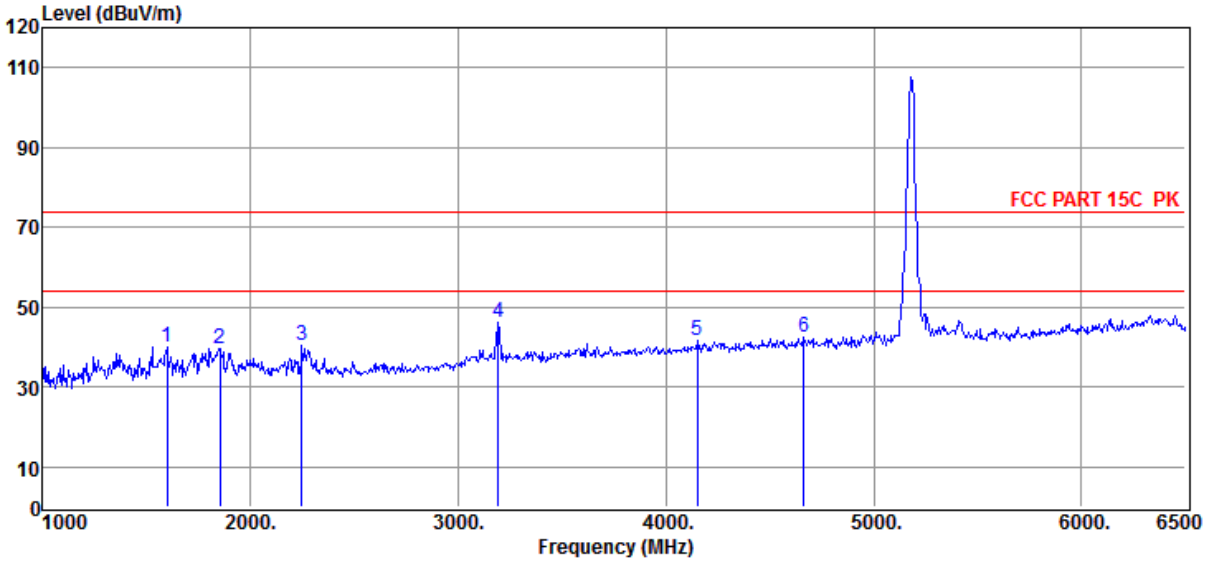

Item (Mark)	Freq. (MHz)	Read Level (dBµV)	Antenna Factor (dB/m)	Cable Loss dB	Result Level (dBµV/m)	Limit Line (dBµV/m)	Over Limit (dB)	Detector	Polarization
1	1599.50	54.32	26.22	3.09	39.85	74.00	-34.15	Peak	VERTICAL
2	1852.50	52.61	27.53	3.36	39.64	74.00	-34.36	Peak	VERTICAL
3	2248.50	52.07	28.35	3.72	40.31	74.00	-33.69	Peak	VERTICAL
4	3194.50	54.73	30.31	4.49	46.03	74.00	-27.97	Peak	VERTICAL
5	4151.50	46.76	32.56	5.42	41.72	74.00	-32.28	Peak	VERTICAL
6	4663.00	46.16	32.99	5.93	42.31	74.00	-31.69	Peak	VERTICAL

Note: 1. Result Level = Read Level + Antenna Factor + Cable loss.
2. If Peak Result complies with AV limit, AV Result is deemed to comply with AV limit.
3. Test setup: RBW: 1 MHz, VBW: 3 MHz, Sweep time: auto.
4. Margin = Result Level - Limit.

Radiated Emission Test Result

Test Site : 10m Chamber

Test Date : 11-30-2024 **Tested By** : Novak

EUT : Formation performance multi-rotor UAV **Model Number** : Agile Bee 3

Power Supply : BATTERY **Test Mode** : Tx mode

Memo : 11ac20 MCS0 Ant1 5200MHz

Data: 245

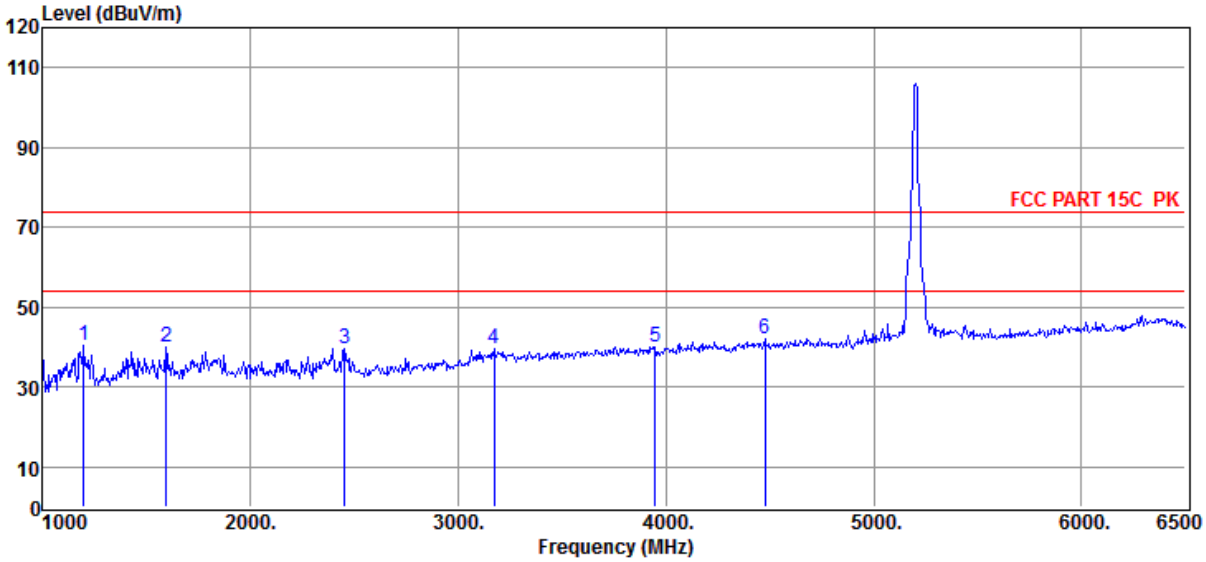

Item (Mark)	Freq. (MHz)	Read Level (dBµV)	Antenna Factor (dB/m)	Cable Loss dB	Result Level (dBµV/m)	Limit Line (dBµV/m)	Over Limit (dB)	Detector	Polarization
1	1198.00	56.44	24.67	2.90	40.35	74.00	-33.65	Peak	HORIZONTAL
2	1594.00	54.37	26.19	3.09	39.87	74.00	-34.13	Peak	HORIZONTAL
3	2452.00	51.06	28.39	3.81	39.50	74.00	-34.50	Peak	HORIZONTAL
4	3172.50	48.31	30.25	4.50	39.55	74.00	-34.45	Peak	HORIZONTAL
5	3948.00	46.02	32.35	4.83	40.07	74.00	-33.93	Peak	HORIZONTAL
6	4476.00	46.25	32.69	6.02	42.10	74.00	-31.90	Peak	HORIZONTAL

Note: 1. Result Level = Read Level + Antenna Factor + Cable loss.
2. If Peak Result complies with AV limit, AV Result is deemed to comply with AV limit.
3. Test setup: RBW: 1 MHz, VBW: 3 MHz, Sweep time: auto.
4. Margin = Result Level - Limit.

Radiated Emission Test Result

Test Site : 10m Chamber

Test Date : 11-30-2024 **Tested By** : Novak

EUT : Formation performance multi-rotor UAV **Model Number** : Agile Bee 3

Power Supply : BATTERY **Test Mode** : Tx mode

Memo : 11ac20 MCS0 Ant1 5200MHz

Data: 246

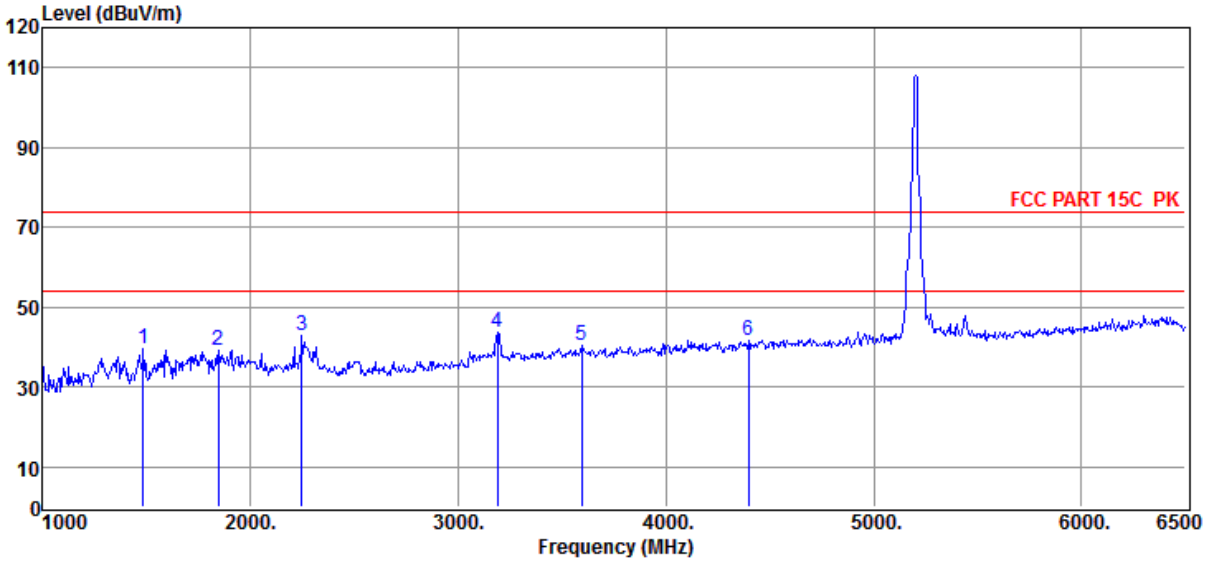

Item (Mark)	Freq. (MHz)	Read Level (dBµV)	Antenna Factor (dB/m)	Cable Loss dB	Result Level (dBµV/m)	Limit Line (dBµV/m)	Over Limit (dB)	Detector	Polarization
1	1484.00	54.35	25.65	3.18	39.43	74.00	-34.57	Peak	VERTICAL
2	1847.00	52.15	27.50	3.36	39.16	74.00	-34.84	Peak	VERTICAL
3	2248.50	54.85	28.35	3.72	43.09	74.00	-30.91	Peak	VERTICAL
4	3189.00	52.36	30.29	4.49	43.63	74.00	-30.37	Peak	VERTICAL
5	3596.00	47.26	31.37	4.98	40.31	74.00	-33.69	Peak	VERTICAL
6	4399.00	45.87	32.66	5.88	41.51	74.00	-32.49	Peak	VERTICAL

Note: 1. Result Level = Read Level + Antenna Factor + Cable loss.
2. If Peak Result complies with AV limit, AV Result is deemed to comply with AV limit.
3. Test setup: RBW: 1 MHz, VBW: 3 MHz, Sweep time: auto.
4. Margin = Result Level - Limit.

Radiated Emission Test Result

Test Site	: 10m Chamber		
Test Date	: 11-30-2024	**Tested By**	: Novak
EUT	: Formation performance multi-rotor UAV	**Model Number**	: Agile Bee 3
Power Supply	: BATTERY	**Test Mode**	: Tx mode
Memo	: 11ac20 MCS0 Ant2 5200MHz		

Data: 247

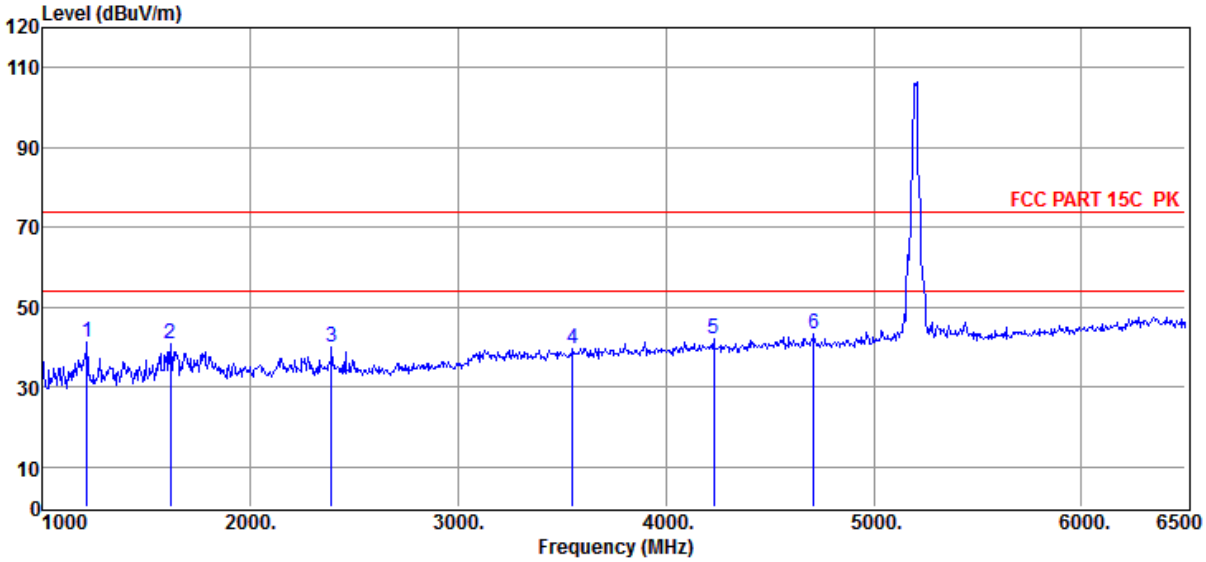

Item (Mark)	Freq. (MHz)	Read Level (dBµV)	Antenna Factor (dB/m)	Cable Loss dB	Result Level (dBµV/m)	Limit Line (dBµV/m)	Over Limit (dB)	Detector	Polarization
1	1214.50	57.24	24.73	2.93	41.24	74.00	-32.76	Peak	HORIZONTAL
2	1616.00	55.39	26.30	3.12	41.03	74.00	-32.97	Peak	HORIZONTAL
3	2391.50	51.35	28.38	3.87	39.82	74.00	-34.18	Peak	HORIZONTAL
4	3552.00	46.93	31.25	4.84	39.70	74.00	-34.30	Peak	HORIZONTAL
5	4228.50	46.90	32.59	5.65	42.15	74.00	-31.85	Peak	HORIZONTAL
6	4712.50	46.85	33.08	5.95	43.14	74.00	-30.86	Peak	HORIZONTAL

Note: 1. Result Level = Read Level + Antenna Factor + Cable loss.
2. If Peak Result complies with AV limit, AV Result is deemed to comply with AV limit.
3. Test setup: RBW: 1 MHz, VBW: 3 MHz, Sweep time: auto.
4. Margin = Result Level - Limit.

Radiated Emission Test Result

Test Site	: 10m Chamber		
Test Date	: 11-30-2024	**Tested By**	: Novak
EUT	: Formation performance multi-rotor UAV	**Model Number**	: Agile Bee 3
Power Supply	: BATTERY	**Test Mode**	: Tx mode
Memo	: 11ac20 MCS0 Ant2 5200MHz		

Data: 248

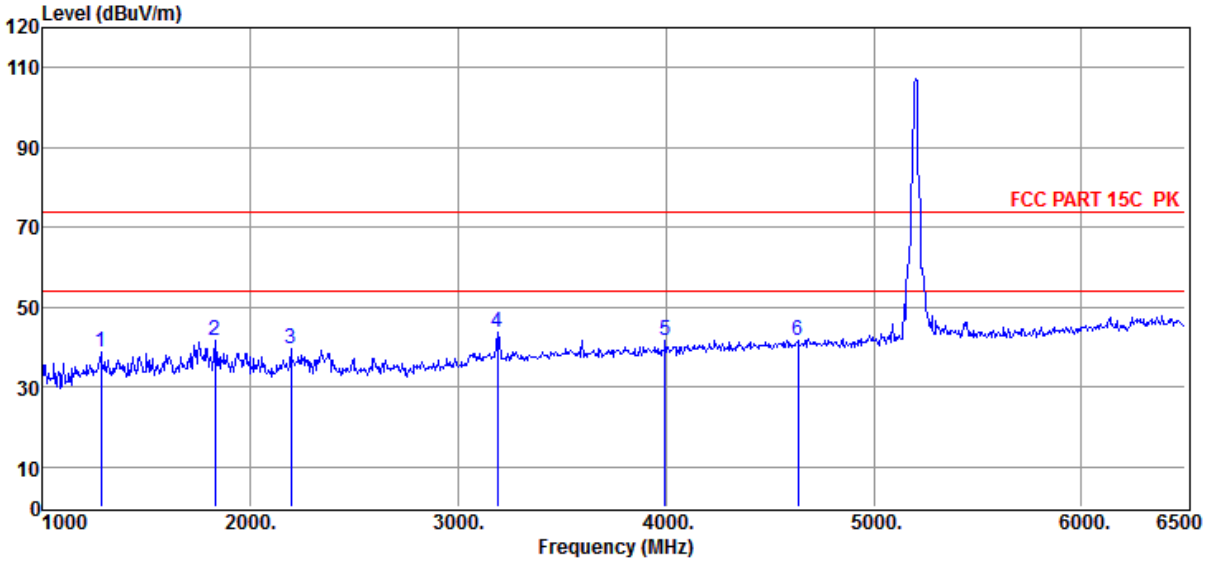

Item (Mark)	Freq. (MHz)	Read Level (dBµV)	Antenna Factor (dB/m)	Cable Loss dB	Result Level (dBµV/m)	Limit Line (dBµV/m)	Over Limit (dB)	Detector	Polarization
1	1280.50	54.42	24.95	2.97	38.66	74.00	-35.34	Peak	VERTICAL
2	1830.50	54.81	27.42	3.36	41.74	74.00	-32.26	Peak	VERTICAL
3	2193.50	51.50	28.34	3.79	39.79	74.00	-34.21	Peak	VERTICAL
4	3189.00	52.38	30.29	4.49	43.65	74.00	-30.35	Peak	VERTICAL
5	3997.50	47.43	32.49	4.89	41.71	74.00	-32.29	Peak	VERTICAL
6	4635.50	45.65	32.94	5.87	41.68	74.00	-32.32	Peak	VERTICAL

Note: 1. Result Level = Read Level + Antenna Factor + Cable loss.
2. If Peak Result complies with AV limit, AV Result is deemed to comply with AV limit.
3. Test setup: RBW: 1 MHz, VBW: 3 MHz, Sweep time: auto.
4. Margin = Result Level - Limit.

Radiated Emission Test Result

Test Site	: 10m Chamber		
Test Date	: 11-30-2024	**Tested By**	: Novak
EUT	: Formation performance multi-rotor UAV	**Model Number**	: Agile Bee 3
Power Supply	: BATTERY	**Test Mode**	: Tx mode
Memo	: 11ac20 MCS0 Ant1 5240MHz		

Data: 249

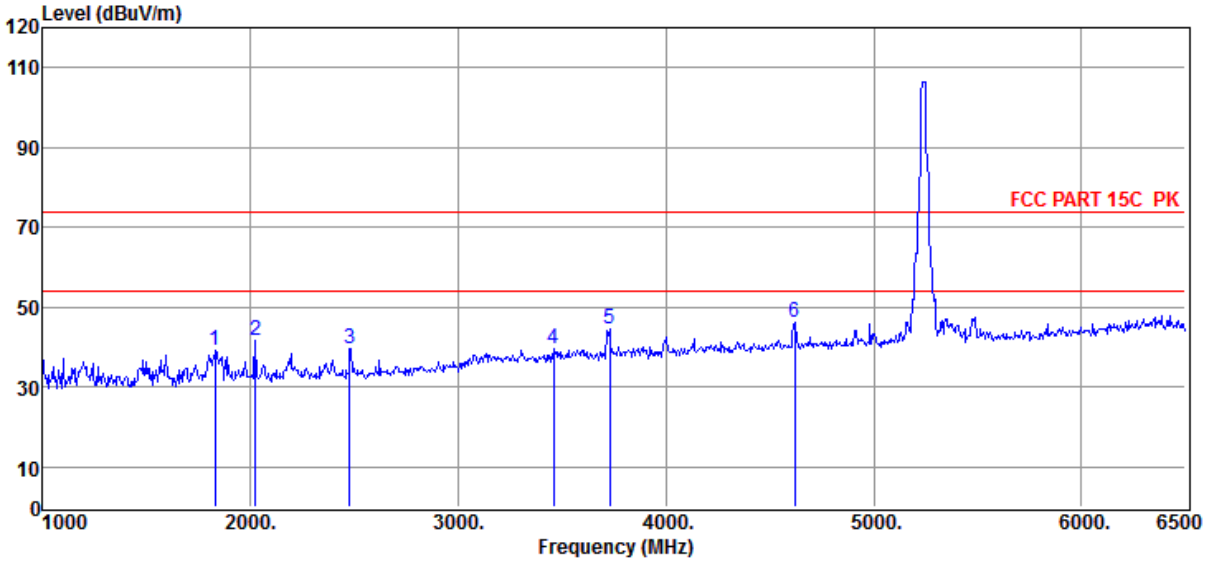

Item (Mark)	Freq. (MHz)	Read Level (dBµV)	Antenna Factor (dB/m)	Cable Loss dB	Result Level (dBµV/m)	Limit Line (dBµV/m)	Over Limit (dB)	Detector	Polarization
1	1830.50	52.14	27.42	3.36	39.07	74.00	-34.93	Peak	HORIZONTAL
2	2023.00	53.73	28.30	3.45	41.59	74.00	-32.41	Peak	HORIZONTAL
3	2479.50	51.13	28.40	3.80	39.57	74.00	-34.43	Peak	HORIZONTAL
4	3458.50	47.42	30.99	4.67	39.71	74.00	-34.29	Peak	HORIZONTAL
5	3728.00	51.36	31.74	4.62	44.48	74.00	-29.52	Peak	HORIZONTAL
6	4619.00	50.06	32.91	5.83	46.01	74.00	-27.99	Peak	HORIZONTAL

Note: 1. Result Level = Read Level + Antenna Factor + Cable loss.
2. If Peak Result complies with AV limit, AV Result is deemed to comply with AV limit.
3. Test setup: RBW: 1 MHz, VBW: 3 MHz, Sweep time: auto.
4. Margin = Result Level - Limit.

Radiated Emission Test Result

Test Site	: 10m Chamber		
Test Date	: 11-30-2024	**Tested By**	: Novak
EUT	: Formation performance multi-rotor UAV	**Model Number**	: Agile Bee 3
Power Supply	: BATTERY	**Test Mode**	: Tx mode
Memo	: 11ac20 MCS0 Ant1 5240MHz		

Data: 250

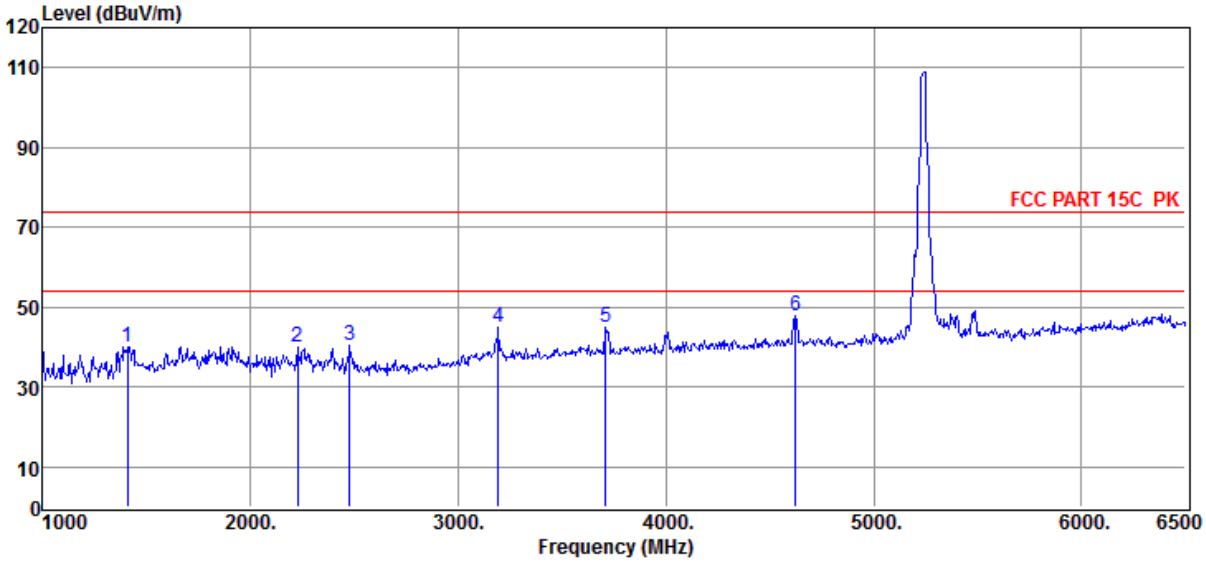

Item (Mark)	Freq. (MHz)	Read Level (dBµV)	Antenna Factor (dB/m)	Cable Loss dB	Result Level (dBµV/m)	Limit Line (dBµV/m)	Over Limit (dB)	Detector	Polarization
1	1407.00	55.47	25.38	3.01	40.14	74.00	-33.86	Peak	VERTICAL
2	2226.50	51.90	28.35	3.77	40.19	74.00	-33.81	Peak	VERTICAL
3	2479.50	52.05	28.40	3.80	40.49	74.00	-33.51	Peak	VERTICAL
4	3194.50	53.65	30.31	4.49	44.95	74.00	-29.05	Peak	VERTICAL
5	3711.50	51.88	31.69	4.57	44.90	74.00	-29.10	Peak	VERTICAL
6	4624.50	51.96	32.92	5.84	47.93	74.00	-26.07	Peak	VERTICAL

Note: 1. Result Level = Read Level + Antenna Factor + Cable loss.
2. If Peak Result complies with AV limit, AV Result is deemed to comply with AV limit.
3. Test setup: RBW: 1 MHz, VBW: 3 MHz, Sweep time: auto.
4. Margin = Result Level - Limit.

Radiated Emission Test Result

Test Site	: 10m Chamber		
Test Date	: 11-30-2024	**Tested By**	: Novak
EUT	: Formation performance multi-rotor UAV	**Model Number**	: Agile Bee 3
Power Supply	: BATTERY	**Test Mode**	: Tx mode
Memo	: 11ac20 MCS0 Ant2 5240MHz		

Data: 251

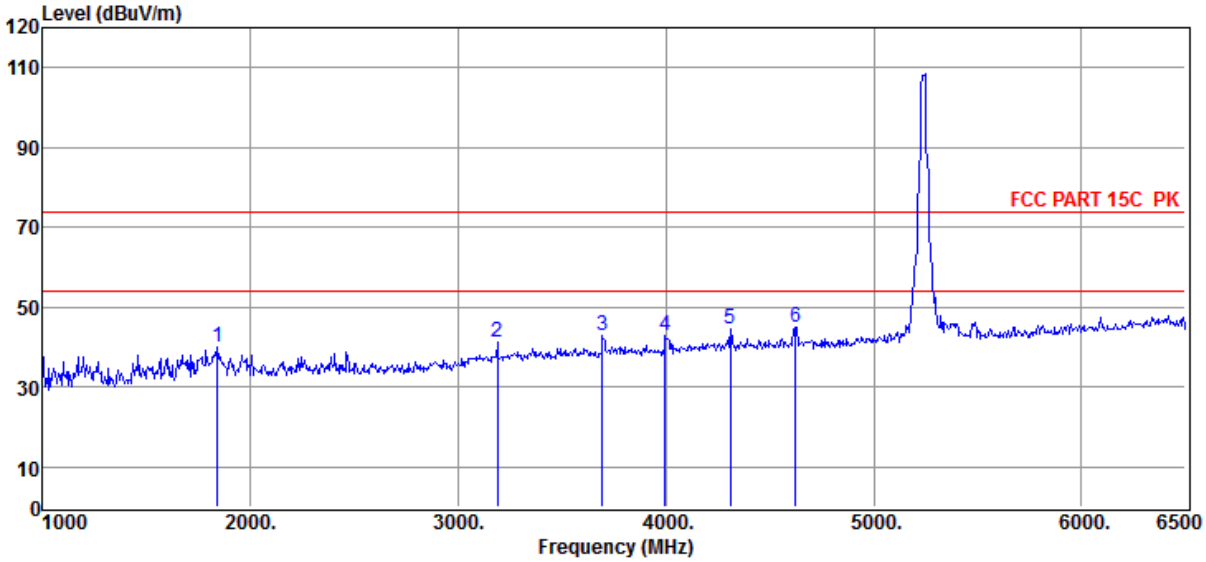

Item (Mark)	Freq. (MHz)	Read Level (dBµV)	Antenna Factor (dB/m)	Cable Loss dB	Result Level (dBµV/m)	Limit Line (dBµV/m)	Over Limit (dB)	Detector	Polarization
1	1841.50	53.01	27.48	3.36	40.00	74.00	-34.00	Peak	HORIZONTAL
2	3189.00	49.93	30.29	4.49	41.20	74.00	-32.80	Peak	HORIZONTAL
3	3695.00	49.75	31.65	4.55	42.70	74.00	-31.30	Peak	HORIZONTAL
4	3997.50	48.42	32.49	4.89	42.70	74.00	-31.30	Peak	HORIZONTAL
5	4311.00	49.49	32.62	5.43	44.60	74.00	-29.40	Peak	HORIZONTAL
6	4624.50	49.13	32.92	5.84	45.10	74.00	-28.90	Peak	HORIZONTAL

Note: 1. Result Level = Read Level + Antenna Factor + Cable loss.
2. If Peak Result complies with AV limit, AV Result is deemed to comply with AV limit.
3. Test setup: RBW: 1 MHz, VBW: 3 MHz, Sweep time: auto.
4. Margin = Result Level - Limit.

Radiated Emission Test Result

Test Site	: 10m Chamber		
Test Date	: 11-30-2024	**Tested By**	: Novak
EUT	: Formation performance multi-rotor UAV	**Model Number**	: Agile Bee 3
Power Supply	: BATTERY	**Test Mode**	: Tx mode
Memo	: 11ac20 MCS0 Ant2 5240MHz		

Data: 252

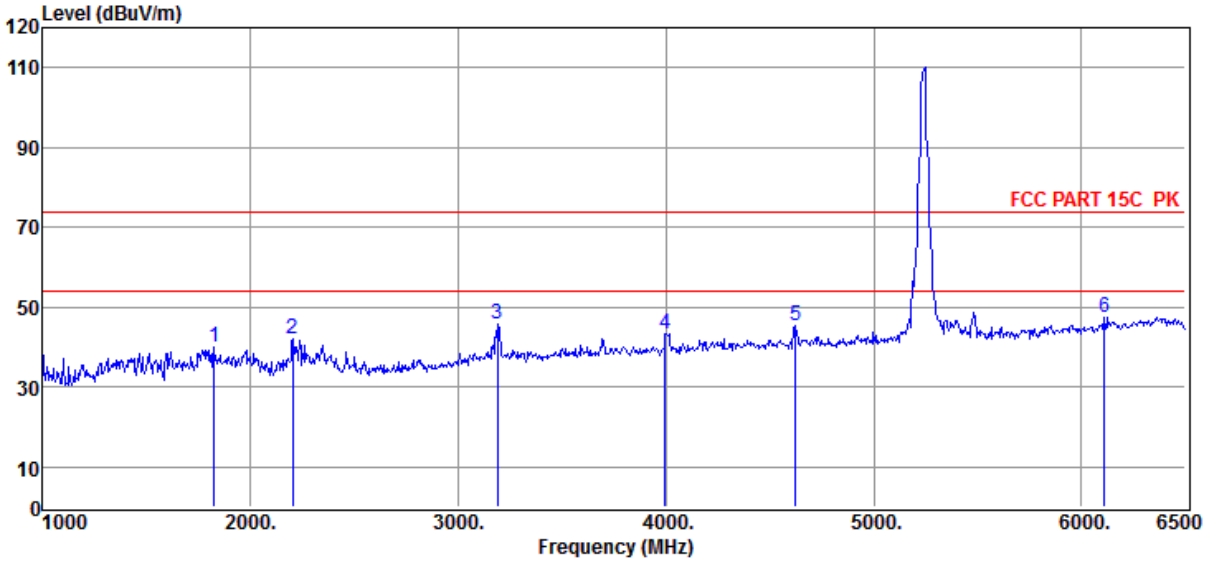

Item (Mark)	Freq. (MHz)	Read Level (dBµV)	Antenna Factor (dB/m)	Cable Loss dB	Result Level (dBµV/m)	Limit Line (dBµV/m)	Over Limit (dB)	Detector	Polarization
1	1825.00	53.07	27.39	3.36	39.97	74.00	-34.03	Peak	VERTICAL
2	2204.50	53.84	28.34	3.82	42.16	74.00	-31.84	Peak	VERTICAL
3	3189.00	54.59	30.29	4.49	45.86	74.00	-28.14	Peak	VERTICAL
4	3997.50	49.21	32.49	4.89	43.49	74.00	-30.51	Peak	VERTICAL
5	4624.50	49.28	32.92	5.84	45.25	74.00	-28.75	Peak	VERTICAL
6	6109.50	46.75	36.23	6.95	47.51	74.00	-26.49	Peak	VERTICAL

Note: 1. Result Level = Read Level + Antenna Factor + Cable loss.
2. If Peak Result complies with AV limit, AV Result is deemed to comply with AV limit.
3. Test setup: RBW: 1 MHz, VBW: 3 MHz, Sweep time: auto.
4. Margin = Result Level - Limit.

Radiated Emission Test Result

Test Site	: 10m Chamber		
Test Date	: 11-30-2024	**Tested By**	: Novak
EUT	: Formation performance multi-rotor UAV	**Model Number**	: Agile Bee 3
Power Supply	: BATTERY	**Test Mode**	: Tx mode
Memo	: 11ac20 MCS0 Ant1 5260MHz		

Data: 253

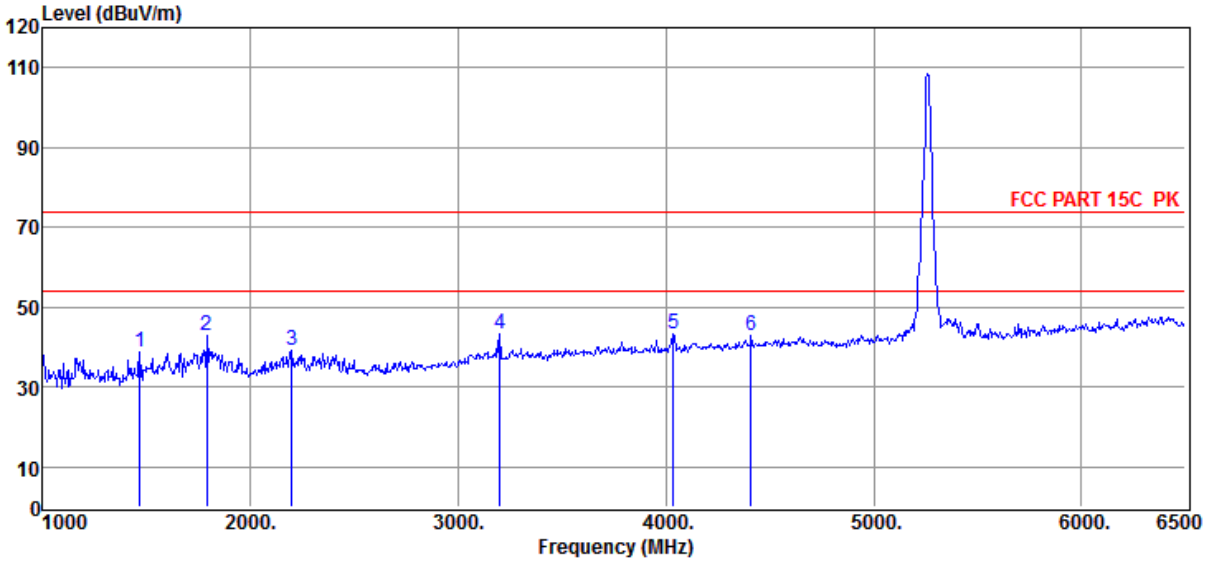

Item (Mark)	Freq. (MHz)	Read Level (dBµV)	Antenna Factor (dB/m)	Cable Loss dB	Result Level (dBµV/m)	Limit Line (dBµV/m)	Over Limit (dB)	Detector	Polarization
1	1467.50	53.96	25.59	3.11	38.92	74.00	-35.08	Peak	HORIZONTAL
2	1792.00	56.33	27.22	3.35	43.06	74.00	-30.94	Peak	HORIZONTAL
3	2199.00	50.90	28.34	3.82	39.22	74.00	-34.78	Peak	HORIZONTAL
4	3200.00	51.99	30.32	4.49	43.30	74.00	-30.70	Peak	HORIZONTAL
5	4036.00	49.11	32.51	4.95	43.49	74.00	-30.51	Peak	HORIZONTAL
6	4410.00	47.05	32.66	5.91	42.73	74.00	-31.27	Peak	HORIZONTAL

Note: 1. Result Level = Read Level + Antenna Factor + Cable loss.
2. If Peak Result complies with AV limit, AV Result is deemed to comply with AV limit.
3. Test setup: RBW: 1 MHz, VBW: 3 MHz, Sweep time: auto.
4. Margin = Result Level - Limit.

Radiated Emission Test Result

Test Site	: 10m Chamber		
Test Date	: 11-30-2024	**Tested By**	: Novak
EUT	: Formation performance multi-rotor UAV	**Model Number**	: Agile Bee 3
Power Supply	: BATTERY	**Test Mode**	: Tx mode
Memo	: 11ac20 MCS0 Ant1 5260MHz		

Data: 254

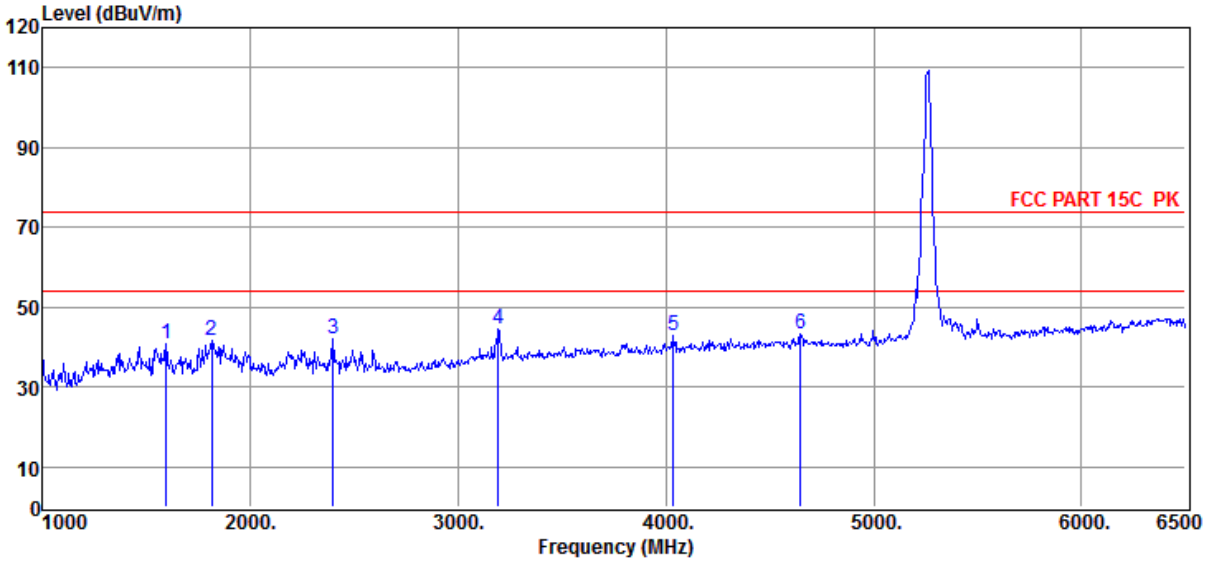

Item (Mark)	Freq. (MHz)	Read Level (dBµV)	Antenna Factor (dB/m)	Cable Loss dB	Result Level (dBµV/m)	Limit Line (dBµV/m)	Over Limit (dB)	Detector	Polarization
1	1594.00	55.34	26.19	3.09	40.84	74.00	-33.16	Peak	VERTICAL
2	1814.00	54.96	27.33	3.37	41.82	74.00	-32.18	Peak	VERTICAL
3	2397.00	53.60	28.38	3.86	42.06	74.00	-31.94	Peak	VERTICAL
4	3194.50	53.21	30.31	4.49	44.51	74.00	-29.49	Peak	VERTICAL
5	4036.00	48.44	32.51	4.95	42.82	74.00	-31.18	Peak	VERTICAL
6	4646.50	47.14	32.96	5.89	43.21	74.00	-30.79	Peak	VERTICAL

Note: 1. Result Level = Read Level + Antenna Factor + Cable loss.
2. If Peak Result complies with AV limit, AV Result is deemed to comply with AV limit.
3. Test setup: RBW: 1 MHz, VBW: 3 MHz, Sweep time: auto.
4. Margin = Result Level - Limit.

Radiated Emission Test Result

Test Site	: 10m Chamber		
Test Date	: 11-30-2024	**Tested By**	: Novak
EUT	: Formation performance multi-rotor UAV	**Model Number**	: Agile Bee 3
Power Supply	: BATTERY	**Test Mode**	: Tx mode
Memo	: 11ac20 MCS0 Ant2 5260MHz		

Data: 255

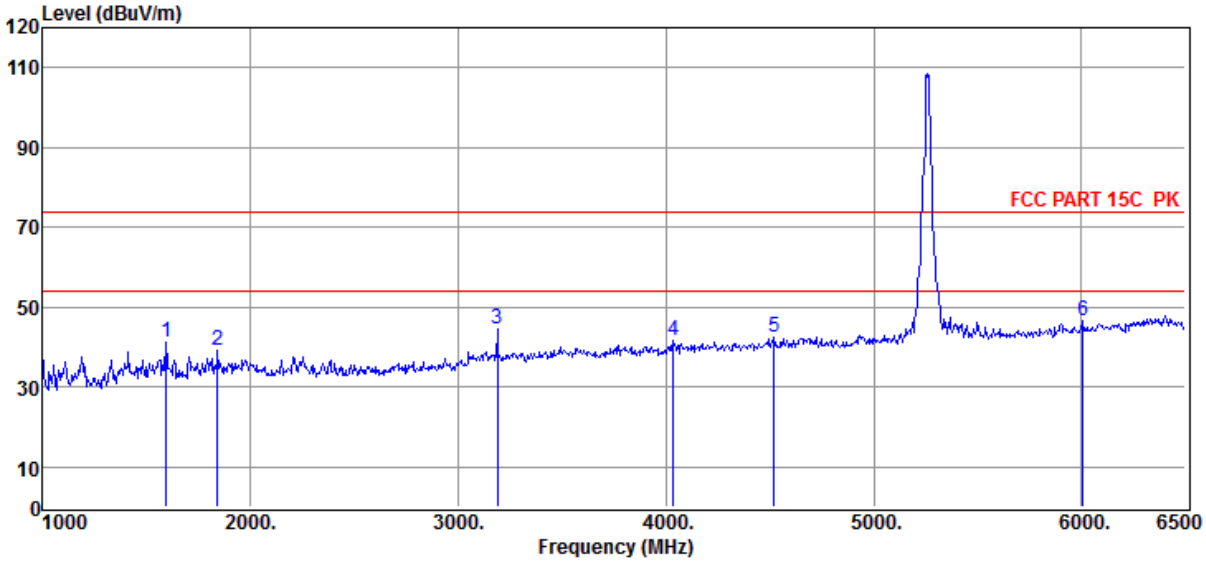

Item (Mark)	Freq. (MHz)	Read Level (dBµV)	Antenna Factor (dB/m)	Cable Loss dB	Result Level (dBµV/m)	Limit Line (dBµV/m)	Over Limit (dB)	Detector	Polarization
1	1594.00	55.71	26.19	3.09	41.21	74.00	-32.79	Peak	HORIZONTAL
2	1841.50	52.14	27.48	3.36	39.13	74.00	-34.87	Peak	HORIZONTAL
3	3189.00	53.30	30.29	4.49	44.57	74.00	-29.43	Peak	HORIZONTAL
4	4036.00	47.47	32.51	4.95	41.85	74.00	-32.15	Peak	HORIZONTAL
5	4520.00	46.60	32.74	6.00	42.50	74.00	-31.50	Peak	HORIZONTAL
6	6005.00	46.19	36.11	6.51	46.41	74.00	-27.59	Peak	HORIZONTAL

Note: 1. Result Level = Read Level + Antenna Factor + Cable loss.
2. If Peak Result complies with AV limit, AV Result is deemed to comply with AV limit.
3. Test setup: RBW: 1 MHz, VBW: 3 MHz, Sweep time: auto.
4. Margin = Result Level - Limit.

Radiated Emission Test Result

Test Site	: 10m Chamber		
Test Date	: 11-30-2024	**Tested By**	: Novak
EUT	: Formation performance multi-rotor UAV	**Model Number**	: Agile Bee 3
Power Supply	: BATTERY	**Test Mode**	: Tx mode
Memo	: 11ac20 MCS0 Ant2 5260MHz		

Data: 256

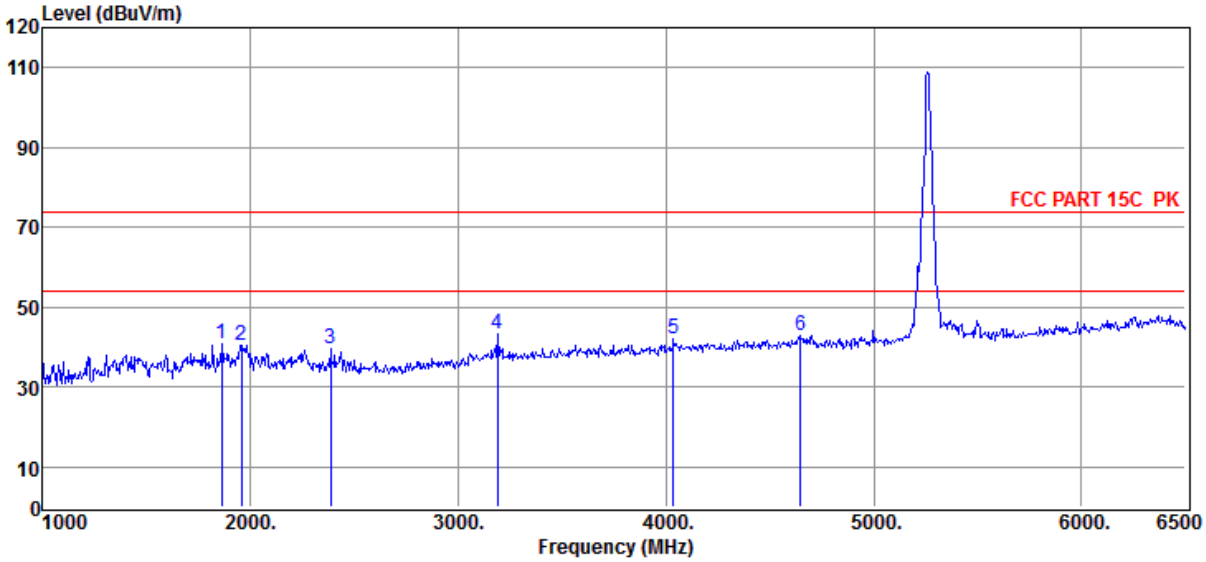

Item (Mark)	Freq. (MHz)	Read Level (dBµV)	Antenna Factor (dB/m)	Cable Loss dB	Result Level (dBµV/m)	Limit Line (dBµV/m)	Over Limit (dB)	Detector	Polarization
1	1863.50	53.55	27.59	3.35	40.63	74.00	-33.37	Peak	VERTICAL
2	1957.00	52.68	28.08	3.68	40.55	74.00	-33.45	Peak	VERTICAL
3	2386.00	51.11	28.38	3.88	39.59	74.00	-34.41	Peak	VERTICAL
4	3189.00	52.05	30.29	4.49	43.32	74.00	-30.68	Peak	VERTICAL
5	4036.00	47.85	32.51	4.95	42.23	74.00	-31.77	Peak	VERTICAL
6	4646.50	46.85	32.96	5.89	42.92	74.00	-31.08	Peak	VERTICAL

Note: 1. Result Level = Read Level + Antenna Factor + Cable loss.
2. If Peak Result complies with AV limit, AV Result is deemed to comply with AV limit.
3. Test setup: RBW: 1 MHz, VBW: 3 MHz, Sweep time: auto.
4. Margin = Result Level - Limit.

Radiated Emission Test Result

Test Site	: 10m Chamber		
Test Date	: 11-30-2024	**Tested By**	: Novak
EUT	: Formation performance multi-rotor UAV	**Model Number**	: Agile Bee 3
Power Supply	: BATTERY	**Test Mode**	: Tx mode
Memo	: 11ac20 MCS0 Ant1 5280MHz		

Data: 257

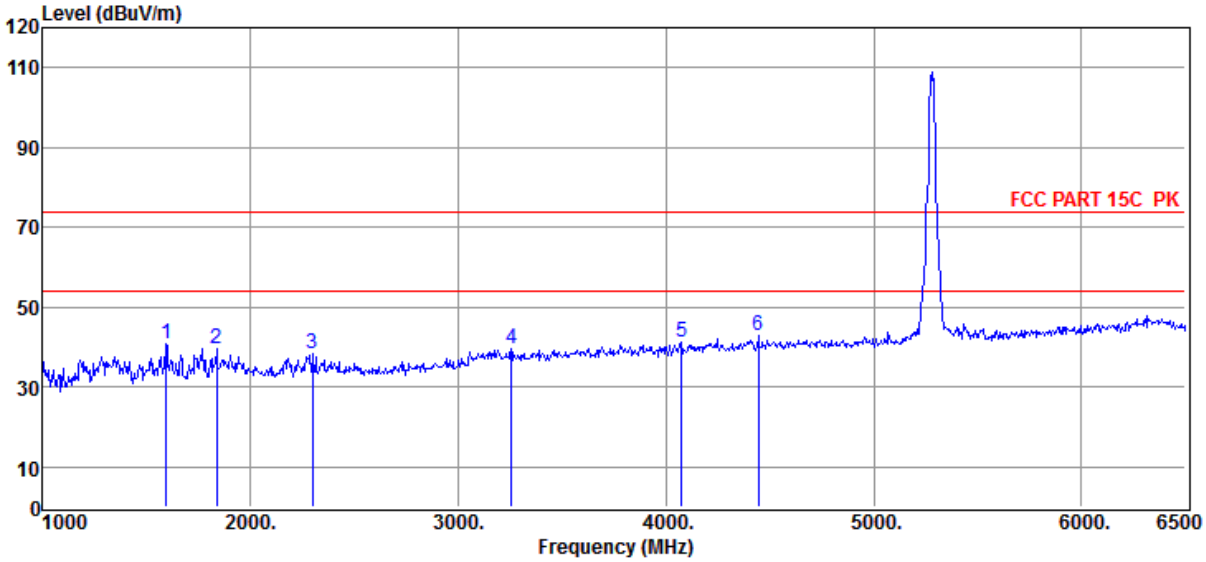

Item (Mark)	Freq. (MHz)	Read Level (dBµV)	Antenna Factor (dB/m)	Cable Loss dB	Result Level (dBµV/m)	Limit Line (dBµV/m)	Over Limit (dB)	Detector	Polarization
1	1594.00	55.20	26.19	3.09	40.70	74.00	-33.30	Peak	HORIZONTAL
2	1836.00	52.62	27.45	3.36	39.58	74.00	-34.42	Peak	HORIZONTAL
3	2298.00	50.05	28.36	3.63	38.23	74.00	-35.77	Peak	HORIZONTAL
4	3255.00	47.87	30.46	4.56	39.42	74.00	-34.58	Peak	HORIZONTAL
5	4074.50	46.63	32.53	5.02	41.12	74.00	-32.88	Peak	HORIZONTAL
6	4443.00	47.33	32.68	5.96	43.09	74.00	-30.91	Peak	HORIZONTAL

Note: 1. Result Level = Read Level + Antenna Factor + Cable loss.
2. If Peak Result complies with AV limit, AV Result is deemed to comply with AV limit.
3. Test setup: RBW: 1 MHz, VBW: 3 MHz, Sweep time: auto.
4. Margin = Result Level - Limit.

Radiated Emission Test Result

Test Site	: 10m Chamber		
Test Date	: 11-30-2024	**Tested By**	: Novak
EUT	: Formation performance multi-rotor UAV	**Model Number**	: Agile Bee 3
Power Supply	: BATTERY	**Test Mode**	: Tx mode
Memo	: 11ac20 MCS0 Ant1 5280MHz		

Data: 258

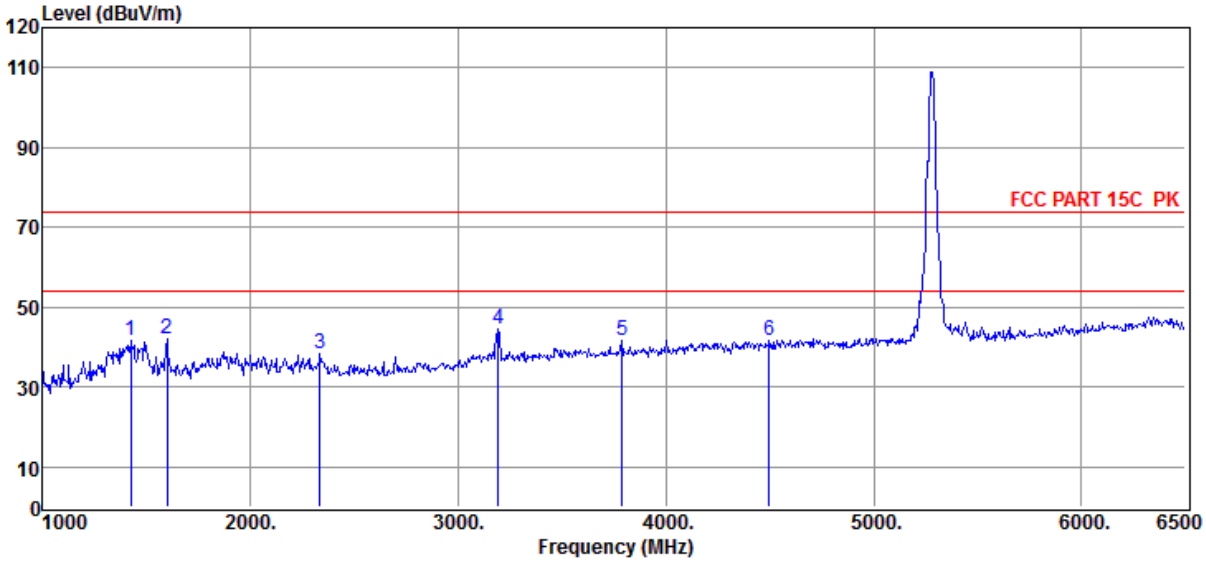

Item (Mark)	Freq. (MHz)	Read Level (dBµV)	Antenna Factor (dB/m)	Cable Loss dB	Result Level (dBµV/m)	Limit Line (dBµV/m)	Over Limit (dB)	Detector	Polarization
1	1423.50	56.80	25.44	3.02	41.53	74.00	-32.47	Peak	VERTICAL
2	1599.50	56.39	26.22	3.09	41.92	74.00	-32.08	Peak	VERTICAL
3	2336.50	49.73	28.37	3.87	38.17	74.00	-35.83	Peak	VERTICAL
4	3194.50	53.16	30.31	4.49	44.46	74.00	-29.54	Peak	VERTICAL
5	3788.50	48.04	31.91	4.81	41.55	74.00	-32.45	Peak	VERTICAL
6	4498.00	45.69	32.70	6.06	41.60	74.00	-32.40	Peak	VERTICAL

Note: 1. Result Level = Read Level + Antenna Factor + Cable loss.
2. If Peak Result complies with AV limit, AV Result is deemed to comply with AV limit.
3. Test setup: RBW: 1 MHz, VBW: 3 MHz, Sweep time: auto.
4. Margin = Result Level - Limit.

Radiated Emission Test Result

Test Site : 10m Chamber

Test Date : 11-30-2024 **Tested By** : Novak

EUT : Formation performance multi-rotor UAV **Model Number** : Agile Bee 3

Power Supply : BATTERY **Test Mode** : Tx mode

Memo : 11ac20 MCS0 Ant2 5280MHz

Data: 259

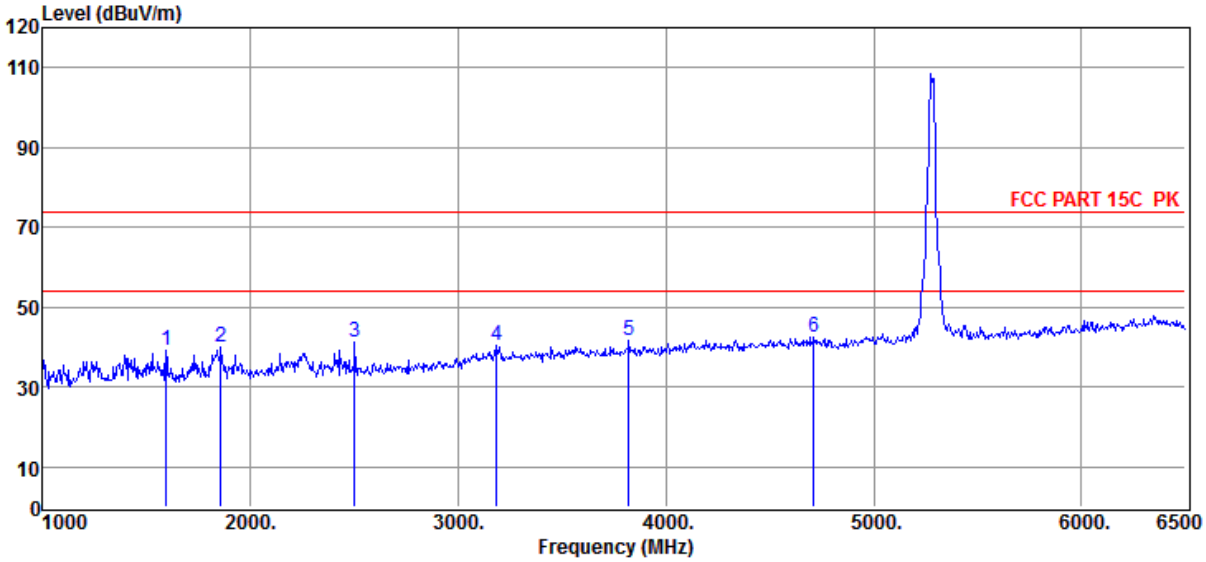

Item (Mark)	Freq. (MHz)	Read Level (dBµV)	Antenna Factor (dB/m)	Cable Loss dB	Result Level (dBµV/m)	Limit Line (dBµV/m)	Over Limit (dB)	Detector	Polarization
1	1594.00	53.47	26.19	3.09	38.97	74.00	-35.03	Peak	HORIZONTAL
2	1858.00	52.77	27.56	3.35	39.82	74.00	-34.18	Peak	HORIZONTAL
3	2501.50	52.82	28.40	3.79	41.26	74.00	-32.74	Peak	HORIZONTAL
4	3183.50	49.02	30.28	4.49	40.28	74.00	-33.72	Peak	HORIZONTAL
5	3821.50	47.97	32.00	4.83	41.61	74.00	-32.39	Peak	HORIZONTAL
6	4712.50	46.37	33.08	5.95	42.66	74.00	-31.34	Peak	HORIZONTAL

Note: 1. Result Level = Read Level + Antenna Factor + Cable loss.
2. If Peak Result complies with AV limit, AV Result is deemed to comply with AV limit.
3. Test setup: RBW: 1 MHz, VBW: 3 MHz, Sweep time: auto.
4. Margin = Result Level - Limit.

Radiated Emission Test Result

Test Site : 10m Chamber

Test Date : 11-30-2024 **Tested By** : Novak

EUT : Formation performance multi-rotor UAV **Model Number** : Agile Bee 3

Power Supply : BATTERY **Test Mode** : Tx mode

Memo : 11ac20 MCS0 Ant2 5280MHz

Data: 260

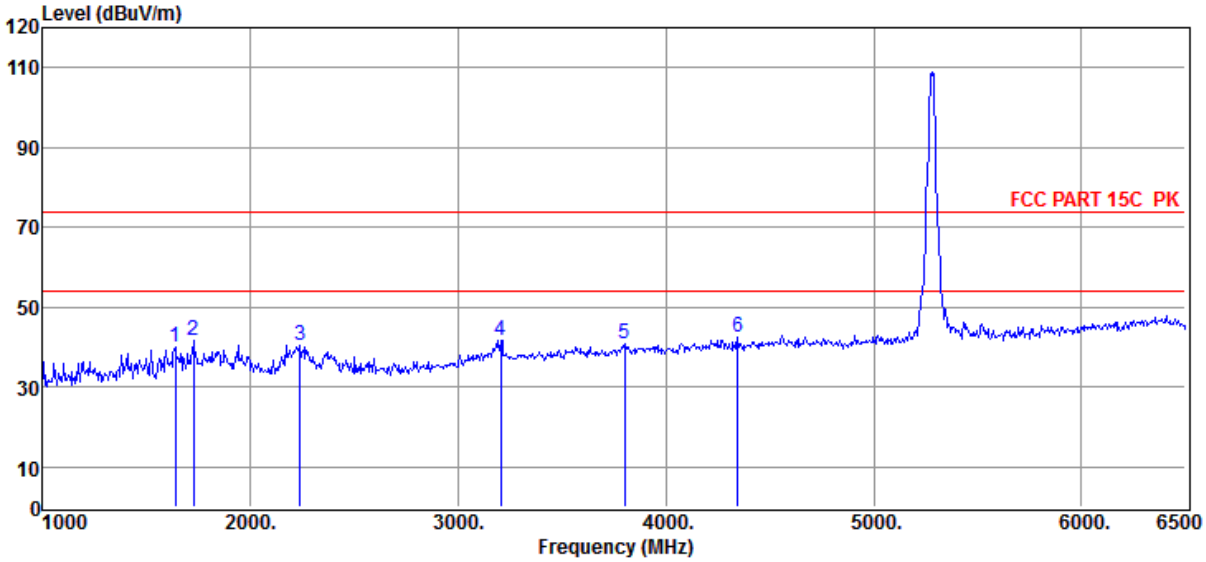

Item (Mark)	Freq. (MHz)	Read Level (dBµV)	Antenna Factor (dB/m)	Cable Loss dB	Result Level (dBµV/m)	Limit Line (dBµV/m)	Over Limit (dB)	Detector	Polarization
1	1638.00	54.28	26.42	3.17	40.08	74.00	-33.92	Peak	VERTICAL
2	1726.00	55.19	26.88	3.22	41.47	74.00	-32.53	Peak	VERTICAL
3	2237.50	52.13	28.35	3.75	40.40	74.00	-33.60	Peak	VERTICAL
4	3205.50	50.23	30.33	4.50	41.56	74.00	-32.44	Peak	VERTICAL
5	3799.50	47.13	31.94	4.85	40.72	74.00	-33.28	Peak	VERTICAL
6	4344.00	46.97	32.64	5.60	42.28	74.00	-31.72	Peak	VERTICAL

Note: 1. Result Level = Read Level + Antenna Factor + Cable loss.
2. If Peak Result complies with AV limit, AV Result is deemed to comply with AV limit.
3. Test setup: RBW: 1 MHz, VBW: 3 MHz, Sweep time: auto.
4. Margin = Result Level - Limit.

Radiated Emission Test Result

Test Site	: 10m Chamber		
Test Date	: 11-30-2024	**Tested By**	: Novak
EUT	: Formation performance multi-rotor UAV	**Model Number**	: Agile Bee 3
Power Supply	: BATTERY	**Test Mode**	: Tx mode
Memo	: 11ac20 MCS0 Ant1 5320MHz		

Data: 261

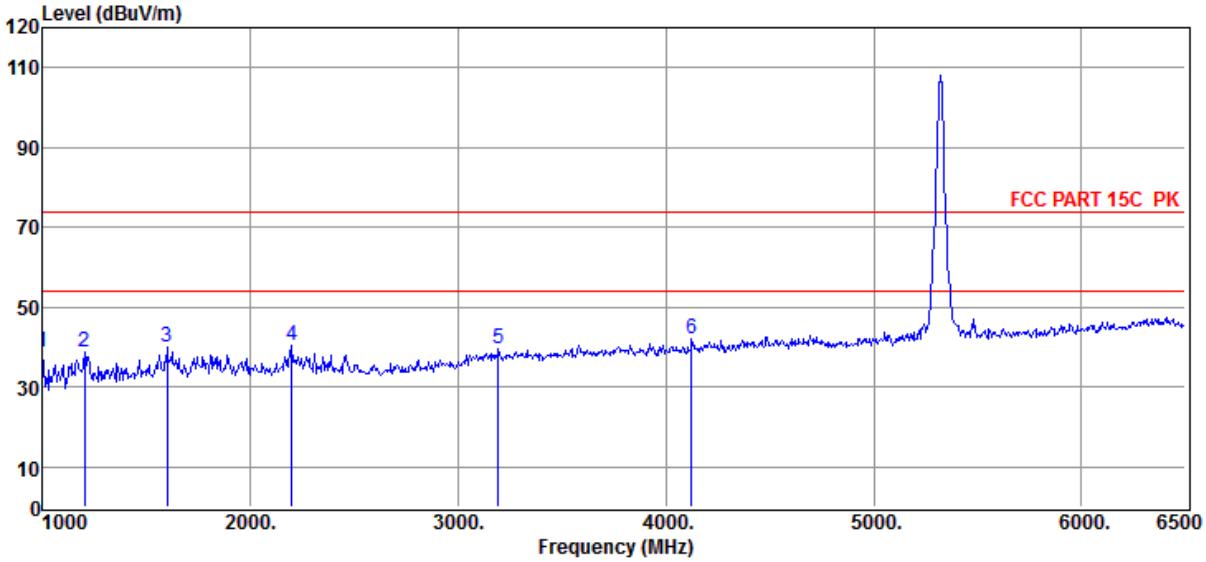

Item (Mark)	Freq. (MHz)	Read Level (dBµV)	Antenna Factor (dB/m)	Cable Loss dB	Result Level (dBµV/m)	Limit Line (dBµV/m)	Over Limit (dB)	Detector	Polarization
1	1000.00	56.06	24.00	2.49	38.95	74.00	-35.05	Peak	HORIZONTAL
2	1203.50	54.82	24.69	2.92	38.77	74.00	-35.23	Peak	HORIZONTAL
3	1599.50	54.38	26.22	3.09	39.91	74.00	-34.09	Peak	HORIZONTAL
4	2199.00	52.19	28.34	3.82	40.51	74.00	-33.49	Peak	HORIZONTAL
5	3194.50	48.19	30.31	4.49	39.49	74.00	-34.51	Peak	HORIZONTAL
6	4124.00	47.35	32.55	5.23	42.09	74.00	-31.91	Peak	HORIZONTAL

Note: 1. Result Level = Read Level + Antenna Factor + Cable loss.
2. If Peak Result complies with AV limit, AV Result is deemed to comply with AV limit.
3. Test setup: RBW: 1 MHz, VBW: 3 MHz, Sweep time: auto.
4. Margin = Result Level - Limit.

Radiated Emission Test Result

Test Site	: 10m Chamber		
Test Date	: 11-30-2024	**Tested By**	: Novak
EUT	: Formation performance multi-rotor UAV	**Model Number**	: Agile Bee 3
Power Supply	: BATTERY	**Test Mode**	: Tx mode
Memo	: 11ac20 MCS0 Ant1 5320MHz		

Data: 262

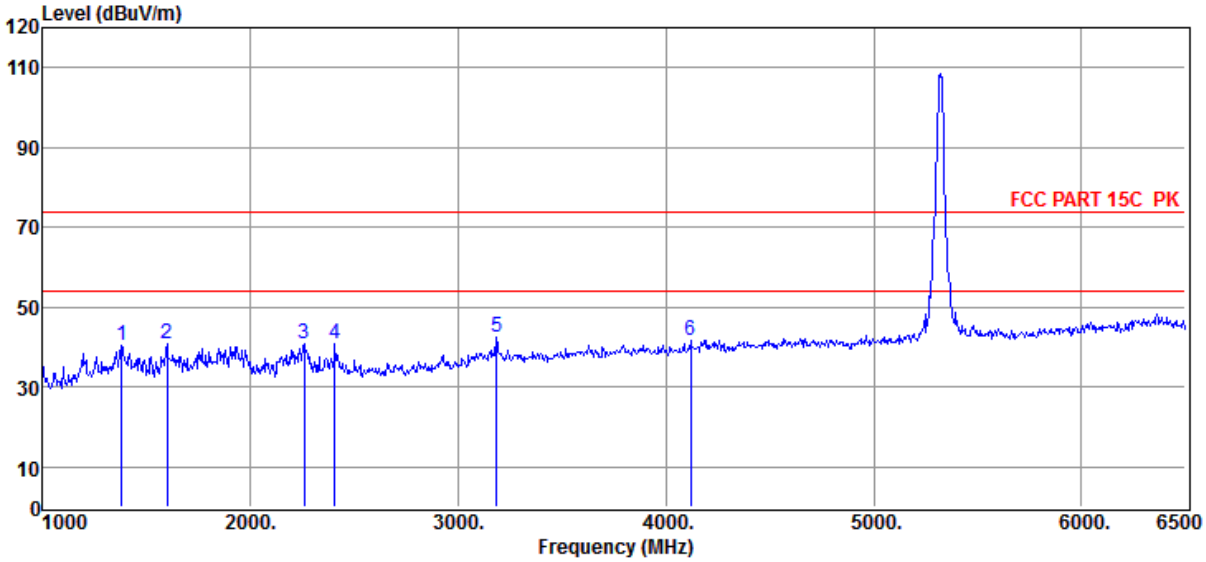

Item (Mark)	Freq. (MHz)	Read Level (dBµV)	Antenna Factor (dB/m)	Cable Loss dB	Result Level (dBµV/m)	Limit Line (dBµV/m)	Over Limit (dB)	Detector	Polarization
1	1379.50	55.58	25.29	3.08	40.24	74.00	-33.76	Peak	VERTICAL
2	1599.50	55.26	26.22	3.09	40.79	74.00	-33.21	Peak	VERTICAL
3	2259.50	52.43	28.35	3.70	40.66	74.00	-33.34	Peak	VERTICAL
4	2408.00	52.38	28.38	3.84	40.82	74.00	-33.18	Peak	VERTICAL
5	3183.50	51.14	30.28	4.49	42.40	74.00	-31.60	Peak	VERTICAL
6	4118.50	46.88	32.55	5.19	41.58	74.00	-32.42	Peak	VERTICAL

Note: 1. Result Level = Read Level + Antenna Factor + Cable loss.
2. If Peak Result complies with AV limit, AV Result is deemed to comply with AV limit.
3. Test setup: RBW: 1 MHz, VBW: 3 MHz, Sweep time: auto.
4. Margin = Result Level - Limit.

Radiated Emission Test Result

Test Site	: 10m Chamber		
Test Date	: 11-30-2024	**Tested By**	: Novak
EUT	: Formation performance multi-rotor UAV	**Model Number**	: Agile Bee 3
Power Supply	: BATTERY	**Test Mode**	: Tx mode
Memo	: 11ac20 MCS0 Ant2 5320MHz		

Data: 263

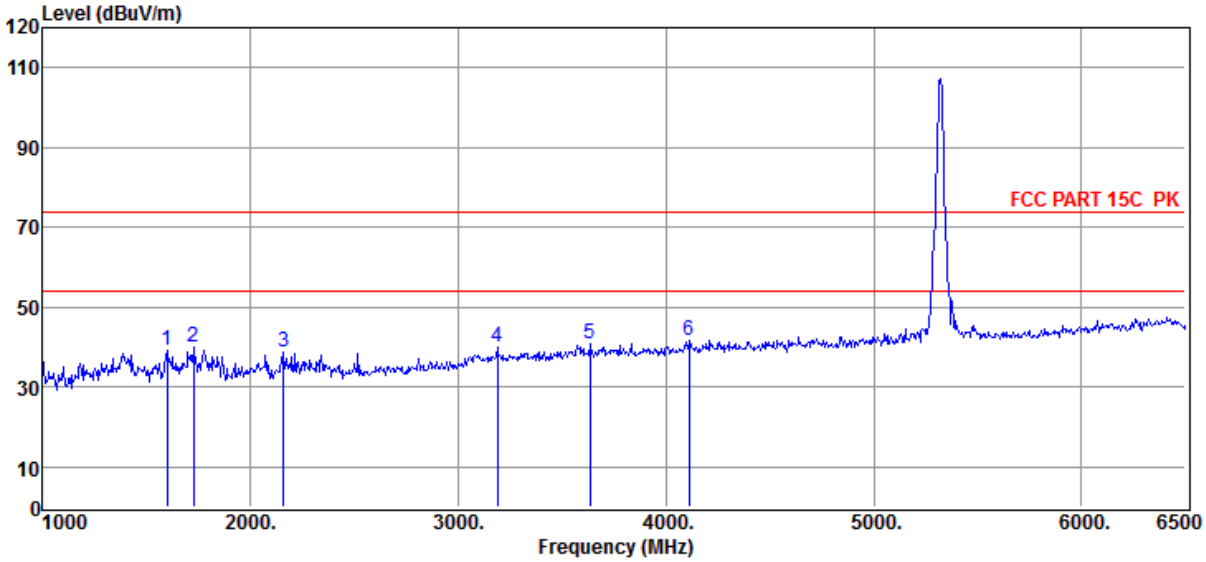

Item (Mark)	Freq. (MHz)	Read Level (dBµV)	Antenna Factor (dB/m)	Cable Loss dB	Result Level (dBµV/m)	Limit Line (dBµV/m)	Over Limit (dB)	Detector	Polarization
1	1599.50	53.74	26.22	3.09	39.27	74.00	-34.73	Peak	HORIZONTAL
2	1726.00	53.64	26.88	3.22	39.92	74.00	-34.08	Peak	HORIZONTAL
3	2160.50	50.67	28.33	3.57	38.72	74.00	-35.28	Peak	HORIZONTAL
4	3189.00	48.58	30.29	4.49	39.85	74.00	-34.15	Peak	HORIZONTAL
5	3634.50	47.93	31.48	4.83	40.96	74.00	-33.04	Peak	HORIZONTAL
6	4113.00	47.08	32.55	5.15	41.74	74.00	-32.26	Peak	HORIZONTAL

Note: 1. Result Level = Read Level + Antenna Factor + Cable loss.
2. If Peak Result complies with AV limit, AV Result is deemed to comply with AV limit.
3. Test setup: RBW: 1 MHz, VBW: 3 MHz, Sweep time: auto.
4. Margin = Result Level - Limit.

Radiated Emission Test Result

Test Site	: 10m Chamber		
Test Date	: 11-30-2024	**Tested By**	: Novak
EUT	: Formation performance multi-rotor UAV	**Model Number**	: Agile Bee 3
Power Supply	: BATTERY	**Test Mode**	: Tx mode
Memo	: 11ac20 MCS0 Ant2 5320MHz		

Data: 264

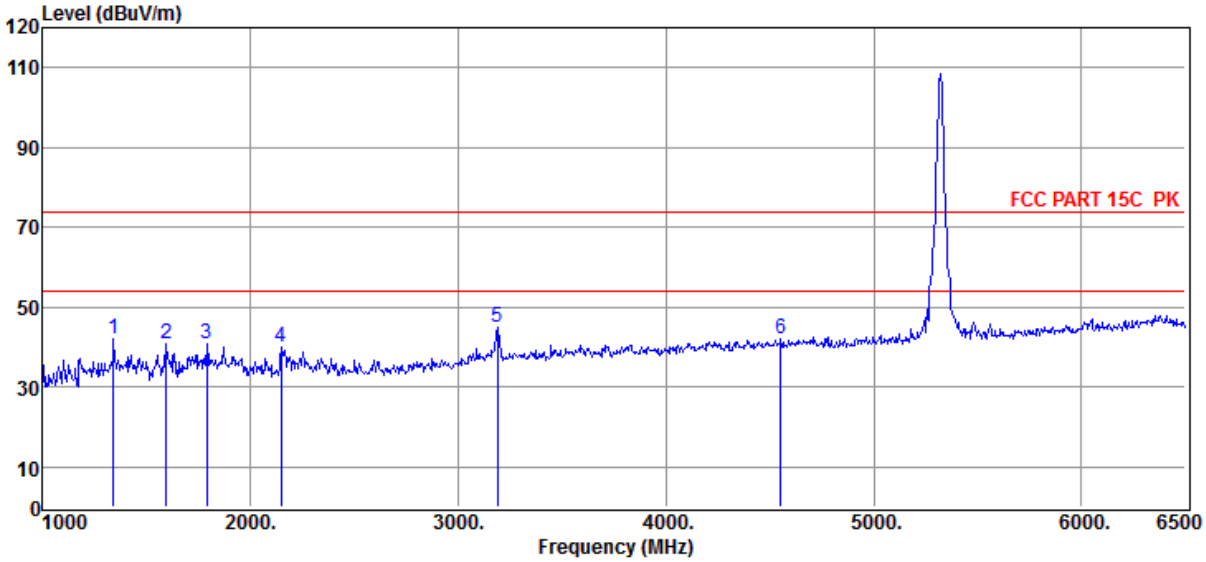

Item (Mark)	Freq. (MHz)	Read Level (dBµV)	Antenna Factor (dB/m)	Cable Loss dB	Result Level (dBµV/m)	Limit Line (dBµV/m)	Over Limit (dB)	Detector	Polarization
1	1341.00	57.63	25.16	3.15	42.24	74.00	-31.76	Peak	VERTICAL
2	1594.00	55.35	26.19	3.09	40.85	74.00	-33.15	Peak	VERTICAL
3	1792.00	54.08	27.22	3.35	40.81	74.00	-33.19	Peak	VERTICAL
4	2149.50	52.10	28.33	3.50	40.07	74.00	-33.93	Peak	VERTICAL
5	3189.00	53.52	30.29	4.49	44.79	74.00	-29.21	Peak	VERTICAL
6	4553.00	46.12	32.80	5.91	42.01	74.00	-31.99	Peak	VERTICAL

Note: 1. Result Level = Read Level + Antenna Factor + Cable loss.
2. If Peak Result complies with AV limit, AV Result is deemed to comply with AV limit.
3. Test setup: RBW: 1 MHz, VBW: 3 MHz, Sweep time: auto.
4. Margin = Result Level - Limit.

Radiated Emission Test Result

Test Site	: 10m Chamber		
Test Date	: 11-30-2024	**Tested By**	: Novak
EUT	: Formation performance multi-rotor UAV	**Model Number**	: Agile Bee 3
Power Supply	: BATTERY	**Test Mode**	: Tx mode
Memo	: 11ac20 MCS0 Ant1 5500MHz		

Data: 265

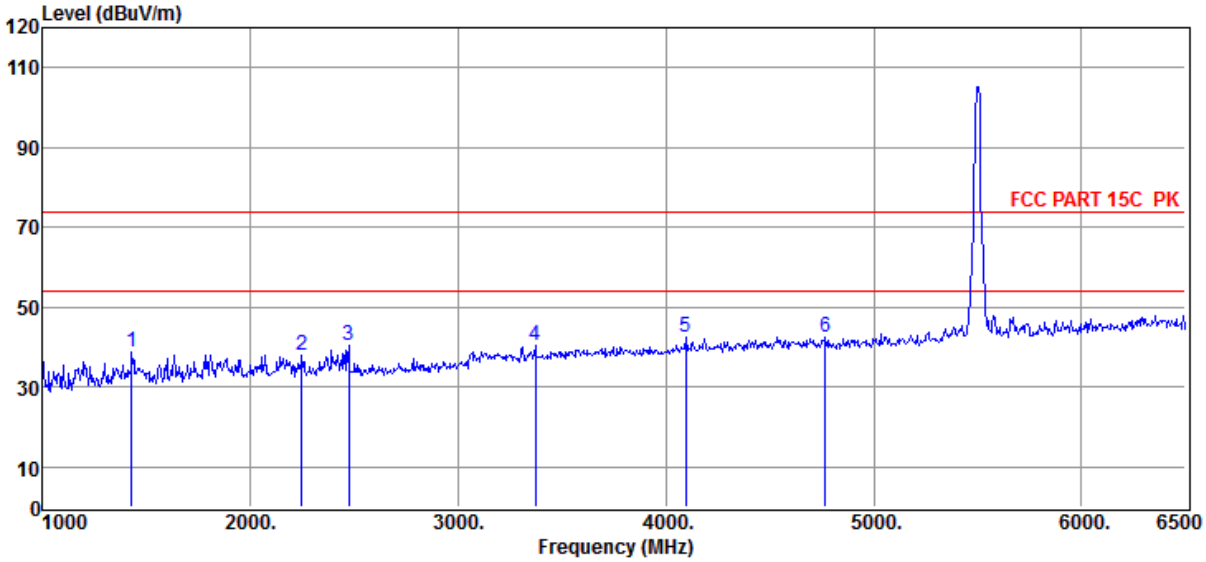

Item (Mark)	Freq. (MHz)	Read Level (dBµV)	Antenna Factor (dB/m)	Cable Loss dB	Result Level (dBµV/m)	Limit Line (dBµV/m)	Over Limit (dB)	Detector	Polarization
1	1429.00	54.09	25.46	3.02	38.84	74.00	-35.16	Peak	HORIZONTAL
2	2248.50	49.76	28.35	3.72	38.00	74.00	-36.00	Peak	HORIZONTAL
3	2474.00	52.00	28.39	3.80	40.43	74.00	-33.57	Peak	HORIZONTAL
4	3370.50	48.24	30.76	4.64	40.23	74.00	-33.77	Peak	HORIZONTAL
5	4096.50	47.92	32.54	5.05	42.46	74.00	-31.54	Peak	HORIZONTAL
6	4767.50	46.34	33.18	5.67	42.47	74.00	-31.53	Peak	HORIZONTAL

Note: 1. Result Level = Read Level + Antenna Factor + Cable loss.
2. If Peak Result complies with AV limit, AV Result is deemed to comply with AV limit.
3. Test setup: RBW: 1 MHz, VBW: 3 MHz, Sweep time: auto.
4. Margin = Result Level - Limit.

Radiated Emission Test Result

Test Site	: 10m Chamber		
Test Date	: 11-30-2024	**Tested By**	: Novak
EUT	: Formation performance multi-rotor UAV	**Model Number**	: Agile Bee 3
Power Supply	: BATTERY	**Test Mode**	: Tx mode
Memo	: 11ac20 MCS0 Ant1 5500MHz		

Data: 266

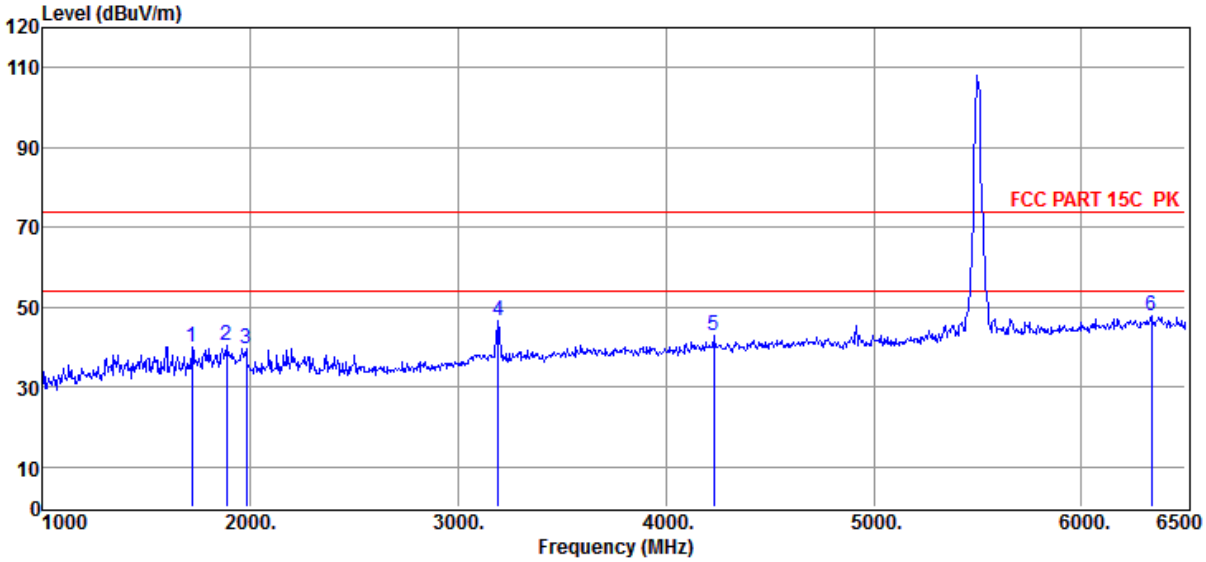

Item (Mark)	Freq. (MHz)	Read Level (dBµV)	Antenna Factor (dB/m)	Cable Loss dB	Result Level (dBµV/m)	Limit Line (dBµV/m)	Over Limit (dB)	Detector	Polarization
1	1720.50	53.93	26.85	3.21	40.17	74.00	-33.83	Peak	VERTICAL
2	1885.50	53.30	27.70	3.33	40.46	74.00	-33.54	Peak	VERTICAL
3	1979.00	51.79	28.19	3.55	39.64	74.00	-34.36	Peak	VERTICAL
4	3194.50	55.44	30.31	4.49	46.74	74.00	-27.26	Peak	VERTICAL
5	4228.50	47.48	32.59	5.65	42.73	74.00	-31.27	Peak	VERTICAL
6	6335.00	46.07	36.50	7.80	47.90	74.00	-26.10	Peak	VERTICAL

Note: 1. Result Level = Read Level + Antenna Factor + Cable loss.
2. If Peak Result complies with AV limit, AV Result is deemed to comply with AV limit.
3. Test setup: RBW: 1 MHz, VBW: 3 MHz, Sweep time: auto.
4. Margin = Result Level - Limit.

Radiated Emission Test Result

Test Site	: 10m Chamber		
Test Date	: 11-30-2024	**Tested By**	: Novak
EUT	: Formation performance multi-rotor UAV	**Model Number**	: Agile Bee 3
Power Supply	: BATTERY	**Test Mode**	: Tx mode
Memo	: 11ac20 MCS0 Ant2 5500MHz		

Data: 267

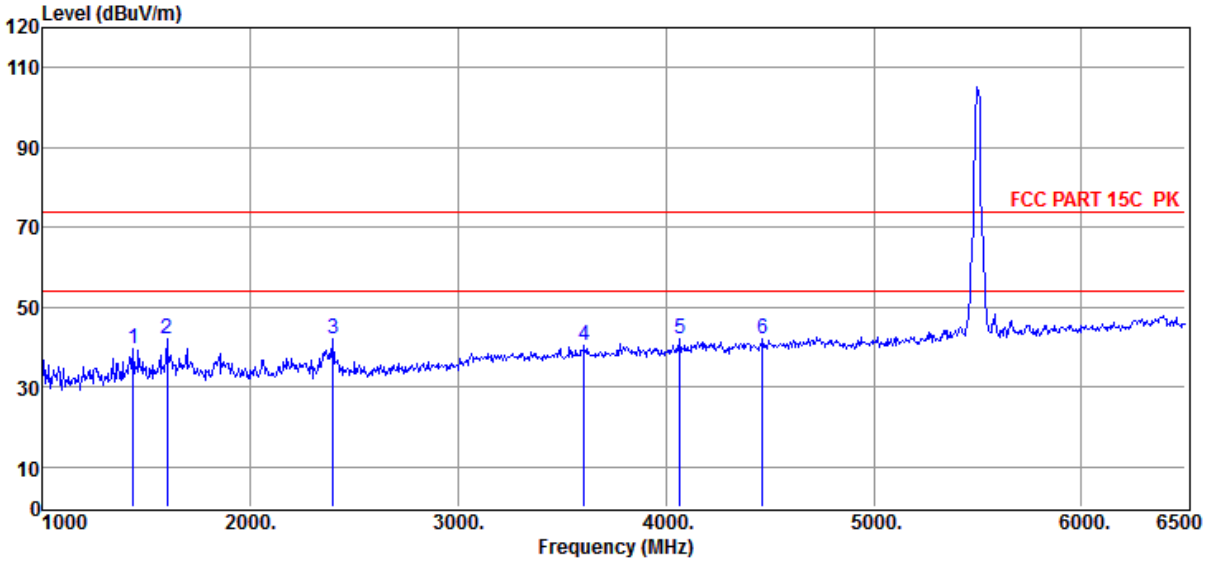

Item (Mark)	Freq. (MHz)	Read Level (dBµV)	Antenna Factor (dB/m)	Cable Loss dB	Result Level (dBµV/m)	Limit Line (dBµV/m)	Over Limit (dB)	Detector	Polarization
1	1434.50	54.62	25.48	3.02	39.39	74.00	-34.61	Peak	HORIZONTAL
2	1599.50	56.45	26.22	3.09	41.98	74.00	-32.02	Peak	HORIZONTAL
3	2397.00	53.75	28.38	3.86	42.21	74.00	-31.79	Peak	HORIZONTAL
4	3607.00	47.25	31.40	4.96	40.31	74.00	-33.69	Peak	HORIZONTAL
5	4069.00	47.49	32.53	5.01	41.96	74.00	-32.04	Peak	HORIZONTAL
6	4465.00	46.35	32.69	6.00	42.17	74.00	-31.83	Peak	HORIZONTAL

Note: 1. Result Level = Read Level + Antenna Factor + Cable loss.
2. If Peak Result complies with AV limit, AV Result is deemed to comply with AV limit.
3. Test setup: RBW: 1 MHz, VBW: 3 MHz, Sweep time: auto.
4. Margin = Result Level - Limit.

Radiated Emission Test Result

Test Site	: 10m Chamber		
Test Date	: 11-30-2024	**Tested By**	: Novak
EUT	: Formation performance multi-rotor UAV	**Model Number**	: Agile Bee 3
Power Supply	: BATTERY	**Test Mode**	: Tx mode
Memo	: 11ac20 MCS0 Ant2 5500MHz		

Data: 268

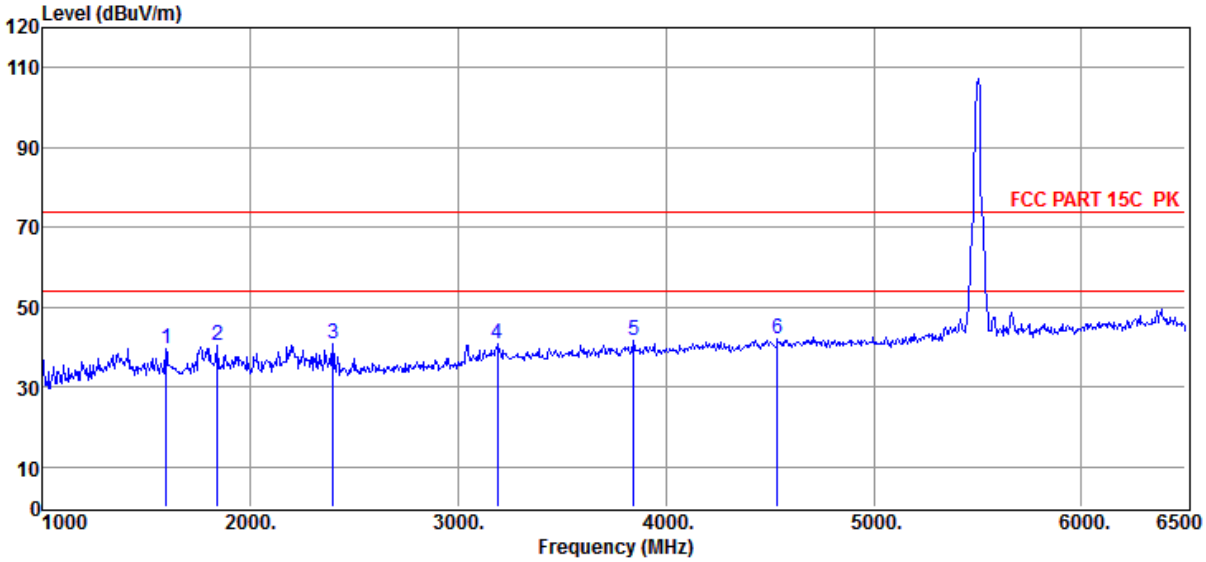

Item (Mark)	Freq. (MHz)	Read Level (dBµV)	Antenna Factor (dB/m)	Cable Loss dB	Result Level (dBµV/m)	Limit Line (dBµV/m)	Over Limit (dB)	Detector	Polarization
1	1594.00	54.00	26.19	3.09	39.50	74.00	-34.50	Peak	VERTICAL
2	1841.50	53.25	27.48	3.36	40.24	74.00	-33.76	Peak	VERTICAL
3	2397.00	52.56	28.38	3.86	41.02	74.00	-32.98	Peak	VERTICAL
4	3189.00	49.72	30.29	4.49	40.99	74.00	-33.01	Peak	VERTICAL
5	3843.50	47.74	32.06	4.82	41.44	74.00	-32.56	Peak	VERTICAL
6	4536.50	46.30	32.77	5.96	42.20	74.00	-31.80	Peak	VERTICAL

Note: 1. Result Level = Read Level + Antenna Factor + Cable loss.
2. If Peak Result complies with AV limit, AV Result is deemed to comply with AV limit.
3. Test setup: RBW: 1 MHz, VBW: 3 MHz, Sweep time: auto.
4. Margin = Result Level - Limit.

Radiated Emission Test Result

Test Site	: 10m Chamber		
Test Date	: 11-30-2024	**Tested By**	: Novak
EUT	: Formation performance multi-rotor UAV	**Model Number**	: Agile Bee 3
Power Supply	: BATTERY	**Test Mode**	: Tx mode
Memo	: 11ac20 MCS0 Ant1 5600MHz		

Data: 269

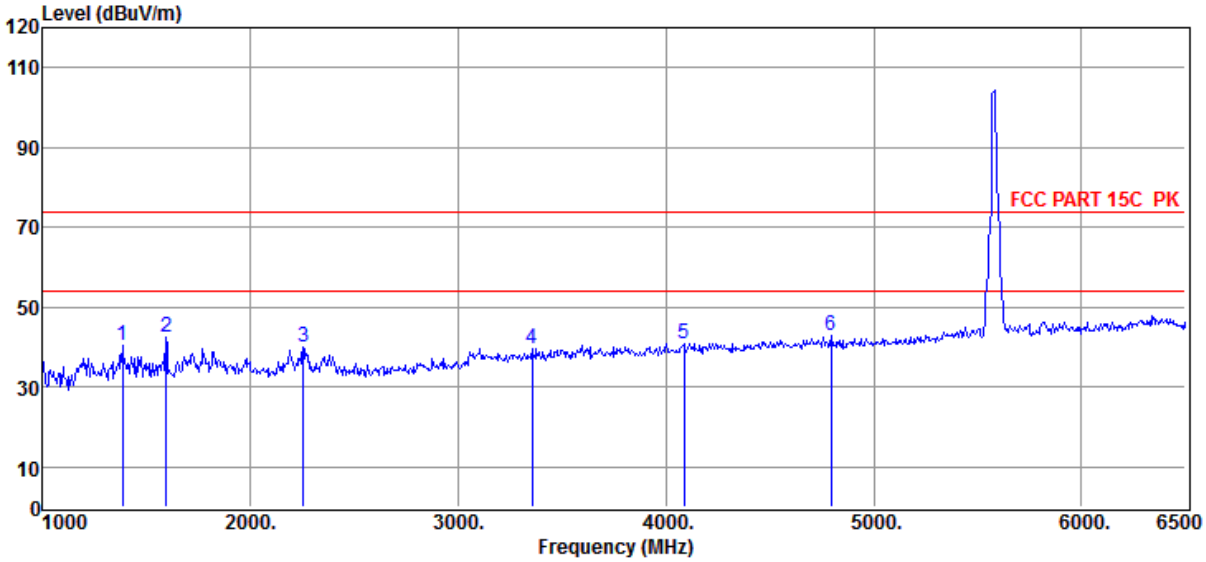

Item (Mark)	Freq. (MHz)	Read Level (dBµV)	Antenna Factor (dB/m)	Cable Loss dB	Result Level (dBµV/m)	Limit Line (dBµV/m)	Over Limit (dB)	Detector	Polarization
1	1385.00	55.90	25.31	3.06	40.55	74.00	-33.45	Peak	HORIZONTAL
2	1594.00	57.07	26.19	3.09	42.57	74.00	-31.43	Peak	HORIZONTAL
3	2254.00	51.61	28.35	3.71	39.85	74.00	-34.15	Peak	HORIZONTAL
4	3354.00	47.72	30.72	4.64	39.66	74.00	-34.34	Peak	HORIZONTAL
5	4085.50	46.51	32.53	5.04	41.02	74.00	-32.98	Peak	HORIZONTAL
6	4795.00	46.65	33.23	5.53	42.71	74.00	-31.29	Peak	HORIZONTAL

Note: 1. Result Level = Read Level + Antenna Factor + Cable loss.
2. If Peak Result complies with AV limit, AV Result is deemed to comply with AV limit.
3. Test setup: RBW: 1 MHz, VBW: 3 MHz, Sweep time: auto.
4. Margin = Result Level - Limit.

Radiated Emission Test Result

Test Site	: 10m Chamber		
Test Date	: 11-30-2024	**Tested By**	: Novak
EUT	: Formation performance multi-rotor UAV	**Model Number**	: Agile Bee 3
Power Supply	: BATTERY	**Test Mode**	: Tx mode
Memo	: 11ac20 MCS0 Ant1 5600MHz		

Data: 270

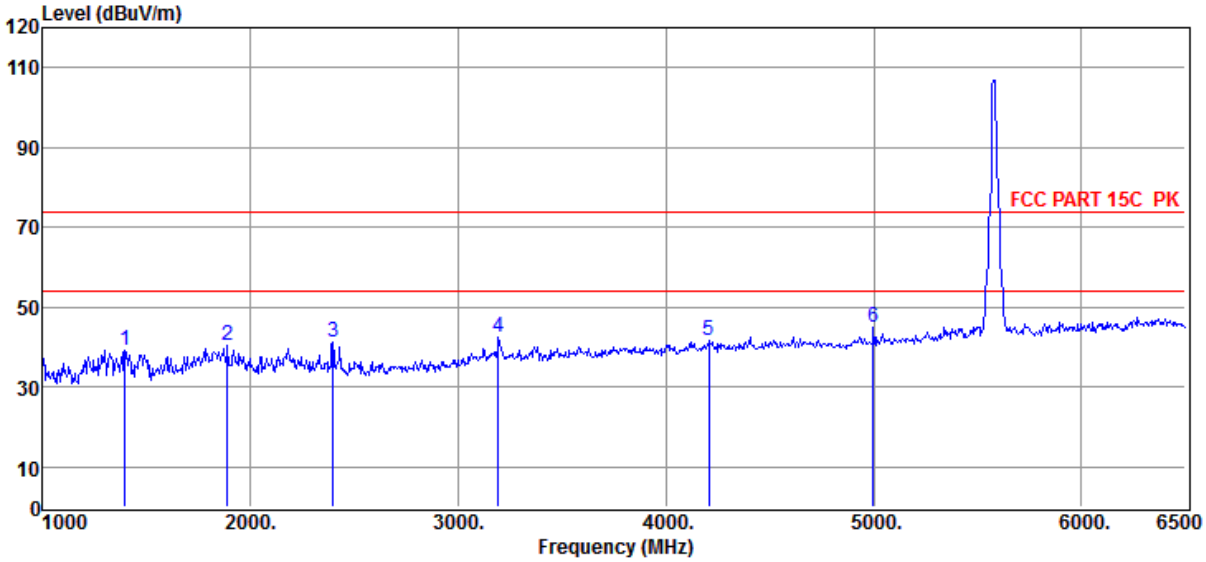

Item (Mark)	Freq. (MHz)	Read Level (dBµV)	Antenna Factor (dB/m)	Cable Loss dB	Result Level (dBµV/m)	Limit Line (dBµV/m)	Over Limit (dB)	Detector	Polarization
1	1396.00	54.68	25.35	3.02	39.33	74.00	-34.67	Peak	VERTICAL
2	1891.00	53.30	27.73	3.33	40.49	74.00	-33.51	Peak	VERTICAL
3	2397.00	52.78	28.38	3.86	41.24	74.00	-32.76	Peak	VERTICAL
4	3194.50	51.33	30.31	4.49	42.63	74.00	-31.37	Peak	VERTICAL
5	4206.50	46.38	32.58	5.73	41.69	74.00	-32.31	Peak	VERTICAL
6	4998.50	48.03	33.60	6.06	45.09	74.00	-28.91	Peak	VERTICAL

Note: 1. Result Level = Read Level + Antenna Factor + Cable loss.
2. If Peak Result complies with AV limit, AV Result is deemed to comply with AV limit.
3. Test setup: RBW: 1 MHz, VBW: 3 MHz, Sweep time: auto.
4. Margin = Result Level - Limit.

Radiated Emission Test Result

Test Site	: 10m Chamber		
Test Date	: 11-30-2024	**Tested By**	: Novak
EUT	: Formation performance multi-rotor UAV	**Model Number**	: Agile Bee 3
Power Supply	: BATTERY	**Test Mode**	: Tx mode
Memo	: 11ac20 MCS0 Ant2 5600MHz		

Data: 271

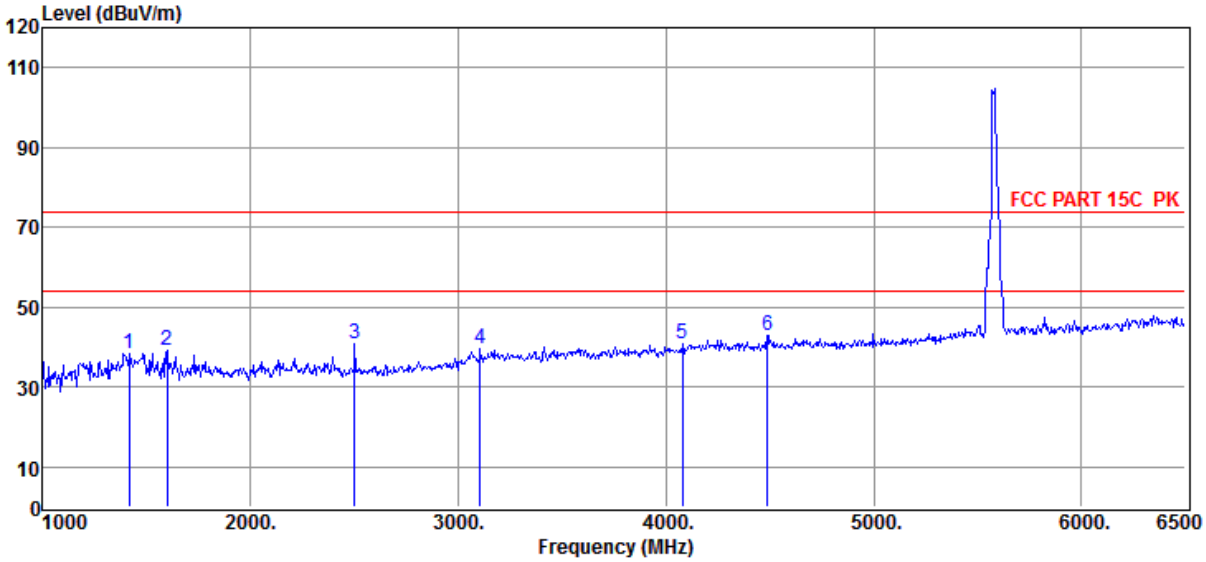

Item (Mark)	Freq. (MHz)	Read Level (dBµV)	Antenna Factor (dB/m)	Cable Loss dB	Result Level (dBµV/m)	Limit Line (dBµV/m)	Over Limit (dB)	Detector	Polarization
1	1418.00	53.59	25.42	3.02	38.30	74.00	-35.70	Peak	HORIZONTAL
2	1599.50	53.46	26.22	3.09	38.99	74.00	-35.01	Peak	HORIZONTAL
3	2501.50	52.35	28.40	3.79	40.79	74.00	-33.21	Peak	HORIZONTAL
4	3106.50	48.36	30.08	4.51	39.40	74.00	-34.60	Peak	HORIZONTAL
5	4080.00	46.17	32.53	5.03	40.67	74.00	-33.33	Peak	HORIZONTAL
6	4487.00	46.90	32.69	6.04	42.77	74.00	-31.23	Peak	HORIZONTAL

Note: 1. Result Level = Read Level + Antenna Factor + Cable loss.
2. If Peak Result complies with AV limit, AV Result is deemed to comply with AV limit.
3. Test setup: RBW: 1 MHz, VBW: 3 MHz, Sweep time: auto.
4. Margin = Result Level - Limit.

Radiated Emission Test Result

Test Site	: 10m Chamber		
Test Date	: 11-30-2024	**Tested By**	: Novak
EUT	: Formation performance multi-rotor UAV	**Model Number**	: Agile Bee 3
Power Supply	: BATTERY	**Test Mode**	: Tx mode
Memo	: 11ac20 MCS0 Ant2 5600MHz		

Data: 272

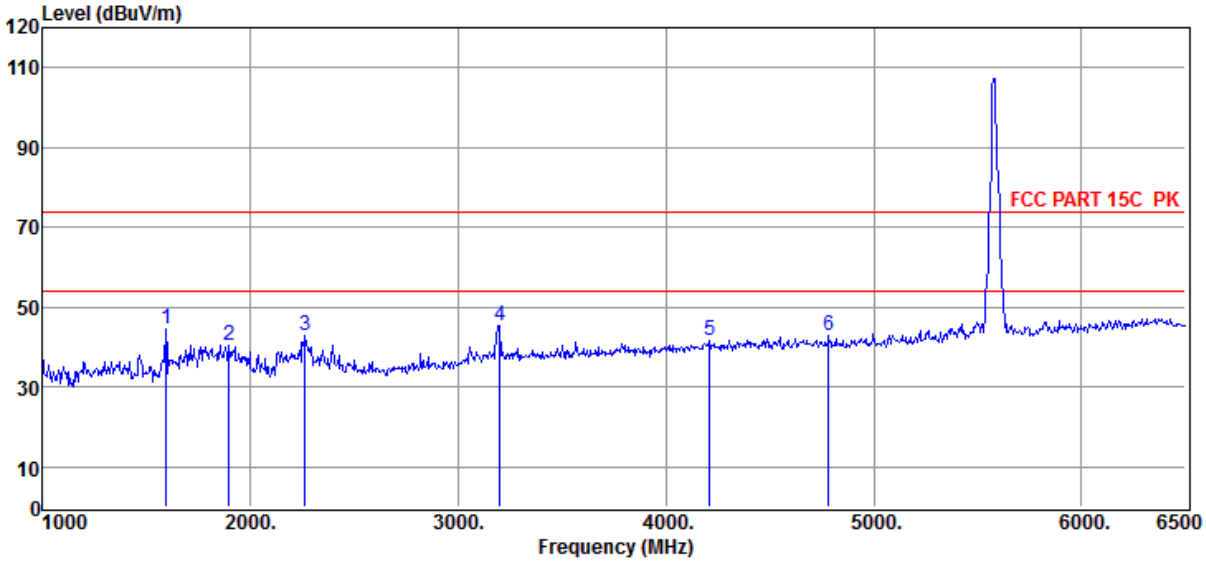

Item (Mark)	Freq. (MHz)	Read Level (dBµV)	Antenna Factor (dB/m)	Cable Loss dB	Result Level (dBµV/m)	Limit Line (dBµV/m)	Over Limit (dB)	Detector	Polarization
1	1594.00	59.18	26.19	3.09	44.68	74.00	-29.32	Peak	VERTICAL
2	1896.50	53.27	27.76	3.32	40.48	74.00	-33.52	Peak	VERTICAL
3	2265.00	54.62	28.35	3.69	42.84	74.00	-31.16	Peak	VERTICAL
4	3200.00	54.18	30.32	4.49	45.49	74.00	-28.51	Peak	VERTICAL
5	4212.00	46.51	32.58	5.71	41.81	74.00	-32.19	Peak	VERTICAL
6	4784.00	46.91	33.21	5.58	42.99	74.00	-31.01	Peak	VERTICAL

Note: 1. Result Level = Read Level + Antenna Factor + Cable loss.
2. If Peak Result complies with AV limit, AV Result is deemed to comply with AV limit.
3. Test setup: RBW: 1 MHz, VBW: 3 MHz, Sweep time: auto.
4. Margin = Result Level - Limit.

Radiated Emission Test Result

Test Site	: 10m Chamber		
Test Date	: 11-30-2024	**Tested By**	: Novak
EUT	: Formation performance multi-rotor UAV	**Model Number**	: Agile Bee 3
Power Supply	: BATTERY	**Test Mode**	: Tx mode
Memo	: 11ac20 MCS0 Ant1 5700MHz		

Data: 273

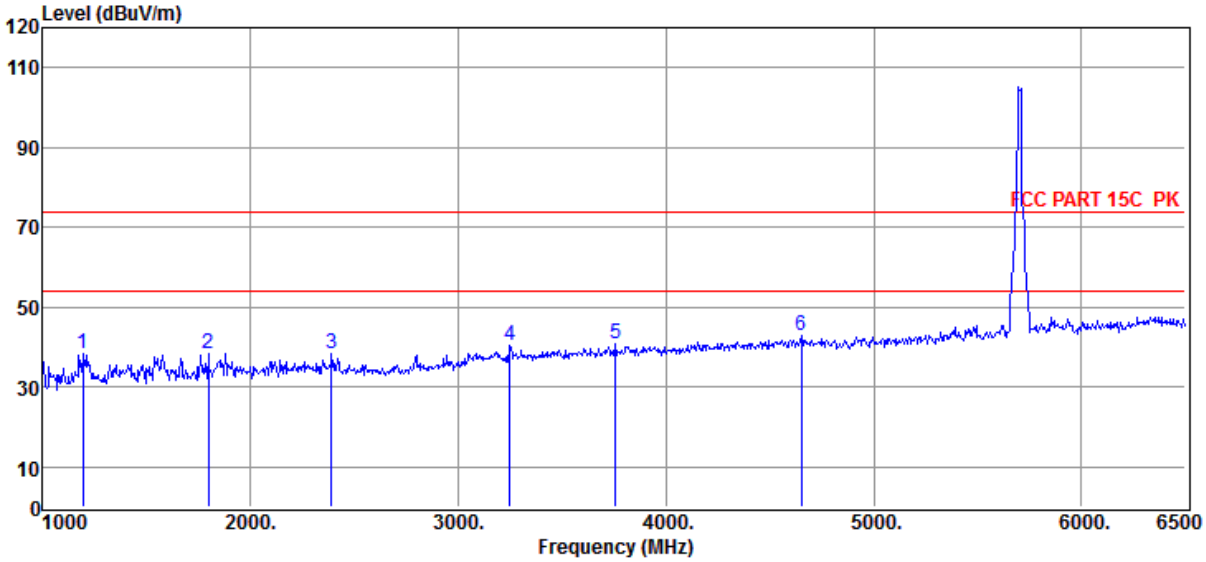

Item (Mark)	Freq. (MHz)	Read Level (dBµV)	Antenna Factor (dB/m)	Cable Loss dB	Result Level (dBµV/m)	Limit Line (dBµV/m)	Over Limit (dB)	Detector	Polarization
1	1192.50	54.41	24.65	2.86	38.26	74.00	-35.74	Peak	HORIZONTAL
2	1797.50	51.66	27.25	3.36	38.43	74.00	-35.57	Peak	HORIZONTAL
3	2391.50	50.06	28.38	3.87	38.53	74.00	-35.47	Peak	HORIZONTAL
4	3249.50	49.07	30.45	4.55	40.59	74.00	-33.41	Peak	HORIZONTAL
5	3755.50	47.31	31.82	4.71	40.62	74.00	-33.38	Peak	HORIZONTAL
6	4652.00	46.61	32.97	5.90	42.71	74.00	-31.29	Peak	HORIZONTAL

Note: 1. Result Level = Read Level + Antenna Factor + Cable loss.
2. If Peak Result complies with AV limit, AV Result is deemed to comply with AV limit.
3. Test setup: RBW: 1 MHz, VBW: 3 MHz, Sweep time: auto.
4. Margin = Result Level - Limit.

Radiated Emission Test Result

Test Site	: 10m Chamber		
Test Date	: 11-30-2024	**Tested By**	: Novak
EUT	: Formation performance multi-rotor UAV	**Model Number**	: Agile Bee 3
Power Supply	: BATTERY	**Test Mode**	: Tx mode
Memo	: 11ac20 MCS0 Ant1 5700MHz		

Data: 274

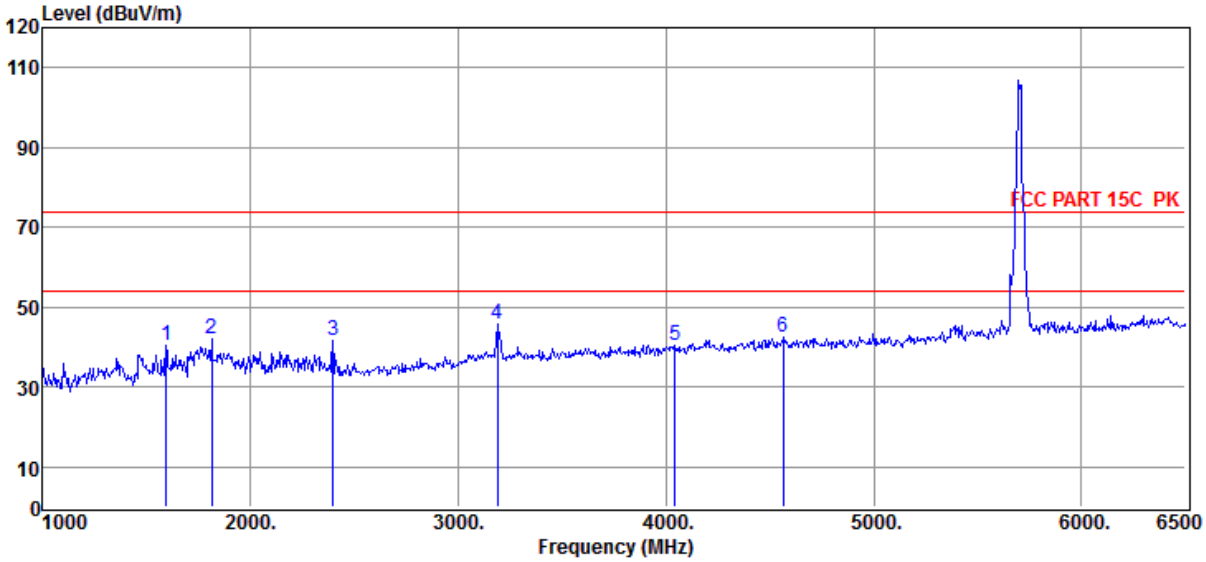

Item (Mark)	Freq. (MHz)	Read Level (dBµV)	Antenna Factor (dB/m)	Cable Loss dB	Result Level (dBµV/m)	Limit Line (dBµV/m)	Over Limit (dB)	Detector	Polarization
1	1594.00	54.89	26.19	3.09	40.39	74.00	-33.61	Peak	VERTICAL
2	1814.00	55.20	27.33	3.37	42.06	74.00	-31.94	Peak	VERTICAL
3	2397.00	53.32	28.38	3.86	41.78	74.00	-32.22	Peak	VERTICAL
4	3189.00	54.71	30.29	4.49	45.98	74.00	-28.02	Peak	VERTICAL
5	4041.50	46.06	32.52	4.96	40.46	74.00	-33.54	Peak	VERTICAL
6	4564.00	46.72	32.82	5.88	42.60	74.00	-31.40	Peak	VERTICAL

Note: 1. Result Level = Read Level + Antenna Factor + Cable loss.
2. If Peak Result complies with AV limit, AV Result is deemed to comply with AV limit.
3. Test setup: RBW: 1 MHz, VBW: 3 MHz, Sweep time: auto.
4. Margin = Result Level - Limit.

Radiated Emission Test Result

Test Site	: 10m Chamber		
Test Date	: 11-30-2024	**Tested By**	: Novak
EUT	: Formation performance multi-rotor UAV	**Model Number**	: Agile Bee 3
Power Supply	: BATTERY	**Test Mode**	: Tx mode
Memo	: 11ac20 MCS0 Ant2 5700MHz		

Data: 275

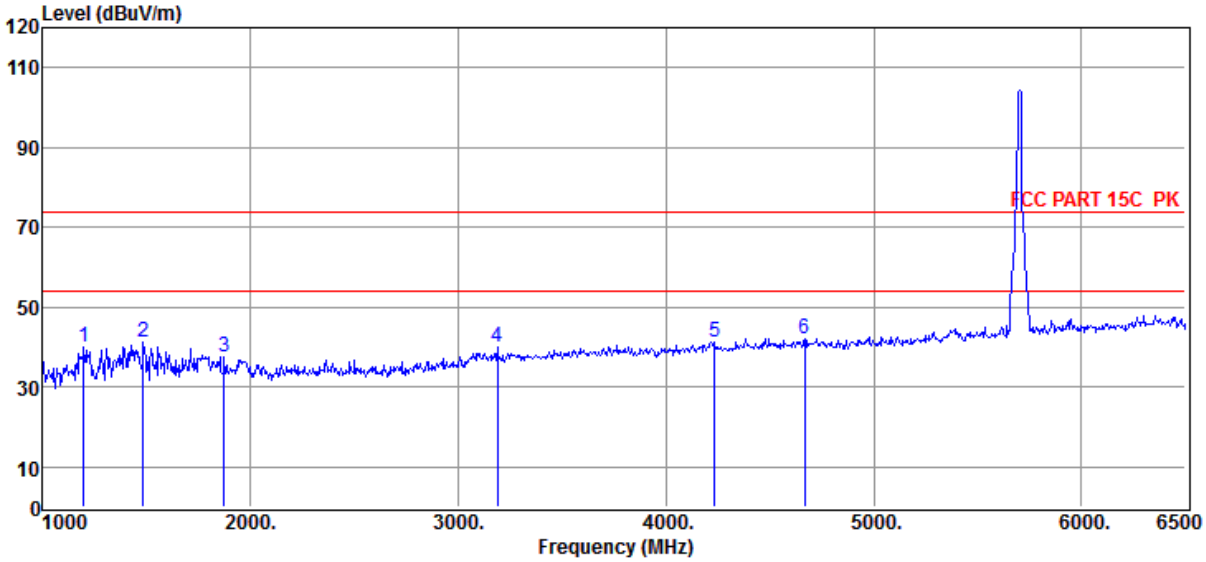

Item (Mark)	Freq. (MHz)	Read Level (dBµV)	Antenna Factor (dB/m)	Cable Loss dB	Result Level (dBµV/m)	Limit Line (dBµV/m)	Over Limit (dB)	Detector	Polarization
1	1198.00	55.98	24.67	2.90	39.89	74.00	-34.11	Peak	HORIZONTAL
2	1484.00	56.00	25.65	3.18	41.08	74.00	-32.92	Peak	HORIZONTAL
3	1874.50	50.47	27.65	3.34	37.60	74.00	-36.40	Peak	HORIZONTAL
4	3189.00	48.68	30.29	4.49	39.95	74.00	-34.05	Peak	HORIZONTAL
5	4234.00	45.93	32.59	5.63	41.17	74.00	-32.83	Peak	HORIZONTAL
6	4668.50	46.04	33.00	5.94	42.21	74.00	-31.79	Peak	HORIZONTAL

Note: 1. Result Level = Read Level + Antenna Factor + Cable loss.
2. If Peak Result complies with AV limit, AV Result is deemed to comply with AV limit.
3. Test setup: RBW: 1 MHz, VBW: 3 MHz, Sweep time: auto.
4. Margin = Result Level - Limit.

Radiated Emission Test Result

Test Site	: 10m Chamber		
Test Date	: 11-30-2024	**Tested By**	: Novak
EUT	: Formation performance multi-rotor UAV	**Model Number**	: Agile Bee 3
Power Supply	: BATTERY	**Test Mode**	: Tx mode
Memo	: 11ac20 MCS0 Ant2 5700MHz		

Data: 276

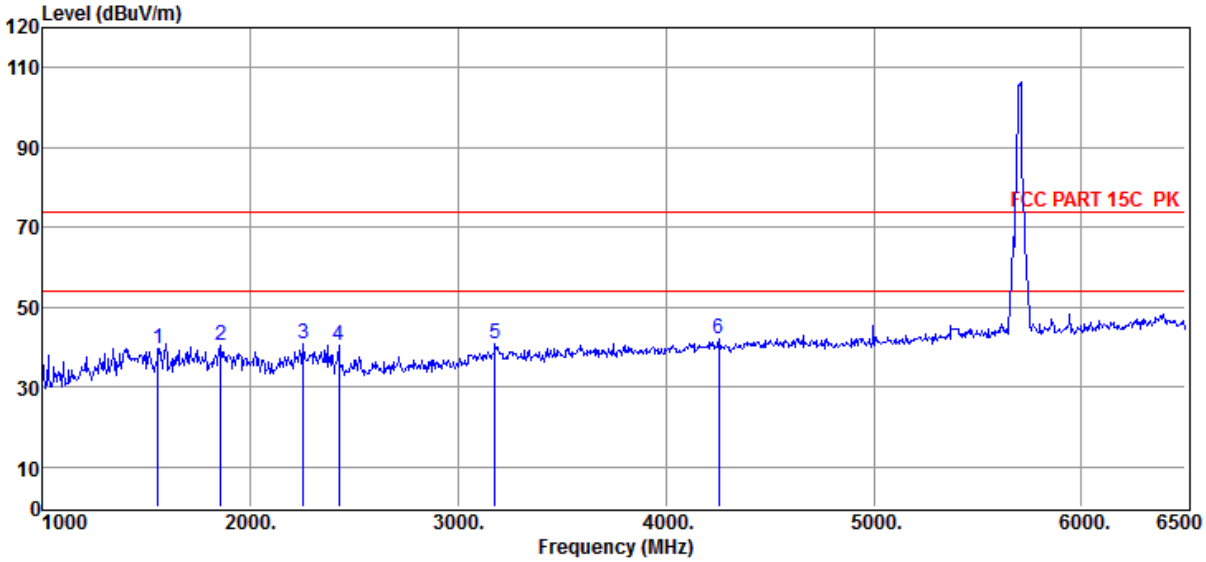

Item (Mark)	Freq. (MHz)	Read Level (dBµV)	Antenna Factor (dB/m)	Cable Loss dB	Result Level (dBµV/m)	Limit Line (dBµV/m)	Over Limit (dB)	Detector	Polarization
1	1555.50	54.29	25.99	3.06	39.57	74.00	-34.43	Peak	VERTICAL
2	1858.00	53.18	27.56	3.35	40.23	74.00	-33.77	Peak	VERTICAL
3	2254.00	52.45	28.35	3.71	40.69	74.00	-33.31	Peak	VERTICAL
4	2424.50	52.03	28.38	3.83	40.47	74.00	-33.53	Peak	VERTICAL
5	3178.00	49.71	30.26	4.49	40.95	74.00	-33.05	Peak	VERTICAL
6	4256.00	46.74	32.60	5.54	41.91	74.00	-32.09	Peak	VERTICAL

Note: 1. Result Level = Read Level + Antenna Factor + Cable loss.
2. If Peak Result complies with AV limit, AV Result is deemed to comply with AV limit.
3. Test setup: RBW: 1 MHz, VBW: 3 MHz, Sweep time: auto.
4. Margin = Result Level - Limit.

Radiated Emission Test Result

Test Site	: 10m Chamber		
Test Date	: 11-30-2024	**Tested By**	: Novak
EUT	: Formation performance multi-rotor UAV	**Model Number**	: Agile Bee 3
Power Supply	: BATTERY	**Test Mode**	: Tx mode
Memo	: 11ac20 MCS0 Ant1 5745MHz		

Data: 277

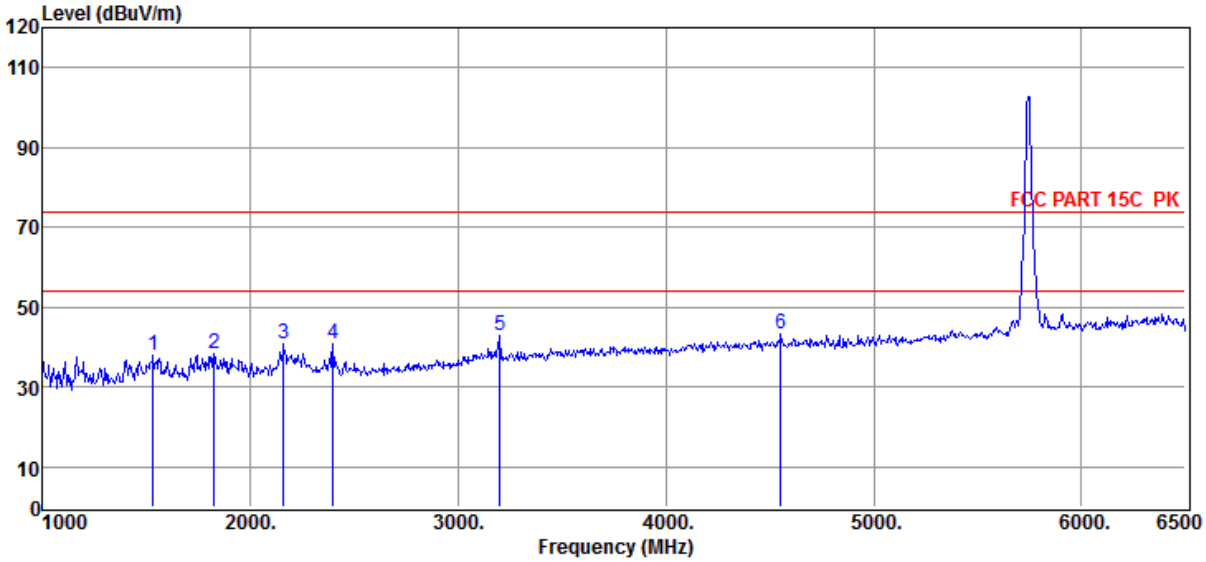

Item (Mark)	Freq. (MHz)	Read Level (dBµV)	Antenna Factor (dB/m)	Cable Loss dB	Result Level (dBµV/m)	Limit Line (dBµV/m)	Over Limit (dB)	Detector	Polarization
1	1533.50	52.86	25.87	3.12	38.09	74.00	-35.91	Peak	HORIZONTAL
2	1825.00	51.46	27.39	3.36	38.36	74.00	-35.64	Peak	HORIZONTAL
3	2160.50	52.57	28.33	3.57	40.62	74.00	-33.38	Peak	HORIZONTAL
4	2397.00	52.29	28.38	3.86	40.75	74.00	-33.25	Peak	HORIZONTAL
5	3200.00	51.70	30.32	4.49	43.01	74.00	-30.99	Peak	HORIZONTAL
6	4553.00	47.31	32.80	5.91	43.20	74.00	-30.80	Peak	HORIZONTAL

Note: 1. Result Level = Read Level + Antenna Factor + Cable loss.
2. If Peak Result complies with AV limit, AV Result is deemed to comply with AV limit.
3. Test setup: RBW: 1 MHz, VBW: 3 MHz, Sweep time: auto.
4. Margin = Result Level - Limit.

Radiated Emission Test Result

Test Site	: 10m Chamber		
Test Date	: 11-30-2024	**Tested By**	: Novak
EUT	: Formation performance multi-rotor UAV	**Model Number**	: Agile Bee 3
Power Supply	: BATTERY	**Test Mode**	: Tx mode
Memo	: 11ac20 MCS0 Ant1 5745MHz		

Data: 278

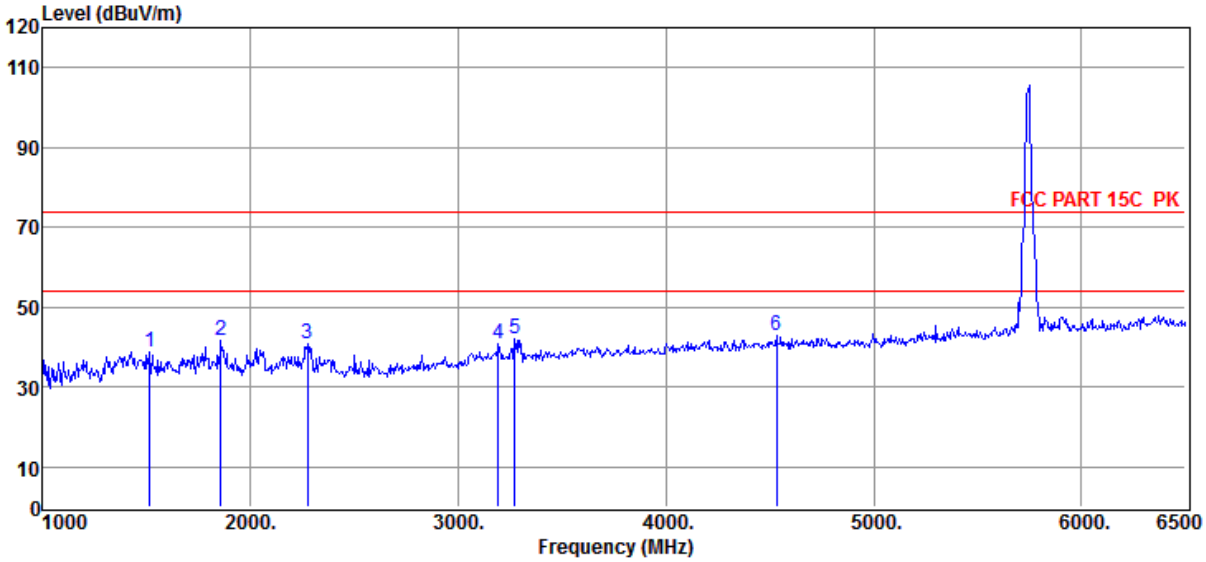

Item (Mark)	Freq. (MHz)	Read Level (dBµV)	Antenna Factor (dB/m)	Cable Loss dB	Result Level (dBµV/m)	Limit Line (dBµV/m)	Over Limit (dB)	Detector	Polarization
1	1517.00	53.73	25.79	3.19	38.95	74.00	-35.05	Peak	VERTICAL
2	1858.00	54.59	27.56	3.35	41.64	74.00	-32.36	Peak	VERTICAL
3	2276.00	52.47	28.36	3.67	40.68	74.00	-33.32	Peak	VERTICAL
4	3194.50	49.53	30.31	4.49	40.83	74.00	-33.17	Peak	VERTICAL
5	3271.50	50.33	30.51	4.58	41.96	74.00	-32.04	Peak	VERTICAL
6	4531.00	46.82	32.76	5.97	42.72	74.00	-31.28	Peak	VERTICAL

Note: 1. Result Level = Read Level + Antenna Factor + Cable loss.
2. If Peak Result complies with AV limit, AV Result is deemed to comply with AV limit.
3. Test setup: RBW: 1 MHz, VBW: 3 MHz, Sweep time: auto.
4. Margin = Result Level - Limit.

Radiated Emission Test Result

Test Site	: 10m Chamber		
Test Date	: 11-30-2024	**Tested By**	: Novak
EUT	: Formation performance multi-rotor UAV	**Model Number**	: Agile Bee 3
Power Supply	: BATTERY	**Test Mode**	: Tx mode
Memo	: 11ac20 MCS0 Ant2 5745MHz		

Data: 279

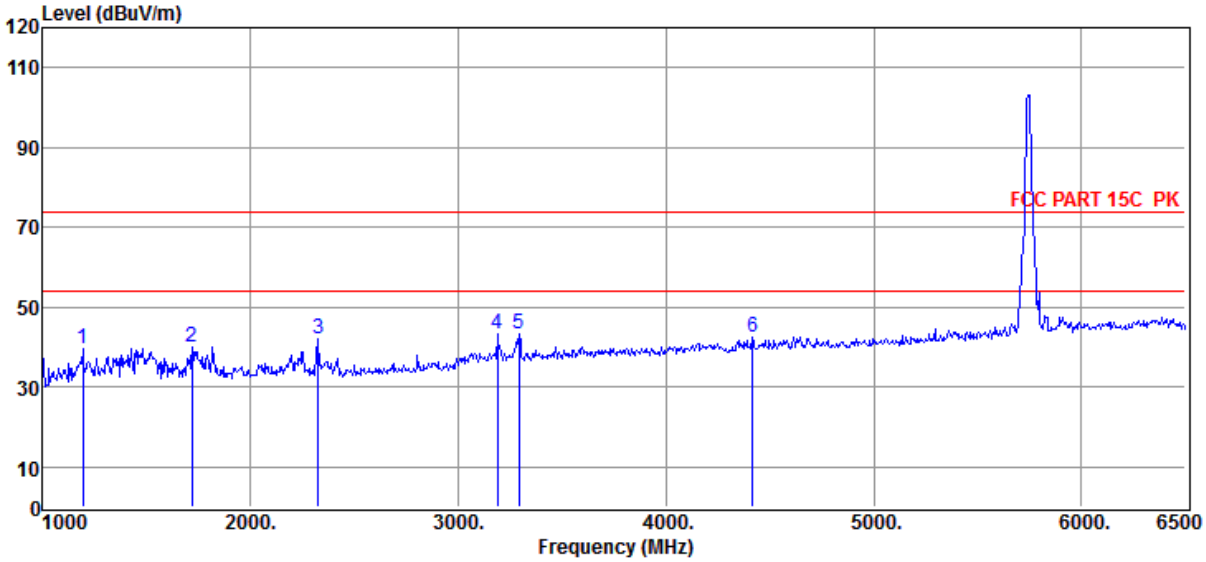

Item (Mark)	Freq. (MHz)	Read Level (dBµV)	Antenna Factor (dB/m)	Cable Loss dB	Result Level (dBµV/m)	Limit Line (dBµV/m)	Over Limit (dB)	Detector	Polarization
1	1192.50	55.65	24.65	2.86	39.50	74.00	-34.50	Peak	HORIZONTAL
2	1720.50	53.66	26.85	3.21	39.90	74.00	-34.10	Peak	HORIZONTAL
3	2325.50	53.78	28.37	3.80	42.15	74.00	-31.85	Peak	HORIZONTAL
4	3189.00	52.00	30.29	4.49	43.27	74.00	-30.73	Peak	HORIZONTAL
5	3293.50	51.41	30.56	4.61	43.13	74.00	-30.87	Peak	HORIZONTAL
6	4415.50	46.78	32.67	5.92	42.48	74.00	-31.52	Peak	HORIZONTAL

Note: 1. Result Level = Read Level + Antenna Factor + Cable loss.
2. If Peak Result complies with AV limit, AV Result is deemed to comply with AV limit.
3. Test setup: RBW: 1 MHz, VBW: 3 MHz, Sweep time: auto.
4. Margin = Result Level - Limit.

Radiated Emission Test Result

Test Site	: 10m Chamber		
Test Date	: 11-30-2024	**Tested By**	: Novak
EUT	: Formation performance multi-rotor UAV	**Model Number**	: Agile Bee 3
Power Supply	: BATTERY	**Test Mode**	: Tx mode
Memo	: 11ac20 MCS0 Ant2 5745MHz		

Data: 280

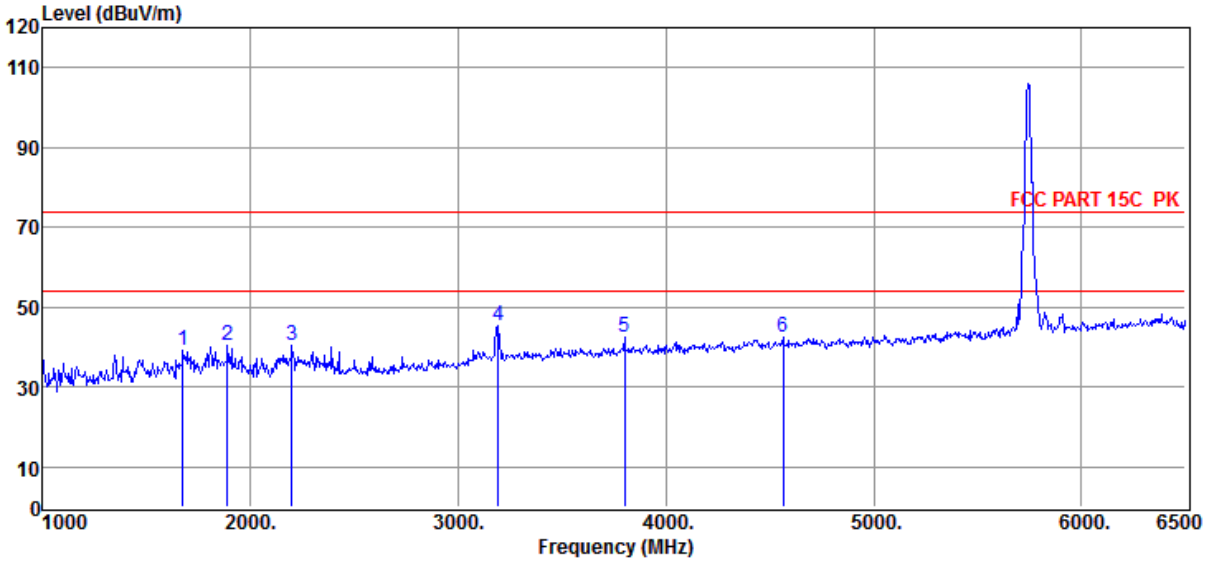

Item (Mark)	Freq. (MHz)	Read Level (dBµV)	Antenna Factor (dB/m)	Cable Loss dB	Result Level (dBµV/m)	Limit Line (dBµV/m)	Over Limit (dB)	Detector	Polarization
1	1676.50	53.34	26.62	3.19	39.35	74.00	-34.65	Peak	VERTICAL
2	1891.00	53.08	27.73	3.33	40.27	74.00	-33.73	Peak	VERTICAL
3	2199.00	51.99	28.34	3.82	40.31	74.00	-33.69	Peak	VERTICAL
4	3194.50	54.15	30.31	4.49	45.45	74.00	-28.55	Peak	VERTICAL
5	3799.50	48.95	31.94	4.85	42.54	74.00	-31.46	Peak	VERTICAL
6	4564.00	46.53	32.82	5.88	42.41	74.00	-31.59	Peak	VERTICAL

Note: 1. Result Level = Read Level + Antenna Factor + Cable loss.
2. If Peak Result complies with AV limit, AV Result is deemed to comply with AV limit.
3. Test setup: RBW: 1 MHz, VBW: 3 MHz, Sweep time: auto.
4. Margin = Result Level - Limit.

Radiated Emission Test Result

Test Site	: 10m Chamber		
Test Date	: 11-30-2024	**Tested By**	: Novak
EUT	: Formation performance multi-rotor UAV	**Model Number**	: Agile Bee 3
Power Supply	: BATTERY	**Test Mode**	: Tx mode
Memo	: 11ac20 MCS0 Ant1 5785MHz		

Data: 281

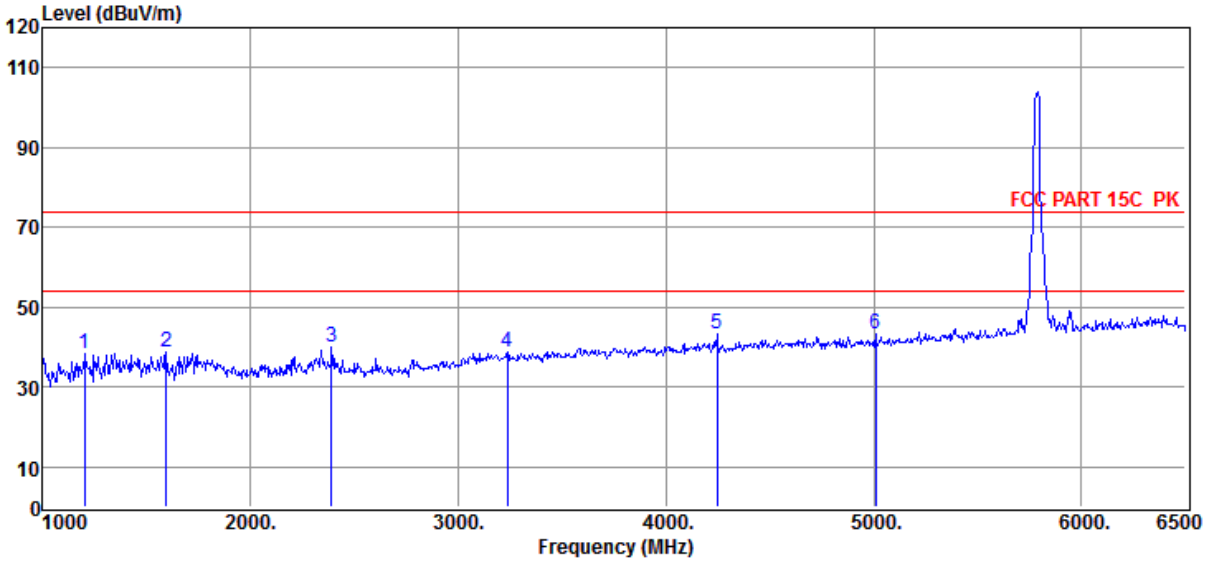

Item (Mark)	Freq. (MHz)	Read Level (dBµV)	Antenna Factor (dB/m)	Cable Loss dB	Result Level (dBµV/m)	Limit Line (dBµV/m)	Over Limit (dB)	Detector	Polarization
1	1203.50	54.47	24.69	2.92	38.42	74.00	-35.58	Peak	HORIZONTAL
2	1594.00	53.10	26.19	3.09	38.60	74.00	-35.40	Peak	HORIZONTAL
3	2391.50	51.62	28.38	3.87	40.09	74.00	-33.91	Peak	HORIZONTAL
4	3238.50	47.11	30.42	4.54	38.59	74.00	-35.41	Peak	HORIZONTAL
5	4245.00	47.98	32.60	5.58	43.18	74.00	-30.82	Peak	HORIZONTAL
6	5009.50	46.15	33.62	6.03	43.20	74.00	-30.80	Peak	HORIZONTAL

Note: 1. Result Level = Read Level + Antenna Factor + Cable loss.
2. If Peak Result complies with AV limit, AV Result is deemed to comply with AV limit.
3. Test setup: RBW: 1 MHz, VBW: 3 MHz, Sweep time: auto.
4. Margin = Result Level - Limit.

Radiated Emission Test Result

Test Site	: 10m Chamber		
Test Date	: 11-30-2024	**Tested By**	: Novak
EUT	: Formation performance multi-rotor UAV	**Model Number**	: Agile Bee 3
Power Supply	: BATTERY	**Test Mode**	: Tx mode
Memo	: 11ac20 MCS0 Ant1 5785MHz		

Data: 282

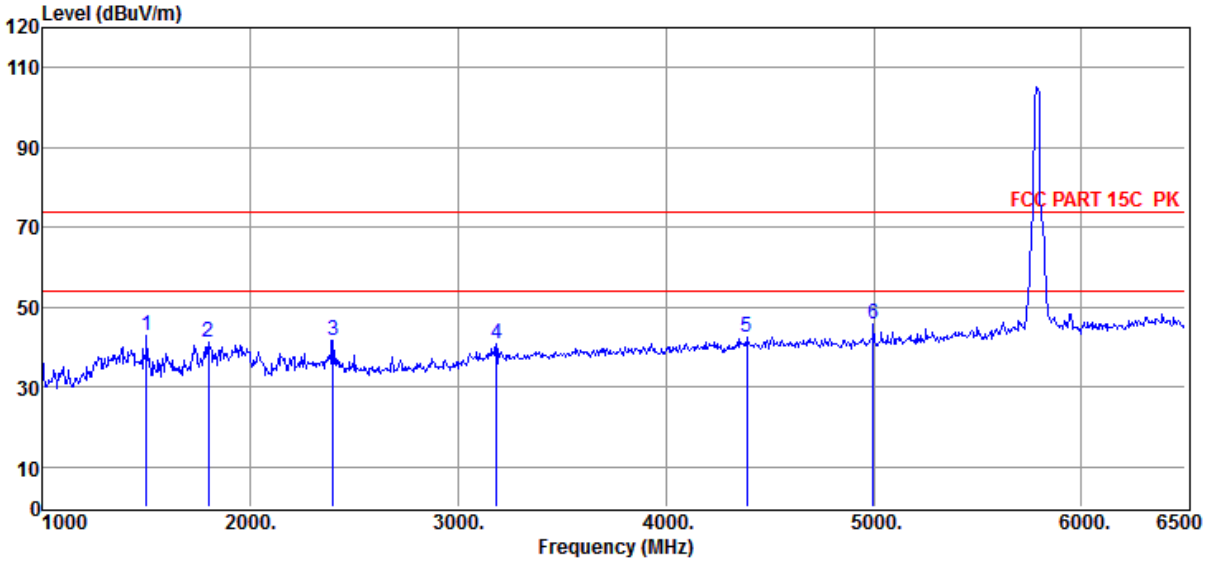

Item (Mark)	Freq. (MHz)	Read Level (dBµV)	Antenna Factor (dB/m)	Cable Loss dB	Result Level (dBµV/m)	Limit Line (dBµV/m)	Over Limit (dB)	Detector	Polarization
1	1500.50	57.65	25.70	3.25	42.85	74.00	-31.15	Peak	VERTICAL
2	1797.50	54.36	27.25	3.36	41.13	74.00	-32.87	Peak	VERTICAL
3	2397.00	53.29	28.38	3.86	41.75	74.00	-32.25	Peak	VERTICAL
4	3183.50	49.50	30.28	4.49	40.76	74.00	-33.24	Peak	VERTICAL
5	4388.00	47.00	32.66	5.83	42.58	74.00	-31.42	Peak	VERTICAL
6	4998.50	48.52	33.60	6.06	45.58	74.00	-28.42	Peak	VERTICAL

Note: 1. Result Level = Read Level + Antenna Factor + Cable loss.
2. If Peak Result complies with AV limit, AV Result is deemed to comply with AV limit.
3. Test setup: RBW: 1 MHz, VBW: 3 MHz, Sweep time: auto.
4. Margin = Result Level - Limit.

Radiated Emission Test Result

Test Site	: 10m Chamber		
Test Date	: 11-30-2024	**Tested By**	: Novak
EUT	: Formation performance multi-rotor UAV	**Model Number**	: Agile Bee 3
Power Supply	: BATTERY	**Test Mode**	: Tx mode
Memo	: 11ac20 MCS0 Ant2 5785MHz		

Data: 283

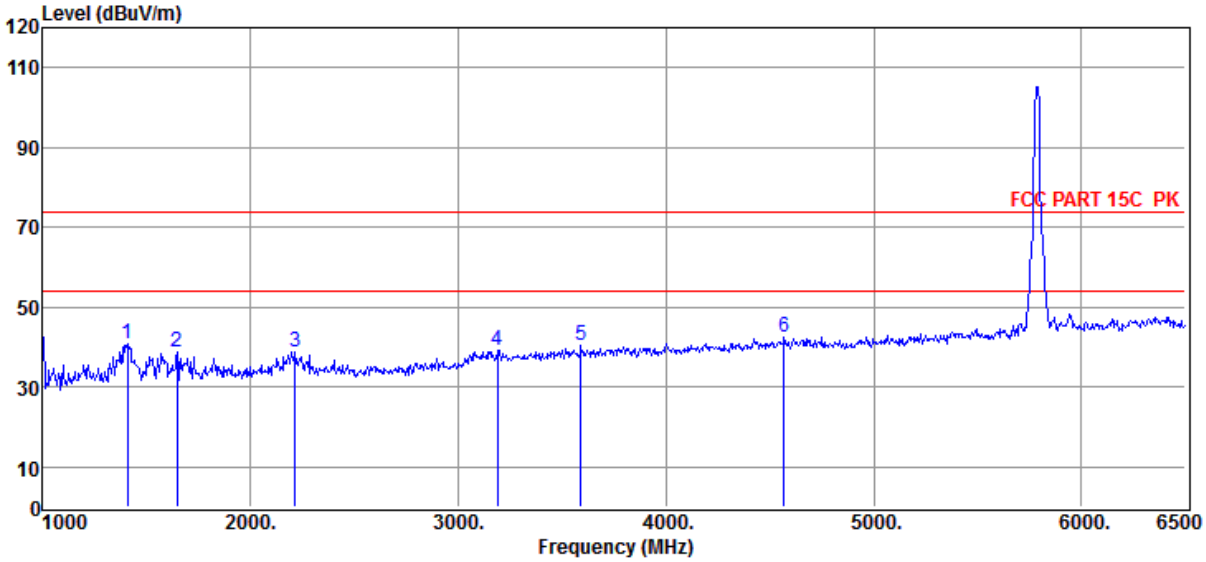

Item (Mark)	Freq. (MHz)	Read Level (dBµV)	Antenna Factor (dB/m)	Cable Loss dB	Result Level (dBµV/m)	Limit Line (dBµV/m)	Over Limit (dB)	Detector	Polarization
1	1407.00	56.17	25.38	3.01	40.84	74.00	-33.16	Peak	HORIZONTAL
2	1649.00	52.72	26.47	3.19	38.59	74.00	-35.41	Peak	HORIZONTAL
3	2215.50	50.66	28.34	3.80	38.96	74.00	-35.04	Peak	HORIZONTAL
4	3189.00	47.83	30.29	4.49	39.10	74.00	-34.90	Peak	HORIZONTAL
5	3590.50	47.43	31.35	4.96	40.44	74.00	-33.56	Peak	HORIZONTAL
6	4569.50	46.50	32.83	5.87	42.38	74.00	-31.62	Peak	HORIZONTAL

Note: 1. Result Level = Read Level + Antenna Factor + Cable loss.
2. If Peak Result complies with AV limit, AV Result is deemed to comply with AV limit.
3. Test setup: RBW: 1 MHz, VBW: 3 MHz, Sweep time: auto.
4. Margin = Result Level - Limit.

Radiated Emission Test Result

Test Site	: 10m Chamber		
Test Date	: 11-30-2024	**Tested By**	: Novak
EUT	: Formation performance multi-rotor UAV	**Model Number**	: Agile Bee 3
Power Supply	: BATTERY	**Test Mode**	: Tx mode
Memo	: 11ac20 MCS0 Ant2 5785MHz		

Data: 284

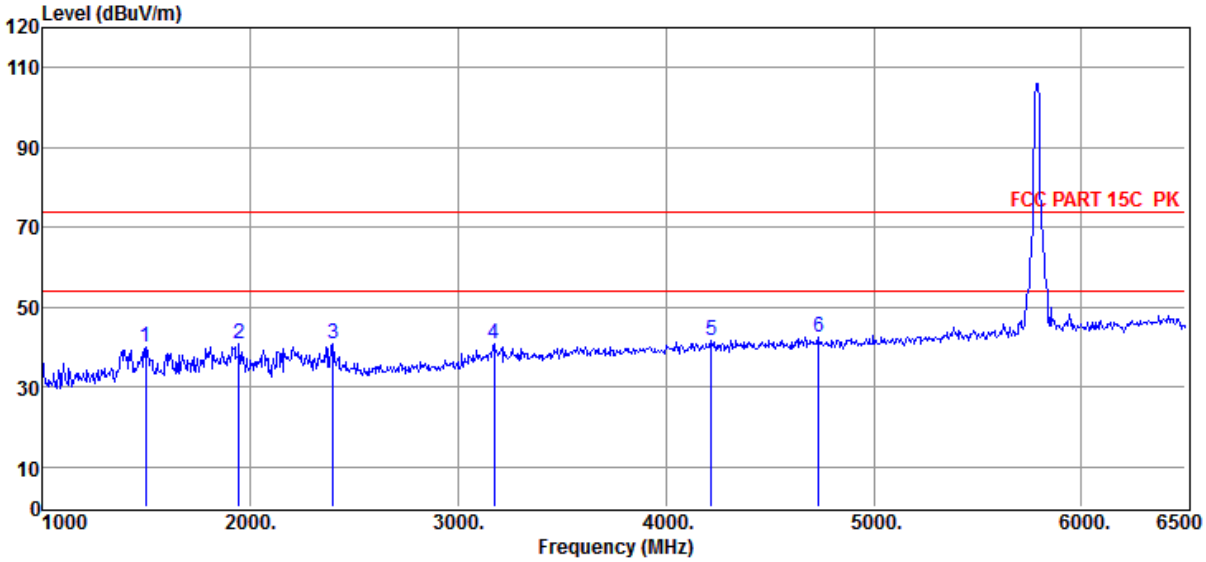

Item (Mark)	Freq. (MHz)	Read Level (dBµV)	Antenna Factor (dB/m)	Cable Loss dB	Result Level (dBµV/m)	Limit Line (dBµV/m)	Over Limit (dB)	Detector	Polarization
1	1495.00	54.94	25.68	3.23	40.10	74.00	-33.90	Peak	VERTICAL
2	1946.00	52.95	28.02	3.69	40.78	74.00	-33.22	Peak	VERTICAL
3	2397.00	52.37	28.38	3.86	40.83	74.00	-33.17	Peak	VERTICAL
4	3172.50	49.79	30.25	4.50	41.03	74.00	-32.97	Peak	VERTICAL
5	4217.50	46.22	32.59	5.69	41.51	74.00	-32.49	Peak	VERTICAL
6	4734.50	46.37	33.12	5.84	42.60	74.00	-31.40	Peak	VERTICAL

Note: 1. Result Level = Read Level + Antenna Factor + Cable loss.
2. If Peak Result complies with AV limit, AV Result is deemed to comply with AV limit.
3. Test setup: RBW: 1 MHz, VBW: 3 MHz, Sweep time: auto.
4. Margin = Result Level - Limit.

Radiated Emission Test Result

Test Site : 10m Chamber

Test Date : 11-30-2024 **Tested By** : Novak

EUT : Formation performance multi-rotor UAV **Model Number** : Agile Bee 3

Power Supply : BATTERY **Test Mode** : Tx mode

Memo : 11ac20 MCS0 Ant1 5825MHz

Data: 285

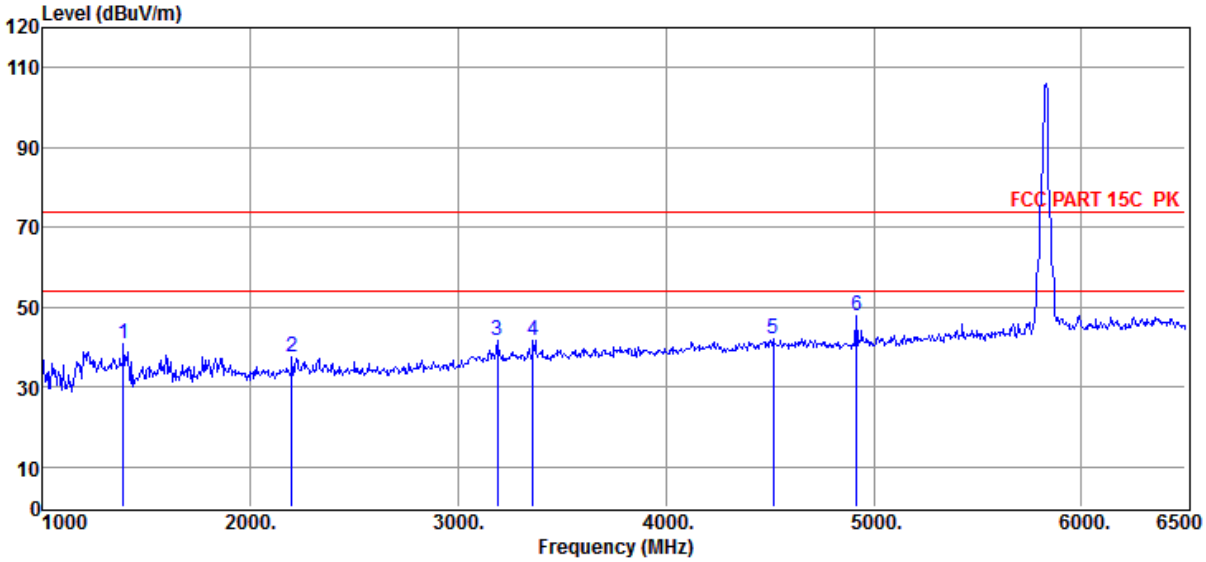

Item (Mark)	Freq. (MHz)	Read Level (dBµV)	Antenna Factor (dB/m)	Cable Loss dB	Result Level (dBµV/m)	Limit Line (dBµV/m)	Over Limit (dB)	Detector	Polarization
1	1390.50	56.04	25.33	3.04	40.69	74.00	-33.31	Peak	HORIZONTAL
2	2199.00	49.14	28.34	3.82	37.46	74.00	-36.54	Peak	HORIZONTAL
3	3189.00	50.41	30.29	4.49	41.68	74.00	-32.32	Peak	HORIZONTAL
4	3359.50	49.89	30.73	4.64	41.84	74.00	-32.16	Peak	HORIZONTAL
5	4514.50	46.32	32.73	6.02	42.23	74.00	-31.77	Peak	HORIZONTAL
6	4916.00	51.39	33.45	5.73	47.93	74.00	-26.07	Peak	HORIZONTAL

Note: 1. Result Level = Read Level + Antenna Factor + Cable loss.
2. If Peak Result complies with AV limit, AV Result is deemed to comply with AV limit.
3. Test setup: RBW: 1 MHz, VBW: 3 MHz, Sweep time: auto.
4. Margin = Result Level - Limit.

Radiated Emission Test Result

Test Site : 10m Chamber

Test Date : 11-30-2024 **Tested By** : Novak

EUT : Formation performance multi-rotor UAV **Model Number** : Agile Bee 3

Power Supply : BATTERY **Test Mode** : Tx mode

Memo : 11ac20 MCS0 Ant1 5825MHz

Data: 286

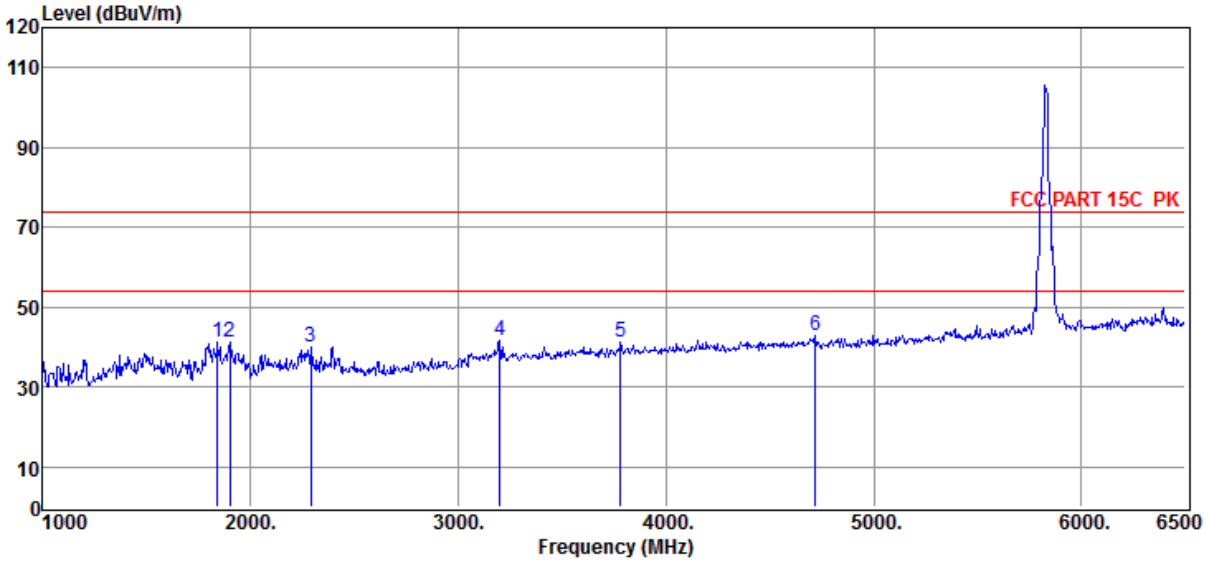

Item (Mark)	Freq. (MHz)	Read Level (dBµV)	Antenna Factor (dB/m)	Cable Loss dB	Result Level (dBµV/m)	Limit Line (dBµV/m)	Over Limit (dB)	Detector	Polarization
1	1841.50	54.18	27.48	3.36	41.17	74.00	-32.83	Peak	VERTICAL
2	1902.00	53.93	27.79	3.34	41.19	74.00	-32.81	Peak	VERTICAL
3	2292.50	51.82	28.36	3.64	40.01	74.00	-33.99	Peak	VERTICAL
4	3200.00	50.26	30.32	4.49	41.57	74.00	-32.43	Peak	VERTICAL
5	3783.00	47.60	31.89	4.80	41.08	74.00	-32.92	Peak	VERTICAL
6	4718.00	46.43	33.09	5.93	42.71	74.00	-31.29	Peak	VERTICAL

Note: 1. Result Level = Read Level + Antenna Factor + Cable loss.
2. If Peak Result complies with AV limit, AV Result is deemed to comply with AV limit.
3. Test setup: RBW: 1 MHz, VBW: 3 MHz, Sweep time: auto.
4. Margin = Result Level - Limit.

Radiated Emission Test Result

Test Site	: 10m Chamber		
Test Date	: 11-30-2024	**Tested By**	: Novak
EUT	: Formation performance multi-rotor UAV	**Model Number**	: Agile Bee 3
Power Supply	: BATTERY	**Test Mode**	: Tx mode
Memo	: 11ac20 MCS0 Ant2 5825MHz		

Data: 287

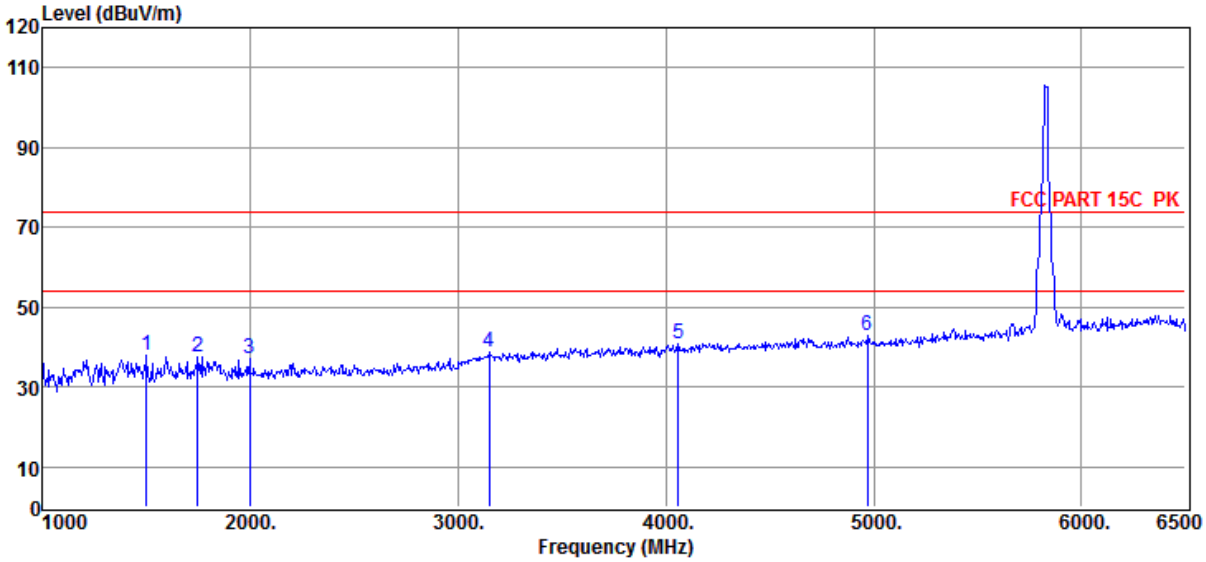

Item (Mark)	Freq. (MHz)	Read Level (dBµV)	Antenna Factor (dB/m)	Cable Loss dB	Result Level (dBµV/m)	Limit Line (dBµV/m)	Over Limit (dB)	Detector	Polarization
1	1500.50	52.86	25.70	3.25	38.06	74.00	-35.94	Peak	HORIZONTAL
2	1748.00	51.16	26.99	3.25	37.58	74.00	-36.42	Peak	HORIZONTAL
3	1995.50	49.23	28.28	3.46	37.07	74.00	-36.93	Peak	HORIZONTAL
4	3150.50	47.73	30.19	4.50	38.90	74.00	-35.10	Peak	HORIZONTAL
5	4058.00	46.56	32.52	4.99	41.00	74.00	-33.00	Peak	HORIZONTAL
6	4971.00	46.18	33.55	5.95	43.07	74.00	-30.93	Peak	HORIZONTAL

Note: 1. Result Level = Read Level + Antenna Factor + Cable loss.
2. If Peak Result complies with AV limit, AV Result is deemed to comply with AV limit.
3. Test setup: RBW: 1 MHz, VBW: 3 MHz, Sweep time: auto.
4. Margin = Result Level - Limit.

Radiated Emission Test Result

Test Site : 10m Chamber

Test Date : 11-30-2024 **Tested By** : Novak

EUT : Formation performance multi-rotor UAV **Model Number** : Agile Bee 3

Power Supply : BATTERY **Test Mode** : Tx mode

Memo : 11ac20 MCS0 Ant2 5825MHz

Data: 288

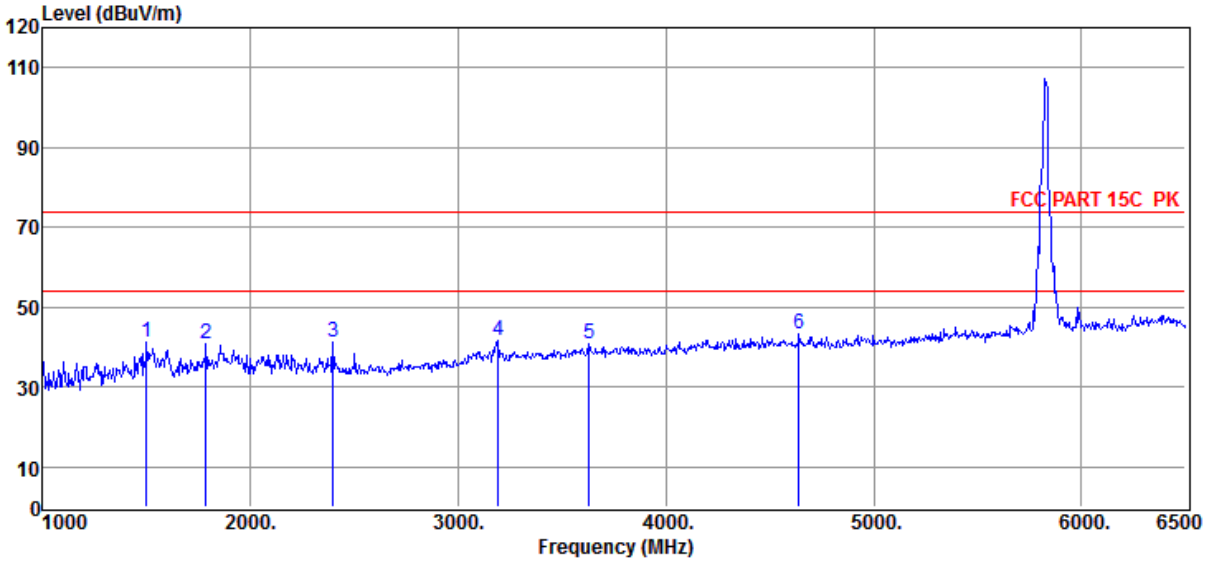

Item (Mark)	Freq. (MHz)	Read Level (dBµV)	Antenna Factor (dB/m)	Cable Loss dB	Result Level (dBµV/m)	Limit Line (dBµV/m)	Over Limit (dB)	Detector	Polarization
1	1500.50	56.24	25.70	3.25	41.44	74.00	-32.56	Peak	VERTICAL
2	1786.50	53.98	27.19	3.34	40.67	74.00	-33.33	Peak	VERTICAL
3	2397.00	52.86	28.38	3.86	41.32	74.00	-32.68	Peak	VERTICAL
4	3194.50	50.21	30.31	4.49	41.51	74.00	-32.49	Peak	VERTICAL
5	3629.00	47.94	31.46	4.86	40.97	74.00	-33.03	Peak	VERTICAL
6	4641.00	47.13	32.95	5.88	43.18	74.00	-30.82	Peak	VERTICAL

Note: 1. Result Level = Read Level + Antenna Factor + Cable loss.
2. If Peak Result complies with AV limit, AV Result is deemed to comply with AV limit.
3. Test setup: RBW: 1 MHz, VBW: 3 MHz, Sweep time: auto.
4. Margin = Result Level - Limit.

Radiated Emission test (6.5GHz – 18GHz)

Radiated Emission Test Result

Test Site	: 10m Chamber		
Test Date	: 11-30-2024	**Tested By**	: Novak
EUT	: Formation performance multi-rotor UAV	**Model Number**	: Agile Bee 3
Power Supply	: BATTERY	**Test Mode**	: Tx mode
Memo	: 11ac20 MCS0 Ant1 5180MHz		

Data: 385

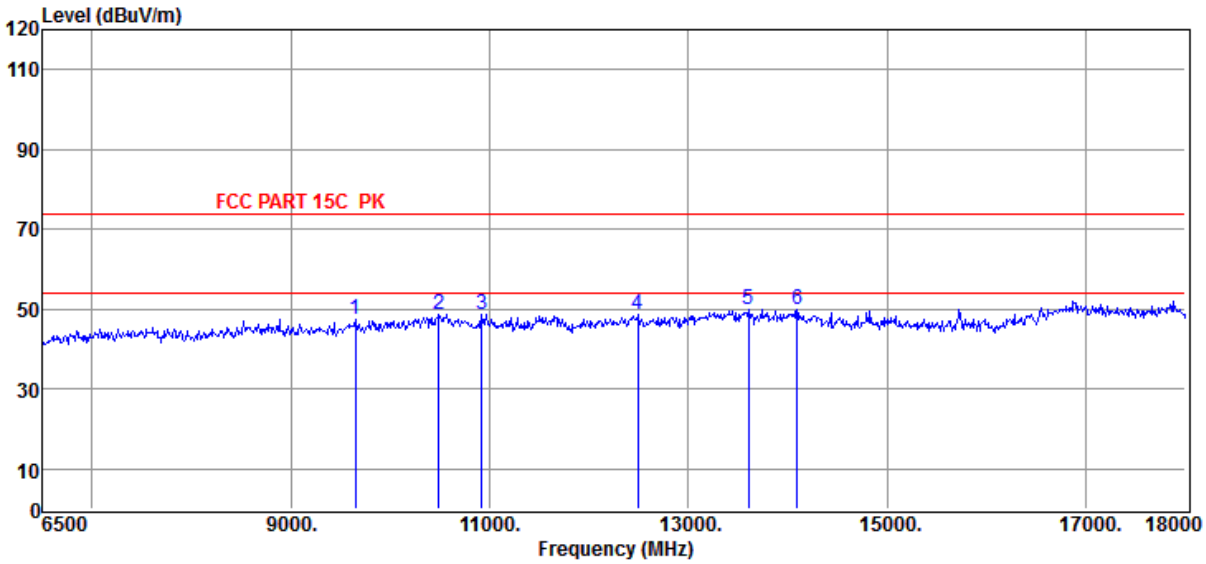

Item (Mark)	Freq. (MHz)	Read Level (dBµV)	Antenna Factor (dB/m)	Cable Loss dB	Result Level (dBµV/m)	Limit Line (dBµV/m)	Over Limit (dB)	Detector	Polarization
1	9651.00	36.04	38.59	15.58	47.38	74.00	-26.62	Peak	HORIZONTAL
2	10490.50	35.25	39.00	17.35	48.80	74.00	-25.20	Peak	HORIZONTAL
3	10916.00	36.44	38.92	16.27	48.83	74.00	-25.17	Peak	HORIZONTAL
4	12491.50	35.22	39.29	17.04	48.70	74.00	-25.30	Peak	HORIZONTAL
5	13607.00	34.92	40.96	16.99	49.81	74.00	-24.19	Peak	HORIZONTAL
6	14090.00	34.96	40.67	17.50	50.06	74.00	-23.94	Peak	HORIZONTAL

Note: 1. Result Level = Read Level + Antenna Factor + Cable loss.
2. If Peak Result complies with AV limit, AV Result is deemed to comply with AV limit.
3. Test setup: RBW: 1 MHz, VBW: 3 MHz, Sweep time: auto.
4. Margin = Result Level - Limit.

Radiated Emission Test Result

Test Site	: 10m Chamber		
Test Date	: 11-30-2024	**Tested By**	: Novak
EUT	: Formation performance multi-rotor UAV	**Model Number**	: Agile Bee 3
Power Supply	: BATTERY	**Test Mode**	: Tx mode
Memo	: 11ac20 MCS0 Ant1 5180MHz		

Data: 386

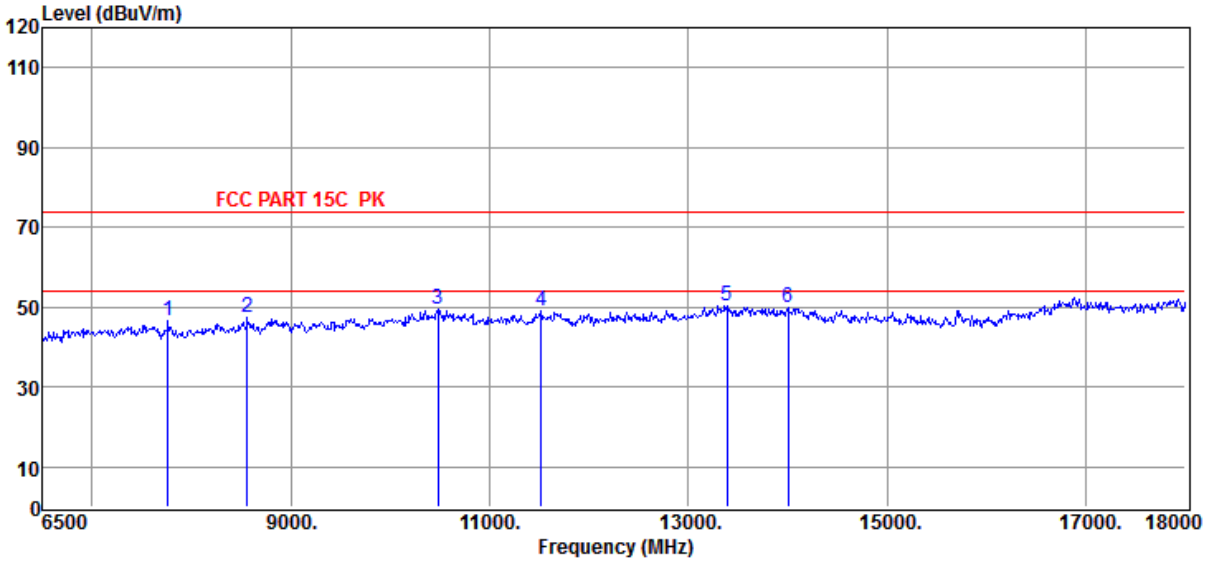

Item (Mark)	Freq. (MHz)	Read Level (dBµV)	Antenna Factor (dB/m)	Cable Loss dB	Result Level (dBµV/m)	Limit Line (dBµV/m)	Over Limit (dB)	Detector	Polarization
1	7765.00	36.95	37.68	14.70	46.42	74.00	-27.58	Peak	VERTICAL
2	8558.50	37.34	37.94	15.07	47.41	74.00	-26.59	Peak	VERTICAL
3	10479.00	36.10	38.99	17.35	49.64	74.00	-24.36	Peak	VERTICAL
4	11514.00	35.89	38.80	17.26	49.20	74.00	-24.80	Peak	VERTICAL
5	13388.50	35.16	40.89	17.20	50.21	74.00	-23.79	Peak	VERTICAL
6	13998.00	34.47	40.80	17.59	49.76	74.00	-24.24	Peak	VERTICAL

Note: 1. Result Level = Read Level + Antenna Factor + Cable loss.
2. If Peak Result complies with AV limit, AV Result is deemed to comply with AV limit.
3. Test setup: RBW: 1 MHz, VBW: 3 MHz, Sweep time: auto.
4. Margin = Result Level - Limit.

Radiated Emission Test Result

Test Site	: 10m Chamber		
Test Date	: 11-30-2024	**Tested By**	: Novak
EUT	: Formation performance multi-rotor UAV	**Model Number**	: Agile Bee 3
Power Supply	: BATTERY	**Test Mode**	: Tx mode
Memo	: 11ac20 MCS0 Ant2 5180MHz		

Data: 387

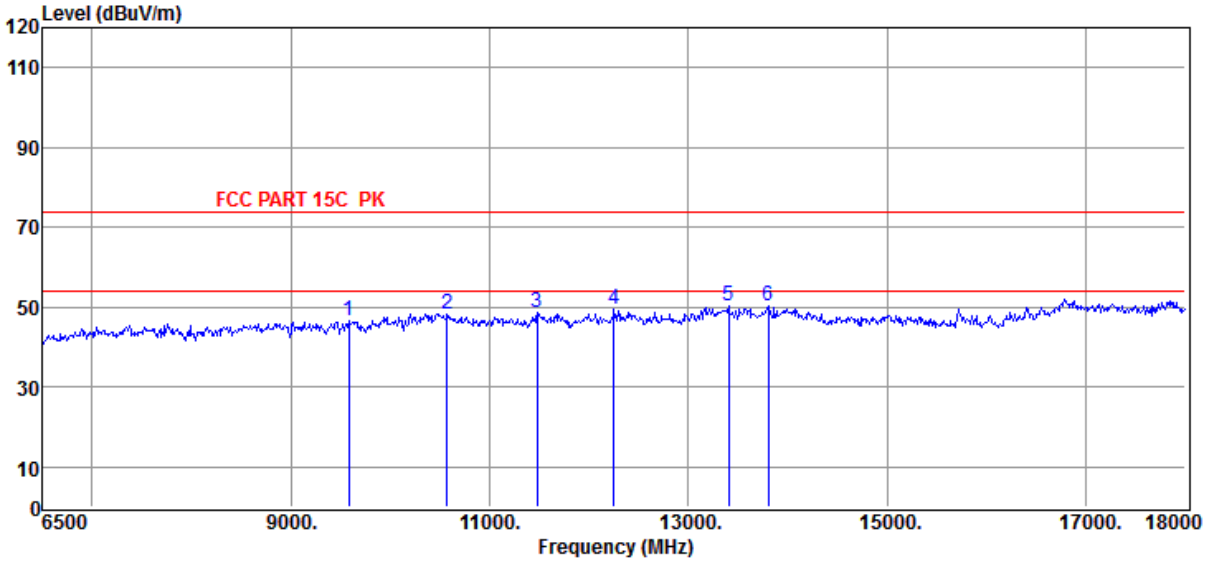

Item (Mark)	Freq. (MHz)	Read Level (dBµV)	Antenna Factor (dB/m)	Cable Loss dB	Result Level (dBµV/m)	Limit Line (dBµV/m)	Over Limit (dB)	Detector	Polarization
1	9582.00	35.25	38.55	15.58	46.54	74.00	-27.46	Peak	HORIZONTAL
2	10571.00	34.69	38.99	17.37	48.25	74.00	-25.75	Peak	HORIZONTAL
3	11479.50	35.55	38.80	17.07	48.67	74.00	-25.33	Peak	HORIZONTAL
4	12250.00	36.09	39.00	17.01	49.32	74.00	-24.68	Peak	HORIZONTAL
5	13400.00	35.33	40.90	17.19	50.38	74.00	-23.62	Peak	HORIZONTAL
6	13802.50	35.56	40.88	17.06	50.42	74.00	-23.58	Peak	HORIZONTAL

Note: 1. Result Level = Read Level + Antenna Factor + Cable loss.
2. If Peak Result complies with AV limit, AV Result is deemed to comply with AV limit.
3. Test setup: RBW: 1 MHz, VBW: 3 MHz, Sweep time: auto.
4. Margin = Result Level - Limit.

Radiated Emission Test Result

Test Site	: 10m Chamber		
Test Date	: 11-30-2024	**Tested By**	: Novak
EUT	: Formation performance multi-rotor UAV	**Model Number**	: Agile Bee 3
Power Supply	: BATTERY	**Test Mode**	: Tx mode
Memo	: 11ac20 MCS0 Ant2 5180MHz		

Data: 388

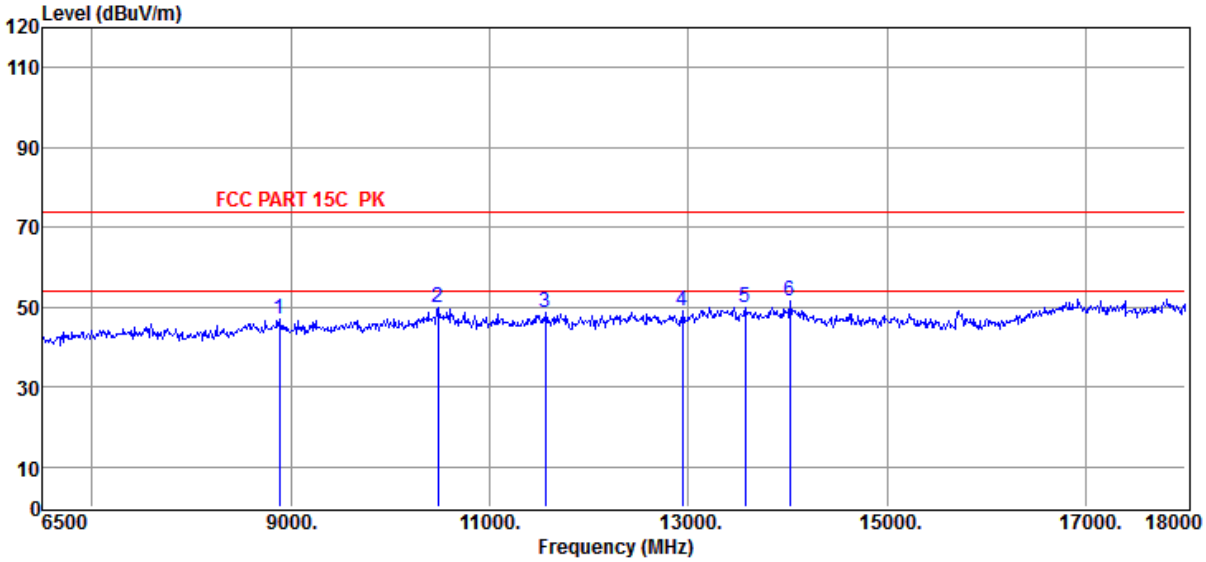

Item (Mark)	Freq. (MHz)	Read Level (dBµV)	Antenna Factor (dB/m)	Cable Loss dB	Result Level (dBµV/m)	Limit Line (dBµV/m)	Over Limit (dB)	Detector	Polarization
1	8880.50	36.55	38.13	15.40	47.17	74.00	-26.83	Peak	VERTICAL
2	10479.00	36.50	38.99	17.35	50.04	74.00	-23.96	Peak	VERTICAL
3	11560.00	35.16	38.79	17.50	48.71	74.00	-25.29	Peak	VERTICAL
4	12940.00	35.14	40.36	16.43	48.95	74.00	-25.05	Peak	VERTICAL
5	13572.50	35.13	40.97	17.02	50.06	74.00	-23.94	Peak	VERTICAL
6	14021.00	36.09	40.77	17.58	51.35	74.00	-22.65	Peak	VERTICAL

Note: 1. Result Level = Read Level + Antenna Factor + Cable loss.
2. If Peak Result complies with AV limit, AV Result is deemed to comply with AV limit.
3. Test setup: RBW: 1 MHz, VBW: 3 MHz, Sweep time: auto.
4. Margin = Result Level - Limit.

Radiated Emission Test Result

Test Site	: 10m Chamber		
Test Date	: 11-30-2024	**Tested By**	: Novak
EUT	: Formation performance multi-rotor UAV	**Model Number**	: Agile Bee 3
Power Supply	: BATTERY	**Test Mode**	: Tx mode
Memo	: 11ac20 MCS0 Ant1 5200MHz		

Data: 389

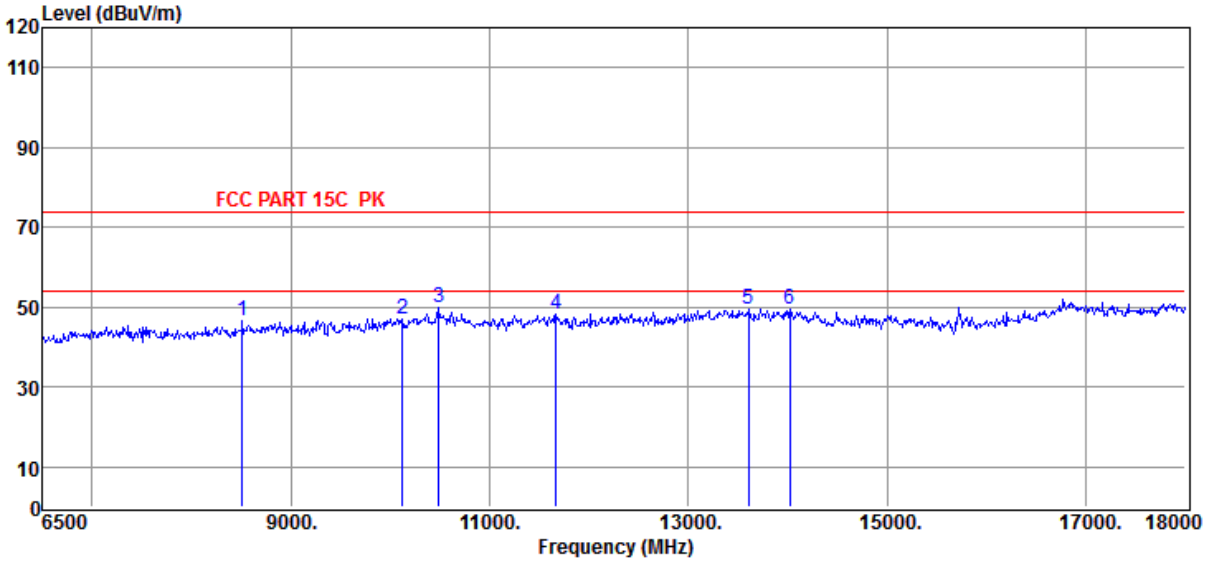

Item (Mark)	Freq. (MHz)	Read Level (dBµV)	Antenna Factor (dB/m)	Cable Loss dB	Result Level (dBµV/m)	Limit Line (dBµV/m)	Over Limit (dB)	Detector	Polarization
1	8512.50	36.53	37.91	15.02	46.51	74.00	-27.49	Peak	HORIZONTAL
2	10122.50	35.14	38.85	16.02	47.21	74.00	-26.79	Peak	HORIZONTAL
3	10490.50	36.37	39.00	17.35	49.92	74.00	-24.08	Peak	HORIZONTAL
4	11663.50	34.84	38.77	17.36	48.24	74.00	-25.76	Peak	HORIZONTAL
5	13607.00	34.73	40.96	16.99	49.62	74.00	-24.38	Peak	HORIZONTAL
6	14021.00	34.38	40.77	17.58	49.64	74.00	-24.36	Peak	HORIZONTAL

Note: 1. Result Level = Read Level + Antenna Factor + Cable loss.
2. If Peak Result complies with AV limit, AV Result is deemed to comply with AV limit.
3. Test setup: RBW: 1 MHz, VBW: 3 MHz, Sweep time: auto.
4. Margin = Result Level - Limit.

Radiated Emission Test Result

Test Site	: 10m Chamber		
Test Date	: 11-30-2024	**Tested By**	: Novak
EUT	: Formation performance multi-rotor UAV	**Model Number**	: Agile Bee 3
Power Supply	: BATTERY	**Test Mode**	: Tx mode
Memo	: 11ac20 MCS0 Ant1 5200MHz		

Data: 390

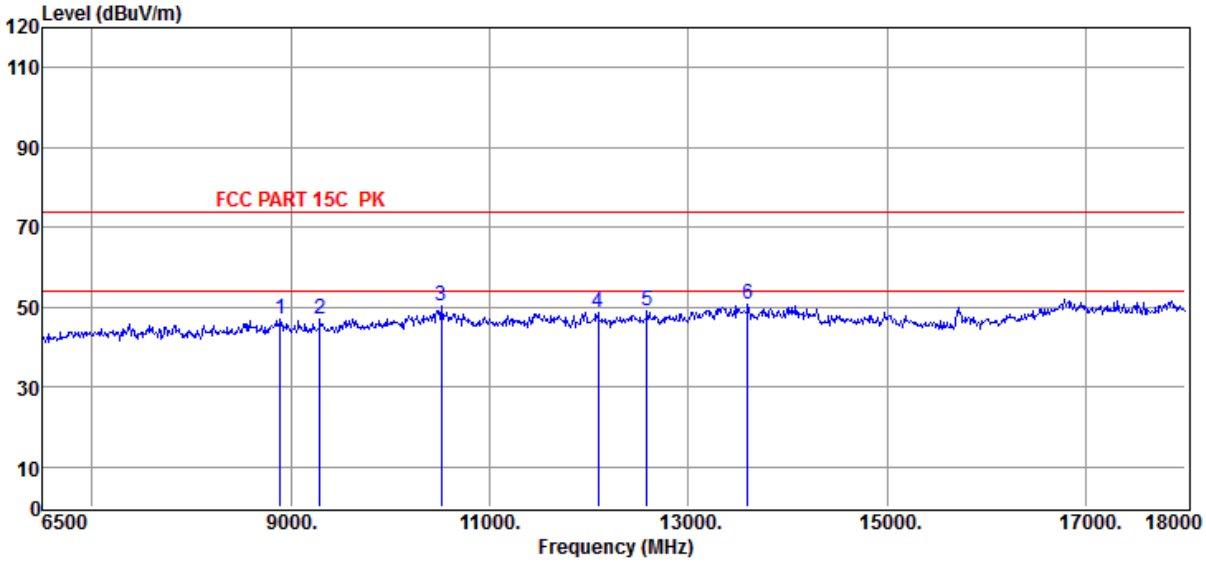

Item (Mark)	Freq. (MHz)	Read Level (dBµV)	Antenna Factor (dB/m)	Cable Loss dB	Result Level (dBµV/m)	Limit Line (dBµV/m)	Over Limit (dB)	Detector	Polarization
1	8892.00	36.20	38.14	15.41	46.84	74.00	-27.16	Peak	VERTICAL
2	9294.50	36.16	38.38	15.23	46.90	74.00	-27.10	Peak	VERTICAL
3	10513.50	36.64	39.00	17.36	50.20	74.00	-23.80	Peak	VERTICAL
4	12089.00	35.62	38.81	16.87	48.57	74.00	-25.43	Peak	VERTICAL
5	12583.50	35.79	39.50	16.78	49.19	74.00	-24.81	Peak	VERTICAL
6	13595.50	35.72	40.96	16.99	50.61	74.00	-23.39	Peak	VERTICAL

Note: 1. Result Level = Read Level + Antenna Factor + Cable loss.
2. If Peak Result complies with AV limit, AV Result is deemed to comply with AV limit.
3. Test setup: RBW: 1 MHz, VBW: 3 MHz, Sweep time: auto.
4. Margin = Result Level - Limit.

Radiated Emission Test Result

Test Site : 10m Chamber

Test Date : 11-30-2024 **Tested By** : Novak

EUT : Formation performance multi-rotor UAV **Model Number** : Agile Bee 3

Power Supply : BATTERY **Test Mode** : Tx mode

Memo : 11ac20 MCS0 Ant2 5200MHz

Data: 391

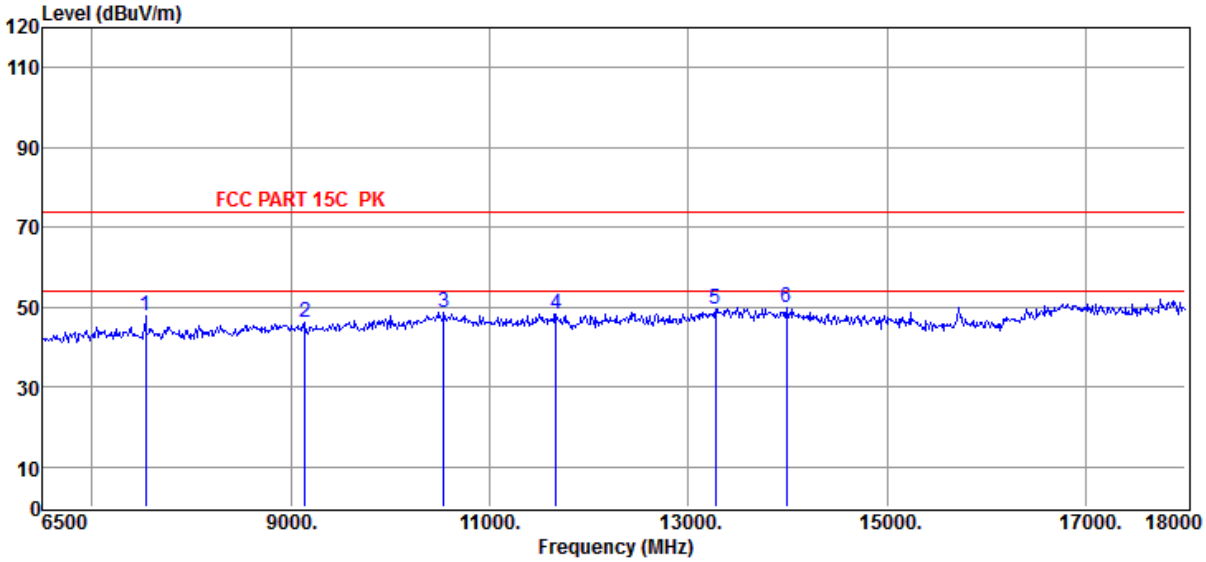

Item (Mark)	Freq. (MHz)	Read Level (dBµV)	Antenna Factor (dB/m)	Cable Loss dB	Result Level (dBµV/m)	Limit Line (dBµV/m)	Over Limit (dB)	Detector	Polarization
1	7535.00	38.08	37.96	14.47	47.70	74.00	-26.30	Peak	HORIZONTAL
2	9145.00	35.77	38.29	15.00	46.17	74.00	-27.83	Peak	HORIZONTAL
3	10536.50	35.10	38.99	17.36	48.65	74.00	-25.35	Peak	HORIZONTAL
4	11663.50	35.03	38.77	17.36	48.43	74.00	-25.57	Peak	HORIZONTAL
5	13273.50	34.44	40.77	17.28	49.46	74.00	-24.54	Peak	HORIZONTAL
6	13986.50	34.56	40.81	17.56	49.83	74.00	-24.17	Peak	HORIZONTAL

Note: 1. Result Level = Read Level + Antenna Factor + Cable loss.
2. If Peak Result complies with AV limit, AV Result is deemed to comply with AV limit.
3. Test setup: RBW: 1 MHz, VBW: 3 MHz, Sweep time: auto.
4. Margin = Result Level - Limit.

Radiated Emission Test Result

Test Site	: 10m Chamber		
Test Date	: 11-30-2024	**Tested By**	: Novak
EUT	: Formation performance multi-rotor UAV	**Model Number**	: Agile Bee 3
Power Supply	: BATTERY	**Test Mode**	: Tx mode
Memo	: 11ac20 MCS0 Ant2 5200MHz		

Data: 392

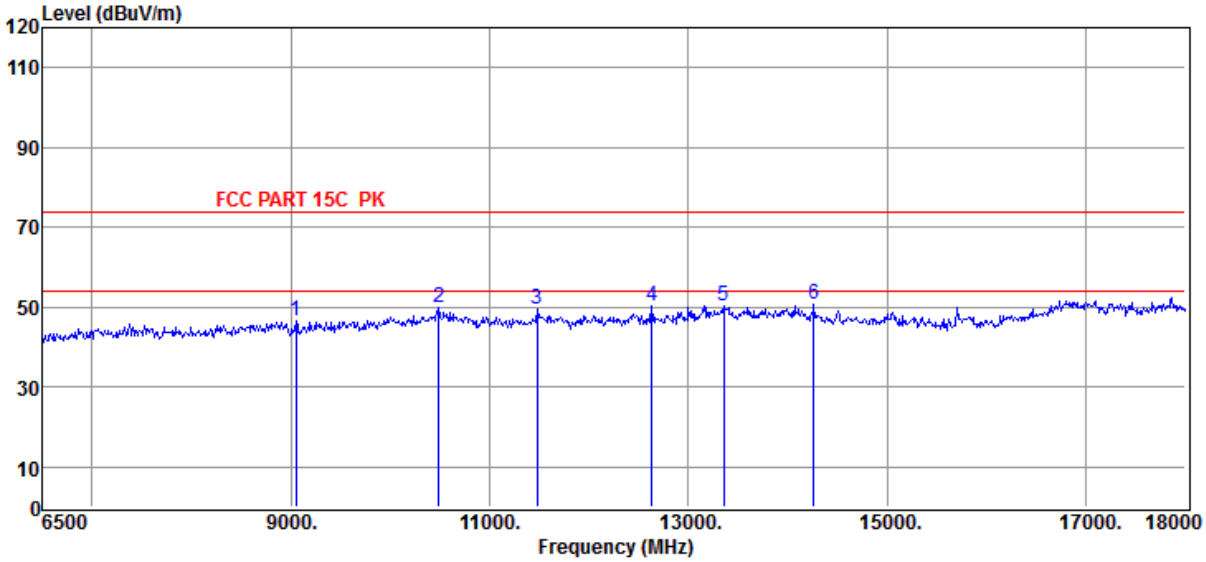

Item (Mark)	Freq. (MHz)	Read Level (dBµV)	Antenna Factor (dB/m)	Cable Loss dB	Result Level (dBµV/m)	Limit Line (dBµV/m)	Over Limit (dB)	Detector	Polarization
1	9053.00	36.30	38.23	14.91	46.55	74.00	-27.45	Peak	VERTICAL
2	10490.50	36.41	39.00	17.35	49.96	74.00	-24.04	Peak	VERTICAL
3	11479.50	36.27	38.80	17.07	49.39	74.00	-24.61	Peak	VERTICAL
4	12629.50	36.98	39.61	16.67	50.37	74.00	-23.63	Peak	VERTICAL
5	13354.00	35.30	40.85	17.22	50.33	74.00	-23.67	Peak	VERTICAL
6	14262.50	36.26	40.43	17.15	50.82	74.00	-23.18	Peak	VERTICAL

Note: 1. Result Level = Read Level + Antenna Factor + Cable loss.
2. If Peak Result complies with AV limit, AV Result is deemed to comply with AV limit.
3. Test setup: RBW: 1 MHz, VBW: 3 MHz, Sweep time: auto.
4. Margin = Result Level - Limit.

Radiated Emission Test Result

Test Site	: 10m Chamber		
Test Date	: 11-30-2024	**Tested By**	: Novak
EUT	: Formation performance multi-rotor UAV	**Model Number**	: Agile Bee 3
Power Supply	: BATTERY	**Test Mode**	: Tx mode
Memo	: 11ac20 MCS0 Ant1 5240MHz		

Data: 393

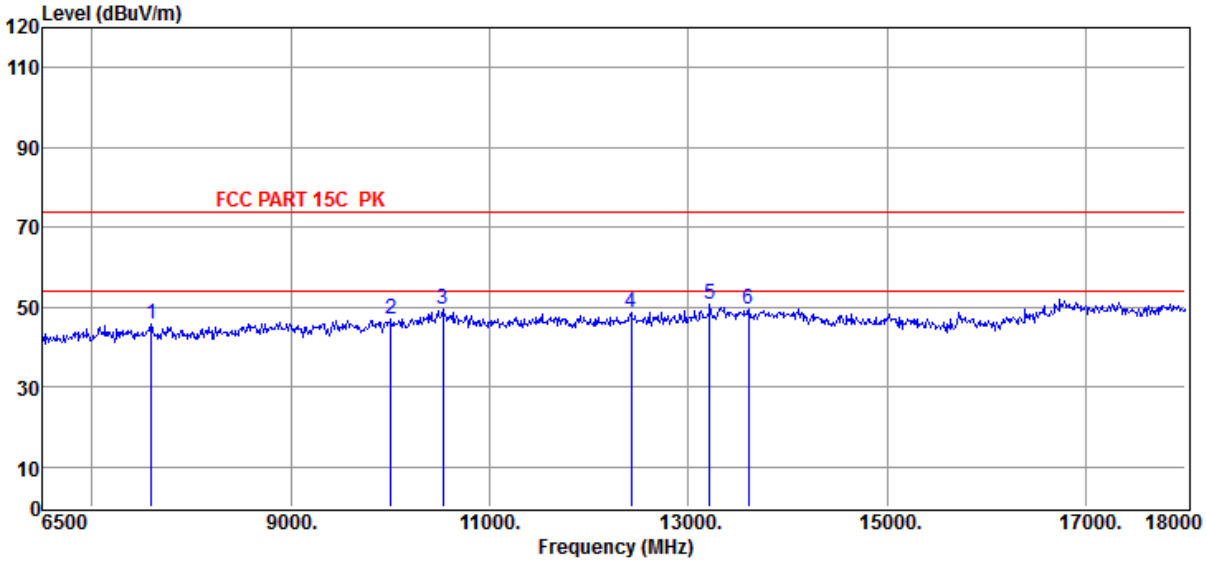

Item (Mark)	Freq. (MHz)	Read Level (dBµV)	Antenna Factor (dB/m)	Cable Loss dB	Result Level (dBµV/m)	Limit Line (dBµV/m)	Over Limit (dB)	Detector	Polarization
1	7592.50	36.02	37.89	14.80	45.87	74.00	-28.13	Peak	HORIZONTAL
2	10007.50	34.78	38.80	16.19	46.97	74.00	-27.03	Peak	HORIZONTAL
3	10525.00	35.82	38.99	17.36	49.37	74.00	-24.63	Peak	HORIZONTAL
4	12422.50	34.97	39.21	17.24	48.59	74.00	-25.41	Peak	HORIZONTAL
5	13216.00	35.73	40.72	17.33	50.76	74.00	-23.24	Peak	HORIZONTAL
6	13607.00	34.66	40.96	16.99	49.55	74.00	-24.45	Peak	HORIZONTAL

Note: 1. Result Level = Read Level + Antenna Factor + Cable loss.
2. If Peak Result complies with AV limit, AV Result is deemed to comply with AV limit.
3. Test setup: RBW: 1 MHz, VBW: 3 MHz, Sweep time: auto.
4. Margin = Result Level - Limit.

Radiated Emission Test Result

Test Site	: 10m Chamber		
Test Date	: 11-30-2024	**Tested By**	: Novak
EUT	: Formation performance multi-rotor UAV	**Model Number**	: Agile Bee 3
Power Supply	: BATTERY	**Test Mode**	: Tx mode
Memo	: 11ac20 MCS0 Ant1 5240MHz		

Data: 394

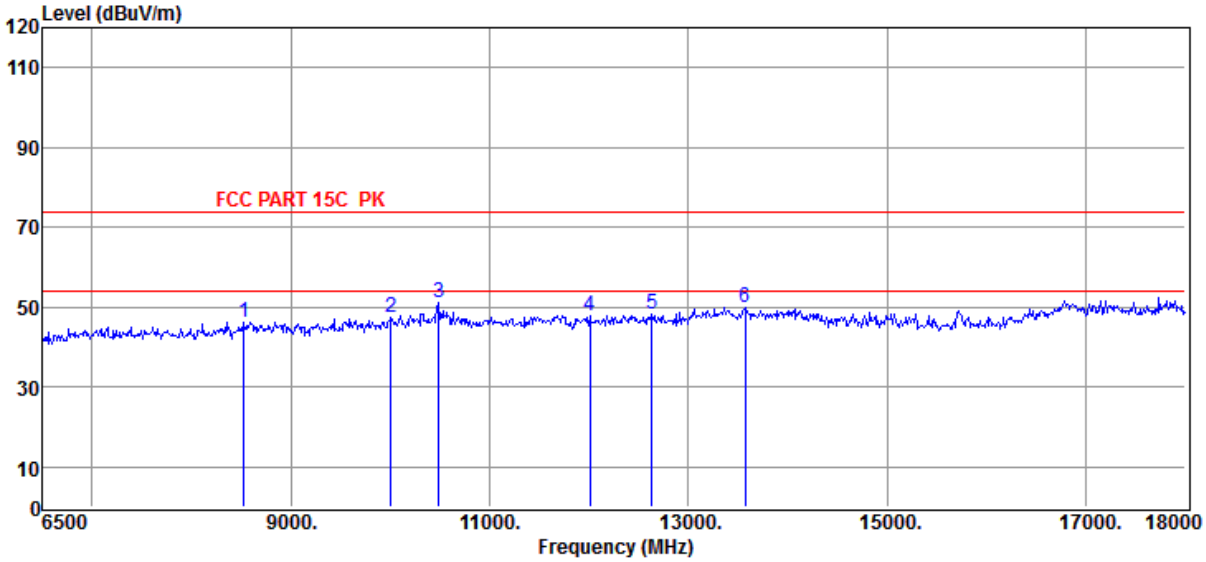

Item (Mark)	Freq. (MHz)	Read Level (dBµV)	Antenna Factor (dB/m)	Cable Loss dB	Result Level (dBµV/m)	Limit Line (dBµV/m)	Over Limit (dB)	Detector	Polarization
1	8524.00	36.23	37.91	15.03	46.22	74.00	-27.78	Peak	VERTICAL
2	10007.50	35.24	38.80	16.19	47.43	74.00	-26.57	Peak	VERTICAL
3	10490.50	37.56	39.00	17.35	51.11	74.00	-22.89	Peak	VERTICAL
4	12008.50	35.03	38.71	16.84	47.88	74.00	-26.12	Peak	VERTICAL
5	12629.50	34.99	39.61	16.67	48.38	74.00	-25.62	Peak	VERTICAL
6	13572.50	35.13	40.97	17.02	50.06	74.00	-23.94	Peak	VERTICAL

Note: 1. Result Level = Read Level + Antenna Factor + Cable loss.
2. If Peak Result complies with AV limit, AV Result is deemed to comply with AV limit.
3. Test setup: RBW: 1 MHz, VBW: 3 MHz, Sweep time: auto.
4. Margin = Result Level - Limit.

Radiated Emission Test Result

Test Site	: 10m Chamber		
Test Date	: 11-30-2024	**Tested By**	: Novak
EUT	: Formation performance multi-rotor UAV	**Model Number**	: Agile Bee 3
Power Supply	: BATTERY	**Test Mode**	: Tx mode
Memo	: 11ac20 MCS0 Ant2 5240MHz		

Data: 395

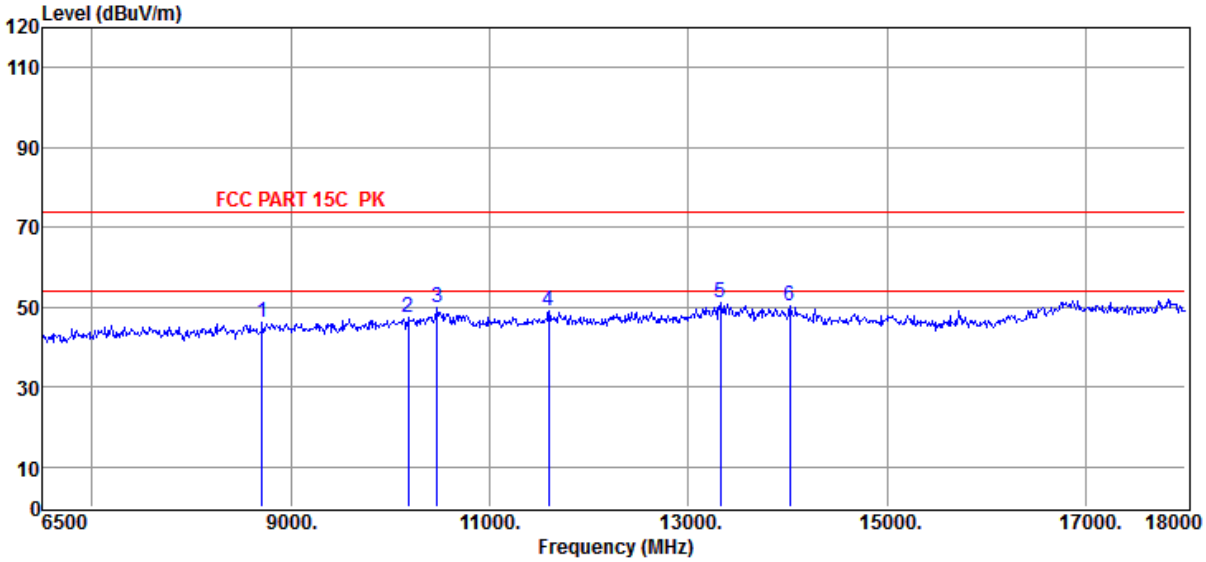

Item (Mark)	Freq. (MHz)	Read Level (dBµV)	Antenna Factor (dB/m)	Cable Loss dB	Result Level (dBµV/m)	Limit Line (dBµV/m)	Over Limit (dB)	Detector	Polarization
1	8708.00	36.19	38.02	14.86	46.14	74.00	-27.86	Peak	HORIZONTAL
2	10180.00	35.43	38.87	15.94	47.44	74.00	-26.56	Peak	HORIZONTAL
3	10467.50	36.48	38.99	17.35	50.02	74.00	-23.98	Peak	HORIZONTAL
4	11594.50	35.31	38.78	17.69	49.04	74.00	-24.96	Peak	HORIZONTAL
5	13319.50	36.06	40.82	17.25	51.10	74.00	-22.90	Peak	HORIZONTAL
6	14021.00	34.87	40.77	17.58	50.13	74.00	-23.87	Peak	HORIZONTAL

Note: 1. Result Level = Read Level + Antenna Factor + Cable loss.
2. If Peak Result complies with AV limit, AV Result is deemed to comply with AV limit.
3. Test setup: RBW: 1 MHz, VBW: 3 MHz, Sweep time: auto.
4. Margin = Result Level - Limit.

Radiated Emission Test Result

Test Site	: 10m Chamber		
Test Date	: 11-30-2024	**Tested By**	: Novak
EUT	: Formation performance multi-rotor UAV	**Model Number**	: Agile Bee 3
Power Supply	: BATTERY	**Test Mode**	: Tx mode
Memo	: 11ac20 MCS0 Ant2 5240MHz		

Data: 396

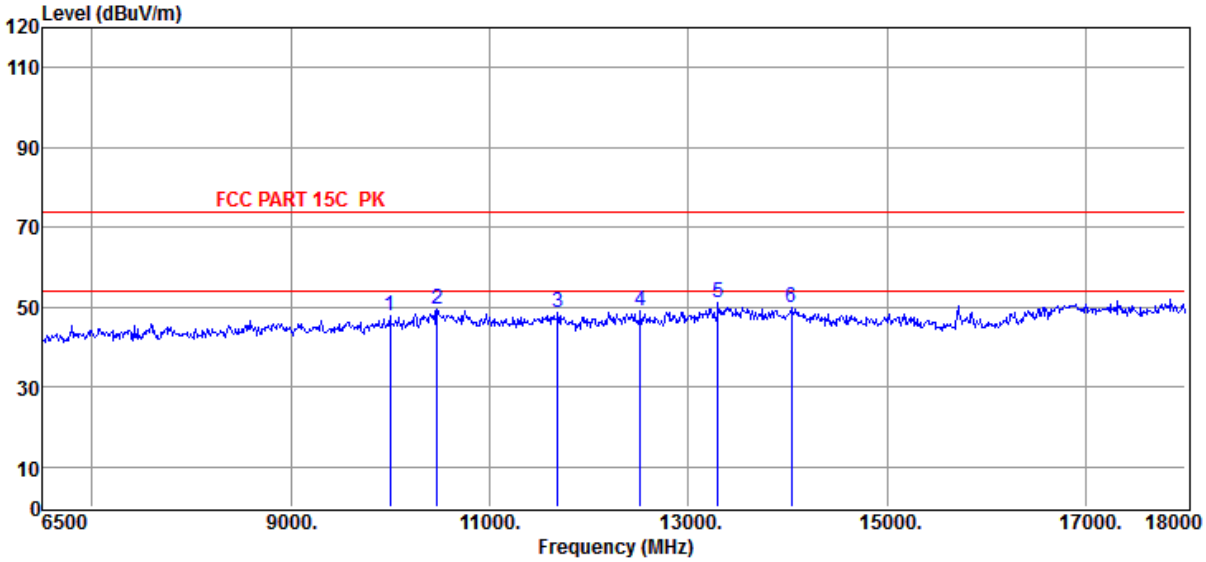

Item (Mark)	Freq. (MHz)	Read Level (dBµV)	Antenna Factor (dB/m)	Cable Loss dB	Result Level (dBµV/m)	Limit Line (dBµV/m)	Over Limit (dB)	Detector	Polarization
1	9996.00	35.59	38.80	16.20	47.79	74.00	-26.21	Peak	VERTICAL
2	10467.50	35.77	38.99	17.35	49.31	74.00	-24.69	Peak	VERTICAL
3	11686.50	35.33	38.76	17.23	48.59	74.00	-25.41	Peak	VERTICAL
4	12514.50	35.78	39.33	16.98	49.24	74.00	-24.76	Peak	VERTICAL
5	13296.50	36.26	40.80	17.27	51.30	74.00	-22.70	Peak	VERTICAL
6	14032.50	34.48	40.75	17.56	49.70	74.00	-24.30	Peak	VERTICAL

Note: 1. Result Level = Read Level + Antenna Factor + Cable loss.
2. If Peak Result complies with AV limit, AV Result is deemed to comply with AV limit.
3. Test setup: RBW: 1 MHz, VBW: 3 MHz, Sweep time: auto.
4. Margin = Result Level - Limit.

Radiated Emission Test Result

Test Site	: 10m Chamber		
Test Date	: 11-30-2024	**Tested By**	: Novak
EUT	: Formation performance multi-rotor UAV	**Model Number**	: Agile Bee 3
Power Supply	: BATTERY	**Test Mode**	: Tx mode
Memo	: 11ac20 MCS0 Ant1 5260MHz		

Data: 397

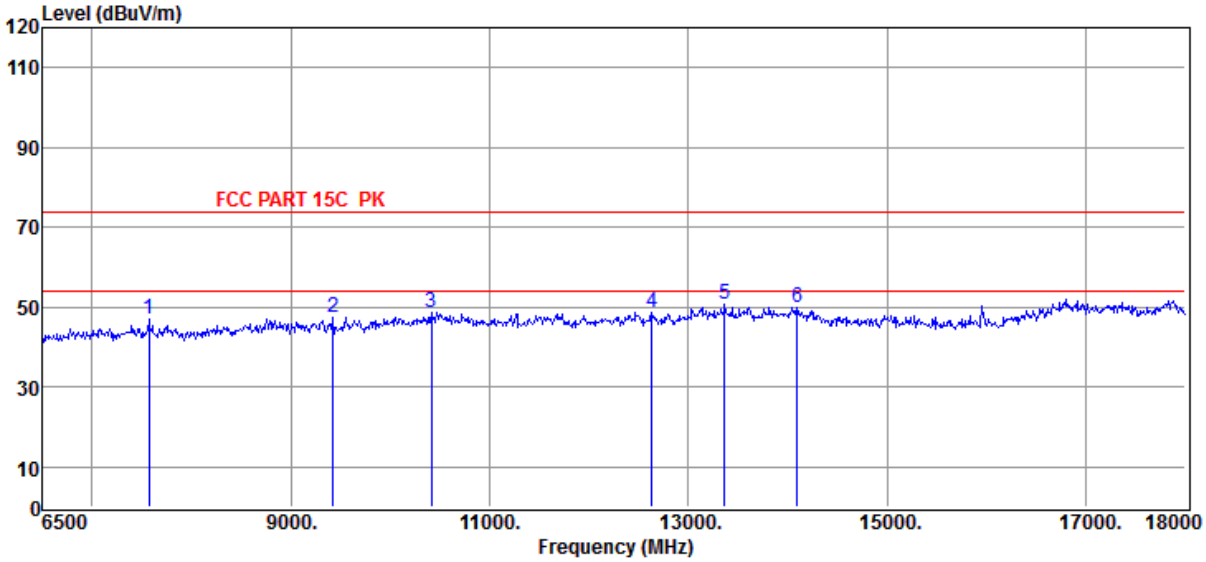

Item (Mark)	Freq. (MHz)	Read Level (dBµV)	Antenna Factor (dB/m)	Cable Loss dB	Result Level (dBµV/m)	Limit Line (dBµV/m)	Over Limit (dB)	Detector	Polarization
1	7569.50	37.24	37.92	14.67	47.00	74.00	-27.00	Peak	HORIZONTAL
2	9421.00	36.82	38.45	15.18	47.59	74.00	-26.41	Peak	HORIZONTAL
3	10410.00	35.27	38.96	17.34	48.77	74.00	-25.23	Peak	HORIZONTAL
4	12629.50	35.43	39.61	16.67	48.82	74.00	-25.18	Peak	HORIZONTAL
5	13365.50	35.86	40.87	17.22	50.91	74.00	-23.09	Peak	HORIZONTAL
6	14090.00	34.91	40.67	17.50	50.01	74.00	-23.99	Peak	HORIZONTAL

Note: 1. Result Level = Read Level + Antenna Factor + Cable loss.
2. If Peak Result complies with AV limit, AV Result is deemed to comply with AV limit.
3. Test setup: RBW: 1 MHz, VBW: 3 MHz, Sweep time: auto.
4. Margin = Result Level - Limit.

Radiated Emission Test Result

Test Site	: 10m Chamber		
Test Date	: 11-30-2024	**Tested By**	: Novak
EUT	: Formation performance multi-rotor UAV	**Model Number**	: Agile Bee 3
Power Supply	: BATTERY	**Test Mode**	: Tx mode
Memo	: 11ac20 MCS0 Ant1 5260MHz		

Data: 398

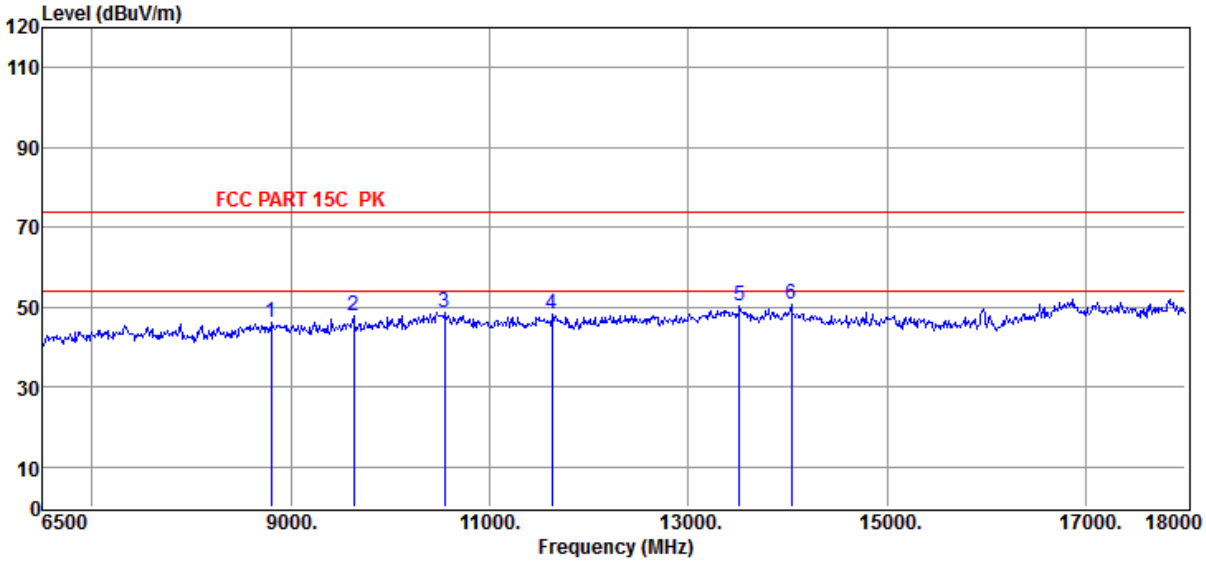

Item (Mark)	Freq. (MHz)	Read Level (dBµV)	Antenna Factor (dB/m)	Cable Loss dB	Result Level (dBµV/m)	Limit Line (dBµV/m)	Over Limit (dB)	Detector	Polarization
1	8800.00	35.79	38.08	15.31	46.26	74.00	-27.74	Peak	VERTICAL
2	9628.00	36.53	38.58	15.57	47.84	74.00	-26.16	Peak	VERTICAL
3	10548.00	35.20	38.99	17.36	48.75	74.00	-25.25	Peak	VERTICAL
4	11629.00	34.51	38.77	17.56	48.10	74.00	-25.90	Peak	VERTICAL
5	13515.00	35.49	40.99	17.08	50.51	74.00	-23.49	Peak	VERTICAL
6	14032.50	35.32	40.75	17.56	50.54	74.00	-23.46	Peak	VERTICAL

Note: 1. Result Level = Read Level + Antenna Factor + Cable loss.
2. If Peak Result complies with AV limit, AV Result is deemed to comply with AV limit.
3. Test setup: RBW: 1 MHz, VBW: 3 MHz, Sweep time: auto.
4. Margin = Result Level - Limit.

Radiated Emission Test Result

Test Site	: 10m Chamber		
Test Date	: 11-30-2024	**Tested By**	: Novak
EUT	: Formation performance multi-rotor UAV	**Model Number**	: Agile Bee 3
Power Supply	: BATTERY	**Test Mode**	: Tx mode
Memo	: 11ac20 MCS0 Ant2 5260MHz		

Data: 399

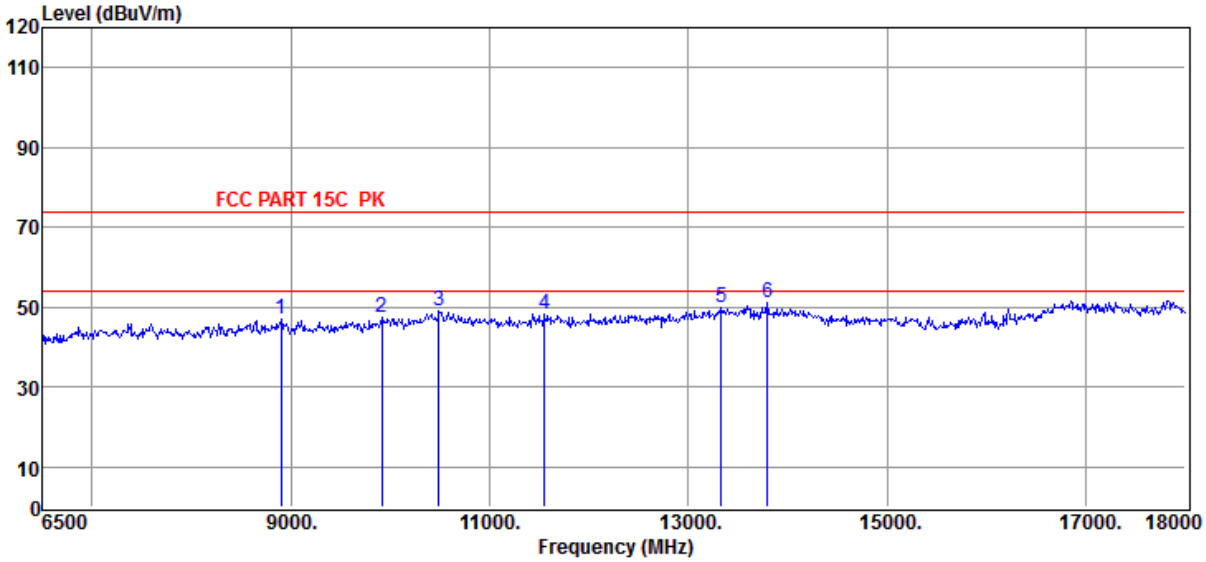

Item (Mark)	Freq. (MHz)	Read Level (dBµV)	Antenna Factor (dB/m)	Cable Loss dB	Result Level (dBµV/m)	Limit Line (dBµV/m)	Over Limit (dB)	Detector	Polarization
1	8903.50	36.43	38.14	15.40	47.06	74.00	-26.94	Peak	HORIZONTAL
2	9915.50	35.19	38.75	16.10	47.23	74.00	-26.77	Peak	HORIZONTAL
3	10490.50	35.35	39.00	17.35	48.90	74.00	-25.10	Peak	HORIZONTAL
4	11548.50	34.80	38.79	17.44	48.28	74.00	-25.72	Peak	HORIZONTAL
5	13331.00	34.80	40.83	17.24	49.84	74.00	-24.16	Peak	HORIZONTAL
6	13791.00	36.20	40.88	17.05	51.05	74.00	-22.95	Peak	HORIZONTAL

Note: 1. Result Level = Read Level + Antenna Factor + Cable loss.
2. If Peak Result complies with AV limit, AV Result is deemed to comply with AV limit.
3. Test setup: RBW: 1 MHz, VBW: 3 MHz, Sweep time: auto.
4. Margin = Result Level - Limit.

Radiated Emission Test Result

Test Site	: 10m Chamber		
Test Date	: 11-30-2024	**Tested By**	: Novak
EUT	: Formation performance multi-rotor UAV	**Model Number**	: Agile Bee 3
Power Supply	: BATTERY	**Test Mode**	: Tx mode
Memo	: 11ac20 MCS0 Ant2 5260MHz		

Data: 400

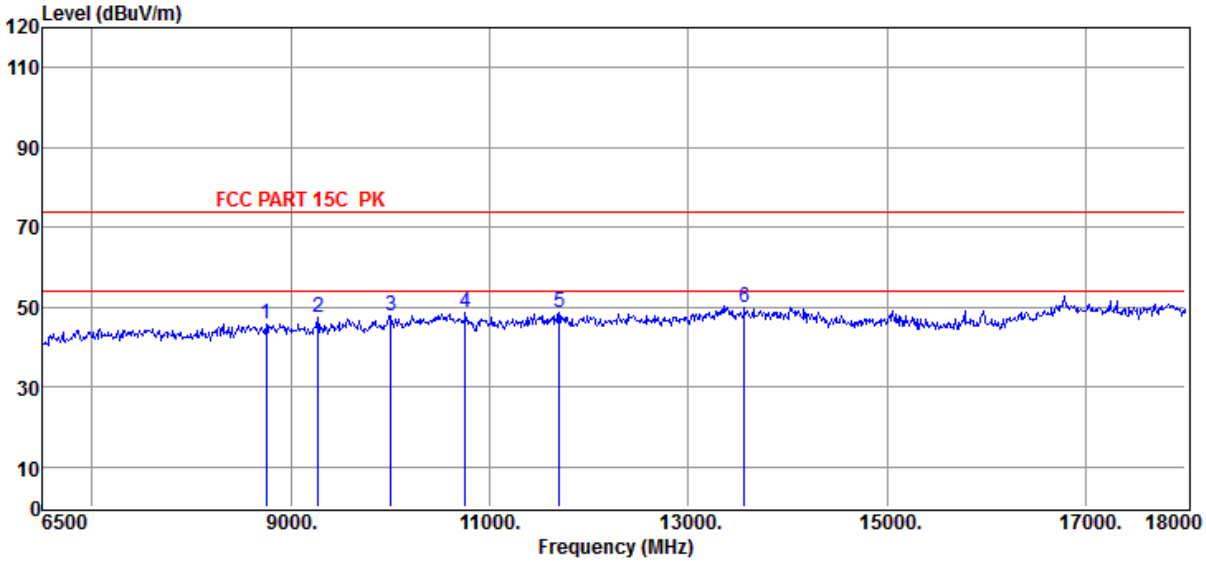

Item (Mark)	Freq. (MHz)	Read Level (dBµV)	Antenna Factor (dB/m)	Cable Loss dB	Result Level (dBµV/m)	Limit Line (dBµV/m)	Over Limit (dB)	Detector	Polarization
1	8754.00	35.68	38.05	15.08	45.89	74.00	-28.11	Peak	VERTICAL
2	9271.50	36.67	38.36	15.16	47.32	74.00	-26.68	Peak	VERTICAL
3	10007.50	35.80	38.80	16.19	47.99	74.00	-26.01	Peak	VERTICAL
4	10755.00	35.86	38.95	16.56	48.57	74.00	-25.43	Peak	VERTICAL
5	11698.00	35.57	38.76	17.17	48.77	74.00	-25.23	Peak	VERTICAL
6	13561.00	35.06	40.98	17.03	50.01	74.00	-23.99	Peak	VERTICAL

Note: 1. Result Level = Read Level + Antenna Factor + Cable loss.
2. If Peak Result complies with AV limit, AV Result is deemed to comply with AV limit.
3. Test setup: RBW: 1 MHz, VBW: 3 MHz, Sweep time: auto.
4. Margin = Result Level - Limit.

Radiated Emission Test Result

Test Site	: 10m Chamber		
Test Date	: 11-30-2024	**Tested By**	: Novak
EUT	: Formation performance multi-rotor UAV	**Model Number**	: Agile Bee 3
Power Supply	: BATTERY	**Test Mode**	: Tx mode
Memo	: 11ac20 MCS0 Ant1 5280MHz		

Data: 401

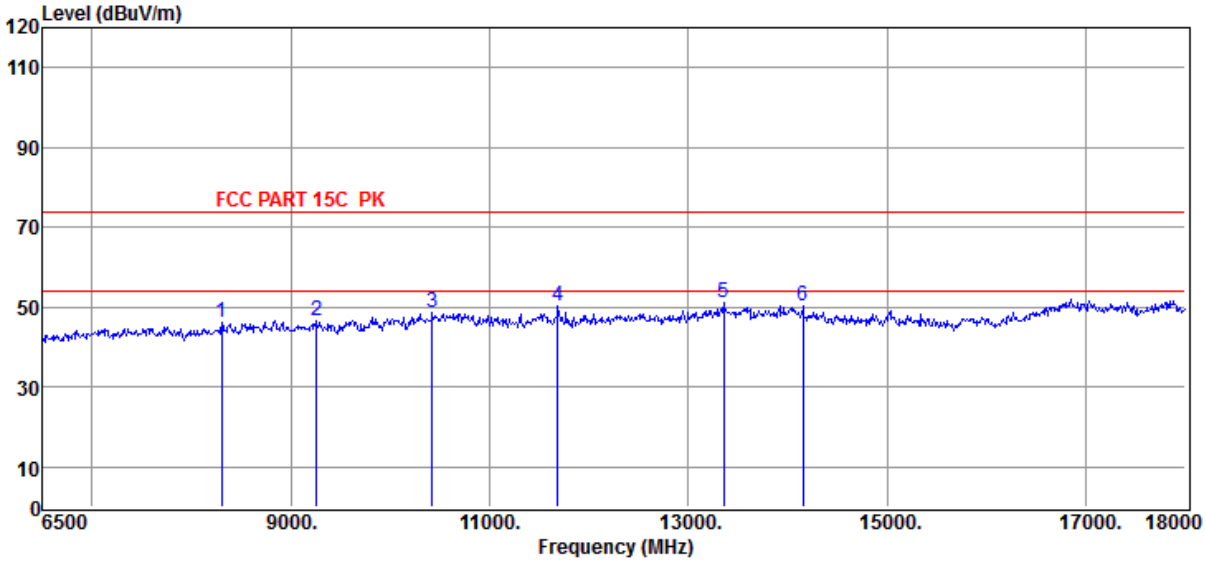

Item (Mark)	Freq. (MHz)	Read Level (dBµV)	Antenna Factor (dB/m)	Cable Loss dB	Result Level (dBµV/m)	Limit Line (dBµV/m)	Over Limit (dB)	Detector	Polarization
1	8305.50	36.85	37.71	14.66	46.25	74.00	-27.75	Peak	HORIZONTAL
2	9260.00	36.08	38.36	15.12	46.69	74.00	-27.31	Peak	HORIZONTAL
3	10421.50	34.98	38.97	17.34	48.49	74.00	-25.51	Peak	HORIZONTAL
4	11686.50	36.85	38.76	17.23	50.11	74.00	-23.89	Peak	HORIZONTAL
5	13354.00	36.20	40.85	17.22	51.23	74.00	-22.77	Peak	HORIZONTAL
6	14147.50	35.49	40.59	17.44	50.46	74.00	-23.54	Peak	HORIZONTAL

Note: 1. Result Level = Read Level + Antenna Factor + Cable loss.
2. If Peak Result complies with AV limit, AV Result is deemed to comply with AV limit.
3. Test setup: RBW: 1 MHz, VBW: 3 MHz, Sweep time: auto.
4. Margin = Result Level - Limit.

Radiated Emission Test Result

Test Site	: 10m Chamber		
Test Date	: 11-30-2024	**Tested By**	: Novak
EUT	: Formation performance multi-rotor UAV	**Model Number**	: Agile Bee 3
Power Supply	: BATTERY	**Test Mode**	: Tx mode
Memo	: 11ac20 MCS0 Ant1 5280MHz		

Data: 402

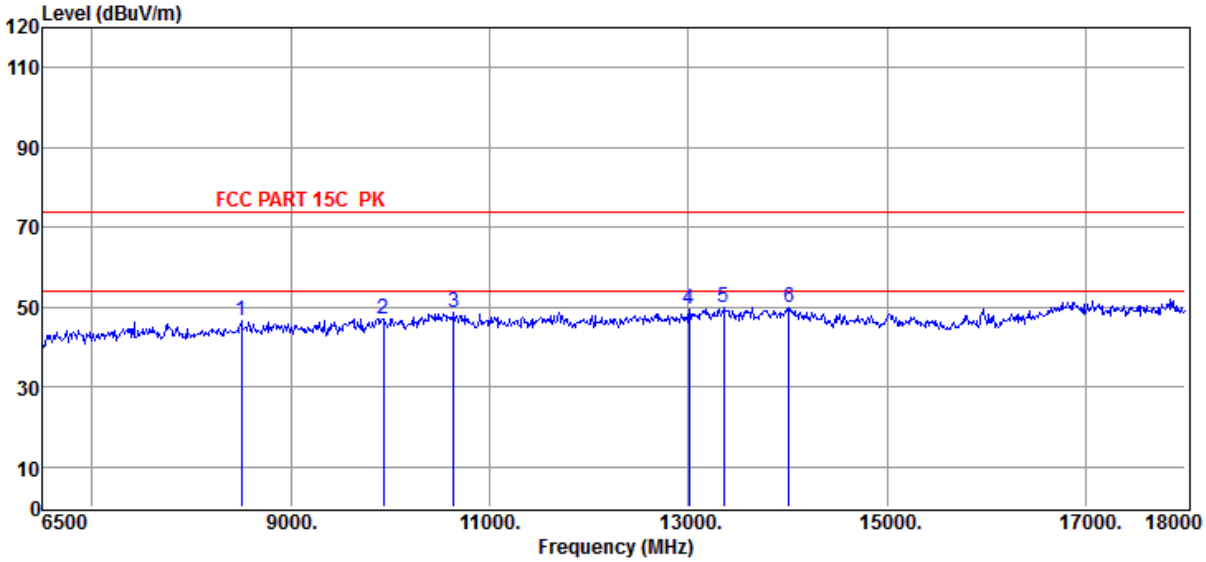

Item (Mark)	Freq. (MHz)	Read Level (dBµV)	Antenna Factor (dB/m)	Cable Loss dB	Result Level (dBµV/m)	Limit Line (dBµV/m)	Over Limit (dB)	Detector	Polarization
1	8501.00	36.56	37.90	15.01	46.52	74.00	-27.48	Peak	VERTICAL
2	9927.00	35.13	38.76	16.11	47.19	74.00	-26.81	Peak	VERTICAL
3	10640.00	35.22	38.97	17.16	48.55	74.00	-25.45	Peak	VERTICAL
4	13009.00	35.66	40.51	16.51	49.68	74.00	-24.32	Peak	VERTICAL
5	13354.00	34.87	40.85	17.22	49.90	74.00	-24.10	Peak	VERTICAL
6	14009.50	34.80	40.79	17.59	50.08	74.00	-23.92	Peak	VERTICAL

Note: 1. Result Level = Read Level + Antenna Factor + Cable loss.
2. If Peak Result complies with AV limit, AV Result is deemed to comply with AV limit.
3. Test setup: RBW: 1 MHz, VBW: 3 MHz, Sweep time: auto.
4. Margin = Result Level - Limit.

Radiated Emission Test Result

Test Site	: 10m Chamber		
Test Date	: 11-30-2024	**Tested By**	: Novak
EUT	: Formation performance multi-rotor UAV	**Model Number**	: Agile Bee 3
Power Supply	: BATTERY	**Test Mode**	: Tx mode
Memo	: 11ac20 MCS0 Ant2 5280MHz		

Data: 403

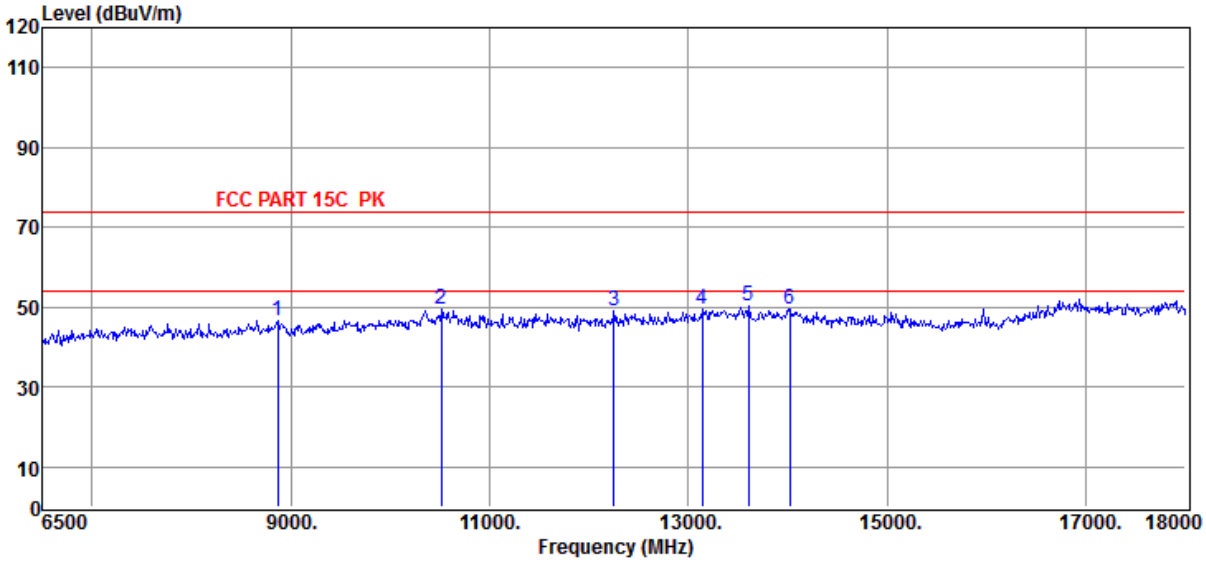

Item (Mark)	Freq. (MHz)	Read Level (dBµV)	Antenna Factor (dB/m)	Cable Loss dB	Result Level (dBµV/m)	Limit Line (dBµV/m)	Over Limit (dB)	Detector	Polarization
1	8869.00	36.06	38.12	15.39	46.66	74.00	-27.34	Peak	HORIZONTAL
2	10513.50	35.76	39.00	17.36	49.32	74.00	-24.68	Peak	HORIZONTAL
3	12250.00	35.92	39.00	17.01	49.15	74.00	-24.85	Peak	HORIZONTAL
4	13135.50	34.78	40.64	17.06	49.47	74.00	-24.53	Peak	HORIZONTAL
5	13607.00	35.37	40.96	16.99	50.26	74.00	-23.74	Peak	HORIZONTAL
6	14021.00	34.28	40.77	17.58	49.54	74.00	-24.46	Peak	HORIZONTAL

Note: 1. Result Level = Read Level + Antenna Factor + Cable loss.
2. If Peak Result complies with AV limit, AV Result is deemed to comply with AV limit.
3. Test setup: RBW: 1 MHz, VBW: 3 MHz, Sweep time: auto.
4. Margin = Result Level - Limit.

Radiated Emission Test Result

Test Site	: 10m Chamber		
Test Date	: 11-30-2024	**Tested By**	: Novak
EUT	: Formation performance multi-rotor UAV	**Model Number**	: Agile Bee 3
Power Supply	: BATTERY	**Test Mode**	: Tx mode
Memo	: 11ac20 MCS0 Ant2 5280MHz		

Data: 404

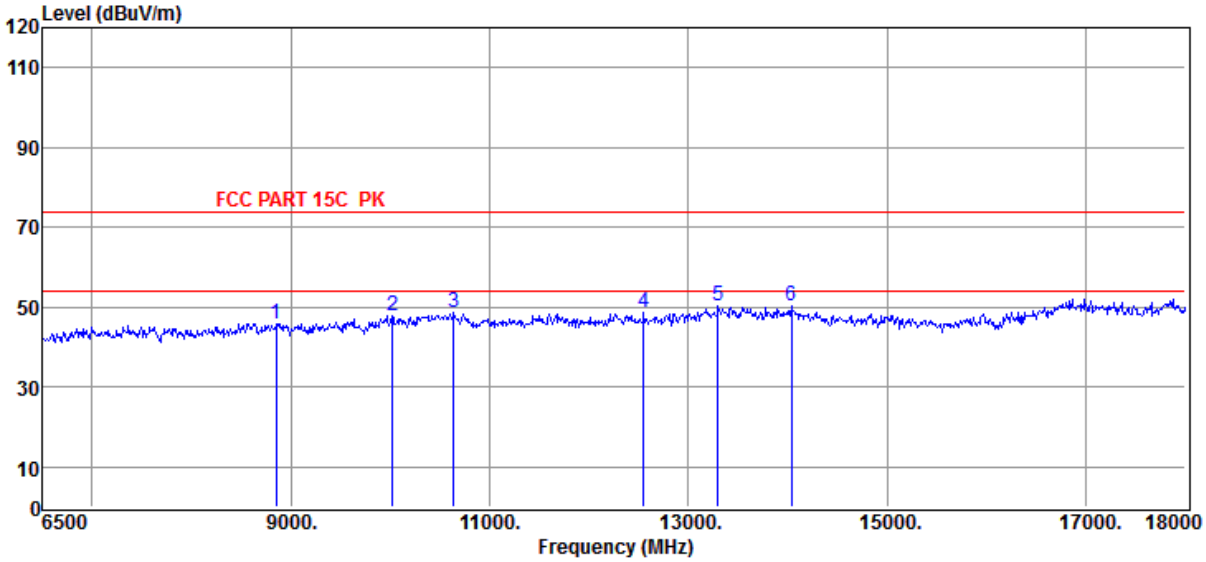

Item (Mark)	Freq. (MHz)	Read Level (dBµV)	Antenna Factor (dB/m)	Cable Loss dB	Result Level (dBµV/m)	Limit Line (dBµV/m)	Over Limit (dB)	Detector	Polarization
1	8846.00	35.43	38.11	15.36	45.98	74.00	-28.02	Peak	VERTICAL
2	10019.00	35.57	38.81	16.17	47.75	74.00	-26.25	Peak	VERTICAL
3	10640.00	35.13	38.97	17.16	48.46	74.00	-25.54	Peak	VERTICAL
4	12549.00	35.35	39.42	16.88	48.79	74.00	-25.21	Peak	VERTICAL
5	13296.50	35.07	40.80	17.27	50.11	74.00	-23.89	Peak	VERTICAL
6	14032.50	35.14	40.75	17.56	50.36	74.00	-23.64	Peak	VERTICAL

Note: 1. Result Level = Read Level + Antenna Factor + Cable loss.
2. If Peak Result complies with AV limit, AV Result is deemed to comply with AV limit.
3. Test setup: RBW: 1 MHz, VBW: 3 MHz, Sweep time: auto.
4. Margin = Result Level - Limit.

Radiated Emission Test Result

Test Site	: 10m Chamber		
Test Date	: 11-30-2024	**Tested By**	: Novak
EUT	: Formation performance multi-rotor UAV	**Model Number**	: Agile Bee 3
Power Supply	: BATTERY	**Test Mode**	: Tx mode
Memo	: 11ac20 MCS0 Ant1 5320MHz		

Data: 405

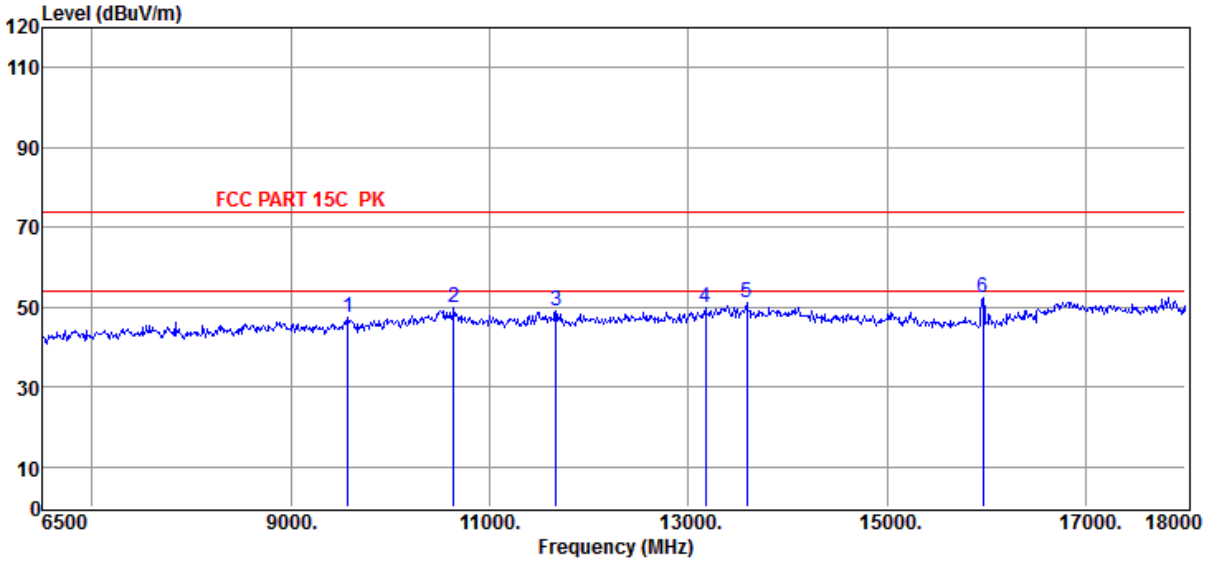

Item (Mark)	Freq. (MHz)	Read Level (dBµV)	Antenna Factor (dB/m)	Cable Loss dB	Result Level (dBµV/m)	Limit Line (dBµV/m)	Over Limit (dB)	Detector	Polarization
1	9570.50	36.00	38.54	15.59	47.29	74.00	-26.71	Peak	HORIZONTAL
2	10640.00	36.37	38.97	17.16	49.70	74.00	-24.30	Peak	HORIZONTAL
3	11663.50	35.75	38.77	17.36	49.15	74.00	-24.85	Peak	HORIZONTAL
4	13170.00	34.88	40.67	17.21	49.74	74.00	-24.26	Peak	HORIZONTAL
5	13584.00	36.04	40.97	17.01	50.96	74.00	-23.04	Peak	HORIZONTAL
6	15964.50	38.18	39.17	17.72	52.46	74.00	-21.54	Peak	HORIZONTAL

Note: 1. Result Level = Read Level + Antenna Factor + Cable loss.
2. If Peak Result complies with AV limit, AV Result is deemed to comply with AV limit.
3. Test setup: RBW: 1 MHz, VBW: 3 MHz, Sweep time: auto.
4. Margin = Result Level - Limit.

Radiated Emission Test Result

Test Site : 10m Chamber

Test Date : 11-30-2024 **Tested By** : Novak

EUT : Formation performance multi-rotor UAV **Model Number** : Agile Bee 3

Power Supply : BATTERY **Test Mode** : Tx mode

Memo : 11ac20 MCS0 Ant1 5320MHz

Data: 406

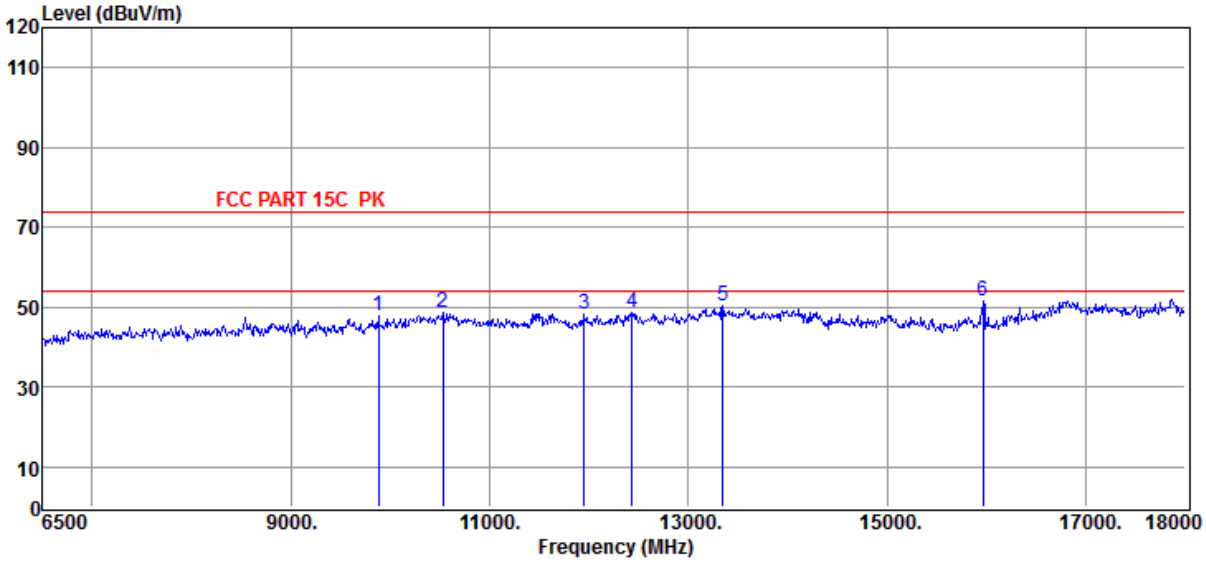

Item (Mark)	Freq. (MHz)	Read Level (dBµV)	Antenna Factor (dB/m)	Cable Loss dB	Result Level (dBµV/m)	Limit Line (dBµV/m)	Over Limit (dB)	Detector	Polarization
1	9881.00	36.08	38.73	15.95	47.95	74.00	-26.05	Peak	VERTICAL
2	10525.00	35.05	38.99	17.36	48.60	74.00	-25.40	Peak	VERTICAL
3	11951.00	35.62	38.71	16.78	48.41	74.00	-25.59	Peak	VERTICAL
4	12434.00	35.07	39.22	17.21	48.67	74.00	-25.33	Peak	VERTICAL
5	13342.50	35.21	40.84	17.23	50.25	74.00	-23.75	Peak	VERTICAL
6	15964.50	37.11	39.17	17.72	51.39	74.00	-22.61	Peak	VERTICAL

Note: 1. Result Level = Read Level + Antenna Factor + Cable loss.
2. If Peak Result complies with AV limit, AV Result is deemed to comply with AV limit.
3. Test setup: RBW: 1 MHz, VBW: 3 MHz, Sweep time: auto.
4. Margin = Result Level - Limit.