Radiated Emission Test Result

Test Site	: 10m Chamber		
Test Date	: 11-30-2024	**Tested By**	: Novak
EUT	: Formation performance multi-rotor UAV	**Model Number**	: Agile Bee 3
Power Supply	: BATTERY	**Test Mode**	: Tx mode
Memo	: 11ac20 MCS0 Ant2 5320MHz		

Data: 407

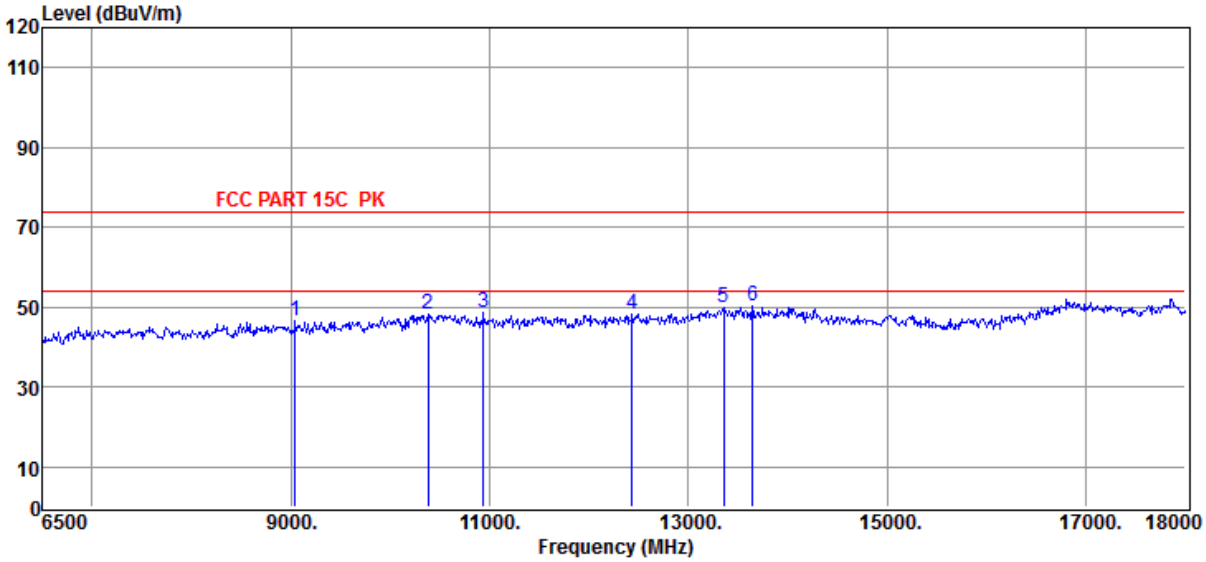

Item (Mark)	Freq. (MHz)	Read Level (dBµV)	Antenna Factor (dB/m)	Cable Loss dB	Result Level (dBµV/m)	Limit Line (dBµV/m)	Over Limit (dB)	Detector	Polarization
1	9041.50	36.56	38.22	14.87	46.75	74.00	-27.25	Peak	HORIZONTAL
2	10375.50	35.05	38.95	17.16	48.36	74.00	-25.64	Peak	HORIZONTAL
3	10939.00	36.13	38.91	16.26	48.50	74.00	-25.50	Peak	HORIZONTAL
4	12434.00	34.73	39.22	17.21	48.33	74.00	-25.67	Peak	HORIZONTAL
5	13354.00	34.81	40.85	17.22	49.84	74.00	-24.16	Peak	HORIZONTAL
6	13641.50	35.43	40.94	17.00	50.31	74.00	-23.69	Peak	HORIZONTAL

Note: 1. Result Level = Read Level + Antenna Factor + Cable loss.
2. If Peak Result complies with AV limit, AV Result is deemed to comply with AV limit.
3. Test setup: RBW: 1 MHz, VBW: 3 MHz, Sweep time: auto.
4. Margin = Result Level - Limit.

Radiated Emission Test Result

Test Site	: 10m Chamber		
Test Date	: 11-30-2024	**Tested By**	: Novak
EUT	: Formation performance multi-rotor UAV	**Model Number**	: Agile Bee 3
Power Supply	: BATTERY	**Test Mode**	: Tx mode
Memo	: 11ac20 MCS0 Ant2 5320MHz		

Data: 408

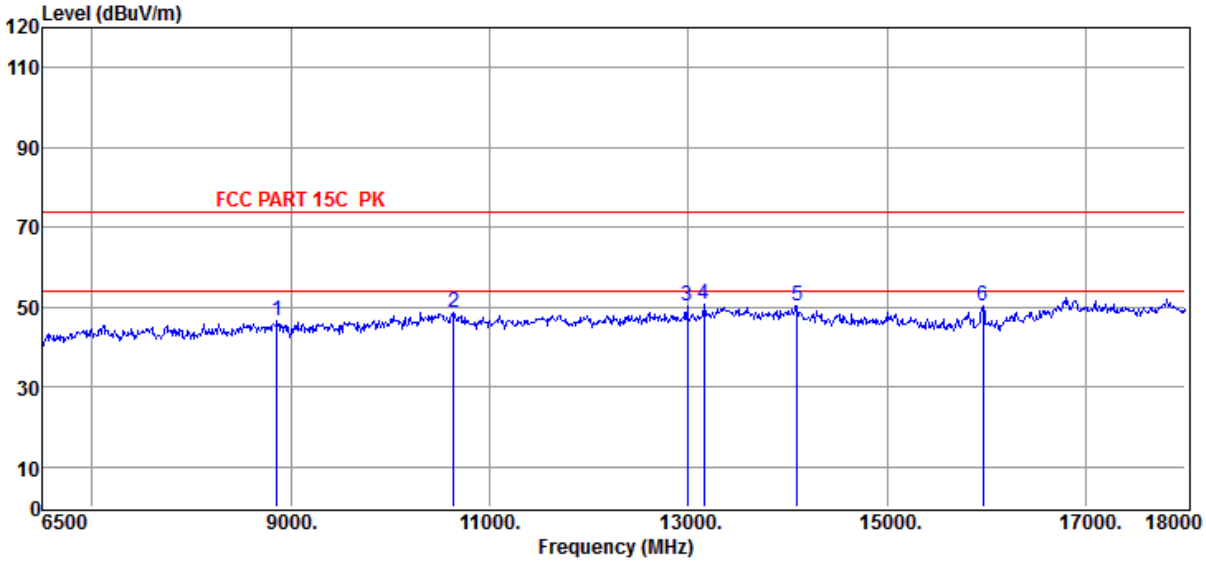

Item (Mark)	Freq. (MHz)	Read Level (dBµV)	Antenna Factor (dB/m)	Cable Loss dB	Result Level (dBµV/m)	Limit Line (dBµV/m)	Over Limit (dB)	Detector	Polarization
1	8857.50	35.96	38.11	15.37	46.53	74.00	-27.47	Peak	VERTICAL
2	10640.00	35.20	38.97	17.16	48.53	74.00	-25.47	Peak	VERTICAL
3	12986.00	36.53	40.47	16.46	50.46	74.00	-23.54	Peak	VERTICAL
4	13158.50	35.91	40.66	17.16	50.71	74.00	-23.29	Peak	VERTICAL
5	14090.00	35.23	40.67	17.50	50.33	74.00	-23.67	Peak	VERTICAL
6	15964.50	36.04	39.17	17.72	50.32	74.00	-23.68	Peak	VERTICAL

Note: 1. Result Level = Read Level + Antenna Factor + Cable loss.
2. If Peak Result complies with AV limit, AV Result is deemed to comply with AV limit.
3. Test setup: RBW: 1 MHz, VBW: 3 MHz, Sweep time: auto.
4. Margin = Result Level - Limit.

Radiated Emission Test Result

Test Site	: 10m Chamber		
Test Date	: 11-30-2024	**Tested By**	: Novak
EUT	: Formation performance multi-rotor UAV	**Model Number**	: Agile Bee 3
Power Supply	: BATTERY	**Test Mode**	: Tx mode
Memo	: 11ac20 MCS0 Ant1 5500MHz		

Data: 409

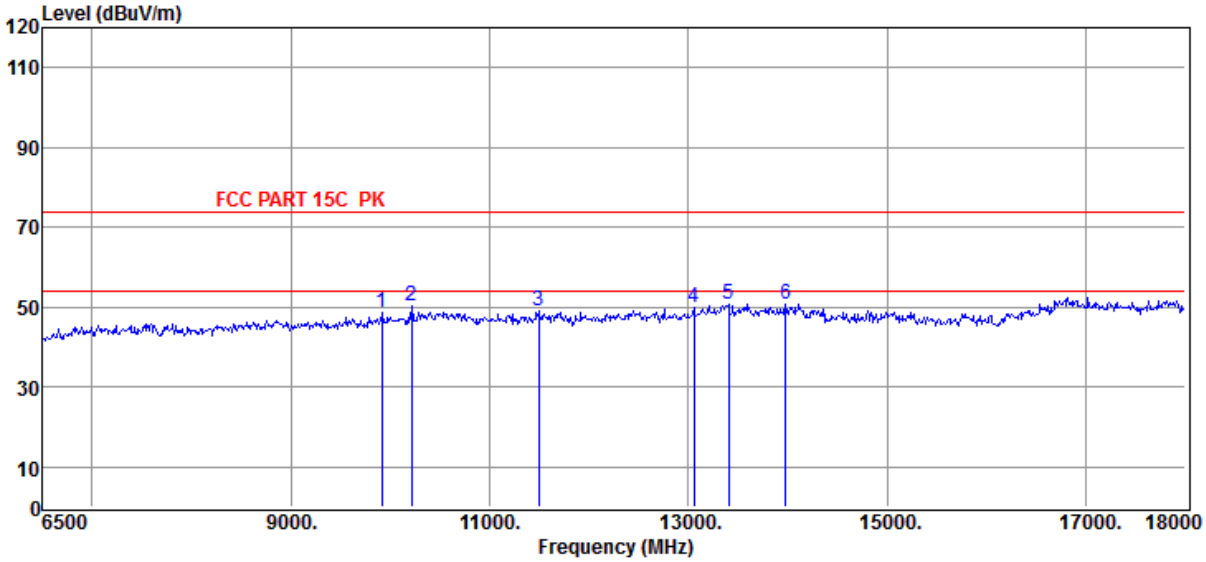

Item (Mark)	Freq. (MHz)	Read Level (dBµV)	Antenna Factor (dB/m)	Cable Loss dB	Result Level (dBµV/m)	Limit Line (dBµV/m)	Over Limit (dB)	Detector	Polarization
1	9915.50	36.42	38.75	16.10	48.46	74.00	-25.54	Peak	HORIZONTAL
2	10214.50	38.18	38.89	16.01	50.28	74.00	-23.72	Peak	HORIZONTAL
3	11491.00	35.93	38.80	17.13	49.11	74.00	-24.89	Peak	HORIZONTAL
4	13055.00	35.62	40.56	16.71	49.88	74.00	-24.12	Peak	HORIZONTAL
5	13400.00	35.68	40.90	17.19	50.73	74.00	-23.27	Peak	HORIZONTAL
6	13975.00	35.59	40.81	17.53	50.83	74.00	-23.17	Peak	HORIZONTAL

Note: 1. Result Level = Read Level + Antenna Factor + Cable loss.
2. If Peak Result complies with AV limit, AV Result is deemed to comply with AV limit.
3. Test setup: RBW: 1 MHz, VBW: 3 MHz, Sweep time: auto.
4. Margin = Result Level - Limit.

Radiated Emission Test Result

Test Site	: 10m Chamber		
Test Date	: 11-30-2024	**Tested By**	: Novak
EUT	: Formation performance multi-rotor UAV	**Model Number**	: Agile Bee 3
Power Supply	: BATTERY	**Test Mode**	: Tx mode
Memo	: 11ac20 MCS0 Ant1 5500MHz		

Data: 410

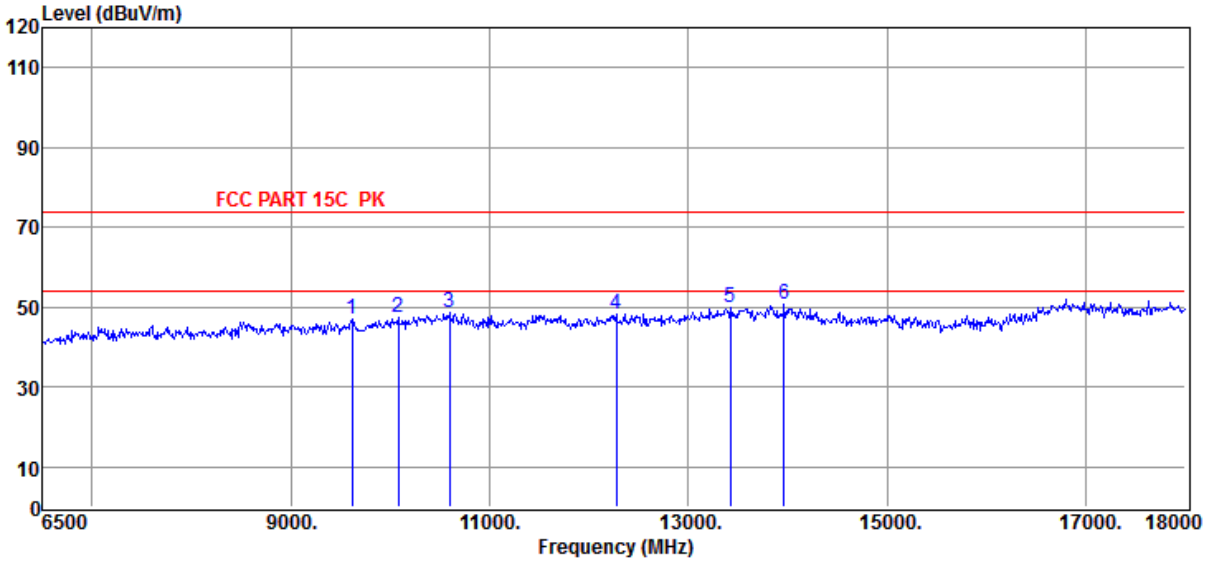

Item (Mark)	Freq. (MHz)	Read Level (dBµV)	Antenna Factor (dB/m)	Cable Loss dB	Result Level (dBµV/m)	Limit Line (dBµV/m)	Over Limit (dB)	Detector	Polarization
1	9616.50	35.54	38.57	15.57	46.84	74.00	-27.16	Peak	VERTICAL
2	10076.50	35.50	38.83	16.09	47.62	74.00	-26.38	Peak	VERTICAL
3	10594.00	35.01	38.98	17.37	48.56	74.00	-25.44	Peak	VERTICAL
4	12273.00	34.89	39.03	17.06	48.20	74.00	-25.80	Peak	VERTICAL
5	13423.00	34.78	40.92	17.17	49.83	74.00	-24.17	Peak	VERTICAL
6	13963.50	35.32	40.81	17.50	50.53	74.00	-23.47	Peak	VERTICAL

Note: 1. Result Level = Read Level + Antenna Factor + Cable loss.
2. If Peak Result complies with AV limit, AV Result is deemed to comply with AV limit.
3. Test setup: RBW: 1 MHz, VBW: 3 MHz, Sweep time: auto.
4. Margin = Result Level - Limit.

Radiated Emission Test Result

Test Site	: 10m Chamber		
Test Date	: 11-30-2024	**Tested By**	: Novak
EUT	: Formation performance multi-rotor UAV	**Model Number**	: Agile Bee 3
Power Supply	: BATTERY	**Test Mode**	: Tx mode
Memo	: 11ac20 MCS0 Ant2 5500MHz		

Data: 411

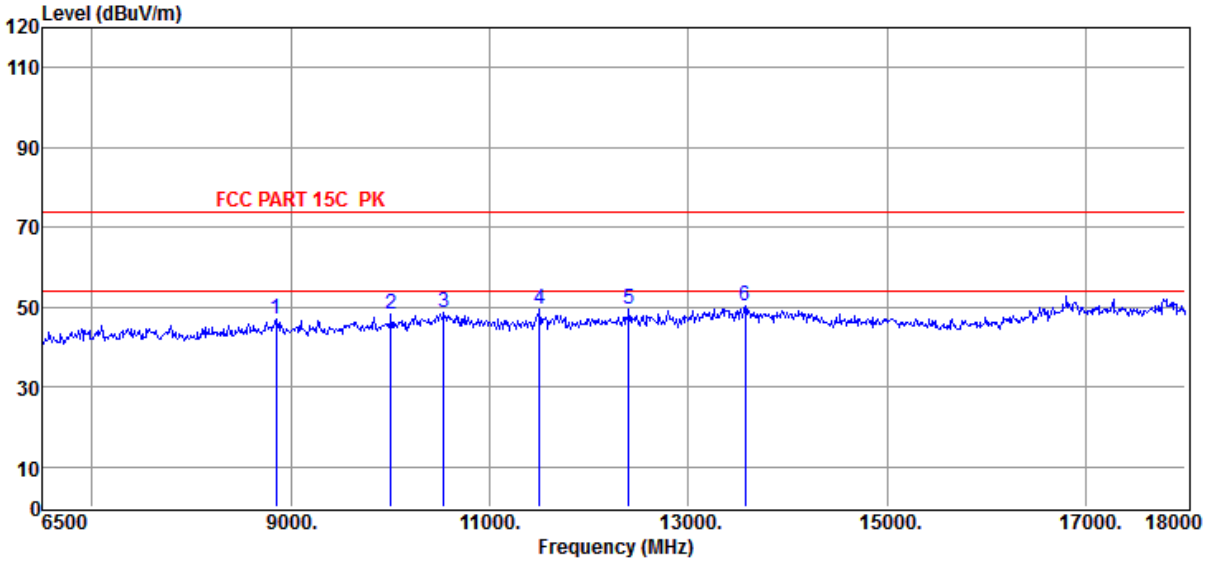

Item (Mark)	Freq. (MHz)	Read Level (dBµV)	Antenna Factor (dB/m)	Cable Loss dB	Result Level (dBµV/m)	Limit Line (dBµV/m)	Over Limit (dB)	Detector	Polarization
1	8846.00	36.42	38.11	15.36	46.97	74.00	-27.03	Peak	HORIZONTAL
2	10007.50	36.13	38.80	16.19	48.32	74.00	-25.68	Peak	HORIZONTAL
3	10536.50	35.09	38.99	17.36	48.64	74.00	-25.36	Peak	HORIZONTAL
4	11502.50	36.09	38.80	17.19	49.33	74.00	-24.67	Peak	HORIZONTAL
5	12399.50	35.82	39.18	17.31	49.49	74.00	-24.51	Peak	HORIZONTAL
6	13572.50	35.43	40.97	17.02	50.36	74.00	-23.64	Peak	HORIZONTAL

Note: 1. Result Level = Read Level + Antenna Factor + Cable loss.
2. If Peak Result complies with AV limit, AV Result is deemed to comply with AV limit.
3. Test setup: RBW: 1 MHz, VBW: 3 MHz, Sweep time: auto.
4. Margin = Result Level - Limit.

Radiated Emission Test Result

Test Site	: 10m Chamber		
Test Date	: 11-30-2024	**Tested By**	: Novak
EUT	: Formation performance multi-rotor UAV	**Model Number**	: Agile Bee 3
Power Supply	: BATTERY	**Test Mode**	: Tx mode
Memo	: 11ac20 MCS0 Ant2 5500MHz		

Data: 412

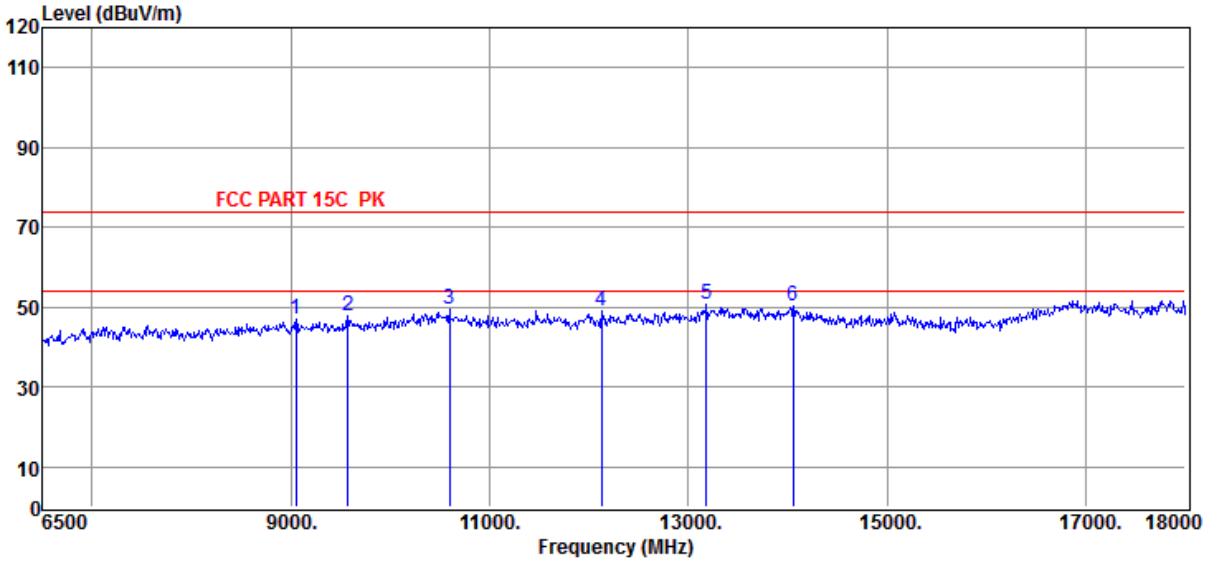

Item (Mark)	Freq. (MHz)	Read Level (dBµV)	Antenna Factor (dB/m)	Cable Loss dB	Result Level (dBµV/m)	Limit Line (dBµV/m)	Over Limit (dB)	Detector	Polarization
1	9053.00	36.57	38.23	14.91	46.82	74.00	-27.18	Peak	VERTICAL
2	9570.50	36.58	38.54	15.59	47.87	74.00	-26.13	Peak	VERTICAL
3	10594.00	36.06	38.98	17.37	49.61	74.00	-24.39	Peak	VERTICAL
4	12123.50	36.21	38.85	16.88	49.20	74.00	-24.80	Peak	VERTICAL
5	13181.50	35.91	40.68	17.26	50.83	74.00	-23.17	Peak	VERTICAL
6	14055.50	35.23	40.72	17.54	50.41	74.00	-23.59	Peak	VERTICAL

Note: 1. Result Level = Read Level + Antenna Factor + Cable loss.
2. If Peak Result complies with AV limit, AV Result is deemed to comply with AV limit.
3. Test setup: RBW: 1 MHz, VBW: 3 MHz, Sweep time: auto.
4. Margin = Result Level - Limit.

Radiated Emission Test Result

Test Site	: 10m Chamber		
Test Date	: 11-30-2024	**Tested By**	: Novak
EUT	: Formation performance multi-rotor UAV	**Model Number**	: Agile Bee 3
Power Supply	: BATTERY	**Test Mode**	: Tx mode
Memo	: 11ac20 MCS0 Ant1 5600MHz		

Data: 413

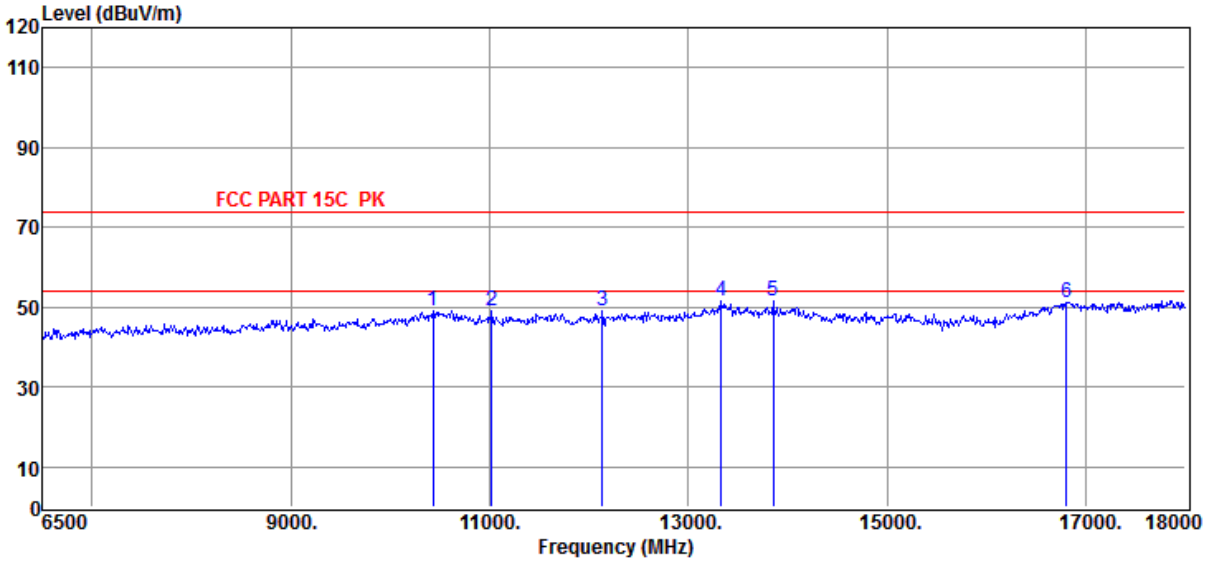

Item (Mark)	Freq. (MHz)	Read Level (dBµV)	Antenna Factor (dB/m)	Cable Loss dB	Result Level (dBµV/m)	Limit Line (dBµV/m)	Over Limit (dB)	Detector	Polarization
1	10433.00	35.53	38.97	17.34	49.04	74.00	-24.96	Peak	HORIZONTAL
2	11019.50	36.70	38.90	16.24	49.04	74.00	-24.96	Peak	HORIZONTAL
3	12135.00	36.01	38.86	16.89	49.02	74.00	-24.98	Peak	HORIZONTAL
4	13331.00	36.58	40.83	17.24	51.62	74.00	-22.38	Peak	HORIZONTAL
5	13848.50	36.51	40.86	17.18	51.47	74.00	-22.53	Peak	HORIZONTAL
6	16804.00	32.38	41.77	19.69	51.24	74.00	-22.76	Peak	HORIZONTAL

Note: 1. Result Level = Read Level + Antenna Factor + Cable loss.
2. If Peak Result complies with AV limit, AV Result is deemed to comply with AV limit.
3. Test setup: RBW: 1 MHz, VBW: 3 MHz, Sweep time: auto.
4. Margin = Result Level - Limit.

Radiated Emission Test Result

Test Site	: 10m Chamber		
Test Date	: 11-30-2024	**Tested By**	: Novak
EUT	: Formation performance multi-rotor UAV	**Model Number**	: Agile Bee 3
Power Supply	: BATTERY	**Test Mode**	: Tx mode
Memo	: 11ac20 MCS0 Ant1 5600MHz		

Data: 414

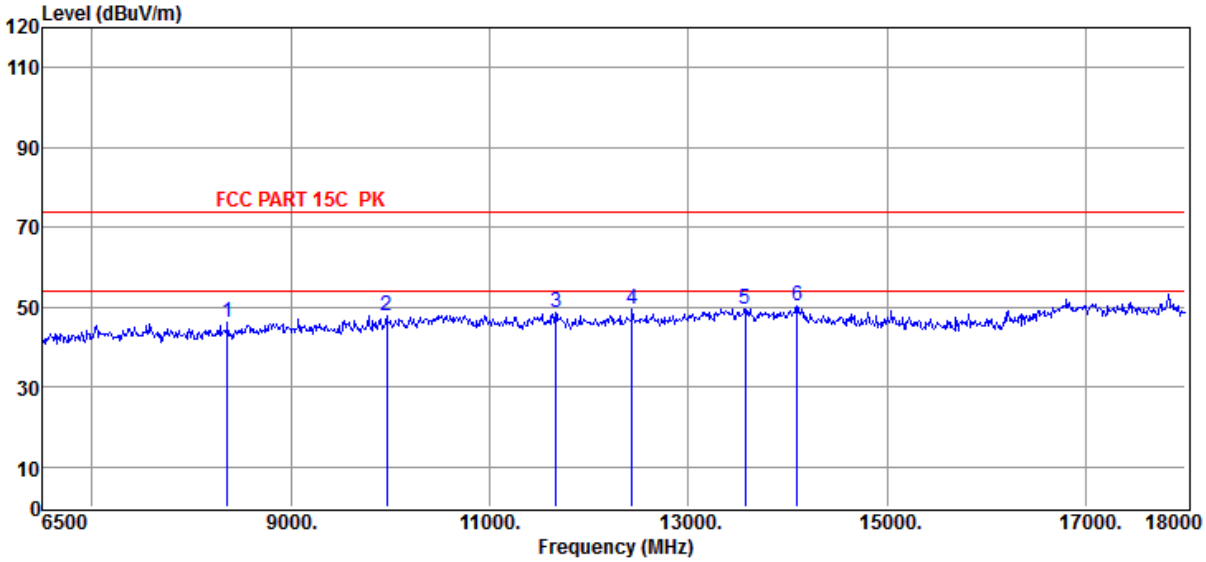

Item (Mark)	Freq. (MHz)	Read Level (dBµV)	Antenna Factor (dB/m)	Cable Loss dB	Result Level (dBµV/m)	Limit Line (dBµV/m)	Over Limit (dB)	Detector	Polarization
1	8363.00	36.99	37.76	14.57	46.36	74.00	-27.64	Peak	VERTICAL
2	9961.50	35.85	38.78	16.15	47.98	74.00	-26.02	Peak	VERTICAL
3	11663.50	35.18	38.77	17.36	48.58	74.00	-25.42	Peak	VERTICAL
4	12434.00	36.01	39.22	17.21	49.61	74.00	-24.39	Peak	VERTICAL
5	13572.50	34.57	40.97	17.02	49.50	74.00	-24.50	Peak	VERTICAL
6	14090.00	35.06	40.67	17.50	50.16	74.00	-23.84	Peak	VERTICAL

Note: 1. Result Level = Read Level + Antenna Factor + Cable loss.
2. If Peak Result complies with AV limit, AV Result is deemed to comply with AV limit.
3. Test setup: RBW: 1 MHz, VBW: 3 MHz, Sweep time: auto.
4. Margin = Result Level - Limit.

Radiated Emission Test Result

Test Site	: 10m Chamber		
Test Date	: 11-30-2024	**Tested By**	: Novak
EUT	: Formation performance multi-rotor UAV	**Model Number**	: Agile Bee 3
Power Supply	: BATTERY	**Test Mode**	: Tx mode
Memo	: 11ac20 MCS0 Ant2 5600MHz		

Data: 415

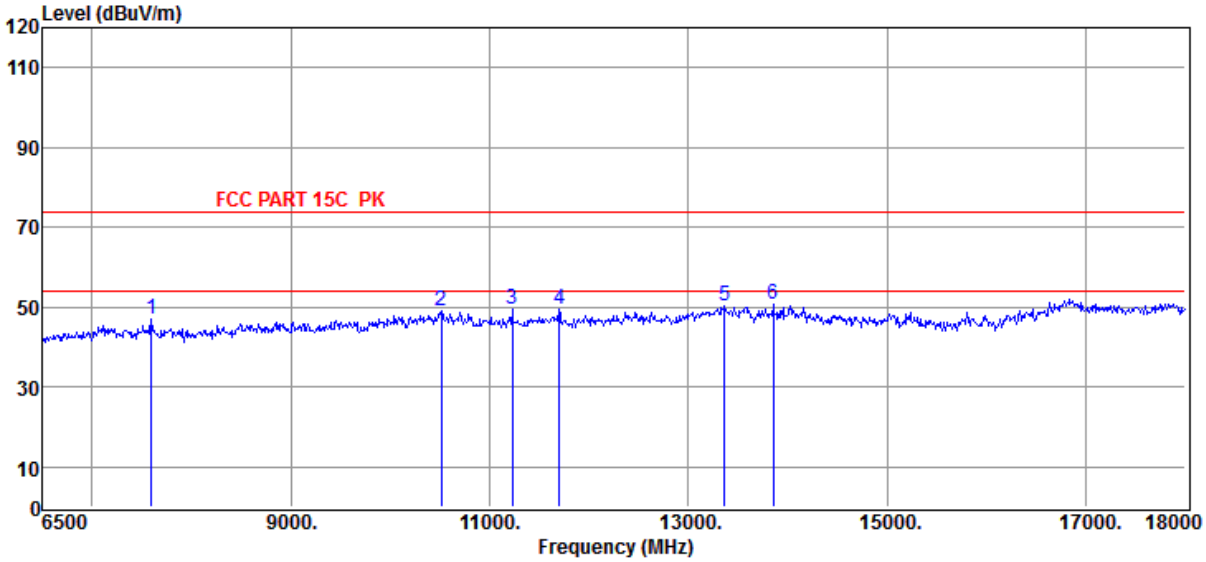

Item (Mark)	Freq. (MHz)	Read Level (dBµV)	Antenna Factor (dB/m)	Cable Loss dB	Result Level (dBµV/m)	Limit Line (dBµV/m)	Over Limit (dB)	Detector	Polarization
1	7592.50	37.15	37.89	14.80	47.00	74.00	-27.00	Peak	HORIZONTAL
2	10513.50	35.41	39.00	17.36	48.97	74.00	-25.03	Peak	HORIZONTAL
3	11226.50	36.90	38.85	16.34	49.31	74.00	-24.69	Peak	HORIZONTAL
4	11698.00	36.39	38.76	17.17	49.59	74.00	-24.41	Peak	HORIZONTAL
5	13365.50	35.19	40.87	17.22	50.24	74.00	-23.76	Peak	HORIZONTAL
6	13848.50	35.73	40.86	17.18	50.69	74.00	-23.31	Peak	HORIZONTAL

Note: 1. Result Level = Read Level + Antenna Factor + Cable loss.
2. If Peak Result complies with AV limit, AV Result is deemed to comply with AV limit.
3. Test setup: RBW: 1 MHz, VBW: 3 MHz, Sweep time: auto.
4. Margin = Result Level - Limit.

Radiated Emission Test Result

Test Site	: 10m Chamber		
Test Date	: 11-30-2024	**Tested By**	: Novak
EUT	: Formation performance multi-rotor UAV	**Model Number**	: Agile Bee 3
Power Supply	: BATTERY	**Test Mode**	: Tx mode
Memo	: 11ac20 MCS0 Ant2 5600MHz		

Data: 416

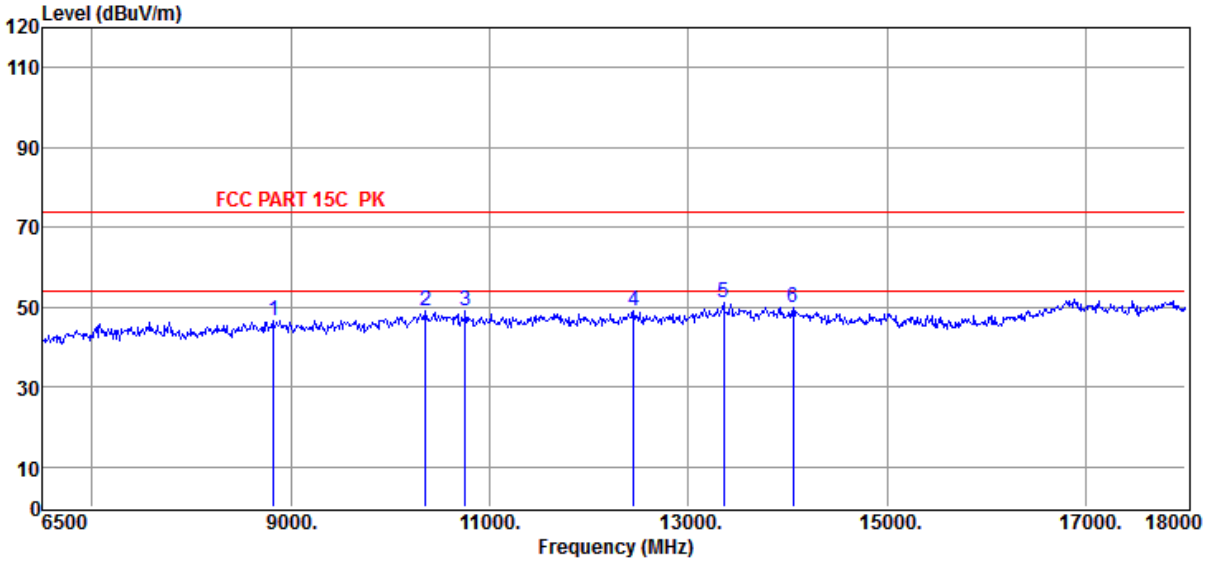

Item (Mark)	Freq. (MHz)	Read Level (dBµV)	Antenna Factor (dB/m)	Cable Loss dB	Result Level (dBµV/m)	Limit Line (dBµV/m)	Over Limit (dB)	Detector	Polarization
1	8823.00	36.22	38.09	15.34	46.73	74.00	-27.27	Peak	VERTICAL
2	10352.50	36.13	38.94	17.00	49.27	74.00	-24.73	Peak	VERTICAL
3	10755.00	36.51	38.95	16.56	49.22	74.00	-24.78	Peak	VERTICAL
4	12445.50	35.34	39.23	17.18	48.92	74.00	-25.08	Peak	VERTICAL
5	13354.00	36.15	40.85	17.22	51.18	74.00	-22.82	Peak	VERTICAL
6	14055.50	34.58	40.72	17.54	49.76	74.00	-24.24	Peak	VERTICAL

Note: 1. Result Level = Read Level + Antenna Factor + Cable loss.
2. If Peak Result complies with AV limit, AV Result is deemed to comply with AV limit.
3. Test setup: RBW: 1 MHz, VBW: 3 MHz, Sweep time: auto.
4. Margin = Result Level - Limit.

Radiated Emission Test Result

Test Site	: 10m Chamber		
Test Date	: 11-30-2024	**Tested By**	: Novak
EUT	: Formation performance multi-rotor UAV	**Model Number**	: Agile Bee 3
Power Supply	: BATTERY	**Test Mode**	: Tx mode
Memo	: 11ac20 MCS0 Ant1 5700MHz		

Data: 417

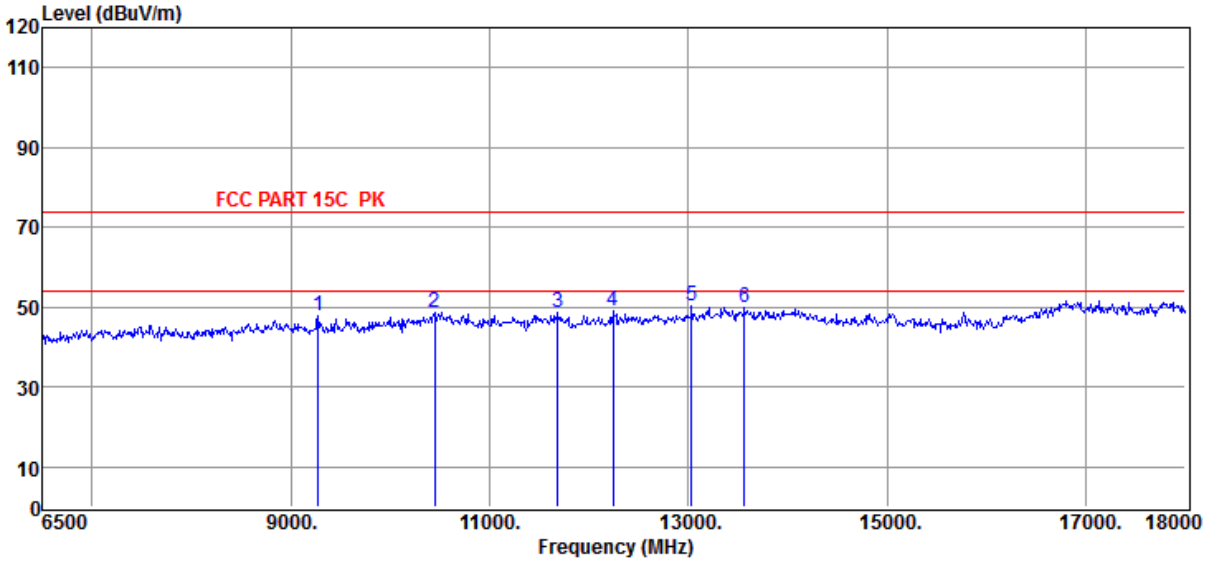

Item (Mark)	Freq. (MHz)	Read Level (dBµV)	Antenna Factor (dB/m)	Cable Loss dB	Result Level (dBµV/m)	Limit Line (dBµV/m)	Over Limit (dB)	Detector	Polarization
1	9271.50	37.01	38.36	15.16	47.66	74.00	-26.34	Peak	HORIZONTAL
2	10444.50	35.16	38.98	17.35	48.69	74.00	-25.31	Peak	HORIZONTAL
3	11686.50	35.22	38.76	17.23	48.48	74.00	-25.52	Peak	HORIZONTAL
4	12238.50	35.73	38.99	16.99	48.94	74.00	-25.06	Peak	HORIZONTAL
5	13032.00	36.06	40.53	16.61	50.20	74.00	-23.80	Peak	HORIZONTAL
6	13561.00	34.82	40.98	17.03	49.77	74.00	-24.23	Peak	HORIZONTAL

Note: 1. Result Level = Read Level + Antenna Factor + Cable loss.
2. If Peak Result complies with AV limit, AV Result is deemed to comply with AV limit.
3. Test setup: RBW: 1 MHz, VBW: 3 MHz, Sweep time: auto.
4. Margin = Result Level - Limit.

Radiated Emission Test Result

Test Site	: 10m Chamber		
Test Date	: 11-30-2024	**Tested By**	: Novak
EUT	: Formation performance multi-rotor UAV	**Model Number**	: Agile Bee 3
Power Supply	: BATTERY	**Test Mode**	: Tx mode
Memo	: 11ac20 MCS0 Ant1 5700MHz		

Data: 418

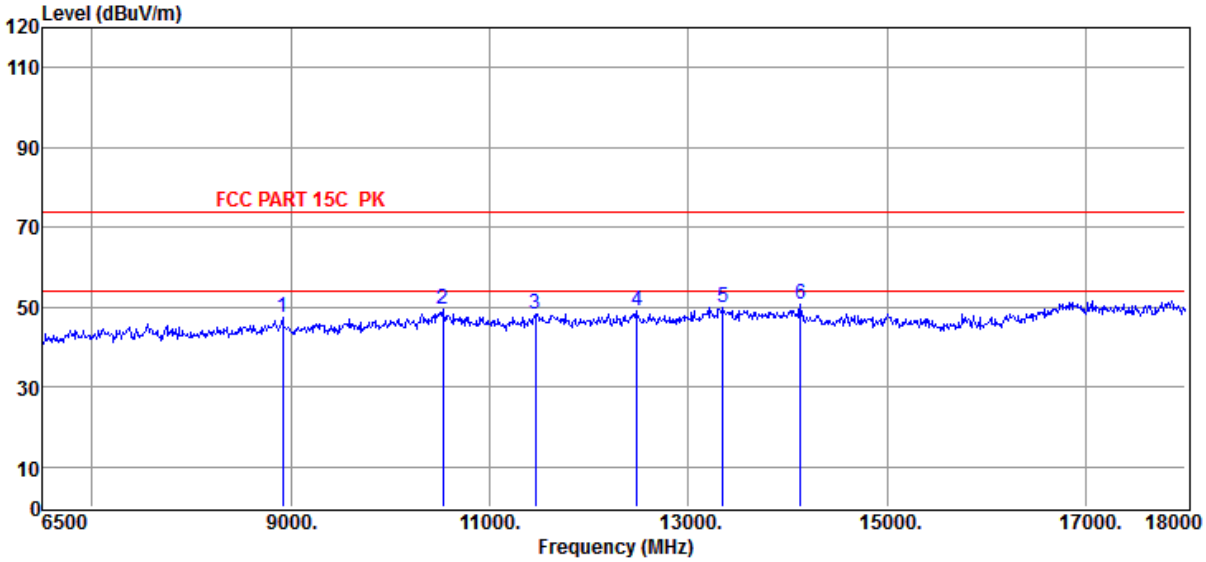

Item (Mark)	Freq. (MHz)	Read Level (dBµV)	Antenna Factor (dB/m)	Cable Loss dB	Result Level (dBµV/m)	Limit Line (dBµV/m)	Over Limit (dB)	Detector	Polarization
1	8915.00	36.70	38.15	15.32	47.26	74.00	-26.74	Peak	VERTICAL
2	10525.00	35.74	38.99	17.36	49.29	74.00	-24.71	Peak	VERTICAL
3	11456.50	35.35	38.81	16.95	48.36	74.00	-25.64	Peak	VERTICAL
4	12480.00	35.38	39.28	17.08	48.90	74.00	-25.10	Peak	VERTICAL
5	13342.50	34.98	40.84	17.23	50.02	74.00	-23.98	Peak	VERTICAL
6	14124.50	35.67	40.63	17.46	50.70	74.00	-23.30	Peak	VERTICAL

Note: 1. Result Level = Read Level + Antenna Factor + Cable loss.
2. If Peak Result complies with AV limit, AV Result is deemed to comply with AV limit.
3. Test setup: RBW: 1 MHz, VBW: 3 MHz, Sweep time: auto.
4. Margin = Result Level - Limit.

Radiated Emission Test Result

Test Site	: 10m Chamber		
Test Date	: 11-30-2024	**Tested By**	: Novak
EUT	: Formation performance multi-rotor UAV	**Model Number**	: Agile Bee 3
Power Supply	: BATTERY	**Test Mode**	: Tx mode
Memo	: 11ac20 MCS0 Ant2 5700MHz		

Data: 419

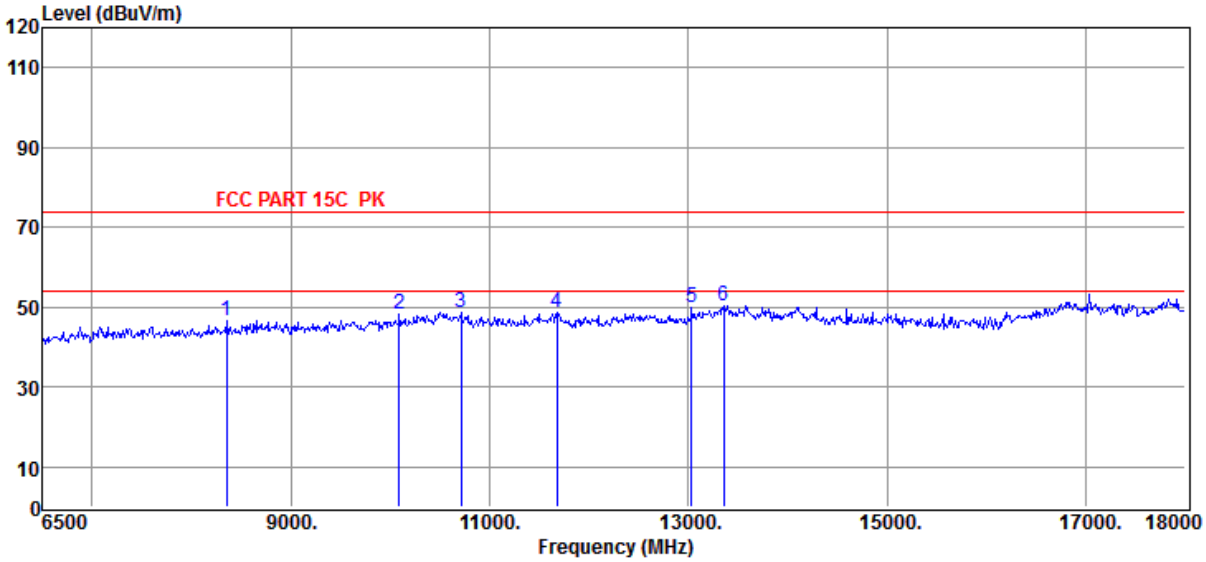

Item (Mark)	Freq. (MHz)	Read Level (dBµV)	Antenna Factor (dB/m)	Cable Loss dB	Result Level (dBµV/m)	Limit Line (dBµV/m)	Over Limit (dB)	Detector	Polarization
1	8351.50	37.40	37.75	14.59	46.78	74.00	-27.22	Peak	HORIZONTAL
2	10088.00	36.10	38.84	16.07	48.21	74.00	-25.79	Peak	HORIZONTAL
3	10709.00	35.66	38.96	16.80	48.62	74.00	-25.38	Peak	HORIZONTAL
4	11675.00	35.49	38.76	17.30	48.82	74.00	-25.18	Peak	HORIZONTAL
5	13032.00	35.86	40.53	16.61	50.00	74.00	-24.00	Peak	HORIZONTAL
6	13354.00	35.25	40.85	17.22	50.28	74.00	-23.72	Peak	HORIZONTAL

Note: 1. Result Level = Read Level + Antenna Factor + Cable loss.
2. If Peak Result complies with AV limit, AV Result is deemed to comply with AV limit.
3. Test setup: RBW: 1 MHz, VBW: 3 MHz, Sweep time: auto.
4. Margin = Result Level - Limit.

Radiated Emission Test Result

Test Site	: 10m Chamber		
Test Date	: 11-30-2024	**Tested By**	: Novak
EUT	: Formation performance multi-rotor UAV	**Model Number**	: Agile Bee 3
Power Supply	: BATTERY	**Test Mode**	: Tx mode
Memo	: 11ac20 MCS0 Ant2 5700MHz		

Data: 420

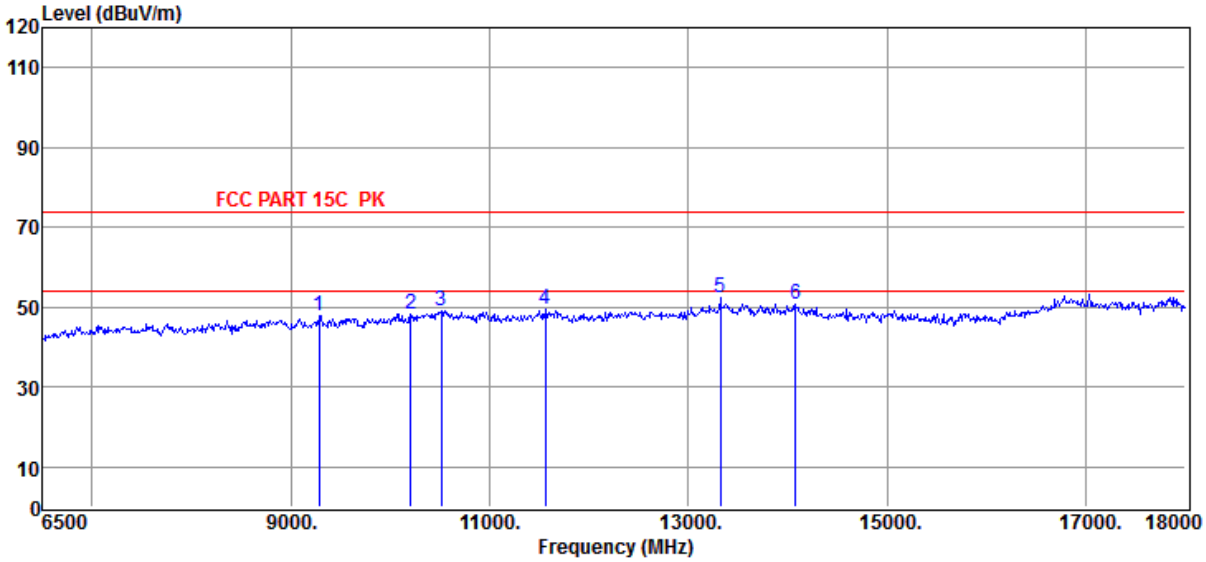

Item (Mark)	Freq. (MHz)	Read Level (dBµV)	Antenna Factor (dB/m)	Cable Loss dB	Result Level (dBµV/m)	Limit Line (dBµV/m)	Over Limit (dB)	Detector	Polarization
1	9283.00	37.21	38.37	15.19	47.90	74.00	-26.10	Peak	VERTICAL
2	10203.00	36.27	38.88	15.93	48.28	74.00	-25.72	Peak	VERTICAL
3	10513.50	35.41	39.00	17.36	48.97	74.00	-25.03	Peak	VERTICAL
4	11560.00	35.77	38.79	17.50	49.32	74.00	-24.68	Peak	VERTICAL
5	13319.50	37.47	40.82	17.25	52.51	74.00	-21.49	Peak	VERTICAL
6	14078.50	35.65	40.69	17.51	50.77	74.00	-23.23	Peak	VERTICAL

Note: 1. Result Level = Read Level + Antenna Factor + Cable loss.
2. If Peak Result complies with AV limit, AV Result is deemed to comply with AV limit.
3. Test setup: RBW: 1 MHz, VBW: 3 MHz, Sweep time: auto.
4. Margin = Result Level - Limit.

Radiated Emission Test Result

Test Site	: 10m Chamber		
Test Date	: 11-30-2024	**Tested By**	: Novak
EUT	: Formation performance multi-rotor UAV	**Model Number**	: Agile Bee 3
Power Supply	: BATTERY	**Test Mode**	: Tx mode
Memo	: 11ac20 MCS0 Ant1 5745MHz		

Data: 421

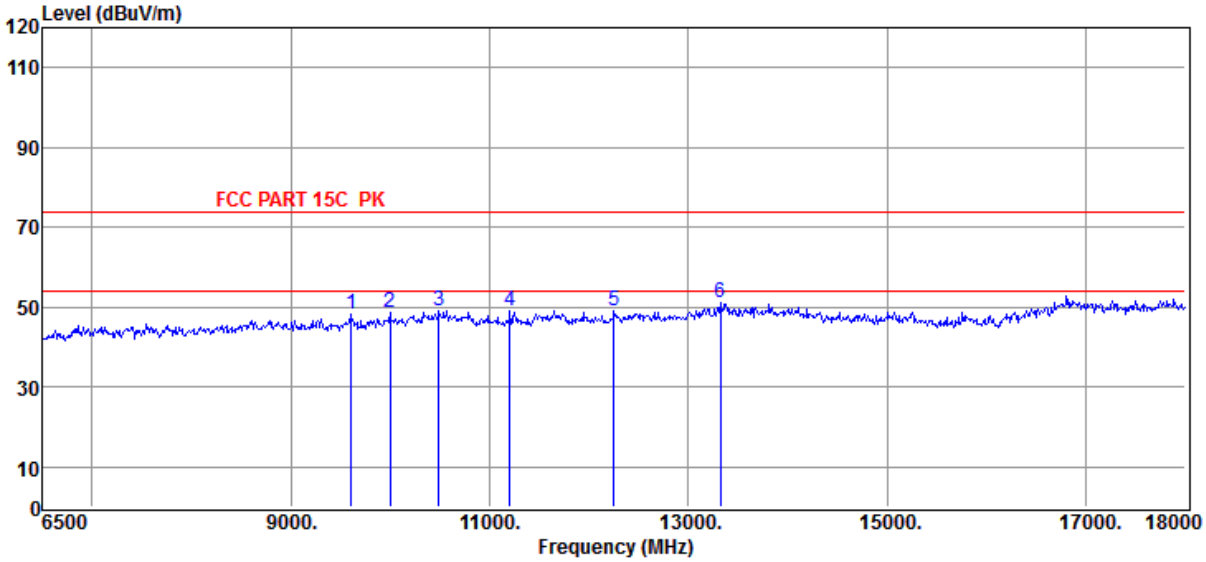

Item (Mark)	Freq. (MHz)	Read Level (dBµV)	Antenna Factor (dB/m)	Cable Loss dB	Result Level (dBµV/m)	Limit Line (dBµV/m)	Over Limit (dB)	Detector	Polarization
1	9605.00	36.80	38.56	15.57	48.09	74.00	-25.91	Peak	HORIZONTAL
2	9996.00	36.42	38.80	16.20	48.62	74.00	-25.38	Peak	HORIZONTAL
3	10490.50	35.59	39.00	17.35	49.14	74.00	-24.86	Peak	HORIZONTAL
4	11203.50	36.63	38.86	16.30	49.01	74.00	-24.99	Peak	HORIZONTAL
5	12250.00	35.93	39.00	17.01	49.16	74.00	-24.84	Peak	HORIZONTAL
6	13319.50	36.01	40.82	17.25	51.05	74.00	-22.95	Peak	HORIZONTAL

Note: 1. Result Level = Read Level + Antenna Factor + Cable loss.
2. If Peak Result complies with AV limit, AV Result is deemed to comply with AV limit.
3. Test setup: RBW: 1 MHz, VBW: 3 MHz, Sweep time: auto.
4. Margin = Result Level - Limit.

Radiated Emission Test Result

Test Site	: 10m Chamber		
Test Date	: 11-30-2024	**Tested By**	: Novak
EUT	: Formation performance multi-rotor UAV	**Model Number**	: Agile Bee 3
Power Supply	: BATTERY	**Test Mode**	: Tx mode
Memo	: 11ac20 MCS0 Ant1 5745MHz		

Data: 422

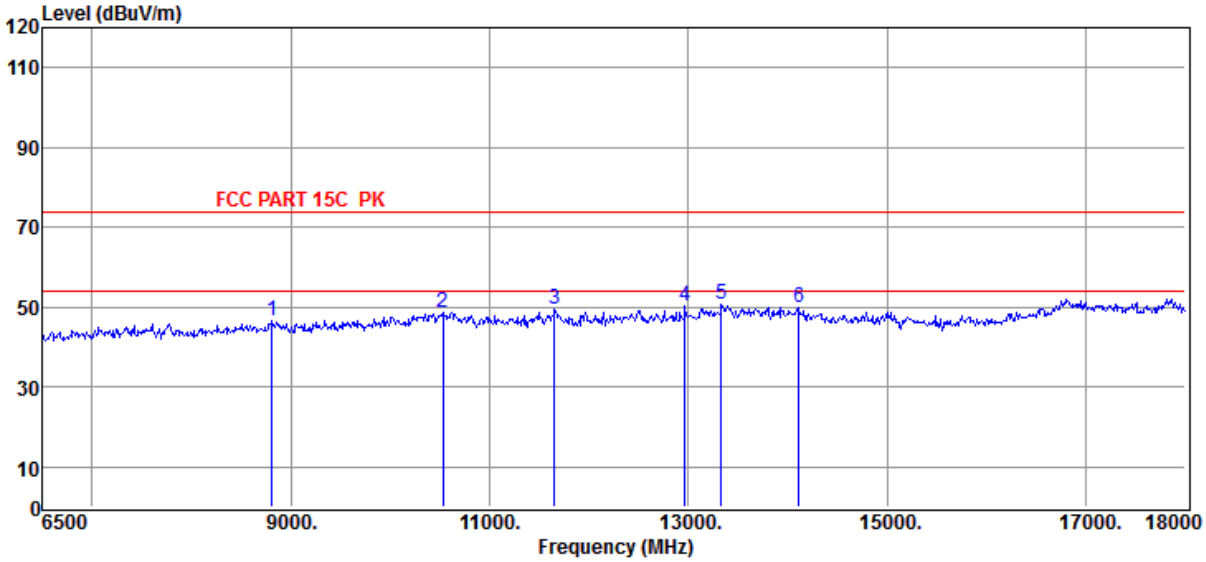

Item (Mark)	Freq. (MHz)	Read Level (dBµV)	Antenna Factor (dB/m)	Cable Loss dB	Result Level (dBµV/m)	Limit Line (dBµV/m)	Over Limit (dB)	Detector	Polarization
1	8811.50	36.26	38.09	15.32	46.75	74.00	-27.25	Peak	VERTICAL
2	10525.00	35.30	38.99	17.36	48.85	74.00	-25.15	Peak	VERTICAL
3	11652.00	36.14	38.77	17.43	49.61	74.00	-24.39	Peak	VERTICAL
4	12963.00	36.35	40.41	16.45	50.22	74.00	-23.78	Peak	VERTICAL
5	13331.00	35.72	40.83	17.24	50.76	74.00	-23.24	Peak	VERTICAL
6	14113.00	34.73	40.64	17.48	49.78	74.00	-24.22	Peak	VERTICAL

Note: 1. Result Level = Read Level + Antenna Factor + Cable loss.
2. If Peak Result complies with AV limit, AV Result is deemed to comply with AV limit.
3. Test setup: RBW: 1 MHz, VBW: 3 MHz, Sweep time: auto.
4. Margin = Result Level - Limit.

Radiated Emission Test Result

Test Site	: 10m Chamber		
Test Date	: 11-30-2024	**Tested By**	: Novak
EUT	: Formation performance multi-rotor UAV	**Model Number**	: Agile Bee 3
Power Supply	: BATTERY	**Test Mode**	: Tx mode
Memo	: 11ac20 MCS0 Ant2 5745MHz		

Data: 423

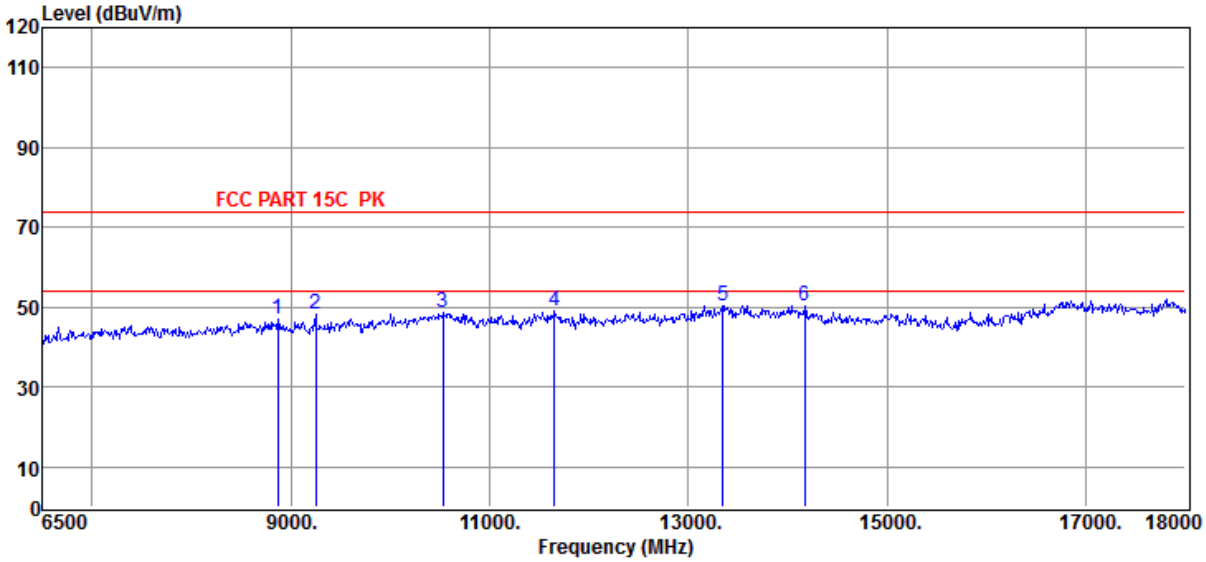

Item (Mark)	Freq. (MHz)	Read Level (dBµV)	Antenna Factor (dB/m)	Cable Loss dB	Result Level (dBµV/m)	Limit Line (dBµV/m)	Over Limit (dB)	Detector	Polarization
1	8869.00	36.30	38.12	15.39	46.90	74.00	-27.10	Peak	HORIZONTAL
2	9248.50	37.50	38.35	15.08	48.05	74.00	-25.95	Peak	HORIZONTAL
3	10525.00	35.13	38.99	17.36	48.68	74.00	-25.32	Peak	HORIZONTAL
4	11652.00	35.43	38.77	17.43	48.90	74.00	-25.10	Peak	HORIZONTAL
5	13342.50	35.42	40.84	17.23	50.46	74.00	-23.54	Peak	HORIZONTAL
6	14170.50	35.38	40.56	17.41	50.30	74.00	-23.70	Peak	HORIZONTAL

Note: 1. Result Level = Read Level + Antenna Factor + Cable loss.
2. If Peak Result complies with AV limit, AV Result is deemed to comply with AV limit.
3. Test setup: RBW: 1 MHz, VBW: 3 MHz, Sweep time: auto.
4. Margin = Result Level - Limit.

Radiated Emission Test Result

Test Site	: 10m Chamber		
Test Date	: 11-30-2024	**Tested By**	: Novak
EUT	: Formation performance multi-rotor UAV	**Model Number**	: Agile Bee 3
Power Supply	: BATTERY	**Test Mode**	: Tx mode
Memo	: 11ac20 MCS0 Ant2 5745MHz		

Data: 424

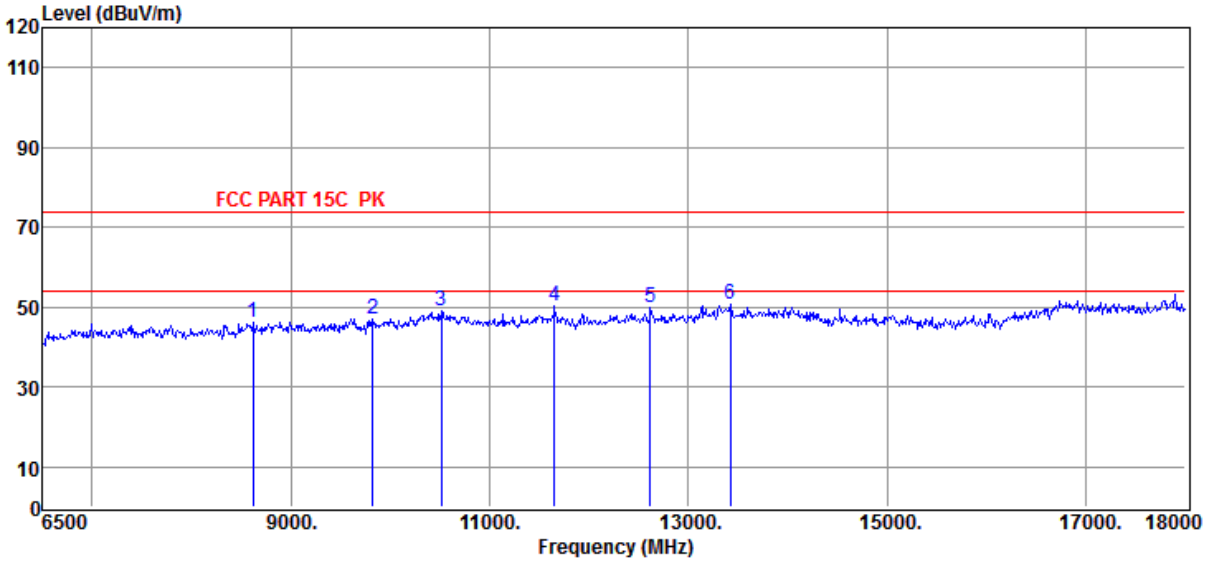

Item (Mark)	Freq. (MHz)	Read Level (dBµV)	Antenna Factor (dB/m)	Cable Loss dB	Result Level (dBµV/m)	Limit Line (dBµV/m)	Over Limit (dB)	Detector	Polarization
1	8616.00	36.21	37.97	15.06	46.30	74.00	-27.70	Peak	VERTICAL
2	9823.50	35.78	38.69	15.54	47.19	74.00	-26.81	Peak	VERTICAL
3	10513.50	35.46	39.00	17.36	49.02	74.00	-24.98	Peak	VERTICAL
4	11652.00	37.03	38.77	17.43	50.50	74.00	-23.50	Peak	VERTICAL
5	12618.00	36.66	39.58	16.70	50.05	74.00	-23.95	Peak	VERTICAL
6	13423.00	35.83	40.92	17.17	50.88	74.00	-23.12	Peak	VERTICAL

Note: 1. Result Level = Read Level + Antenna Factor + Cable loss.
2. If Peak Result complies with AV limit, AV Result is deemed to comply with AV limit.
3. Test setup: RBW: 1 MHz, VBW: 3 MHz, Sweep time: auto.
4. Margin = Result Level - Limit.

Radiated Emission Test Result

Test Site	: 10m Chamber		
Test Date	: 11-30-2024	**Tested By**	: Novak
EUT	: Formation performance multi-rotor UAV	**Model Number**	: Agile Bee 3
Power Supply	: BATTERY	**Test Mode**	: Tx mode
Memo	: 11ac20 MCS0 Ant1 5785MHz		

Data: 425

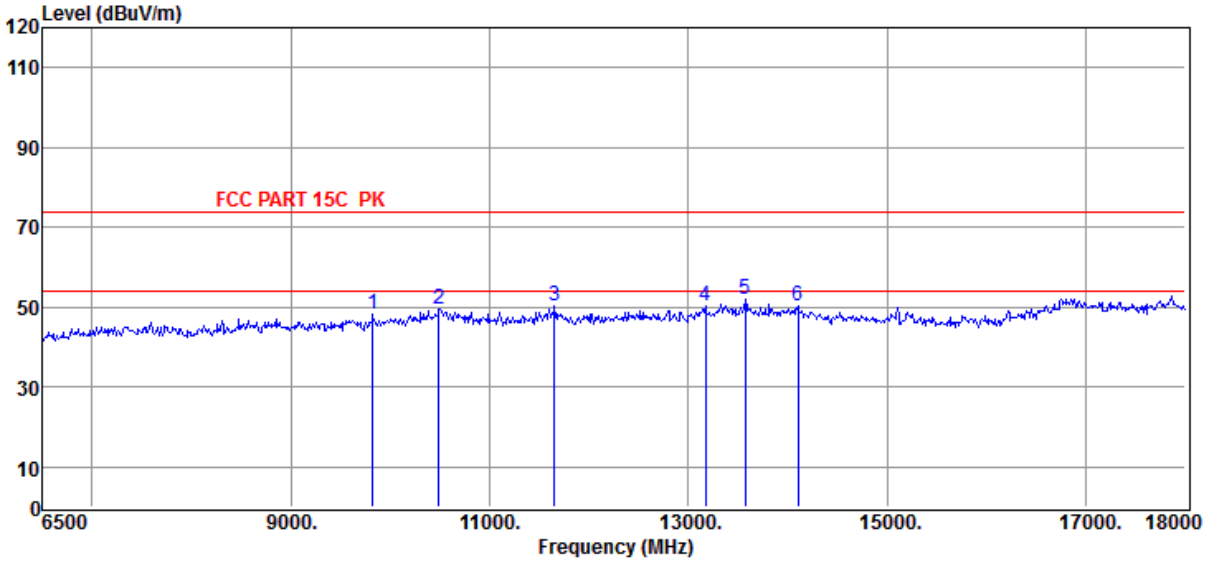

Item (Mark)	Freq. (MHz)	Read Level (dBµV)	Antenna Factor (dB/m)	Cable Loss dB	Result Level (dBµV/m)	Limit Line (dBµV/m)	Over Limit (dB)	Detector	Polarization
1	9823.50	36.63	38.69	15.54	48.04	74.00	-25.96	Peak	HORIZONTAL
2	10490.50	35.95	39.00	17.35	49.50	74.00	-24.50	Peak	HORIZONTAL
3	11652.00	36.64	38.77	17.43	50.11	74.00	-23.89	Peak	HORIZONTAL
4	13170.00	35.58	40.67	17.21	50.44	74.00	-23.56	Peak	HORIZONTAL
5	13572.50	37.17	40.97	17.02	52.10	74.00	-21.90	Peak	HORIZONTAL
6	14101.50	35.04	40.66	17.49	50.12	74.00	-23.88	Peak	HORIZONTAL

Note: 1. Result Level = Read Level + Antenna Factor + Cable loss.
2. If Peak Result complies with AV limit, AV Result is deemed to comply with AV limit.
3. Test setup: RBW: 1 MHz, VBW: 3 MHz, Sweep time: auto.
4. Margin = Result Level - Limit.

Radiated Emission Test Result

Test Site	: 10m Chamber		
Test Date	: 11-30-2024	**Tested By**	: Novak
EUT	: Formation performance multi-rotor UAV	**Model Number**	: Agile Bee 3
Power Supply	: BATTERY	**Test Mode**	: Tx mode
Memo	: 11ac20 MCS0 Ant1 5785MHz		

Data: 426

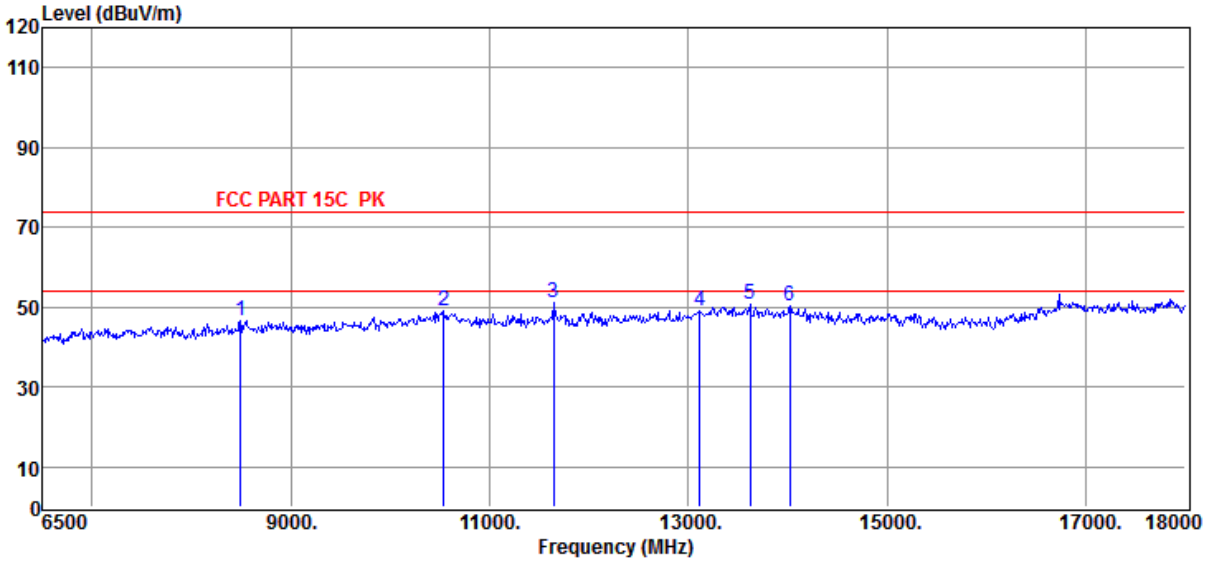

Item (Mark)	Freq. (MHz)	Read Level (dBµV)	Antenna Factor (dB/m)	Cable Loss dB	Result Level (dBµV/m)	Limit Line (dBµV/m)	Over Limit (dB)	Detector	Polarization
1	8489.50	36.85	37.89	14.96	46.75	74.00	-27.25	Peak	VERTICAL
2	10536.50	35.36	38.99	17.36	48.91	74.00	-25.09	Peak	VERTICAL
3	11640.50	37.42	38.77	17.49	50.94	74.00	-23.06	Peak	VERTICAL
4	13112.50	34.48	40.61	16.96	49.04	74.00	-24.96	Peak	VERTICAL
5	13618.50	35.64	40.95	17.00	50.53	74.00	-23.47	Peak	VERTICAL
6	14021.00	35.06	40.77	17.58	50.32	74.00	-23.68	Peak	VERTICAL

Note: 1. Result Level = Read Level + Antenna Factor + Cable loss.
2. If Peak Result complies with AV limit, AV Result is deemed to comply with AV limit.
3. Test setup: RBW: 1 MHz, VBW: 3 MHz, Sweep time: auto.
4. Margin = Result Level - Limit.

Radiated Emission Test Result

Test Site	: 10m Chamber		
Test Date	: 11-30-2024	**Tested By**	: Novak
EUT	: Formation performance multi-rotor UAV	**Model Number**	: Agile Bee 3
Power Supply	: BATTERY	**Test Mode**	: Tx mode
Memo	: 11ac20 MCS0 Ant2 5785MHz		

Data: 427

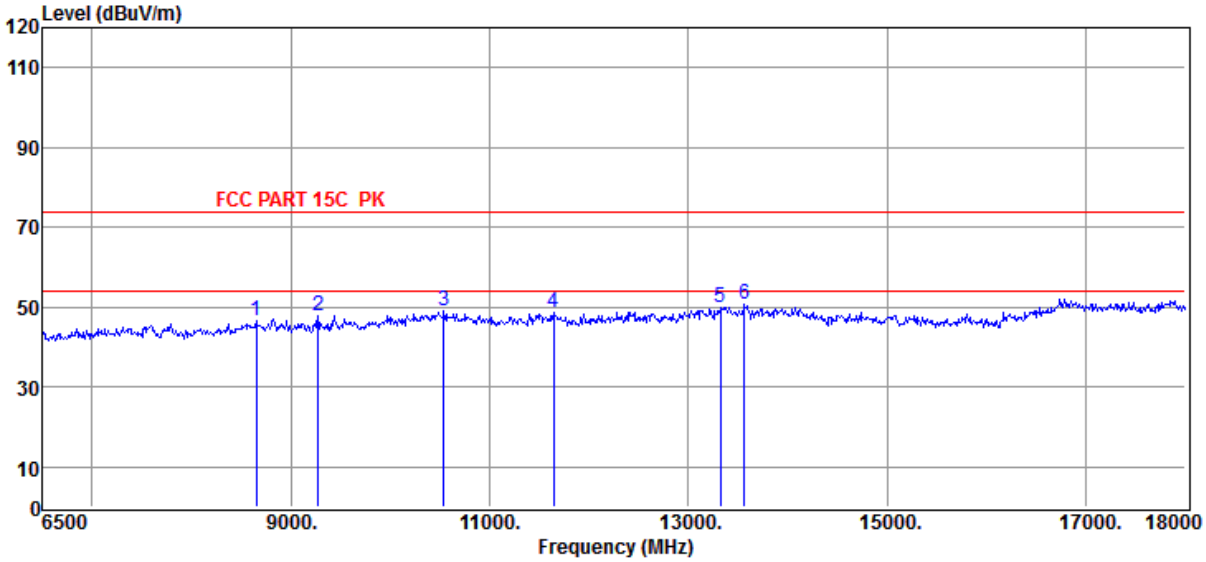

Item (Mark)	Freq. (MHz)	Read Level (dBµV)	Antenna Factor (dB/m)	Cable Loss dB	Result Level (dBµV/m)	Limit Line (dBµV/m)	Over Limit (dB)	Detector	Polarization
1	8650.50	36.58	37.99	14.96	46.60	74.00	-27.40	Peak	HORIZONTAL
2	9271.50	37.14	38.36	15.16	47.79	74.00	-26.21	Peak	HORIZONTAL
3	10536.50	35.48	38.99	17.36	49.03	74.00	-24.97	Peak	HORIZONTAL
4	11640.50	35.34	38.77	17.49	48.86	74.00	-25.14	Peak	HORIZONTAL
5	13319.50	34.84	40.82	17.25	49.88	74.00	-24.12	Peak	HORIZONTAL
6	13561.00	35.92	40.98	17.03	50.87	74.00	-23.13	Peak	HORIZONTAL

Note: 1. Result Level = Read Level + Antenna Factor + Cable loss.
2. If Peak Result complies with AV limit, AV Result is deemed to comply with AV limit.
3. Test setup: RBW: 1 MHz, VBW: 3 MHz, Sweep time: auto.
4. Margin = Result Level - Limit.

Radiated Emission Test Result

Test Site	: 10m Chamber		
Test Date	: 11-30-2024	**Tested By**	: Novak
EUT	: Formation performance multi-rotor UAV	**Model Number**	: Agile Bee 3
Power Supply	: BATTERY	**Test Mode**	: Tx mode
Memo	: 11ac20 MCS0 Ant2 5785MHz		

Data: 428

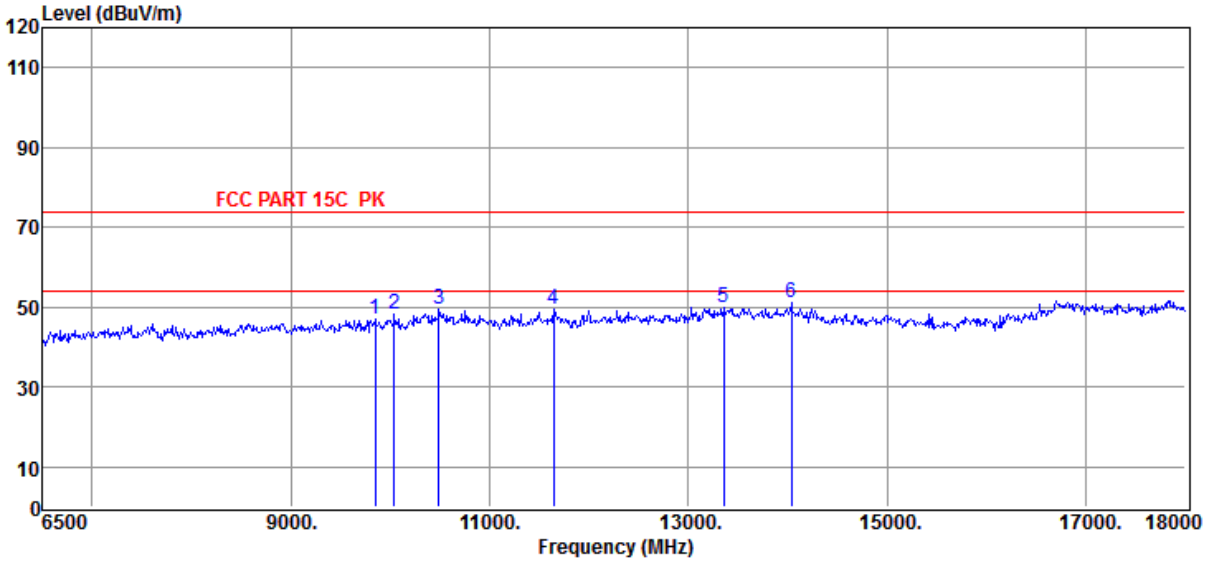

Item (Mark)	Freq. (MHz)	Read Level (dBµV)	Antenna Factor (dB/m)	Cable Loss dB	Result Level (dBµV/m)	Limit Line (dBµV/m)	Over Limit (dB)	Detector	Polarization
1	9846.50	35.59	38.71	15.71	47.19	74.00	-26.81	Peak	VERTICAL
2	10042.00	36.02	38.82	16.14	48.18	74.00	-25.82	Peak	VERTICAL
3	10490.50	35.86	39.00	17.35	49.41	74.00	-24.59	Peak	VERTICAL
4	11640.50	36.07	38.77	17.49	49.59	74.00	-24.41	Peak	VERTICAL
5	13354.00	34.91	40.85	17.22	49.94	74.00	-24.06	Peak	VERTICAL
6	14032.50	36.01	40.75	17.56	51.23	74.00	-22.77	Peak	VERTICAL

Note: 1. Result Level = Read Level + Antenna Factor + Cable loss.
2. If Peak Result complies with AV limit, AV Result is deemed to comply with AV limit.
3. Test setup: RBW: 1 MHz, VBW: 3 MHz, Sweep time: auto.
4. Margin = Result Level - Limit.

Radiated Emission Test Result

Test Site	: 10m Chamber		
Test Date	: 11-30-2024	**Tested By**	: Novak
EUT	: Formation performance multi-rotor UAV	**Model Number**	: Agile Bee 3
Power Supply	: BATTERY	**Test Mode**	: Tx mode
Memo	: 11ac20 MCS0 Ant1 5825MHz		

Data: 429

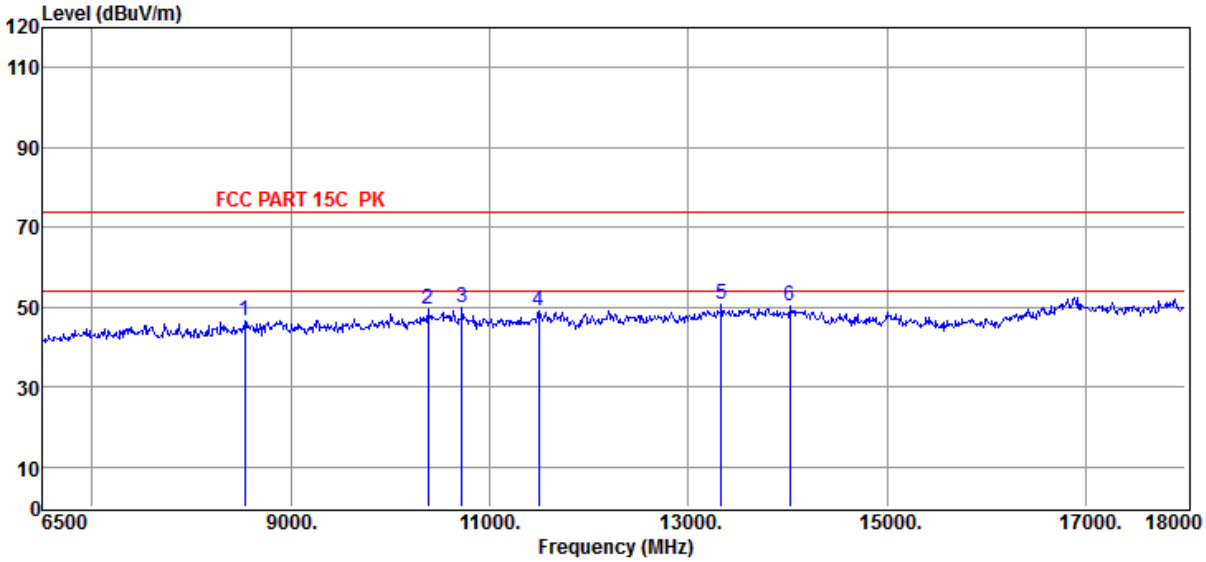

Item (Mark)	Freq. (MHz)	Read Level (dBµV)	Antenna Factor (dB/m)	Cable Loss dB	Result Level (dBµV/m)	Limit Line (dBµV/m)	Over Limit (dB)	Detector	Polarization
1	8535.50	36.59	37.92	15.05	46.61	74.00	-27.39	Peak	HORIZONTAL
2	10375.50	36.00	38.95	17.16	49.31	74.00	-24.69	Peak	HORIZONTAL
3	10720.50	37.06	38.96	16.74	49.96	74.00	-24.04	Peak	HORIZONTAL
4	11491.00	35.92	38.80	17.13	49.10	74.00	-24.90	Peak	HORIZONTAL
5	13331.00	35.73	40.83	17.24	50.77	74.00	-23.23	Peak	HORIZONTAL
6	14021.00	35.19	40.77	17.58	50.45	74.00	-23.55	Peak	HORIZONTAL

Note: 1. Result Level = Read Level + Antenna Factor + Cable loss.
2. If Peak Result complies with AV limit, AV Result is deemed to comply with AV limit.
3. Test setup: RBW: 1 MHz, VBW: 3 MHz, Sweep time: auto.
4. Margin = Result Level - Limit.

Radiated Emission Test Result

Test Site	: 10m Chamber		
Test Date	: 11-30-2024	**Tested By**	: Novak
EUT	: Formation performance multi-rotor UAV	**Model Number**	: Agile Bee 3
Power Supply	: BATTERY	**Test Mode**	: Tx mode
Memo	: 11ac20 MCS0 Ant1 5825MHz		

Data: 430

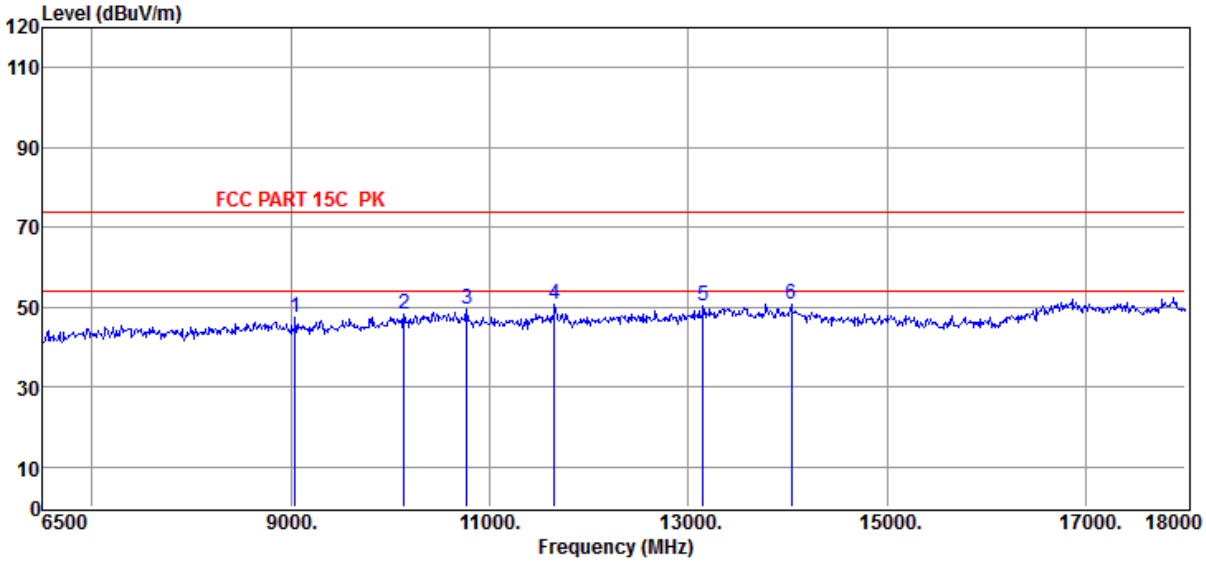

Item (Mark)	Freq. (MHz)	Read Level (dBµV)	Antenna Factor (dB/m)	Cable Loss dB	Result Level (dBµV/m)	Limit Line (dBµV/m)	Over Limit (dB)	Detector	Polarization
1	9041.50	37.40	38.22	14.87	47.59	74.00	-26.41	Peak	VERTICAL
2	10134.00	36.31	38.85	16.01	48.37	74.00	-25.63	Peak	VERTICAL
3	10766.50	36.84	38.95	16.50	49.49	74.00	-24.51	Peak	VERTICAL
4	11652.00	37.07	38.77	17.43	50.54	74.00	-23.46	Peak	VERTICAL
5	13147.00	35.43	40.65	17.11	50.18	74.00	-23.82	Peak	VERTICAL
6	14032.50	35.56	40.75	17.56	50.78	74.00	-23.22	Peak	VERTICAL

Note: 1. Result Level = Read Level + Antenna Factor + Cable loss.
2. If Peak Result complies with AV limit, AV Result is deemed to comply with AV limit.
3. Test setup: RBW: 1 MHz, VBW: 3 MHz, Sweep time: auto.
4. Margin = Result Level - Limit.

Radiated Emission Test Result

Test Site	: 10m Chamber		
Test Date	: 11-30-2024	**Tested By**	: Novak
EUT	: Formation performance multi-rotor UAV	**Model Number**	: Agile Bee 3
Power Supply	: BATTERY	**Test Mode**	: Tx mode
Memo	: 11ac20 MCS0 Ant2 5825MHz		

Data: 431

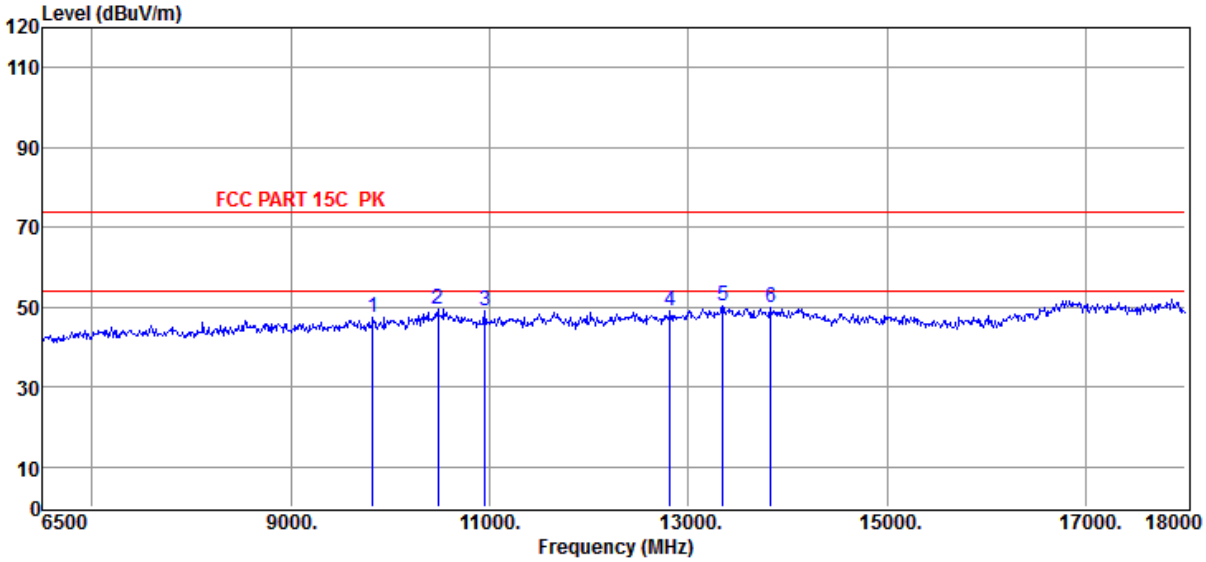

Item (Mark)	Freq. (MHz)	Read Level (dBµV)	Antenna Factor (dB/m)	Cable Loss dB	Result Level (dBµV/m)	Limit Line (dBµV/m)	Over Limit (dB)	Detector	Polarization
1	9823.50	36.20	38.69	15.54	47.61	74.00	-26.39	Peak	HORIZONTAL
2	10479.00	36.01	38.99	17.35	49.55	74.00	-24.45	Peak	HORIZONTAL
3	10950.50	36.55	38.91	16.25	48.91	74.00	-25.09	Peak	HORIZONTAL
4	12813.50	35.70	40.05	16.36	49.17	74.00	-24.83	Peak	HORIZONTAL
5	13342.50	35.10	40.84	17.23	50.14	74.00	-23.86	Peak	HORIZONTAL
6	13825.50	34.80	40.87	17.12	49.71	74.00	-24.29	Peak	HORIZONTAL

Note: 1. Result Level = Read Level + Antenna Factor + Cable loss.
2. If Peak Result complies with AV limit, AV Result is deemed to comply with AV limit.
3. Test setup: RBW: 1 MHz, VBW: 3 MHz, Sweep time: auto.
4. Margin = Result Level - Limit.

Radiated Emission Test Result

Test Site	: 10m Chamber		
Test Date	: 11-30-2024	**Tested By**	: Novak
EUT	: Formation performance multi-rotor UAV	**Model Number**	: Agile Bee 3
Power Supply	: BATTERY	**Test Mode**	: Tx mode
Memo	: 11ac20 MCS0 Ant2 5825MHz		

Data: 432

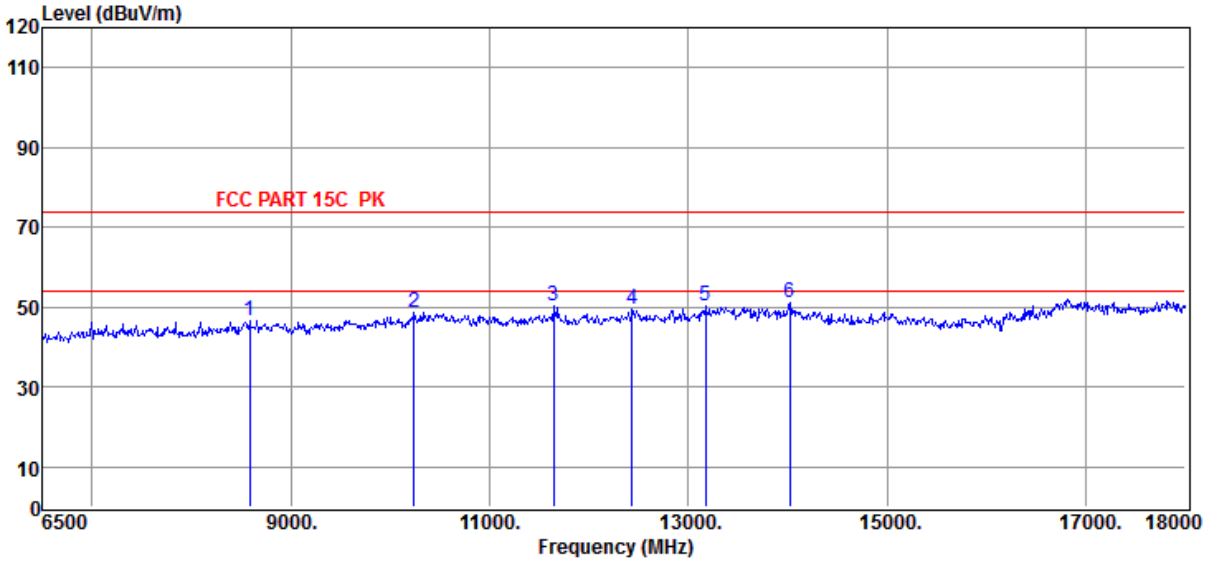

Item (Mark)	Freq. (MHz)	Read Level (dBµV)	Antenna Factor (dB/m)	Cable Loss dB	Result Level (dBµV/m)	Limit Line (dBµV/m)	Over Limit (dB)	Detector	Polarization
1	8581.50	36.53	37.95	15.09	46.63	74.00	-27.37	Peak	VERTICAL
2	10237.50	36.34	38.90	16.18	48.62	74.00	-25.38	Peak	VERTICAL
3	11640.50	36.65	38.77	17.49	50.17	74.00	-23.83	Peak	VERTICAL
4	12434.00	35.82	39.22	17.21	49.42	74.00	-24.58	Peak	VERTICAL
5	13170.00	35.30	40.67	17.21	50.16	74.00	-23.84	Peak	VERTICAL
6	14021.00	35.83	40.77	17.58	51.09	74.00	-22.91	Peak	VERTICAL

Note: 1. Result Level = Read Level + Antenna Factor + Cable loss.
2. If Peak Result complies with AV limit, AV Result is deemed to comply with AV limit.
3. Test setup: RBW: 1 MHz, VBW: 3 MHz, Sweep time: auto.
4. Margin = Result Level - Limit.

9. Band Edge Compliance

9.1. Block diagram of test setup

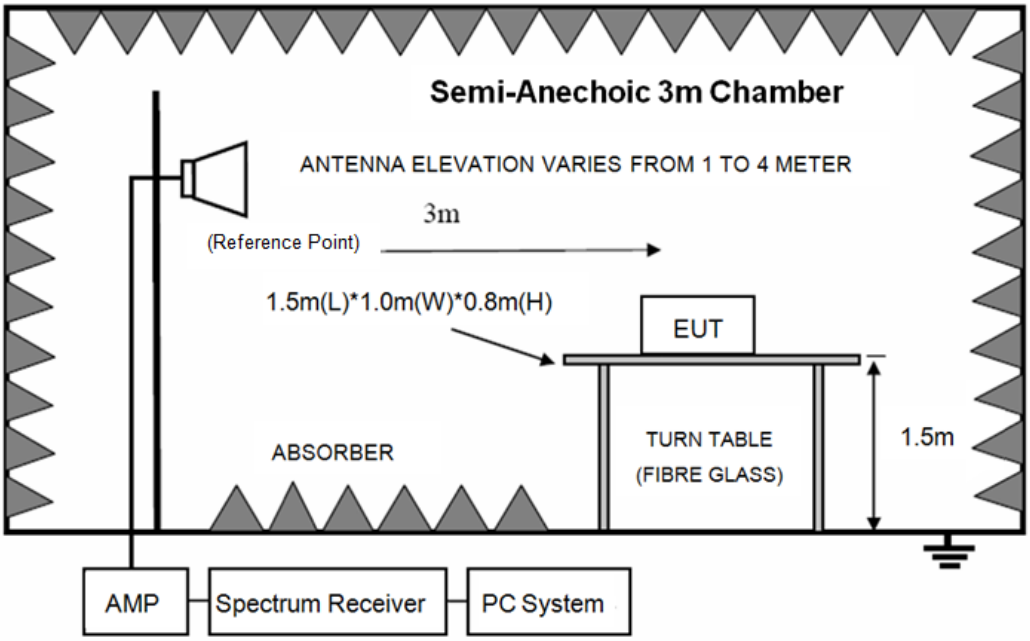

9.2. Limit

(1) For transmitters operating in the 5.15-5.25 GHz band: All emissions outside of the 5.15-5.35 GHz band shall not exceed an e.i.r.p. of −27 dBm / MHz.

(2) For transmitters operating in the 5.25-5.35 GHz band: All emissions outside of the 5.15-5.35 GHz band shall not exceed an e.i.r.p. of −27 dBm / MHz.

(3) For transmitters operating in the 5.47-5.725 GHz band: All emissions outside of the 5.47-5.725 GHz band shall not exceed an e.i.r.p. of −27 dBm/ MHz.

(4) For transmitters operating in the 5.725-5.85 GHz band: All emissions within the frequency range shall comply with 27 dBm/MHz at frequencies from the band edges decreasing linearly to 15.6 dBm/MHz at 5 MHz above or below the band edges; 15.6 dBm/MHz at 5 MHz above or below the band edges decreasing linearly to 10 dBm/MHz at 25 MHz above or below the band edges; 10 dBm/MHz at 25 MHz above or below the band edges decreasing linearly to -27 dBm/MHz at 75 MHz above or below the band edges; and -27 dBm/MHz at frequencies more than 75 MHz above or below the band edges.

(5) Unwanted emissions below 1 GHz must comply with the general field strength limits set forth in §15.209. Further, any U-NII devices using an AC power line are required to comply also with the conducted limits set forth in §15.207.

(6) The provisions of §15.205 apply to intentional radiators operating under this section.

27 dBm/MHz Limit=95.2+EIRP [dBm]=95.2-27=122.2 dBμV/m

16.5 dBm/MHz Limit=95.2+EIRP [dBm]=95.2-27=110.8 dBμV/m
10 dBm/MHz Limit=95.2+EIRP [dBm]=95.2-27=105.2 dBμV/m
-27 dBm/MHz Limit=95.2+EIRP [dBm]=95.2-27=68.2 dBμV/m

9.3. Test procedure

Same with clause 8.3 except change investigated frequency range.

Remark: All restriction band have been tested, and only the worst case is shown in report.

9.4. Test result

Pass. (See below detailed test result)

Note1: As specified in 15.407(b), emissions above 1000 MHz that are outside of the restricted bands are subject to a peak emission limit of -27 dBm/MHz (or -17 dBm/MHz as specified in 15.407(b)(4)). However, an out-of-band emission that complies with both the average and peak limits of 15.209 is not required to satisfy the -27 dBm/MHz or -17 dBm/MHz peak emission limit

Radiated Emission Test Result

Test Site	: 10m Chamber		
Test Date	: 11-30-2024	**Tested By**	: Novak
EUT	: Formation performance multi-rotor UAV	**Model Number**	: Agile Bee 3
Power Supply	: BATTERY	**Test Mode**	: Tx mode
Memo	: 11a 6M Ant1 5180MHz		

Data: 97

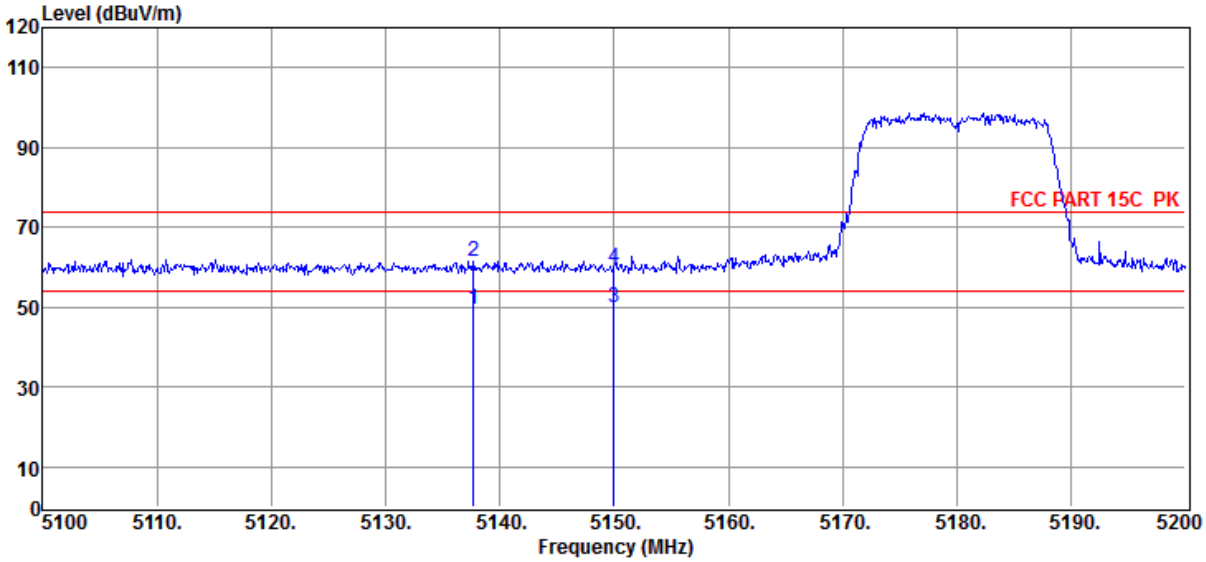

Item (Mark)	Freq. (MHz)	Read Level (dBµV)	Antenna Factor (dB/m)	Cable Loss dB	Result Level (dBµV/m)	Limit Line (dBµV/m)	Over Limit (dB)	Detector	Polarization
1	5137.70	11.01	33.88	4.68	49.57	54.00	-4.43	Average	HORIZONTAL
2	5137.70	22.90	33.88	4.68	61.46	74.00	-12.54	Peak	HORIZONTAL
3	5150.00	11.24	33.90	4.69	49.83	54.00	-4.17	Average	HORIZONTAL
4	5150.00	21.10	33.90	4.69	59.69	74.00	-14.31	Peak	HORIZONTAL

Note: 1. Result Level = Read Level + Antenna Factor + Cable loss.
2. If Peak Result complies with AV limit, AV Result is deemed to comply with AV limit.
3. Test setup: RBW: 1 MHz, VBW: 3 MHz, Sweep time: auto.
4. Margin = Result Level - Limit.

Radiated Emission Test Result

Test Site	: 10m Chamber		
Test Date	: 11-30-2024	**Tested By**	: Novak
EUT	: Formation performance multi-rotor UAV	**Model Number**	: Agile Bee 3
Power Supply	: BATTERY	**Test Mode**	: Tx mode
Memo	: 11a 6M Ant1 5180MHz		

Data: 98

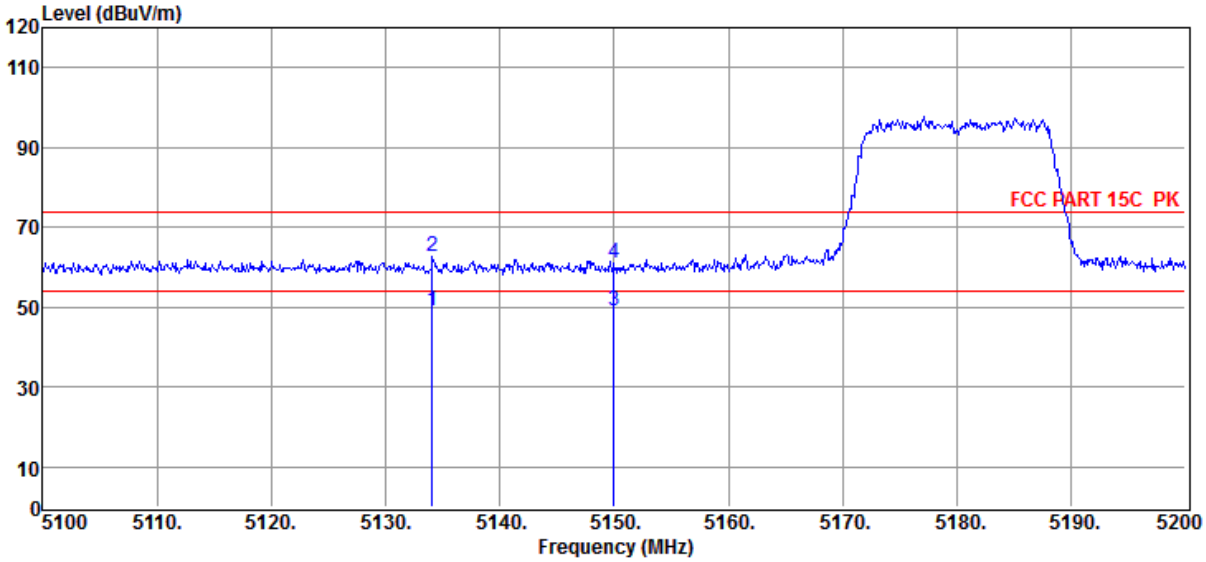

Item (Mark)	Freq. (MHz)	Read Level (dBµV)	Antenna Factor (dB/m)	Cable Loss dB	Result Level (dBµV/m)	Limit Line (dBµV/m)	Over Limit (dB)	Detector	Polarization
1	5134.10	10.39	33.87	4.68	48.94	54.00	-5.06	Average	VERTICAL
2	5134.10	24.13	33.87	4.68	62.68	74.00	-11.32	Peak	VERTICAL
3	5150.00	10.55	33.90	4.69	49.14	54.00	-4.86	Average	VERTICAL
4	5150.00	22.38	33.90	4.69	60.97	74.00	-13.03	Peak	VERTICAL

Note: 1. Result Level = Read Level + Antenna Factor + Cable loss.
2. If Peak Result complies with AV limit, AV Result is deemed to comply with AV limit.
3. Test setup: RBW: 1 MHz, VBW: 3 MHz, Sweep time: auto.
4. Margin = Result Level - Limit.

Radiated Emission Test Result

Test Site	: 10m Chamber		
Test Date	: 11-30-2024	**Tested By**	: Novak
EUT	: Formation performance multi-rotor UAV	**Model Number**	: Agile Bee 3
Power Supply	: BATTERY	**Test Mode**	: Tx mode
Memo	: 11a 6M Ant2 5180MHz		

Data: 99

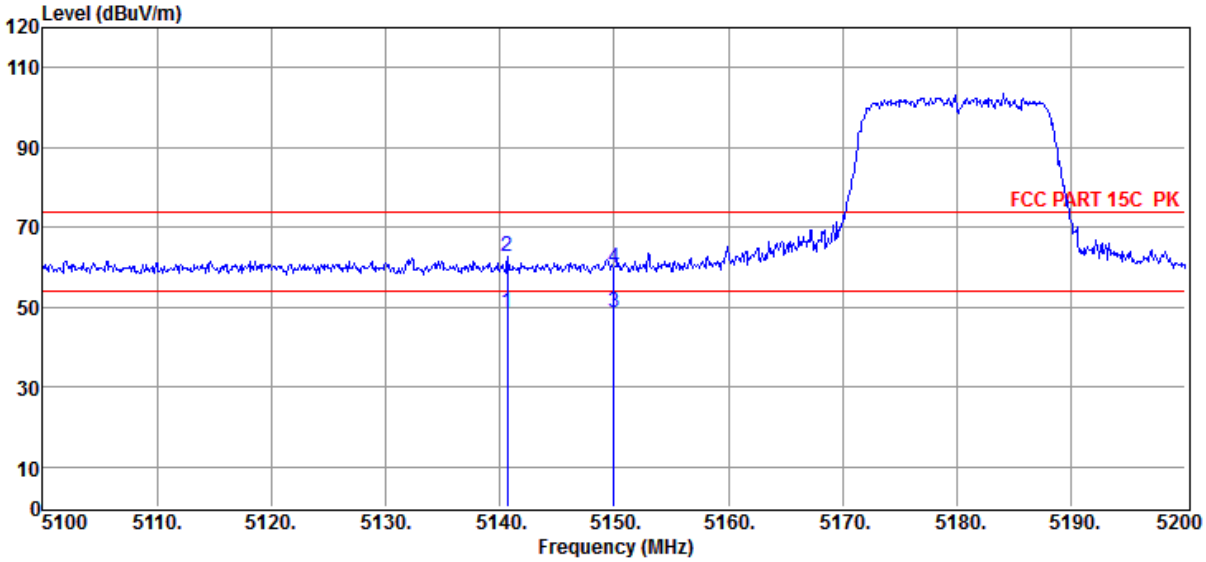

Item (Mark)	Freq. (MHz)	Read Level (dBµV)	Antenna Factor (dB/m)	Cable Loss dB	Result Level (dBµV/m)	Limit Line (dBµV/m)	Over Limit (dB)	Detector	Polarization
1	5140.70	10.17	33.88	4.68	48.73	54.00	-5.27	Average	HORIZONTAL
2	5140.70	24.21	33.88	4.68	62.77	74.00	-11.23	Peak	HORIZONTAL
3	5150.00	10.13	33.90	4.69	48.72	54.00	-5.28	Average	HORIZONTAL
4	5150.00	21.09	33.90	4.69	59.68	74.00	-14.32	Peak	HORIZONTAL

Note: 1. Result Level = Read Level + Antenna Factor + Cable loss.
2. If Peak Result complies with AV limit, AV Result is deemed to comply with AV limit.
3. Test setup: RBW: 1 MHz, VBW: 3 MHz, Sweep time: auto.
4. Margin = Result Level - Limit.

Radiated Emission Test Result

Test Site	: 10m Chamber		
Test Date	: 11-30-2024	**Tested By**	: Novak
EUT	: Formation performance multi-rotor UAV	**Model Number**	: Agile Bee 3
Power Supply	: BATTERY	**Test Mode**	: Tx mode
Memo	: 11a 6M Ant2 5180MHz		

Data: 100

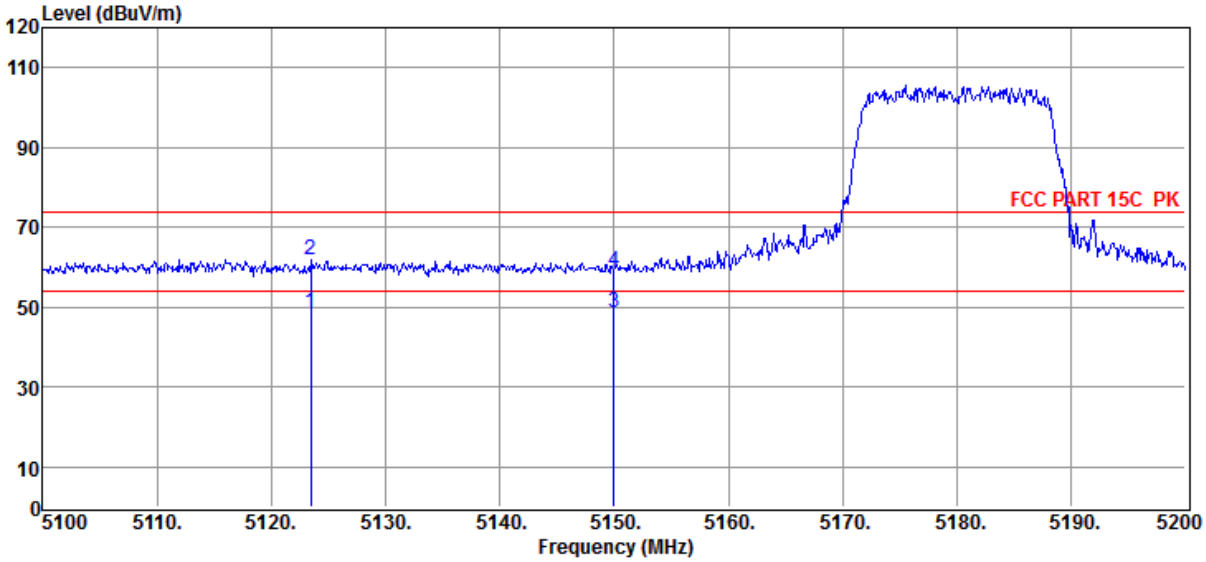

Item (Mark)	Freq. (MHz)	Read Level (dBµV)	Antenna Factor (dB/m)	Cable Loss dB	Result Level (dBµV/m)	Limit Line (dBµV/m)	Over Limit (dB)	Detector	Polarization
1	5123.50	10.25	33.85	4.67	48.77	54.00	-5.23	Average	VERTICAL
2	5123.50	23.25	33.85	4.67	61.77	74.00	-12.23	Peak	VERTICAL
3	5150.00	10.22	33.90	4.69	48.81	54.00	-5.19	Average	VERTICAL
4	5150.00	20.57	33.90	4.69	59.16	74.00	-14.84	Peak	VERTICAL

Note: 1. Result Level = Read Level + Antenna Factor + Cable loss.
2. If Peak Result complies with AV limit, AV Result is deemed to comply with AV limit.
3. Test setup: RBW: 1 MHz, VBW: 3 MHz, Sweep time: auto.
4. Margin = Result Level - Limit.

Radiated Emission Test Result

Test Site	: 10m Chamber		
Test Date	: 11-30-2024	**Tested By**	: Novak
EUT	: Formation performance multi-rotor UAV	**Model Number**	: Agile Bee 3
Power Supply	: BATTERY	**Test Mode**	: Tx mode
Memo	: 11a 6M Ant1 5320MHz		

Data: 101

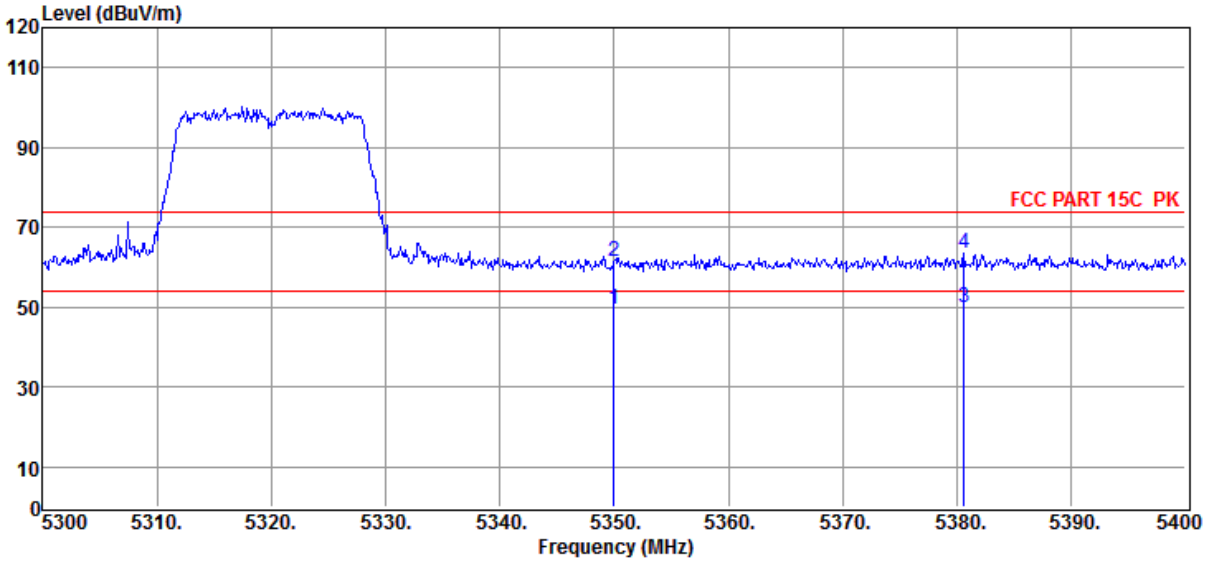

Item (Mark)	Freq. (MHz)	Read Level (dBµV)	Antenna Factor (dB/m)	Cable Loss dB	Result Level (dBµV/m)	Limit Line (dBµV/m)	Over Limit (dB)	Detector	Polarization
1	5350.00	10.20	34.30	5.16	49.66	54.00	-4.34	Average	HORIZONTAL
2	5350.00	21.81	34.30	5.16	61.27	74.00	-12.73	Peak	HORIZONTAL
3	5380.60	10.15	34.36	5.37	49.88	54.00	-4.12	Average	HORIZONTAL
4	5380.60	23.58	34.36	5.37	63.31	74.00	-10.69	Peak	HORIZONTAL

Note: 1. Result Level = Read Level + Antenna Factor + Cable loss.
2. If Peak Result complies with AV limit, AV Result is deemed to comply with AV limit.
3. Test setup: RBW: 1 MHz, VBW: 3 MHz, Sweep time: auto.
4. Margin = Result Level - Limit.

Radiated Emission Test Result

Test Site	: 10m Chamber		
Test Date	: 11-30-2024	**Tested By**	: Novak
EUT	: Formation performance multi-rotor UAV	**Model Number**	: Agile Bee 3
Power Supply	: BATTERY	**Test Mode**	: Tx mode
Memo	: 11a 6M Ant1 5320MHz		

Data: 102

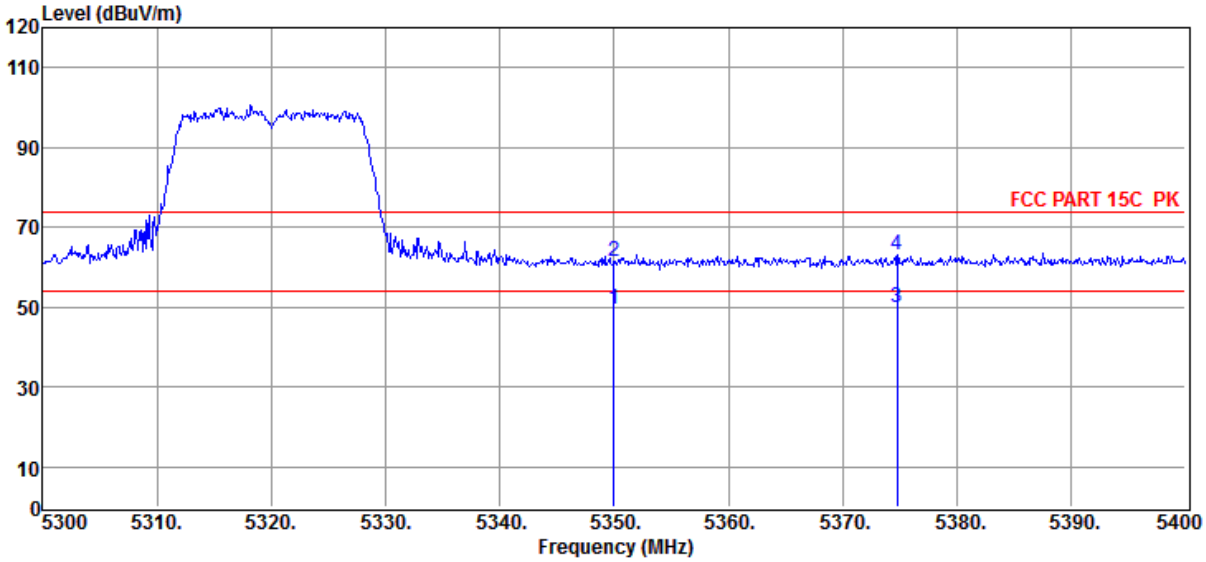

Item (Mark)	Freq. (MHz)	Read Level (dBµV)	Antenna Factor (dB/m)	Cable Loss dB	Result Level (dBµV/m)	Limit Line (dBµV/m)	Over Limit (dB)	Detector	Polarization
1	5350.00	10.16	34.30	5.16	49.62	54.00	-4.38	Average	VERTICAL
2	5350.00	21.98	34.30	5.16	61.44	74.00	-12.56	Peak	VERTICAL
3	5374.80	10.13	34.35	5.33	49.81	54.00	-4.19	Average	VERTICAL
4	5374.80	23.45	34.35	5.33	63.13	74.00	-10.87	Peak	VERTICAL

Note: 1. Result Level = Read Level + Antenna Factor + Cable loss.
2. If Peak Result complies with AV limit, AV Result is deemed to comply with AV limit.
3. Test setup: RBW: 1 MHz, VBW: 3 MHz, Sweep time: auto.
4. Margin = Result Level - Limit.

Radiated Emission Test Result

Test Site	: 10m Chamber		
Test Date	: 11-30-2024	**Tested By**	: Novak
EUT	: Formation performance multi-rotor UAV	**Model Number**	: Agile Bee 3
Power Supply	: BATTERY	**Test Mode**	: Tx mode
Memo	: 11a 6M Ant2 5320MHz		

Data: 103

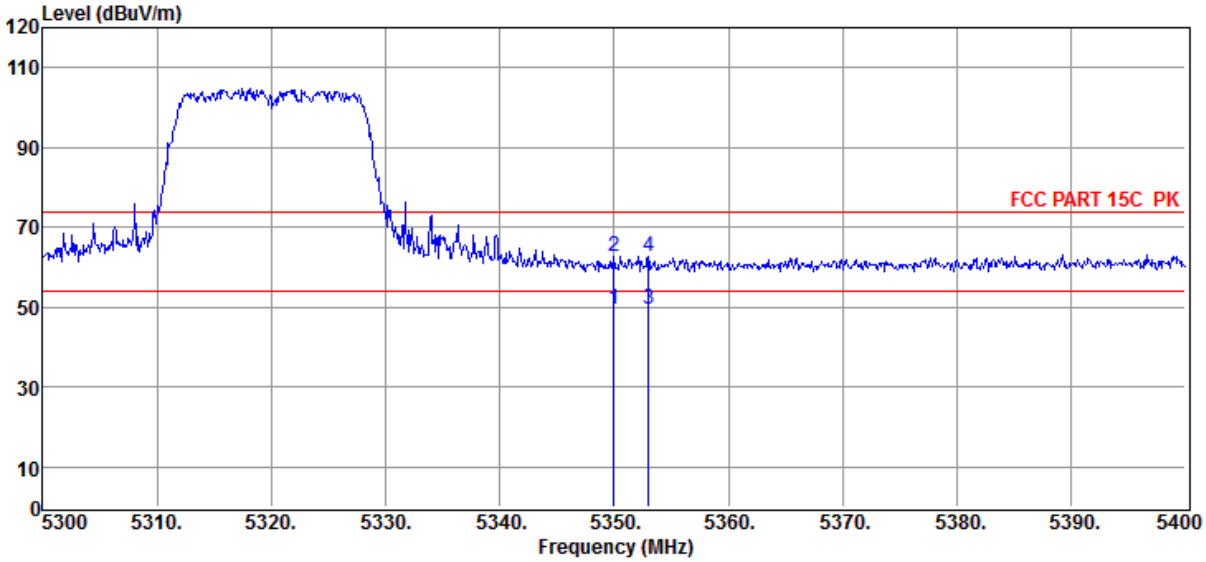

Item (Mark)	Freq. (MHz)	Read Level (dBµV)	Antenna Factor (dB/m)	Cable Loss dB	Result Level (dBµV/m)	Limit Line (dBµV/m)	Over Limit (dB)	Detector	Polarization
1	5350.00	10.19	34.30	5.16	49.65	54.00	-4.35	Average	HORIZONTAL
2	5350.00	23.31	34.30	5.16	62.77	74.00	-11.23	Peak	HORIZONTAL
3	5353.00	10.12	34.31	5.18	49.61	54.00	-4.39	Average	HORIZONTAL
4	5353.00	23.16	34.31	5.18	62.65	74.00	-11.35	Peak	HORIZONTAL

Note: 1. Result Level = Read Level + Antenna Factor + Cable loss.
2. If Peak Result complies with AV limit, AV Result is deemed to comply with AV limit.
3. Test setup: RBW: 1 MHz, VBW: 3 MHz, Sweep time: auto.
4. Margin = Result Level - Limit.

Radiated Emission Test Result

Test Site	: 10m Chamber		
Test Date	: 11-30-2024	**Tested By**	: Novak
EUT	: Formation performance multi-rotor UAV	**Model Number**	: Agile Bee 3
Power Supply	: BATTERY	**Test Mode**	: Tx mode
Memo	: 11a 6M Ant2 5320MHz		

Data: 104

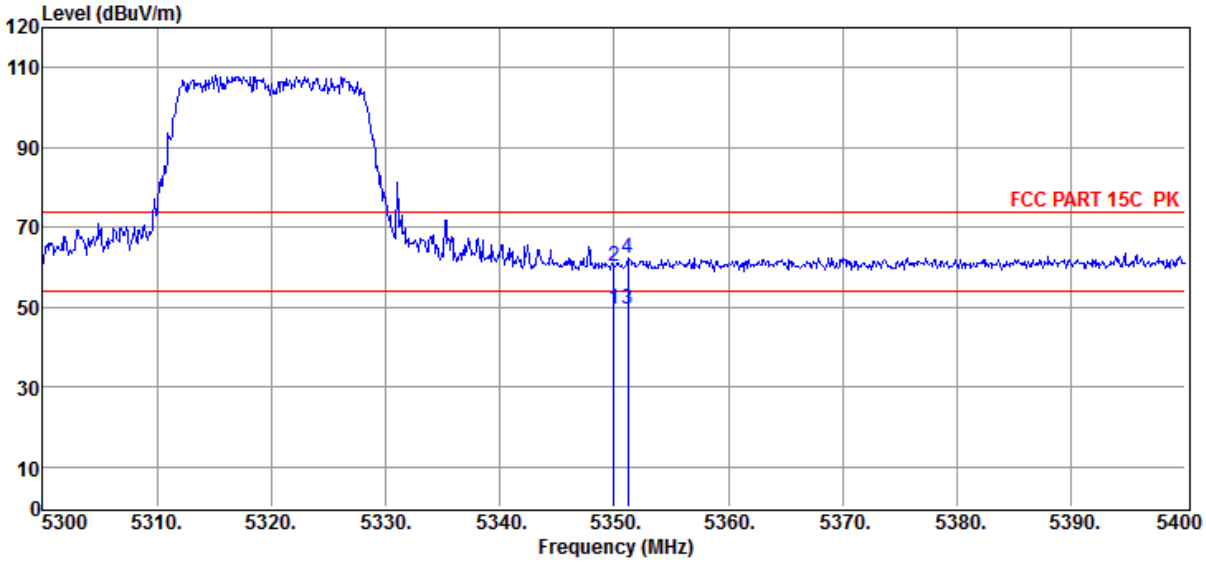

Item (Mark)	Freq. (MHz)	Read Level (dBµV)	Antenna Factor (dB/m)	Cable Loss dB	Result Level (dBµV/m)	Limit Line (dBµV/m)	Over Limit (dB)	Detector	Polarization
1	5350.00	10.11	34.30	5.16	49.57	54.00	-4.43	Average	VERTICAL
2	5350.00	20.70	34.30	5.16	60.16	74.00	-13.84	Peak	VERTICAL
3	5351.20	10.09	34.30	5.16	49.55	54.00	-4.45	Average	VERTICAL
4	5351.20	22.99	34.30	5.16	62.45	74.00	-11.55	Peak	VERTICAL

Note: 1. Result Level = Read Level + Antenna Factor + Cable loss.
2. If Peak Result complies with AV limit, AV Result is deemed to comply with AV limit.
3. Test setup: RBW: 1 MHz, VBW: 3 MHz, Sweep time: auto.
4. Margin = Result Level - Limit.

Radiated Emission Test Result

Test Site	: 10m Chamber		
Test Date	: 11-30-2024	**Tested By**	: Novak
EUT	: Formation performance multi-rotor UAV	**Model Number**	: Agile Bee 3
Power Supply	: BATTERY	**Test Mode**	: Tx mode
Memo	: 11a 6M Ant1 5500MHz		

Data: 105

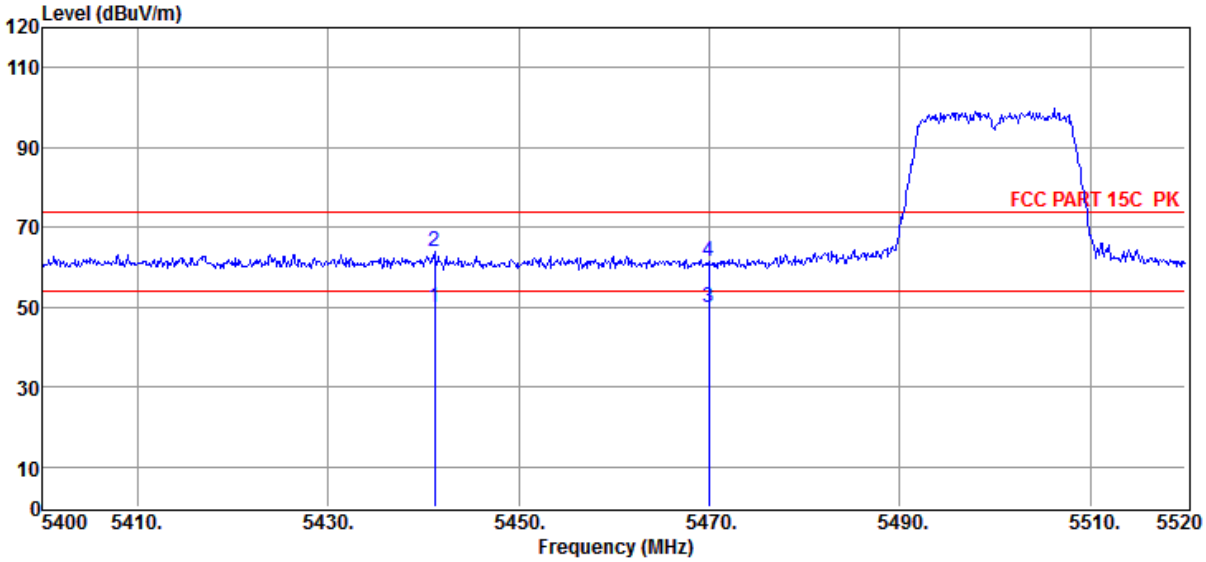

Item (Mark)	Freq. (MHz)	Read Level (dBµV)	Antenna Factor (dB/m)	Cable Loss dB	Result Level (dBµV/m)	Limit Line (dBµV/m)	Over Limit (dB)	Detector	Polarization
1	5441.16	10.15	34.48	5.41	50.04	54.00	-3.96	Average	HORIZONTAL
2	5441.16	23.93	34.48	5.41	63.82	74.00	-10.18	Peak	HORIZONTAL
3	5470.00	10.20	34.54	5.34	50.08	54.00	-3.92	Average	HORIZONTAL
4	5470.00	21.60	34.54	5.34	61.48	74.00	-12.52	Peak	HORIZONTAL

Note: 1. Result Level = Read Level + Antenna Factor + Cable loss.
2. If Peak Result complies with AV limit, AV Result is deemed to comply with AV limit.
3. Test setup: RBW: 1 MHz, VBW: 3 MHz, Sweep time: auto.
4. Margin = Result Level - Limit.

Radiated Emission Test Result

Test Site	: 10m Chamber		
Test Date	: 11-30-2024	**Tested By**	: Novak
EUT	: Formation performance multi-rotor UAV	**Model Number**	: Agile Bee 3
Power Supply	: BATTERY	**Test Mode**	: Tx mode
Memo	: 11a 6M Ant1 5500MHz		

Data: 106

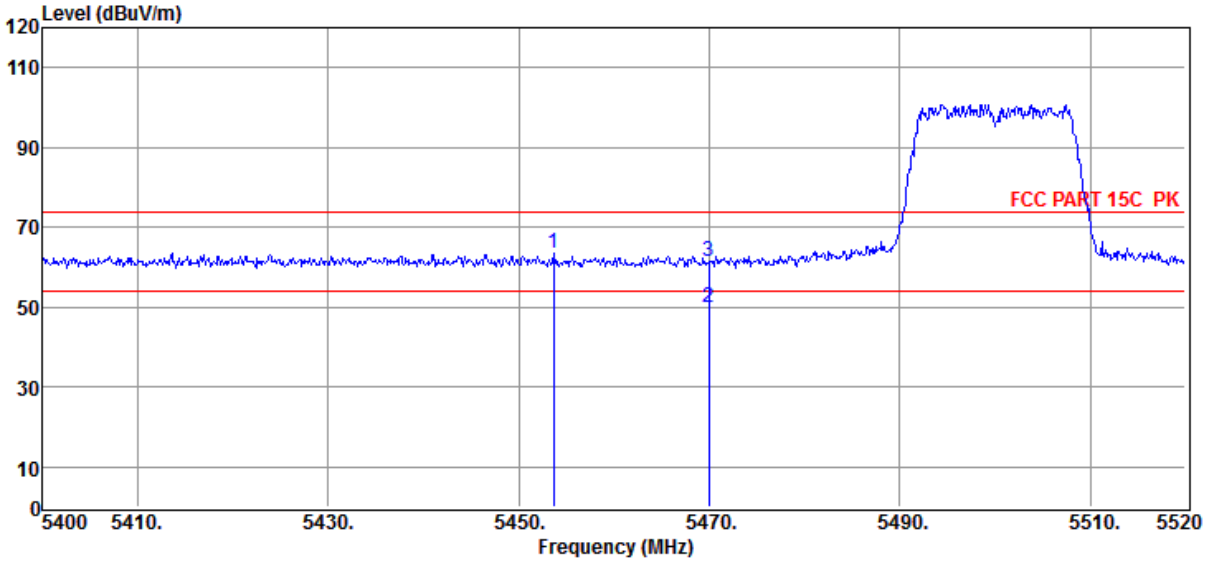

Item (Mark)	Freq. (MHz)	Read Level (dBµV)	Antenna Factor (dB/m)	Cable Loss dB	Result Level (dBµV/m)	Limit Line (dBµV/m)	Over Limit (dB)	Detector	Polarization
1	5453.64	23.58	34.51	5.38	63.47	74.00	-10.53	Peak	VERTICAL
2	5470.00	10.04	34.54	5.34	49.92	54.00	-4.08	Average	VERTICAL
3	5470.00	21.67	34.54	5.34	61.55	74.00	-12.45	Peak	VERTICAL

Note: 1. Result Level = Read Level + Antenna Factor + Cable loss.
2. If Peak Result complies with AV limit, AV Result is deemed to comply with AV limit.
3. Test setup: RBW: 1 MHz, VBW: 3 MHz, Sweep time: auto.
4. Margin = Result Level - Limit.

Radiated Emission Test Result

Test Site : 10m Chamber

Test Date : 11-30-2024 **Tested By** : Novak

EUT : Formation performance multi-rotor UAV **Model Number** : Agile Bee 3

Power Supply : BATTERY **Test Mode** : Tx mode

Memo : 11a 6M Ant2 5500MHz

Data: 107

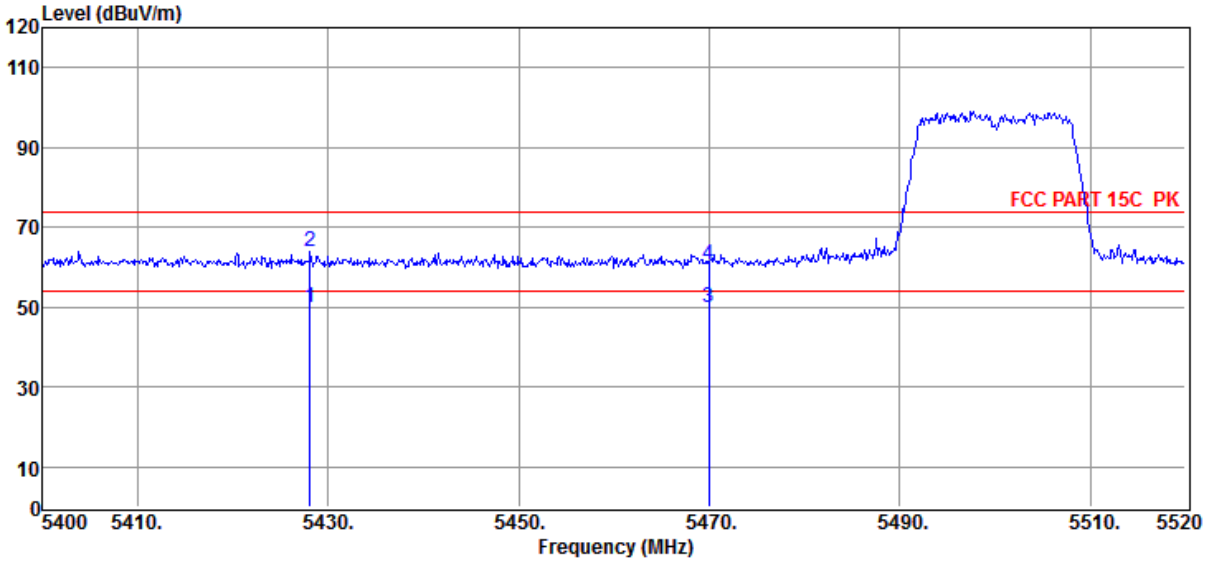

Item (Mark)	Freq. (MHz)	Read Level (dBµV)	Antenna Factor (dB/m)	Cable Loss dB	Result Level (dBµV/m)	Limit Line (dBµV/m)	Over Limit (dB)	Detector	Polarization
1	5428.08	10.08	34.46	5.44	49.98	54.00	-4.02	Average	HORIZONTAL
2	5428.08	24.00	34.46	5.44	63.90	74.00	-10.10	Peak	HORIZONTAL
3	5470.00	10.09	34.54	5.34	49.97	54.00	-4.03	Average	HORIZONTAL
4	5470.00	20.75	34.54	5.34	60.63	74.00	-13.37	Peak	HORIZONTAL

Note: 1. Result Level = Read Level + Antenna Factor + Cable loss.
2. If Peak Result complies with AV limit, AV Result is deemed to comply with AV limit.
3. Test setup: RBW: 1 MHz, VBW: 3 MHz, Sweep time: auto.
4. Margin = Result Level - Limit.

Radiated Emission Test Result

Test Site	: 10m Chamber		
Test Date	: 11-30-2024	**Tested By**	: Novak
EUT	: Formation performance multi-rotor UAV	**Model Number**	: Agile Bee 3
Power Supply	: BATTERY	**Test Mode**	: Tx mode
Memo	: 11a 6M Ant2 5500MHz		

Data: 108

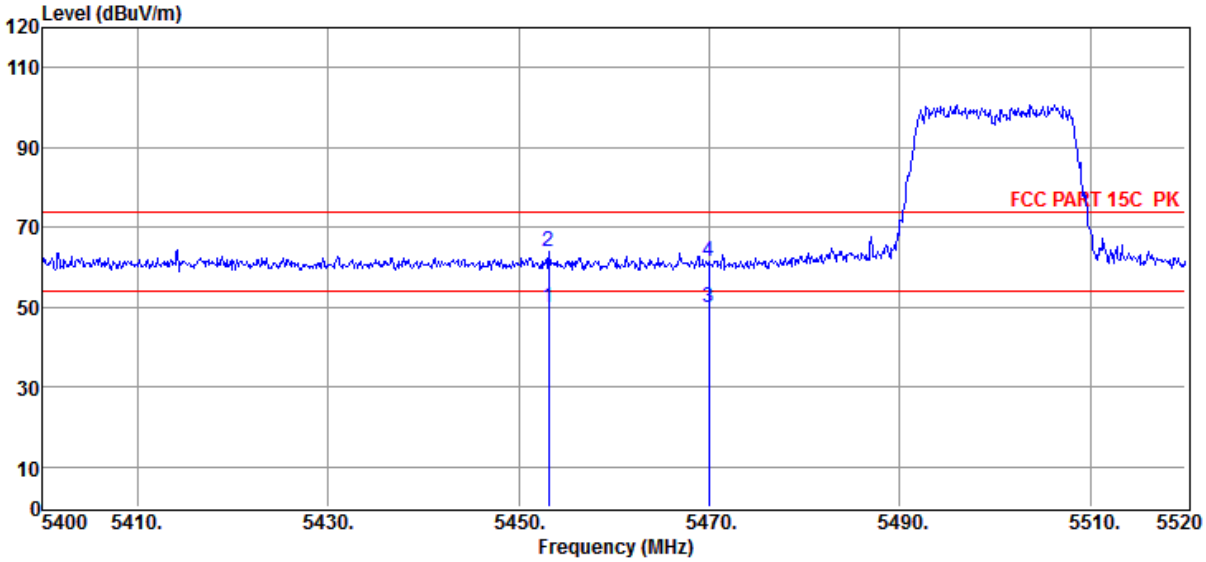

Item (Mark)	Freq. (MHz)	Read Level (dBµV)	Antenna Factor (dB/m)	Cable Loss dB	Result Level (dBµV/m)	Limit Line (dBµV/m)	Over Limit (dB)	Detector	Polarization
1	5453.16	10.04	34.51	5.38	49.93	54.00	-4.07	Average	VERTICAL
2	5453.16	23.87	34.51	5.38	63.76	74.00	-10.24	Peak	VERTICAL
3	5470.00	10.00	34.54	5.34	49.88	54.00	-4.12	Average	VERTICAL
4	5470.00	21.45	34.54	5.34	61.33	74.00	-12.67	Peak	VERTICAL

Note: 1. Result Level = Read Level + Antenna Factor + Cable loss.
2. If Peak Result complies with AV limit, AV Result is deemed to comply with AV limit.
3. Test setup: RBW: 1 MHz, VBW: 3 MHz, Sweep time: auto.
4. Margin = Result Level - Limit.

Radiated Emission Test Result

Test Site	: 10m Chamber		
Test Date	: 11-30-2024	**Tested By**	: Novak
EUT	: Formation performance multi-rotor UAV	**Model Number**	: Agile Bee 3
Power Supply	: BATTERY	**Test Mode**	: Tx mode
Memo	: 11a 6M Ant1 5700MHz		

Data: 109

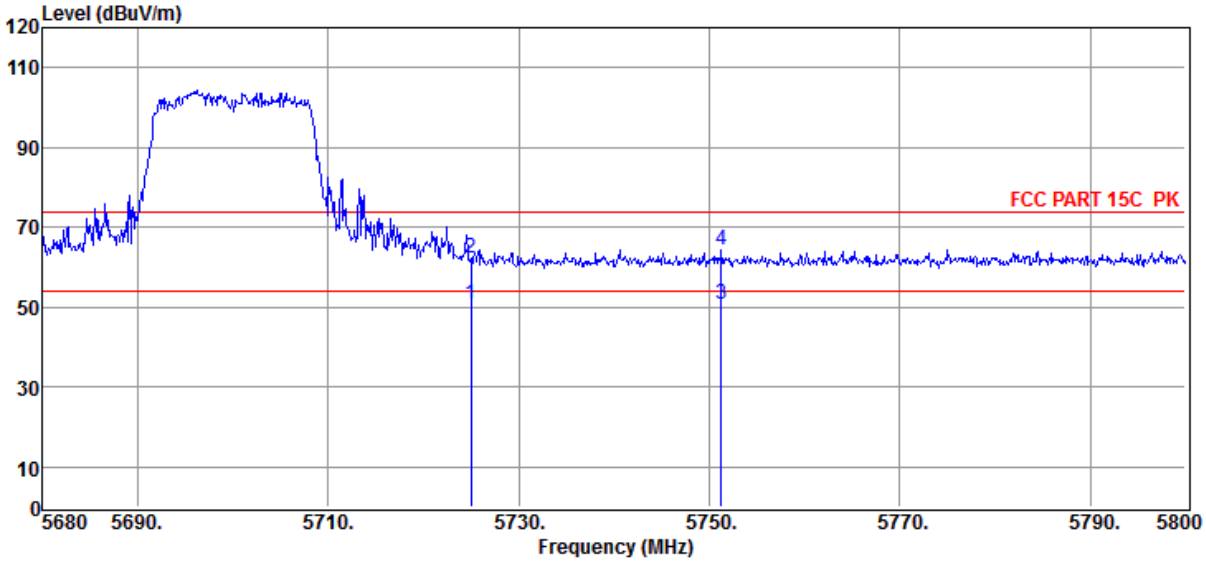

Item (Mark)	Freq. (MHz)	Read Level (dBµV)	Antenna Factor (dB/m)	Cable Loss dB	Result Level (dBµV/m)	Limit Line (dBµV/m)	Over Limit (dB)	Detector	Polarization
1	5725.00	10.21	35.27	5.08	50.56	54.00	-3.44	Average	HORIZONTAL
2	5725.00	22.09	35.27	5.08	62.44	74.00	-11.56	Peak	HORIZONTAL
3	5751.28	10.28	35.35	5.04	50.67	54.00	-3.33	Average	HORIZONTAL
4	5751.28	24.11	35.35	5.04	64.50	74.00	-9.50	Peak	HORIZONTAL

Note: 1. Result Level = Read Level + Antenna Factor + Cable loss.
2. If Peak Result complies with AV limit, AV Result is deemed to comply with AV limit.
3. Test setup: RBW: 1 MHz, VBW: 3 MHz, Sweep time: auto.
4. Margin = Result Level - Limit.

Radiated Emission Test Result

Test Site	: 10m Chamber		
Test Date	: 11-30-2024	**Tested By**	: Novak
EUT	: Formation performance multi-rotor UAV	**Model Number**	: Agile Bee 3
Power Supply	: BATTERY	**Test Mode**	: Tx mode
Memo	: 11a 6M Ant1 5700MHz		

Data: 110

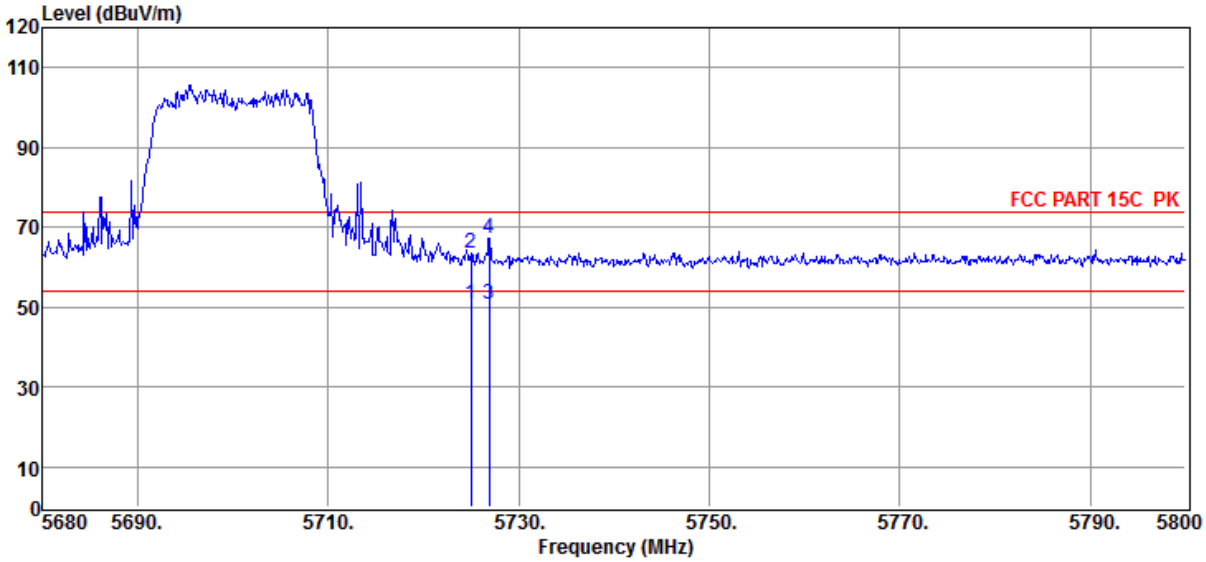

Item (Mark)	Freq. (MHz)	Read Level (dBµV)	Antenna Factor (dB/m)	Cable Loss dB	Result Level (dBµV/m)	Limit Line (dBµV/m)	Over Limit (dB)	Detector	Polarization
1	5725.00	10.26	35.27	5.08	50.61	54.00	-3.39	Average	VERTICAL
2	5725.00	23.02	35.27	5.08	63.37	74.00	-10.63	Peak	VERTICAL
3	5726.92	10.22	35.28	5.08	50.58	54.00	-3.42	Average	VERTICAL
4	5726.92	26.88	35.28	5.08	67.24	74.00	-6.76	Peak	VERTICAL

Note: 1. Result Level = Read Level + Antenna Factor + Cable loss.
2. If Peak Result complies with AV limit, AV Result is deemed to comply with AV limit.
3. Test setup: RBW: 1 MHz, VBW: 3 MHz, Sweep time: auto.
4. Margin = Result Level - Limit.

Radiated Emission Test Result

Test Site : 10m Chamber

Test Date : 11-30-2024 **Tested By** : Novak

EUT : Formation performance multi-rotor UAV **Model Number** : Agile Bee 3

Power Supply : BATTERY **Test Mode** : Tx mode

Memo : 11a 6M Ant2 5700MHz

Data: 111

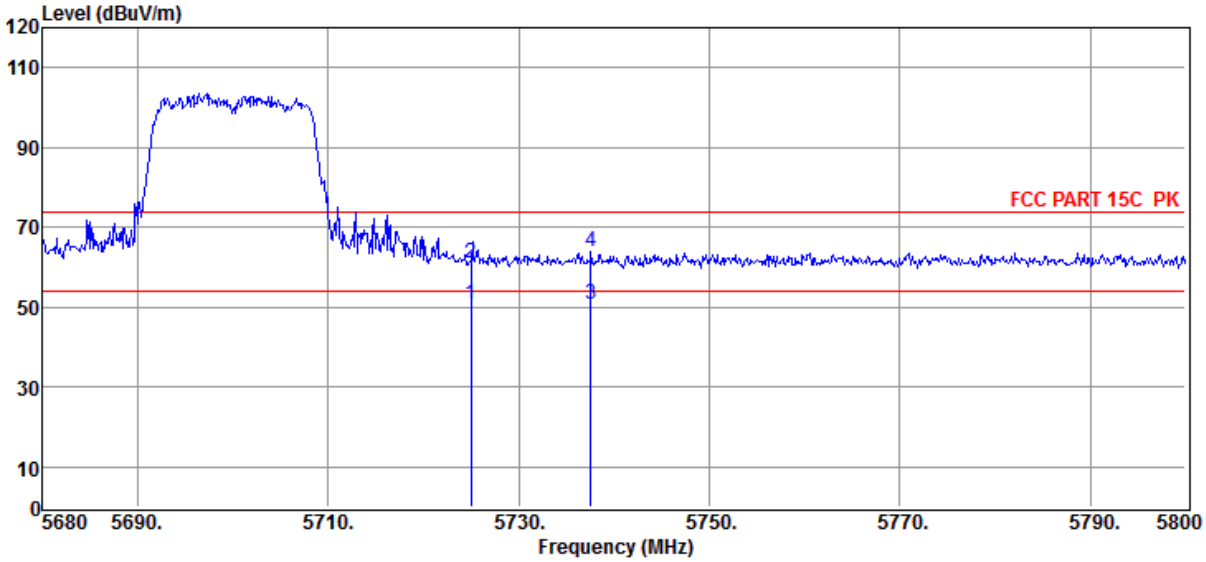

Item (Mark)	Freq. (MHz)	Read Level (dBµV)	Antenna Factor (dB/m)	Cable Loss dB	Result Level (dBµV/m)	Limit Line (dBµV/m)	Over Limit (dB)	Detector	Polarization
1	5725.00	10.37	35.27	5.08	50.72	54.00	-3.28	Average	HORIZONTAL
2	5725.00	20.76	35.27	5.08	61.11	74.00	-12.89	Peak	HORIZONTAL
3	5737.60	10.27	35.31	5.06	50.64	54.00	-3.36	Average	HORIZONTAL
4	5737.60	23.64	35.31	5.06	64.01	74.00	-9.99	Peak	HORIZONTAL

Note: 1. Result Level = Read Level + Antenna Factor + Cable loss.
2. If Peak Result complies with AV limit, AV Result is deemed to comply with AV limit.
3. Test setup: RBW: 1 MHz, VBW: 3 MHz, Sweep time: auto.
4. Margin = Result Level - Limit.

Radiated Emission Test Result

Test Site	: 10m Chamber		
Test Date	: 11-30-2024	**Tested By**	: Novak
EUT	: Formation performance multi-rotor UAV	**Model Number**	: Agile Bee 3
Power Supply	: BATTERY	**Test Mode**	: Tx mode
Memo	: 11a 6M Ant2 5700MHz		

Data: 112

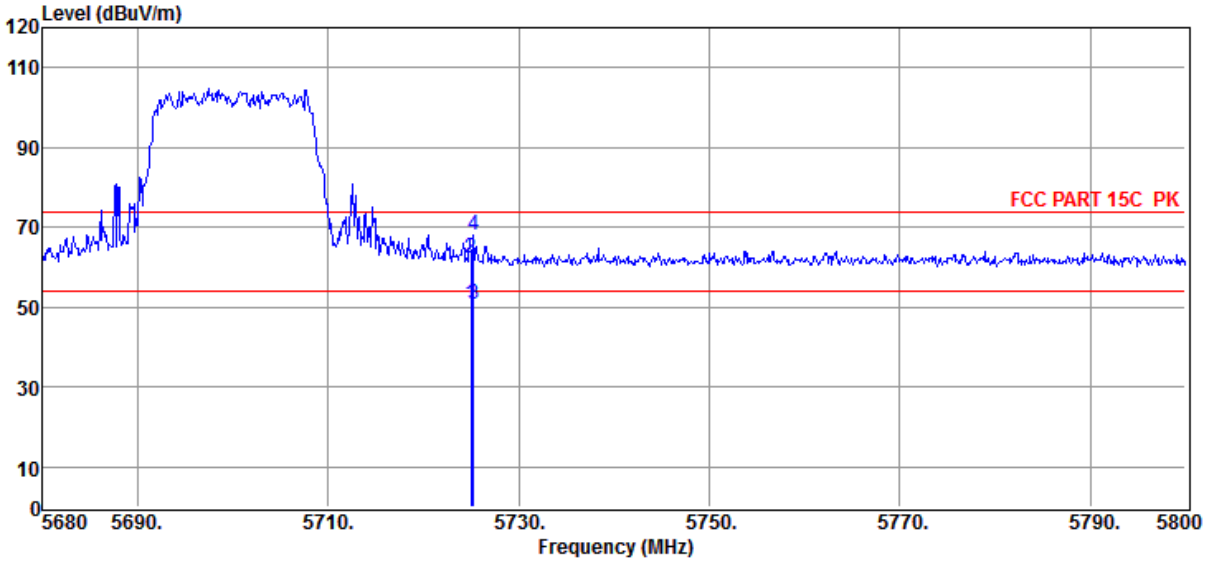

Item (Mark)	Freq. (MHz)	Read Level (dBµV)	Antenna Factor (dB/m)	Cable Loss dB	Result Level (dBµV/m)	Limit Line (dBµV/m)	Over Limit (dB)	Detector	Polarization
1	5725.00	10.39	35.27	5.08	50.74	54.00	-3.26	Average	VERTICAL
2	5725.00	21.76	35.27	5.08	62.11	74.00	-11.89	Peak	VERTICAL
3	5725.24	10.17	35.28	5.08	50.53	54.00	-3.47	Average	VERTICAL
4	5725.24	27.64	35.28	5.08	68.00	74.00	-6.00	Peak	VERTICAL

Note: 1. Result Level = Read Level + Antenna Factor + Cable loss.
2. If Peak Result complies with AV limit, AV Result is deemed to comply with AV limit.
3. Test setup: RBW: 1 MHz, VBW: 3 MHz, Sweep time: auto.
4. Margin = Result Level - Limit.

Radiated Emission Test Result

Test Site	: 10m Chamber		
Test Date	: 11-30-2024	**Tested By**	: Novak
EUT	: Formation performance multi-rotor UAV	**Model Number**	: Agile Bee 3
Power Supply	: BATTERY	**Test Mode**	: Tx mode
Memo	: 11n20 MCS0 Ant1 5180MHz		

Data: 113

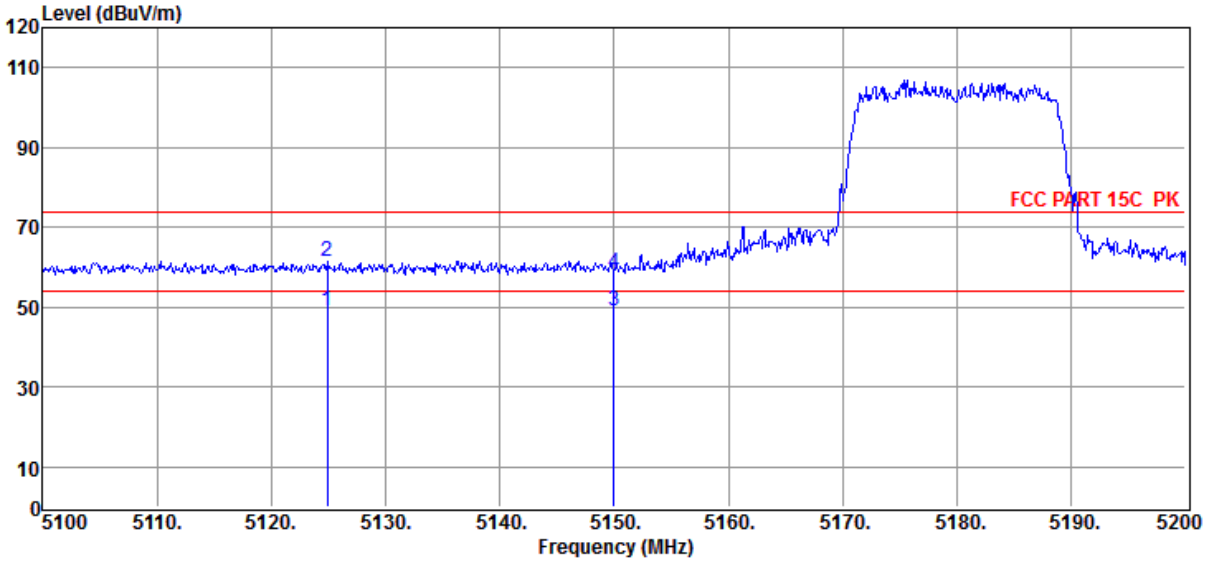

Item (Mark)	Freq. (MHz)	Read Level (dBµV)	Antenna Factor (dB/m)	Cable Loss dB	Result Level (dBµV/m)	Limit Line (dBµV/m)	Over Limit (dB)	Detector	Polarization
1	5124.90	10.39	33.85	4.67	48.91	54.00	-5.09	Average	HORIZONTAL
2	5124.90	23.12	33.85	4.67	61.64	74.00	-12.36	Peak	HORIZONTAL
3	5150.00	10.34	33.90	4.69	48.93	54.00	-5.07	Average	HORIZONTAL
4	5150.00	19.94	33.90	4.69	58.53	74.00	-15.47	Peak	HORIZONTAL

Note: 1. Result Level = Read Level + Antenna Factor + Cable loss.
2. If Peak Result complies with AV limit, AV Result is deemed to comply with AV limit.
3. Test setup: RBW: 1 MHz, VBW: 3 MHz, Sweep time: auto.
4. Margin = Result Level - Limit.

Radiated Emission Test Result

Test Site : 10m Chamber

Test Date : 11-30-2024 **Tested By** : Novak

EUT : Formation performance multi-rotor UAV **Model Number** : Agile Bee 3

Power Supply : BATTERY **Test Mode** : Tx mode

Memo : 11n20 MCS0 Ant1 5180MHz

Data: 114

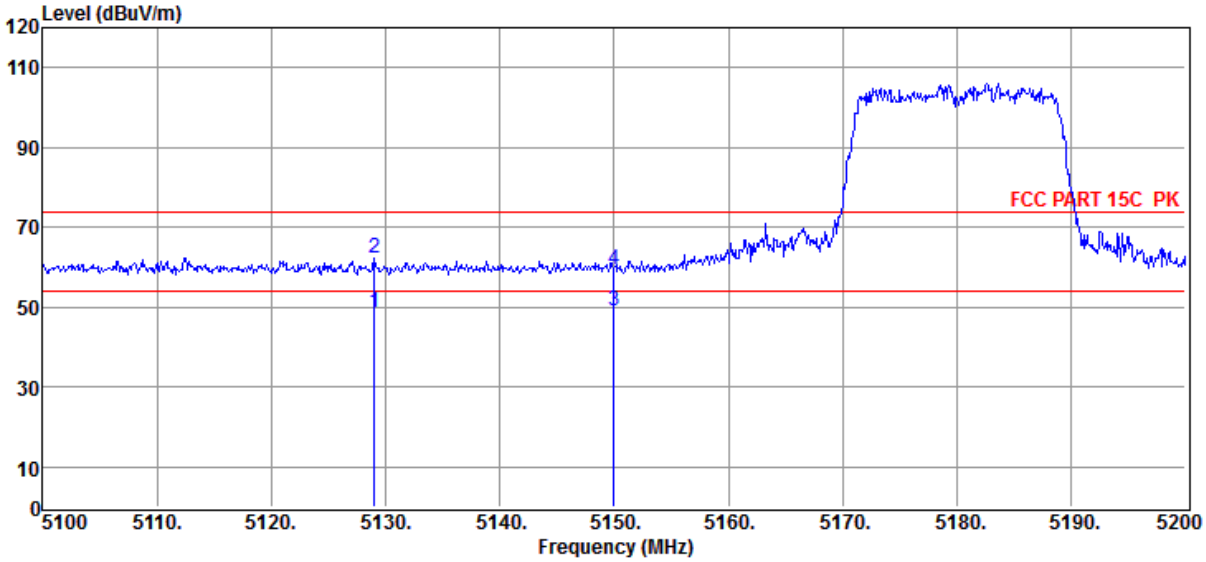

Item (Mark)	Freq. (MHz)	Read Level (dBµV)	Antenna Factor (dB/m)	Cable Loss dB	Result Level (dBµV/m)	Limit Line (dBµV/m)	Over Limit (dB)	Detector	Polarization
1	5129.00	10.19	33.86	4.67	48.72	54.00	-5.28	Average	VERTICAL
2	5129.00	23.91	33.86	4.67	62.44	74.00	-11.56	Peak	VERTICAL
3	5150.00	10.38	33.90	4.69	48.97	54.00	-5.03	Average	VERTICAL
4	5150.00	20.90	33.90	4.69	59.49	74.00	-14.51	Peak	VERTICAL

Note: 1. Result Level = Read Level + Antenna Factor + Cable loss.
2. If Peak Result complies with AV limit, AV Result is deemed to comply with AV limit.
3. Test setup: RBW: 1 MHz, VBW: 3 MHz, Sweep time: auto.
4. Margin = Result Level - Limit.

Radiated Emission Test Result

Test Site : 10m Chamber

Test Date : 11-30-2024 **Tested By** : Novak

EUT : Formation performance multi-rotor UAV **Model Number** : Agile Bee 3

Power Supply : BATTERY **Test Mode** : Tx mode

Memo : 11n20 MCS0 Ant2 5180MHz

Data: 115

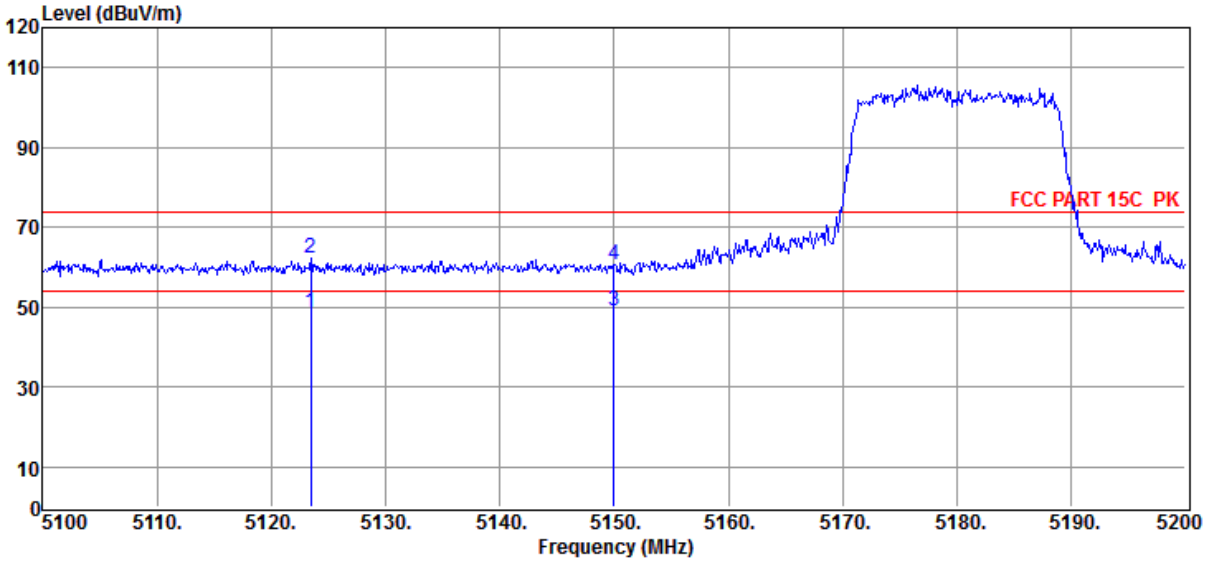

Item (Mark)	Freq. (MHz)	Read Level (dBµV)	Antenna Factor (dB/m)	Cable Loss dB	Result Level (dBµV/m)	Limit Line (dBµV/m)	Over Limit (dB)	Detector	Polarization
1	5123.50	10.30	33.85	4.67	48.82	54.00	-5.18	Average	HORIZONTAL
2	5123.50	23.91	33.85	4.67	62.43	74.00	-11.57	Peak	HORIZONTAL
3	5150.00	10.43	33.90	4.69	49.02	54.00	-4.98	Average	HORIZONTAL
4	5150.00	21.98	33.90	4.69	60.57	74.00	-13.43	Peak	HORIZONTAL

Note: 1. Result Level = Read Level + Antenna Factor + Cable loss.
2. If Peak Result complies with AV limit, AV Result is deemed to comply with AV limit.
3. Test setup: RBW: 1 MHz, VBW: 3 MHz, Sweep time: auto.
4. Margin = Result Level - Limit.

Radiated Emission Test Result

Test Site	: 10m Chamber		
Test Date	: 11-30-2024	**Tested By**	: Novak
EUT	: Formation performance multi-rotor UAV	**Model Number**	: Agile Bee 3
Power Supply	: BATTERY	**Test Mode**	: Tx mode
Memo	: 11n20 MCS0 Ant2 5180MHz		

Data: 116

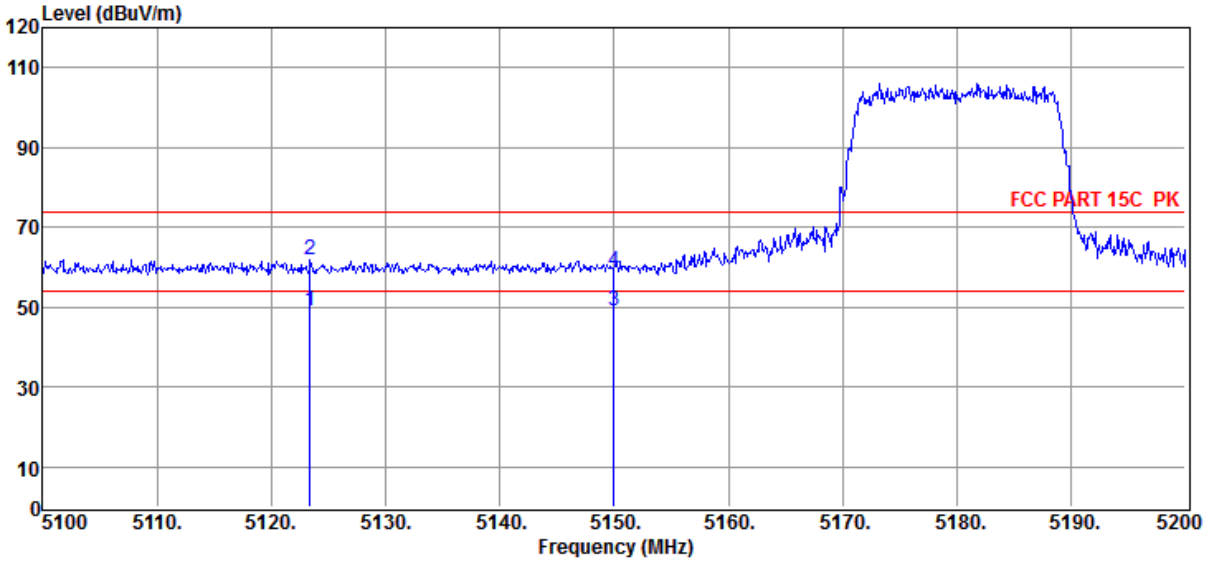

Item (Mark)	Freq. (MHz)	Read Level (dBµV)	Antenna Factor (dB/m)	Cable Loss dB	Result Level (dBµV/m)	Limit Line (dBµV/m)	Over Limit (dB)	Detector	Polarization
1	5123.40	10.36	33.85	4.67	48.88	54.00	-5.12	Average	VERTICAL
2	5123.40	23.24	33.85	4.67	61.76	74.00	-12.24	Peak	VERTICAL
3	5150.00	10.44	33.90	4.69	49.03	54.00	-4.97	Average	VERTICAL
4	5150.00	20.57	33.90	4.69	59.16	74.00	-14.84	Peak	VERTICAL

Note: 1. Result Level = Read Level + Antenna Factor + Cable loss.
2. If Peak Result complies with AV limit, AV Result is deemed to comply with AV limit.
3. Test setup: RBW: 1 MHz, VBW: 3 MHz, Sweep time: auto.
4. Margin = Result Level - Limit.

Radiated Emission Test Result

Test Site	: 10m Chamber		
Test Date	: 11-30-2024	**Tested By**	: Novak
EUT	: Formation performance multi-rotor UAV	**Model Number**	: Agile Bee 3
Power Supply	: BATTERY	**Test Mode**	: Tx mode
Memo	: 11n20 MCS0 Ant1 5320MHz		

Data: 117

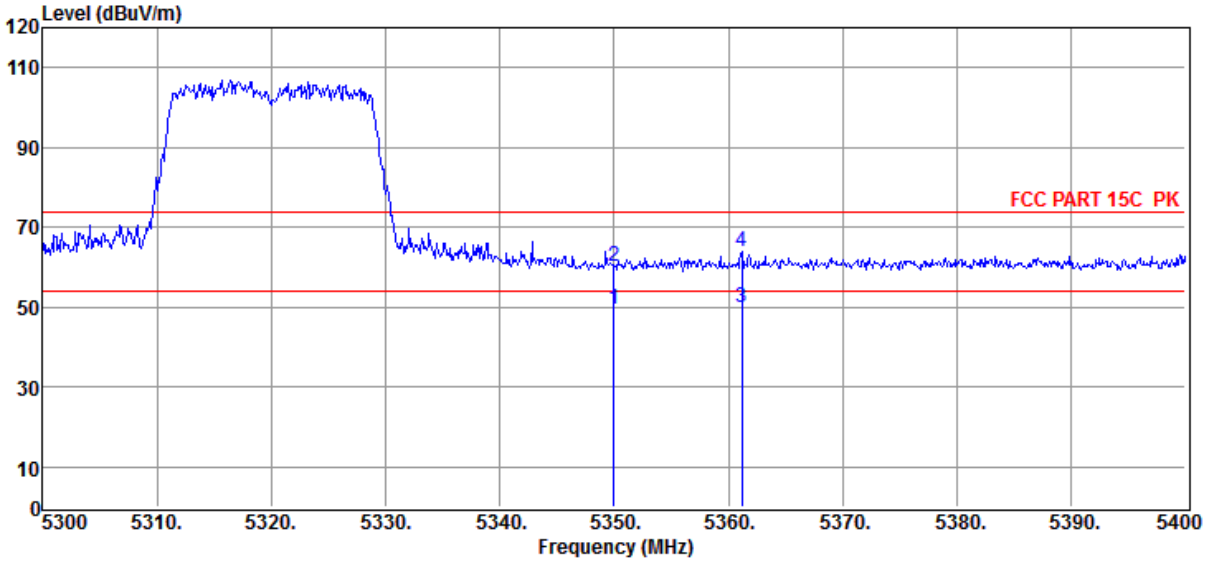

Item (Mark)	Freq. (MHz)	Read Level (dBµV)	Antenna Factor (dB/m)	Cable Loss dB	Result Level (dBµV/m)	Limit Line (dBµV/m)	Over Limit (dB)	Detector	Polarization
1	5350.00	10.21	34.30	5.16	49.67	54.00	-4.33	Average	HORIZONTAL
2	5350.00	20.65	34.30	5.16	60.11	74.00	-13.89	Peak	HORIZONTAL
3	5361.20	10.24	34.32	5.23	49.79	54.00	-4.21	Average	HORIZONTAL
4	5361.20	24.39	34.32	5.23	63.94	74.00	-10.06	Peak	HORIZONTAL

Note: 1. Result Level = Read Level + Antenna Factor + Cable loss.
2. If Peak Result complies with AV limit, AV Result is deemed to comply with AV limit.
3. Test setup: RBW: 1 MHz, VBW: 3 MHz, Sweep time: auto.
4. Margin = Result Level - Limit.

Radiated Emission Test Result

Test Site	: 10m Chamber		
Test Date	: 11-30-2024	**Tested By**	: Novak
EUT	: Formation performance multi-rotor UAV	**Model Number**	: Agile Bee 3
Power Supply	: BATTERY	**Test Mode**	: Tx mode
Memo	: 11n20 MCS0 Ant1 5320MHz		

Data: 118

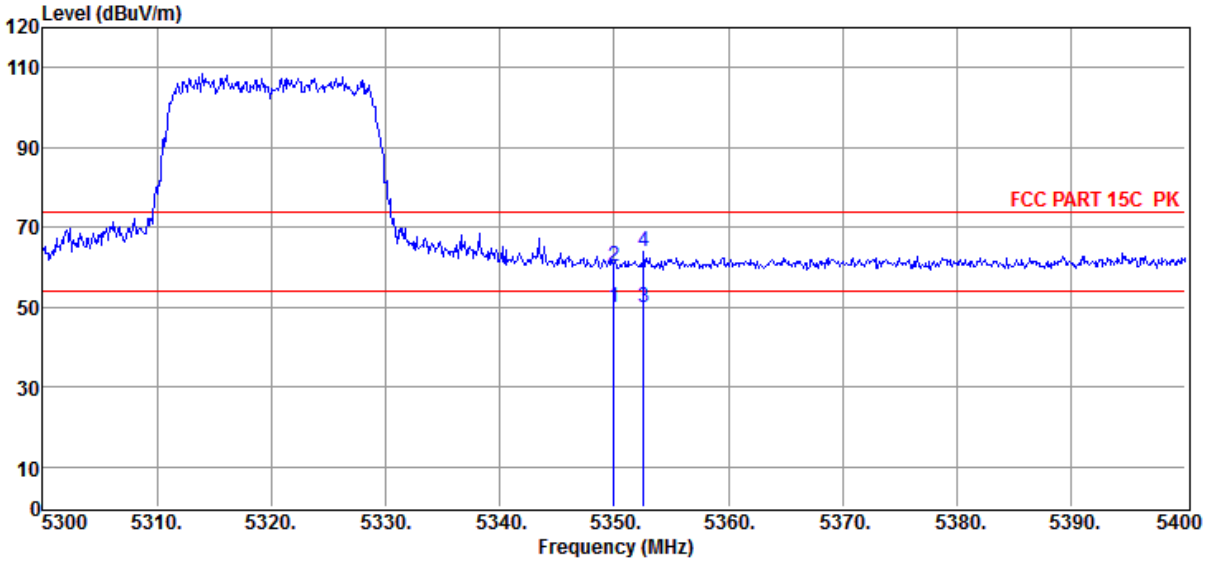

Item (Mark)	Freq. (MHz)	Read Level (dBµV)	Antenna Factor (dB/m)	Cable Loss dB	Result Level (dBµV/m)	Limit Line (dBµV/m)	Over Limit (dB)	Detector	Polarization
1	5350.00	10.33	34.30	5.16	49.79	54.00	-4.21	Average	VERTICAL
2	5350.00	20.66	34.30	5.16	60.12	74.00	-13.88	Peak	VERTICAL
3	5352.60	10.31	34.31	5.17	49.79	54.00	-4.21	Average	VERTICAL
4	5352.60	24.58	34.31	5.17	64.06	74.00	-9.94	Peak	VERTICAL

Note: 1. Result Level = Read Level + Antenna Factor + Cable loss.
2. If Peak Result complies with AV limit, AV Result is deemed to comply with AV limit.
3. Test setup: RBW: 1 MHz, VBW: 3 MHz, Sweep time: auto.
4. Margin = Result Level - Limit.

Radiated Emission Test Result

Test Site	: 10m Chamber		
Test Date	: 11-30-2024	**Tested By**	: Novak
EUT	: Formation performance multi-rotor UAV	**Model Number**	: Agile Bee 3
Power Supply	: BATTERY	**Test Mode**	: Tx mode
Memo	: 11n20 MCS0 Ant2 5320MHz		

Data: 119

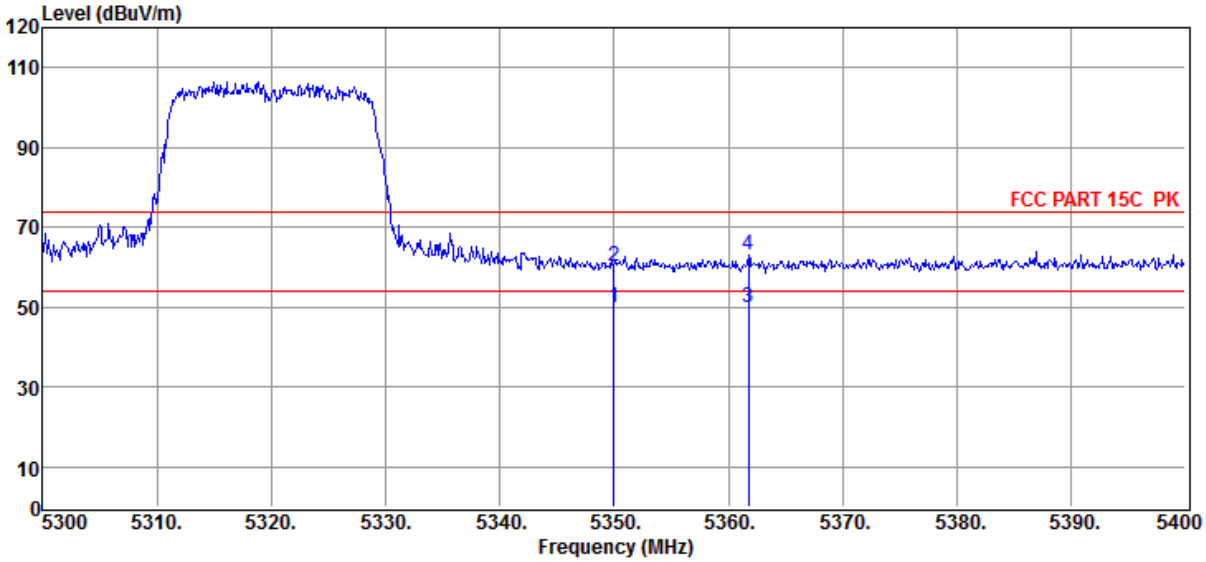

Item (Mark)	Freq. (MHz)	Read Level (dBµV)	Antenna Factor (dB/m)	Cable Loss dB	Result Level (dBµV/m)	Limit Line (dBµV/m)	Over Limit (dB)	Detector	Polarization
1	5350.00	10.32	34.30	5.16	49.78	54.00	-4.22	Average	HORIZONTAL
2	5350.00	20.90	34.30	5.16	60.36	74.00	-13.64	Peak	HORIZONTAL
3	5361.80	10.32	34.32	5.24	49.88	54.00	-4.12	Average	HORIZONTAL
4	5361.80	23.55	34.32	5.24	63.11	74.00	-10.89	Peak	HORIZONTAL

Note: 1. Result Level = Read Level + Antenna Factor + Cable loss.
2. If Peak Result complies with AV limit, AV Result is deemed to comply with AV limit.
3. Test setup: RBW: 1 MHz, VBW: 3 MHz, Sweep time: auto.
4. Margin = Result Level - Limit.

Radiated Emission Test Result

Test Site	: 10m Chamber		
Test Date	: 11-30-2024	**Tested By**	: Novak
EUT	: Formation performance multi-rotor UAV	**Model Number**	: Agile Bee 3
Power Supply	: BATTERY	**Test Mode**	: Tx mode
Memo	: 11n20 MCS0 Ant2 5320MHz		

Data: 120

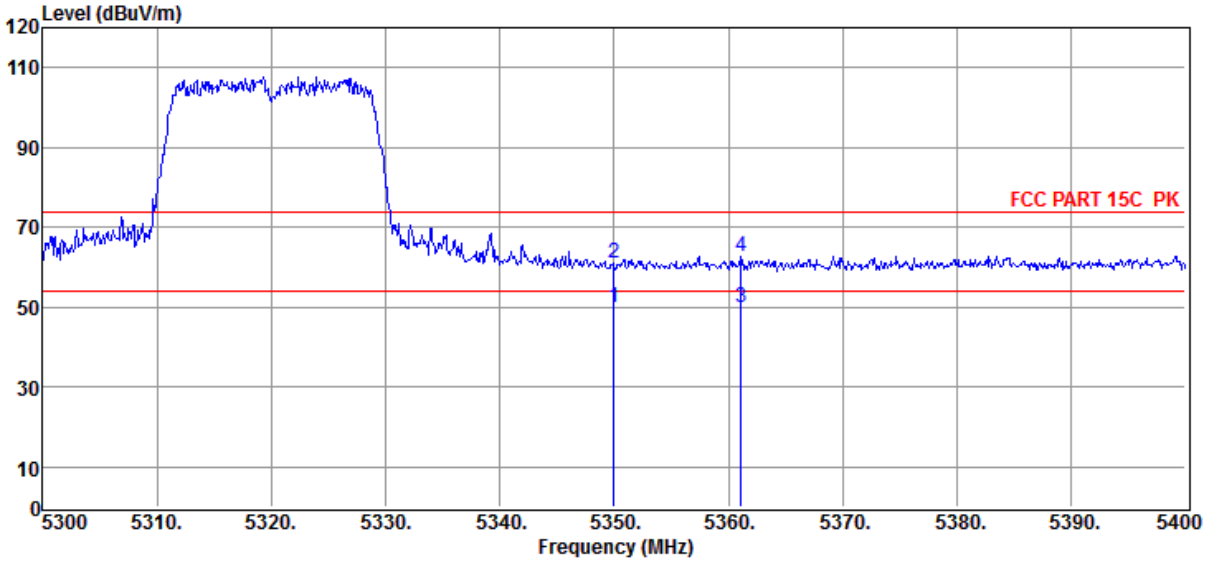

Item (Mark)	Freq. (MHz)	Read Level (dBµV)	Antenna Factor (dB/m)	Cable Loss dB	Result Level (dBµV/m)	Limit Line (dBµV/m)	Over Limit (dB)	Detector	Polarization
1	5350.00	10.27	34.30	5.16	49.73	54.00	-4.27	Average	VERTICAL
2	5350.00	21.39	34.30	5.16	60.85	74.00	-13.15	Peak	VERTICAL
3	5361.10	10.21	34.32	5.23	49.76	54.00	-4.24	Average	VERTICAL
4	5361.10	23.09	34.32	5.23	62.64	74.00	-11.36	Peak	VERTICAL

Note: 1. Result Level = Read Level + Antenna Factor + Cable loss.
2. If Peak Result complies with AV limit, AV Result is deemed to comply with AV limit.
3. Test setup: RBW: 1 MHz, VBW: 3 MHz, Sweep time: auto.
4. Margin = Result Level - Limit.

Radiated Emission Test Result

Test Site : 10m Chamber

Test Date : 11-30-2024 **Tested By** : Novak

EUT : Formation performance multi-rotor UAV **Model Number** : Agile Bee 3

Power Supply : BATTERY **Test Mode** : Tx mode

Memo : 11n20 MCS0 Ant1 5500MHz

Data: 121

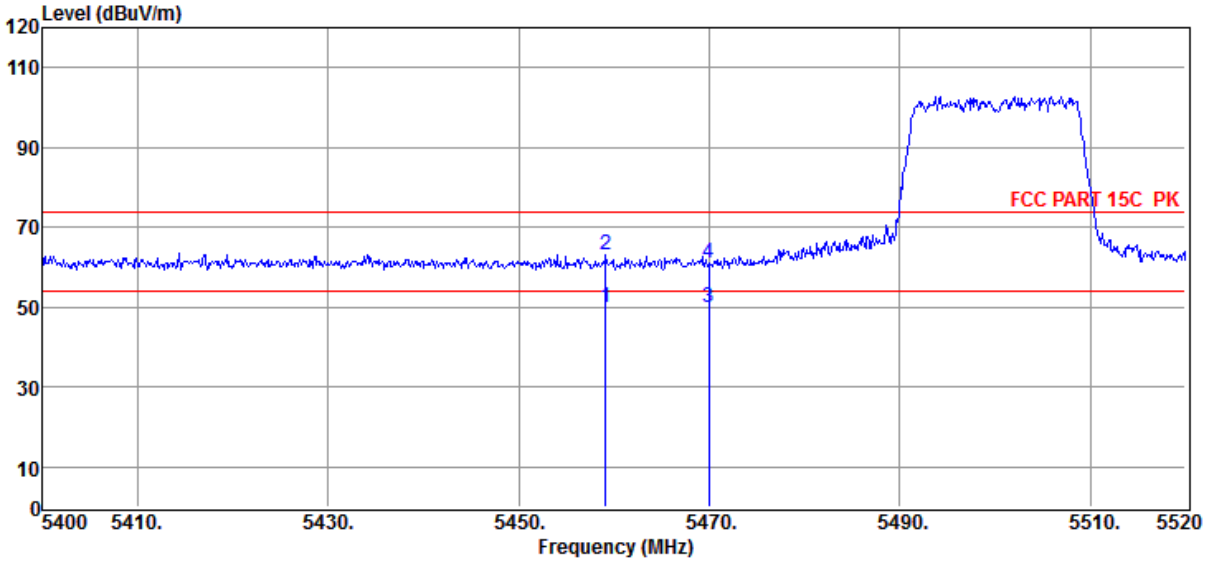

Item (Mark)	Freq. (MHz)	Read Level (dBµV)	Antenna Factor (dB/m)	Cable Loss dB	Result Level (dBµV/m)	Limit Line (dBµV/m)	Over Limit (dB)	Detector	Polarization
1	5459.16	10.19	34.52	5.36	50.07	54.00	-3.93	Average	HORIZONTAL
2	5459.16	23.26	34.52	5.36	63.14	74.00	-10.86	Peak	HORIZONTAL
3	5470.00	10.20	34.54	5.34	50.08	54.00	-3.92	Average	HORIZONTAL
4	5470.00	20.96	34.54	5.34	60.84	74.00	-13.16	Peak	HORIZONTAL

Note: 1. Result Level = Read Level + Antenna Factor + Cable loss.
2. If Peak Result complies with AV limit, AV Result is deemed to comply with AV limit.
3. Test setup: RBW: 1 MHz, VBW: 3 MHz, Sweep time: auto.
4. Margin = Result Level - Limit.

Radiated Emission Test Result

Test Site	: 10m Chamber		
Test Date	: 11-30-2024	**Tested By**	: Novak
EUT	: Formation performance multi-rotor UAV	**Model Number**	: Agile Bee 3
Power Supply	: BATTERY	**Test Mode**	: Tx mode
Memo	: 11n20 MCS0 Ant1 5500MHz		

Data: 122

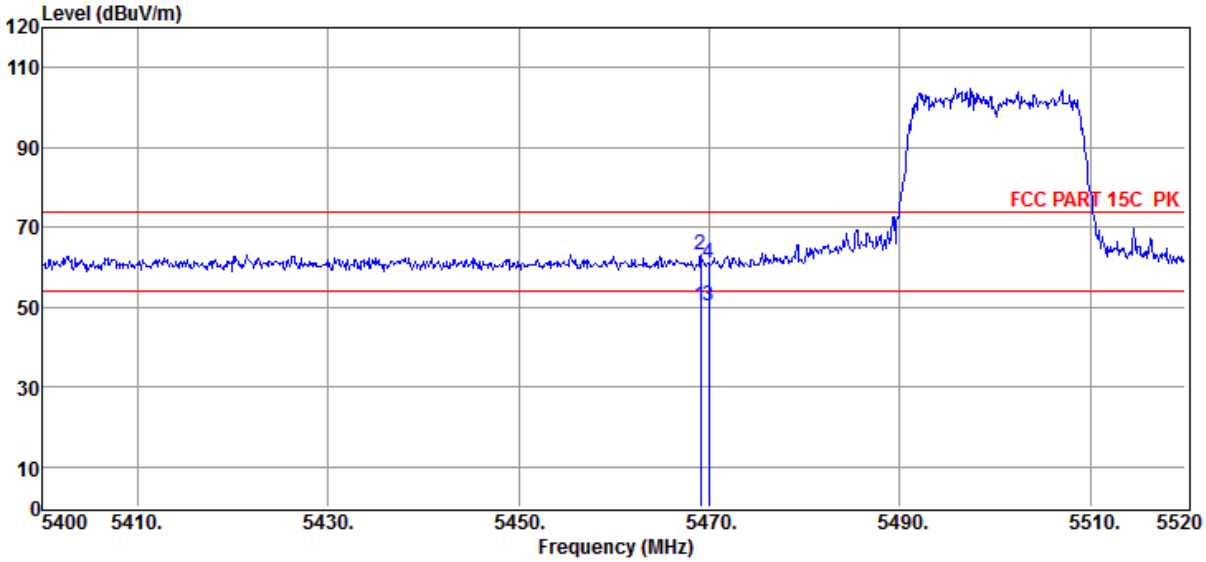

Item (Mark)	Freq. (MHz)	Read Level (dBµV)	Antenna Factor (dB/m)	Cable Loss dB	Result Level (dBµV/m)	Limit Line (dBµV/m)	Over Limit (dB)	Detector	Polarization
1	5469.12	10.24	34.54	5.34	50.12	54.00	-3.88	Average	VERTICAL
2	5469.12	23.33	34.54	5.34	63.21	74.00	-10.79	Peak	VERTICAL
3	5470.00	10.34	34.54	5.34	50.22	54.00	-3.78	Average	VERTICAL
4	5470.00	21.25	34.54	5.34	61.13	74.00	-12.87	Peak	VERTICAL

Note: 1. Result Level = Read Level + Antenna Factor + Cable loss.
2. If Peak Result complies with AV limit, AV Result is deemed to comply with AV limit.
3. Test setup: RBW: 1 MHz, VBW: 3 MHz, Sweep time: auto.
4. Margin = Result Level - Limit.

Radiated Emission Test Result

Test Site	: 10m Chamber		
Test Date	: 11-30-2024	**Tested By**	: Novak
EUT	: Formation performance multi-rotor UAV	**Model Number**	: Agile Bee 3
Power Supply	: BATTERY	**Test Mode**	: Tx mode
Memo	: 11n20 MCS0 Ant2 5500MHz		

Data: 123

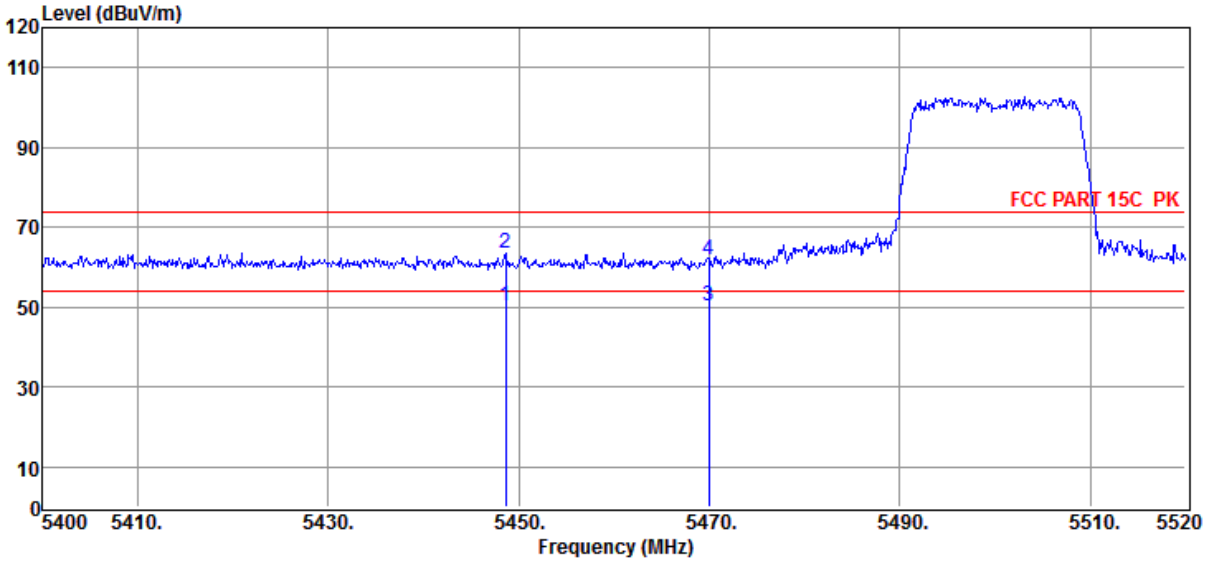

Item (Mark)	Freq. (MHz)	Read Level (dBµV)	Antenna Factor (dB/m)	Cable Loss dB	Result Level (dBµV/m)	Limit Line (dBµV/m)	Over Limit (dB)	Detector	Polarization
1	5448.60	10.39	34.50	5.39	50.28	54.00	-3.72	Average	HORIZONTAL
2	5448.60	23.55	34.50	5.39	63.44	74.00	-10.56	Peak	HORIZONTAL
3	5470.00	10.32	34.54	5.34	50.20	54.00	-3.80	Average	HORIZONTAL
4	5470.00	21.87	34.54	5.34	61.75	74.00	-12.25	Peak	HORIZONTAL

Note: 1. Result Level = Read Level + Antenna Factor + Cable loss.
2. If Peak Result complies with AV limit, AV Result is deemed to comply with AV limit.
3. Test setup: RBW: 1 MHz, VBW: 3 MHz, Sweep time: auto.
4. Margin = Result Level - Limit.

Radiated Emission Test Result

Test Site	: 10m Chamber		
Test Date	: 11-30-2024	**Tested By**	: Novak
EUT	: Formation performance multi-rotor UAV	**Model Number**	: Agile Bee 3
Power Supply	: BATTERY	**Test Mode**	: Tx mode
Memo	: 11n20 MCS0 Ant2 5500MHz		

Data: 124

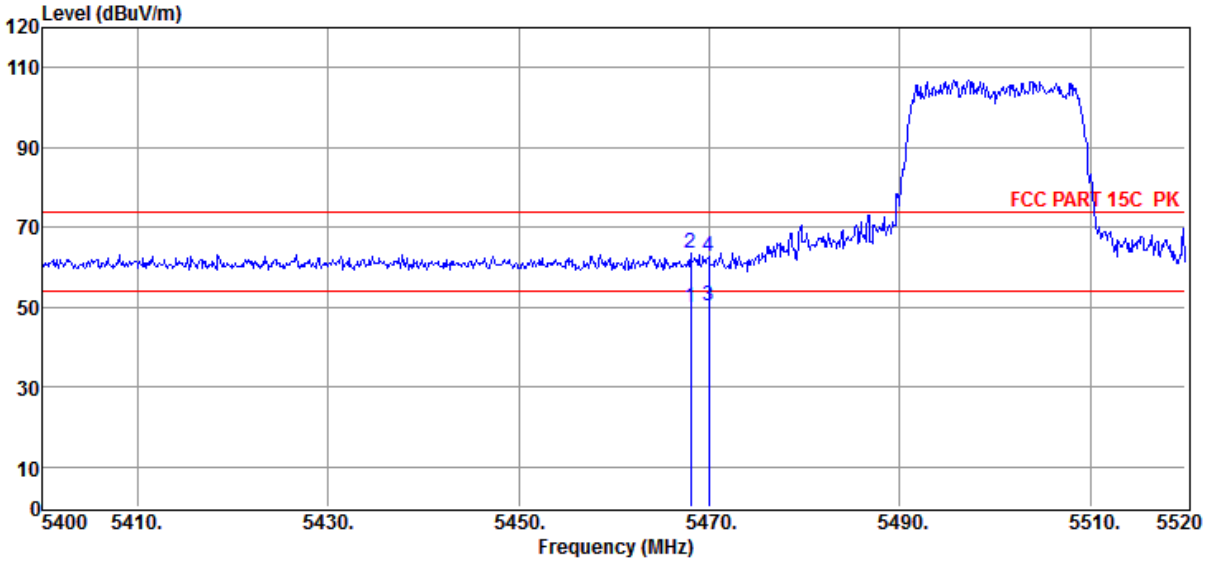

Item (Mark)	Freq. (MHz)	Read Level (dBµV)	Antenna Factor (dB/m)	Cable Loss dB	Result Level (dBµV/m)	Limit Line (dBµV/m)	Over Limit (dB)	Detector	Polarization
1	5468.04	10.14	34.54	5.34	50.02	54.00	-3.98	Average	VERTICAL
2	5468.04	23.46	34.54	5.34	63.34	74.00	-10.66	Peak	VERTICAL
3	5470.00	10.24	34.54	5.34	50.12	54.00	-3.88	Average	VERTICAL
4	5470.00	22.60	34.54	5.34	62.48	74.00	-11.52	Peak	VERTICAL

Note: 1. Result Level = Read Level + Antenna Factor + Cable loss.
2. If Peak Result complies with AV limit, AV Result is deemed to comply with AV limit.
3. Test setup: RBW: 1 MHz, VBW: 3 MHz, Sweep time: auto.
4. Margin = Result Level - Limit.

Radiated Emission Test Result

Test Site	: 10m Chamber		
Test Date	: 11-30-2024	**Tested By**	: Novak
EUT	: Formation performance multi-rotor UAV	**Model Number**	: Agile Bee 3
Power Supply	: BATTERY	**Test Mode**	: Tx mode
Memo	: 11n20 MCS0 Ant1 5700MHz		

Data: 125

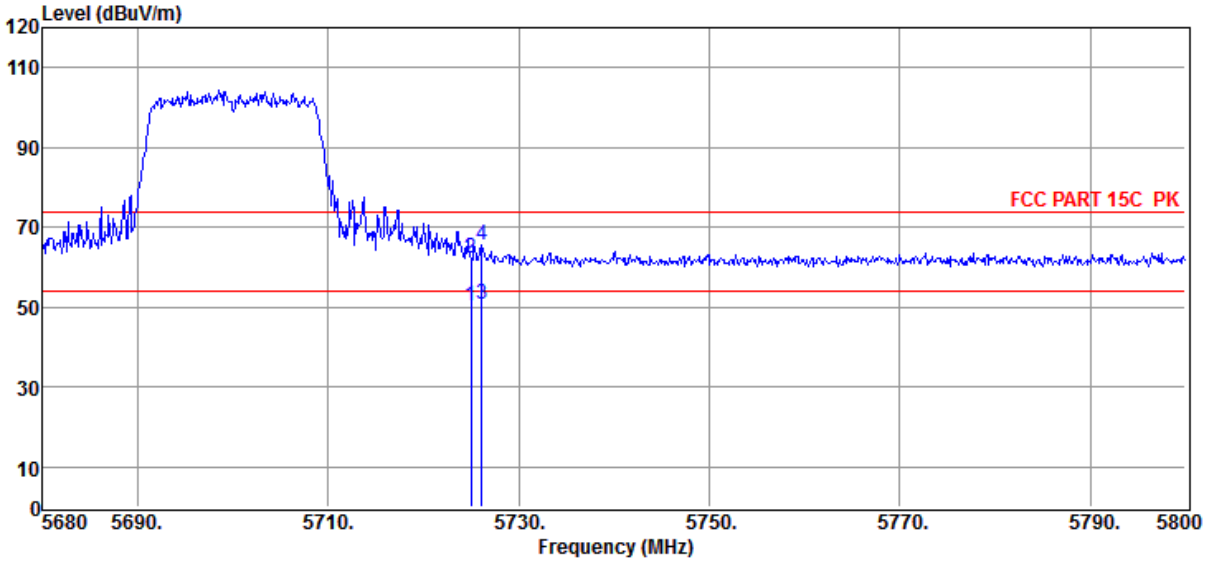

Item (Mark)	Freq. (MHz)	Read Level (dBµV)	Antenna Factor (dB/m)	Cable Loss dB	Result Level (dBµV/m)	Limit Line (dBµV/m)	Over Limit (dB)	Detector	Polarization
1	5725.00	10.12	35.27	5.08	50.47	54.00	-3.53	Average	HORIZONTAL
2	5725.00	22.03	35.27	5.08	62.38	74.00	-11.62	Peak	HORIZONTAL
3	5726.08	10.16	35.28	5.08	50.52	54.00	-3.48	Average	HORIZONTAL
4	5726.08	25.04	35.28	5.08	65.40	74.00	-8.60	Peak	HORIZONTAL

Note: 1. Result Level = Read Level + Antenna Factor + Cable loss.
2. If Peak Result complies with AV limit, AV Result is deemed to comply with AV limit.
3. Test setup: RBW: 1 MHz, VBW: 3 MHz, Sweep time: auto.
4. Margin = Result Level - Limit.

Radiated Emission Test Result

Test Site	: 10m Chamber		
Test Date	: 11-30-2024	**Tested By**	: Novak
EUT	: Formation performance multi-rotor UAV	**Model Number**	: Agile Bee 3
Power Supply	: BATTERY	**Test Mode**	: Tx mode
Memo	: 11n20 MCS0 Ant1 5700MHz		

Data: 126

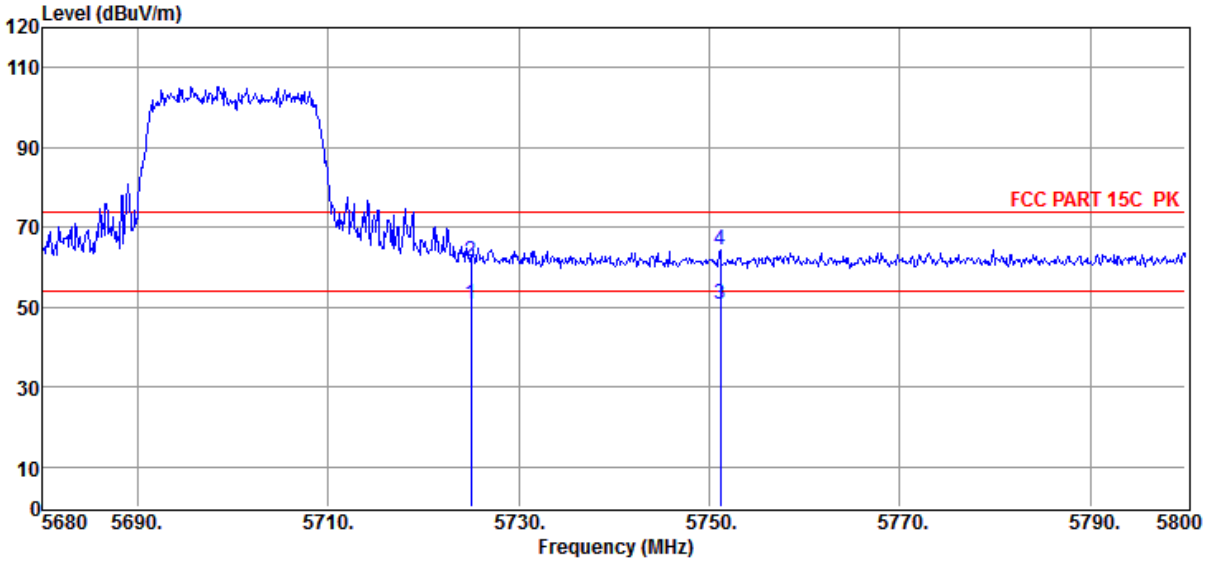

Item (Mark)	Freq. (MHz)	Read Level (dBµV)	Antenna Factor (dB/m)	Cable Loss dB	Result Level (dBµV/m)	Limit Line (dBµV/m)	Over Limit (dB)	Detector	Polarization
1	5725.00	10.24	35.27	5.08	50.59	54.00	-3.41	Average	VERTICAL
2	5725.00	21.18	35.27	5.08	61.53	74.00	-12.47	Peak	VERTICAL
3	5751.16	10.13	35.35	5.04	50.52	54.00	-3.48	Average	VERTICAL
4	5751.16	23.87	35.35	5.04	64.26	74.00	-9.74	Peak	VERTICAL

Note: 1. Result Level = Read Level + Antenna Factor + Cable loss.
2. If Peak Result complies with AV limit, AV Result is deemed to comply with AV limit.
3. Test setup: RBW: 1 MHz, VBW: 3 MHz, Sweep time: auto.
4. Margin = Result Level - Limit.

Radiated Emission Test Result

Test Site	: 10m Chamber		
Test Date	: 11-30-2024	**Tested By**	: Novak
EUT	: Formation performance multi-rotor UAV	**Model Number**	: Agile Bee 3
Power Supply	: BATTERY	**Test Mode**	: Tx mode
Memo	: 11n20 MCS0 Ant2 5700MHz		

Data: 127

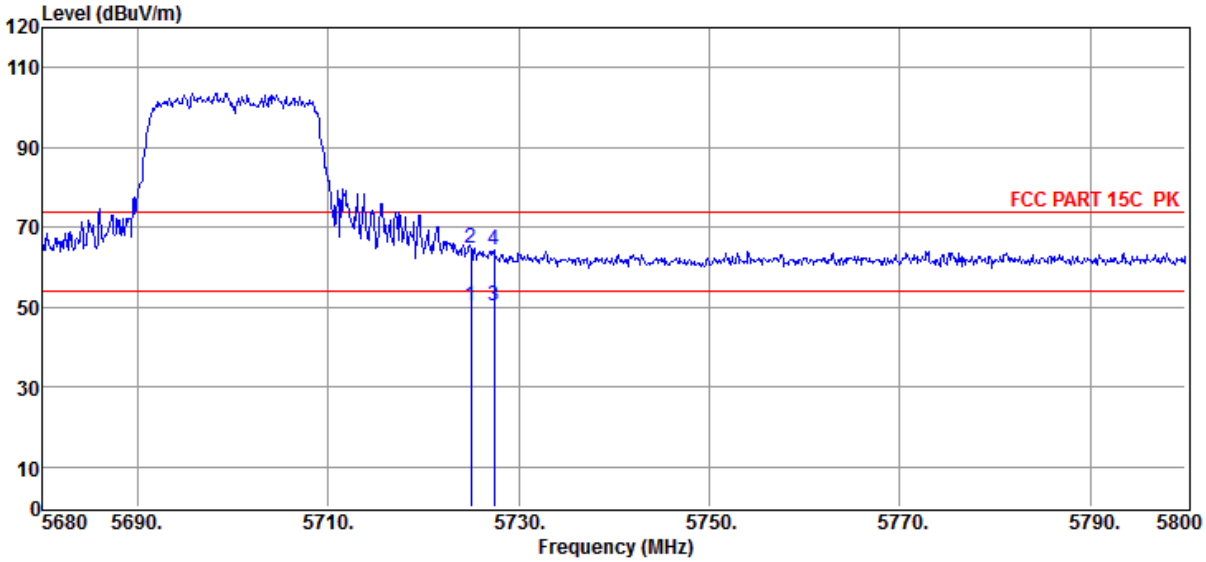

Item (Mark)	Freq. (MHz)	Read Level (dBµV)	Antenna Factor (dB/m)	Cable Loss dB	Result Level (dBµV/m)	Limit Line (dBµV/m)	Over Limit (dB)	Detector	Polarization
1	5725.00	10.12	35.27	5.08	50.47	54.00	-3.53	Average	HORIZONTAL
2	5725.00	24.50	35.27	5.08	64.85	74.00	-9.15	Peak	HORIZONTAL
3	5727.40	10.07	35.28	5.08	50.43	54.00	-3.57	Average	HORIZONTAL
4	5727.40	24.16	35.28	5.08	64.52	74.00	-9.48	Peak	HORIZONTAL

Note: 1. Result Level = Read Level + Antenna Factor + Cable loss.
2. If Peak Result complies with AV limit, AV Result is deemed to comply with AV limit.
3. Test setup: RBW: 1 MHz, VBW: 3 MHz, Sweep time: auto.
4. Margin = Result Level - Limit.

Radiated Emission Test Result

Test Site	: 10m Chamber		
Test Date	: 11-30-2024	**Tested By**	: Novak
EUT	: Formation performance multi-rotor UAV	**Model Number**	: Agile Bee 3
Power Supply	: BATTERY	**Test Mode**	: Tx mode
Memo	: 11n20 MCS0 Ant2 5700MHz		

Data: 128

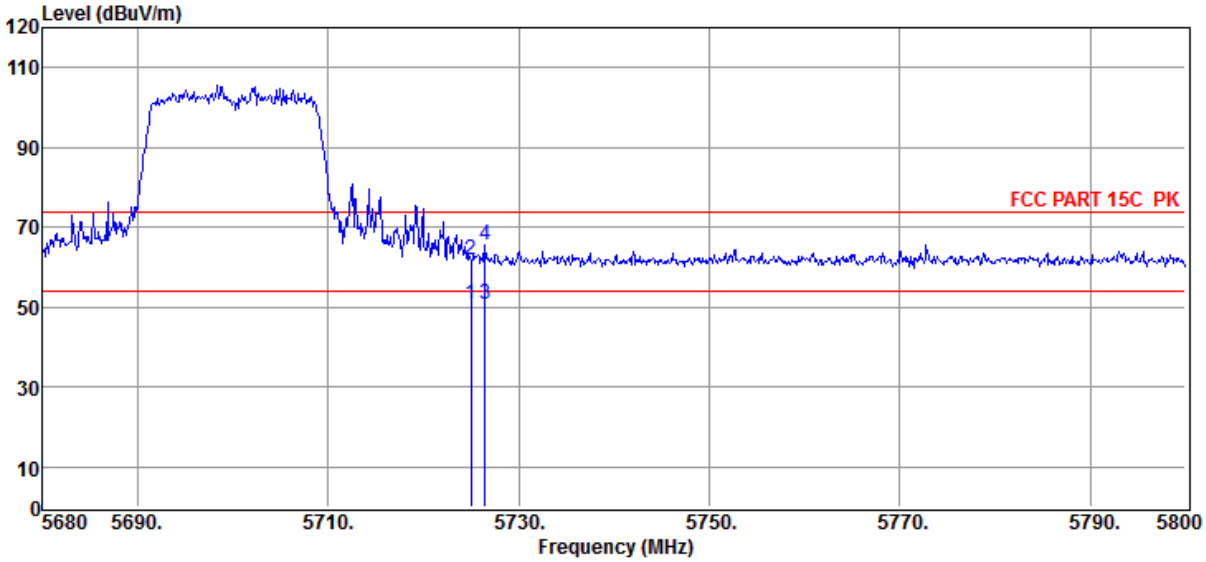

Item (Mark)	Freq. (MHz)	Read Level (dBµV)	Antenna Factor (dB/m)	Cable Loss dB	Result Level (dBµV/m)	Limit Line (dBµV/m)	Over Limit (dB)	Detector	Polarization
1	5725.00	10.33	35.27	5.08	50.68	54.00	-3.32	Average	VERTICAL
2	5725.00	21.51	35.27	5.08	61.86	74.00	-12.14	Peak	VERTICAL
3	5726.44	10.21	35.28	5.08	50.57	54.00	-3.43	Average	VERTICAL
4	5726.44	25.11	35.28	5.08	65.47	74.00	-8.53	Peak	VERTICAL

Note: 1. Result Level = Read Level + Antenna Factor + Cable loss.
2. If Peak Result complies with AV limit, AV Result is deemed to comply with AV limit.
3. Test setup: RBW: 1 MHz, VBW: 3 MHz, Sweep time: auto.
4. Margin = Result Level - Limit.

Radiated Emission Test Result

Test Site	: 10m Chamber		
Test Date	: 11-30-2024	**Tested By**	: Novak
EUT	: Formation performance multi-rotor UAV	**Model Number**	: Agile Bee 3
Power Supply	: BATTERY	**Test Mode**	: Tx mode
Memo	: 11ac20 MCS0 Ant1 5180MHz		

Data: 129

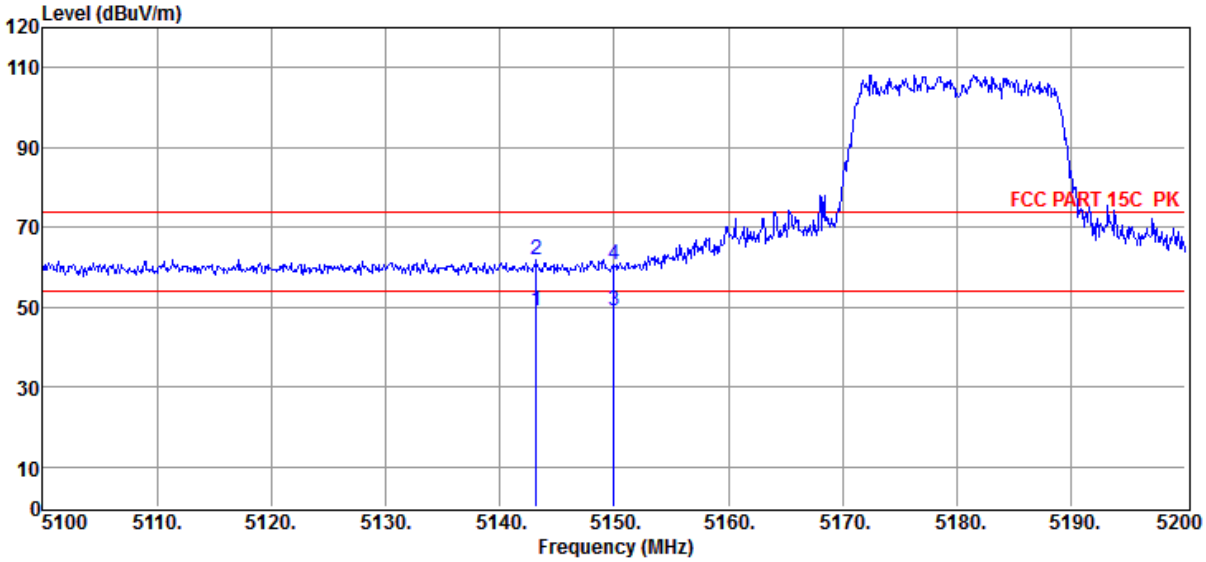

Item (Mark)	Freq. (MHz)	Read Level (dBµV)	Antenna Factor (dB/m)	Cable Loss dB	Result Level (dBµV/m)	Limit Line (dBµV/m)	Over Limit (dB)	Detector	Polarization
1	5143.20	10.30	33.89	4.69	48.88	54.00	-5.12	Average	HORIZONTAL
2	5143.20	23.29	33.89	4.69	61.87	74.00	-12.13	Peak	HORIZONTAL
3	5150.00	10.38	33.90	4.69	48.97	54.00	-5.03	Average	HORIZONTAL
4	5150.00	22.14	33.90	4.69	60.73	74.00	-13.27	Peak	HORIZONTAL

Note: 1. Result Level = Read Level + Antenna Factor + Cable loss.
2. If Peak Result complies with AV limit, AV Result is deemed to comply with AV limit.
3. Test setup: RBW: 1 MHz, VBW: 3 MHz, Sweep time: auto.
4. Margin = Result Level - Limit.

Radiated Emission Test Result

Test Site	: 10m Chamber		
Test Date	: 11-30-2024	**Tested By**	: Novak
EUT	: Formation performance multi-rotor UAV	**Model Number**	: Agile Bee 3
Power Supply	: BATTERY	**Test Mode**	: Tx mode
Memo	: 11ac20 MCS0 Ant1 5180MHz		

Data: 130

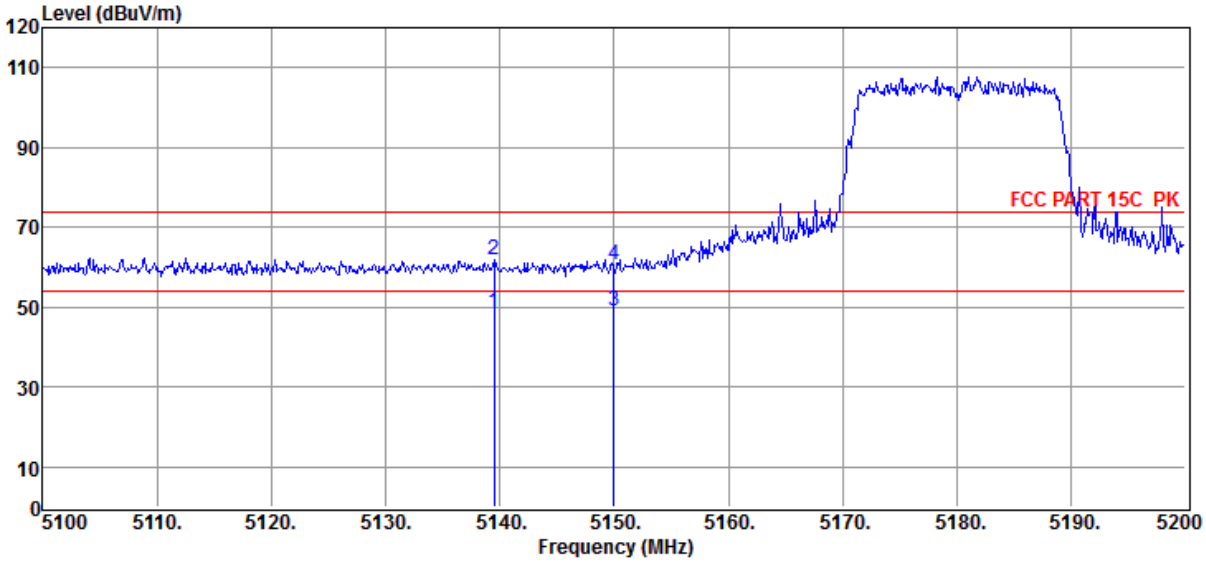

Item (Mark)	Freq. (MHz)	Read Level (dBµV)	Antenna Factor (dB/m)	Cable Loss dB	Result Level (dBµV/m)	Limit Line (dBµV/m)	Over Limit (dB)	Detector	Polarization
1	5139.50	10.29	33.88	4.68	48.85	54.00	-5.15	Average	VERTICAL
2	5139.50	23.44	33.88	4.68	62.00	74.00	-12.00	Peak	VERTICAL
3	5150.00	10.36	33.90	4.69	48.95	54.00	-5.05	Average	VERTICAL
4	5150.00	21.93	33.90	4.69	60.52	74.00	-13.48	Peak	VERTICAL

Note: 1. Result Level = Read Level + Antenna Factor + Cable loss.
2. If Peak Result complies with AV limit, AV Result is deemed to comply with AV limit.
3. Test setup: RBW: 1 MHz, VBW: 3 MHz, Sweep time: auto.
4. Margin = Result Level - Limit.

Radiated Emission Test Result

Test Site	: 10m Chamber		
Test Date	: 11-30-2024	**Tested By**	: Novak
EUT	: Formation performance multi-rotor UAV	**Model Number**	: Agile Bee 3
Power Supply	: BATTERY	**Test Mode**	: Tx mode
Memo	: 11ac20 MCS0 Ant2 5180MHz		

Data: 131

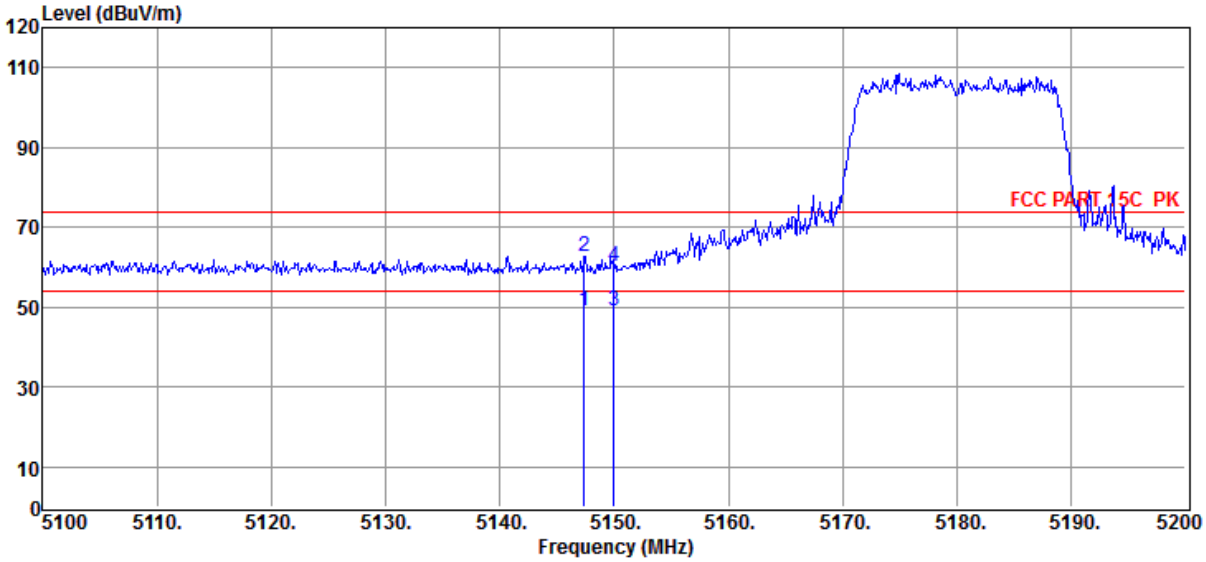

Item (Mark)	Freq. (MHz)	Read Level (dBµV)	Antenna Factor (dB/m)	Cable Loss dB	Result Level (dBµV/m)	Limit Line (dBµV/m)	Over Limit (dB)	Detector	Polarization
1	5147.40	10.35	33.89	4.69	48.93	54.00	-5.07	Average	HORIZONTAL
2	5147.40	24.02	33.89	4.69	62.60	74.00	-11.40	Peak	HORIZONTAL
3	5150.00	10.47	33.90	4.69	49.06	54.00	-4.94	Average	HORIZONTAL
4	5150.00	21.49	33.90	4.69	60.08	74.00	-13.92	Peak	HORIZONTAL

Note: 1. Result Level = Read Level + Antenna Factor + Cable loss.
2. If Peak Result complies with AV limit, AV Result is deemed to comply with AV limit.
3. Test setup: RBW: 1 MHz, VBW: 3 MHz, Sweep time: auto.
4. Margin = Result Level - Limit.

Radiated Emission Test Result

Test Site	: 10m Chamber		
Test Date	: 11-30-2024	**Tested By**	: Novak
EUT	: Formation performance multi-rotor UAV	**Model Number**	: Agile Bee 3
Power Supply	: BATTERY	**Test Mode**	: Tx mode
Memo	: 11ac20 MCS0 Ant2 5180MHz		

Data: 132

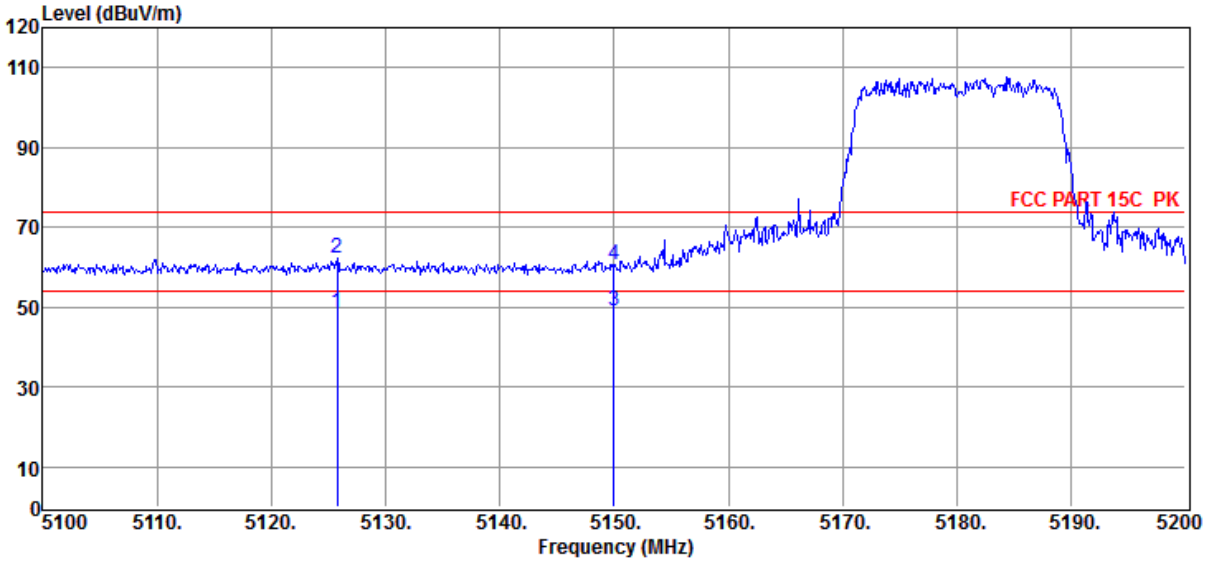

Item (Mark)	Freq. (MHz)	Read Level (dBµV)	Antenna Factor (dB/m)	Cable Loss dB	Result Level (dBµV/m)	Limit Line (dBµV/m)	Over Limit (dB)	Detector	Polarization
1	5125.80	10.31	33.85	4.67	48.83	54.00	-5.17	Average	VERTICAL
2	5125.80	23.66	33.85	4.67	62.18	74.00	-11.82	Peak	VERTICAL
3	5150.00	10.38	33.90	4.69	48.97	54.00	-5.03	Average	VERTICAL
4	5150.00	21.89	33.90	4.69	60.48	74.00	-13.52	Peak	VERTICAL

Note: 1. Result Level = Read Level + Antenna Factor + Cable loss.
2. If Peak Result complies with AV limit, AV Result is deemed to comply with AV limit.
3. Test setup: RBW: 1 MHz, VBW: 3 MHz, Sweep time: auto.
4. Margin = Result Level - Limit.

Radiated Emission Test Result

Test Site	: 10m Chamber		
Test Date	: 11-30-2024	**Tested By**	: Novak
EUT	: Formation performance multi-rotor UAV	**Model Number**	: Agile Bee 3
Power Supply	: BATTERY	**Test Mode**	: Tx mode
Memo	: 11ac20 MCS0 Ant1 5320MHz		

Data: 133

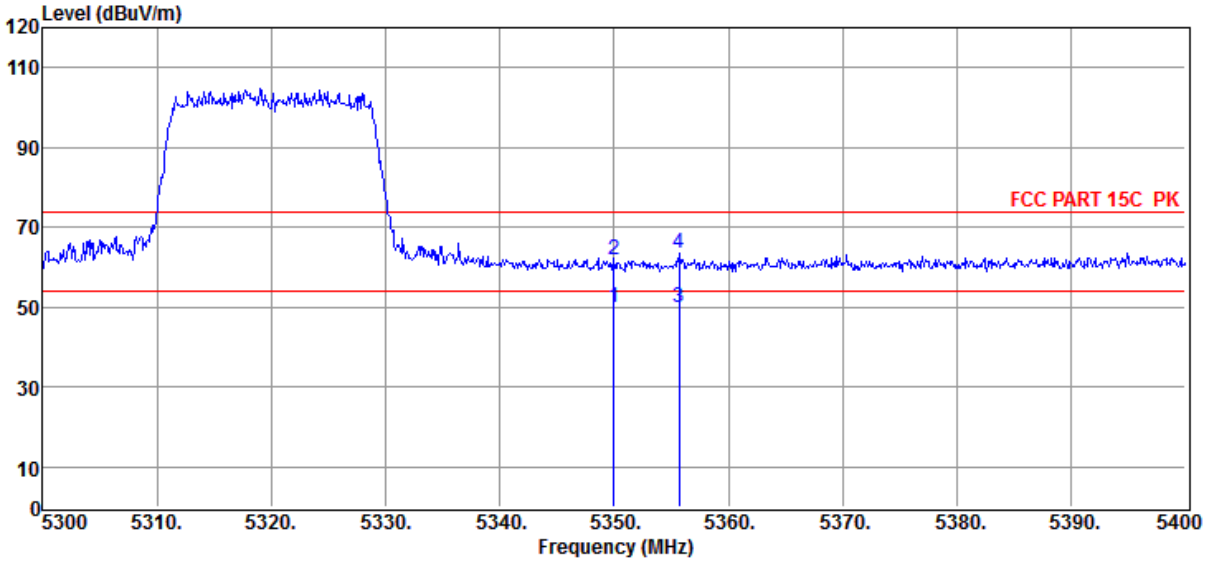

Item (Mark)	Freq. (MHz)	Read Level (dBµV)	Antenna Factor (dB/m)	Cable Loss dB	Result Level (dBµV/m)	Limit Line (dBµV/m)	Over Limit (dB)	Detector	Polarization
1	5350.00	10.24	34.30	5.16	49.70	54.00	-4.30	Average	HORIZONTAL
2	5350.00	22.24	34.30	5.16	61.70	74.00	-12.30	Peak	HORIZONTAL
3	5355.70	10.22	34.31	5.20	49.73	54.00	-4.27	Average	HORIZONTAL
4	5355.70	23.94	34.31	5.20	63.45	74.00	-10.55	Peak	HORIZONTAL

Note: 1. Result Level = Read Level + Antenna Factor + Cable loss.
2. If Peak Result complies with AV limit, AV Result is deemed to comply with AV limit.
3. Test setup: RBW: 1 MHz, VBW: 3 MHz, Sweep time: auto.
4. Margin = Result Level - Limit.

Radiated Emission Test Result

Test Site : 10m Chamber

Test Date : 11-30-2024 **Tested By** : Novak

EUT : Formation performance multi-rotor UAV **Model Number** : Agile Bee 3

Power Supply : BATTERY **Test Mode** : Tx mode

Memo : 11ac20 MCS0 Ant1 5320MHz

Data: 134

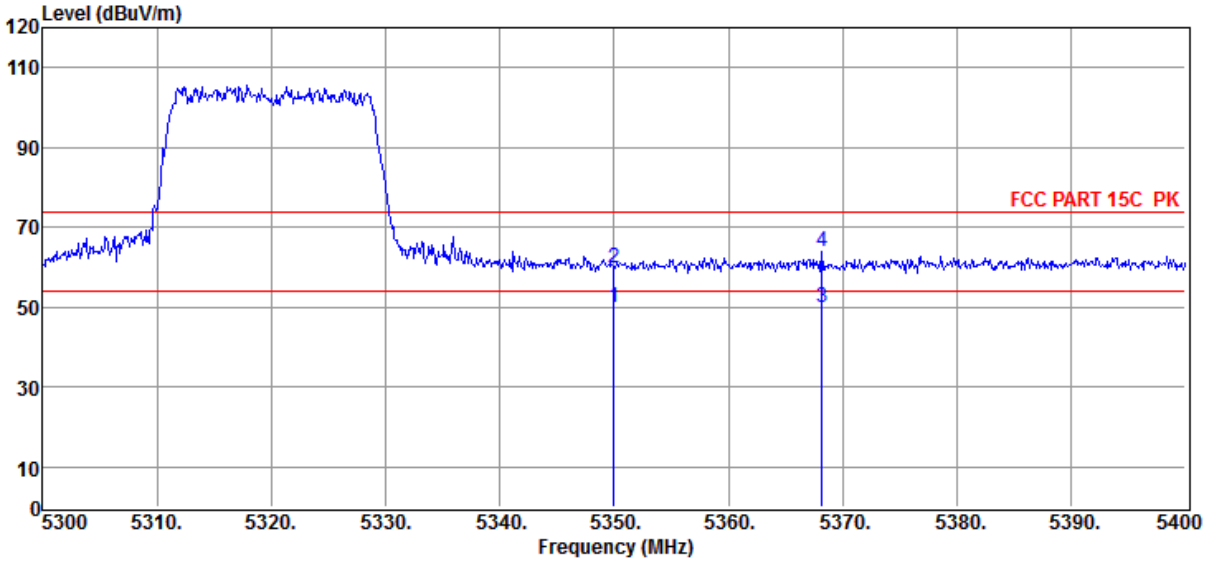

Item (Mark)	Freq. (MHz)	Read Level (dBµV)	Antenna Factor (dB/m)	Cable Loss dB	Result Level (dBµV/m)	Limit Line (dBµV/m)	Over Limit (dB)	Detector	Polarization
1	5350.00	10.36	34.30	5.16	49.82	54.00	-4.18	Average	VERTICAL
2	5350.00	20.51	34.30	5.16	59.97	74.00	-14.03	Peak	VERTICAL
3	5368.20	10.36	34.34	5.28	49.98	54.00	-4.02	Average	VERTICAL
4	5368.20	24.38	34.34	5.28	64.00	74.00	-10.00	Peak	VERTICAL

Note: 1. Result Level = Read Level + Antenna Factor + Cable loss.
2. If Peak Result complies with AV limit, AV Result is deemed to comply with AV limit.
3. Test setup: RBW: 1 MHz, VBW: 3 MHz, Sweep time: auto.
4. Margin = Result Level - Limit.

Radiated Emission Test Result

Test Site : 10m Chamber

Test Date : 11-30-2024 **Tested By** : Novak

EUT : Formation performance multi-rotor UAV **Model Number** : Agile Bee 3

Power Supply : BATTERY **Test Mode** : Tx mode

Memo : 11ac20 MCS0 Ant2 5320MHz

Data: 135

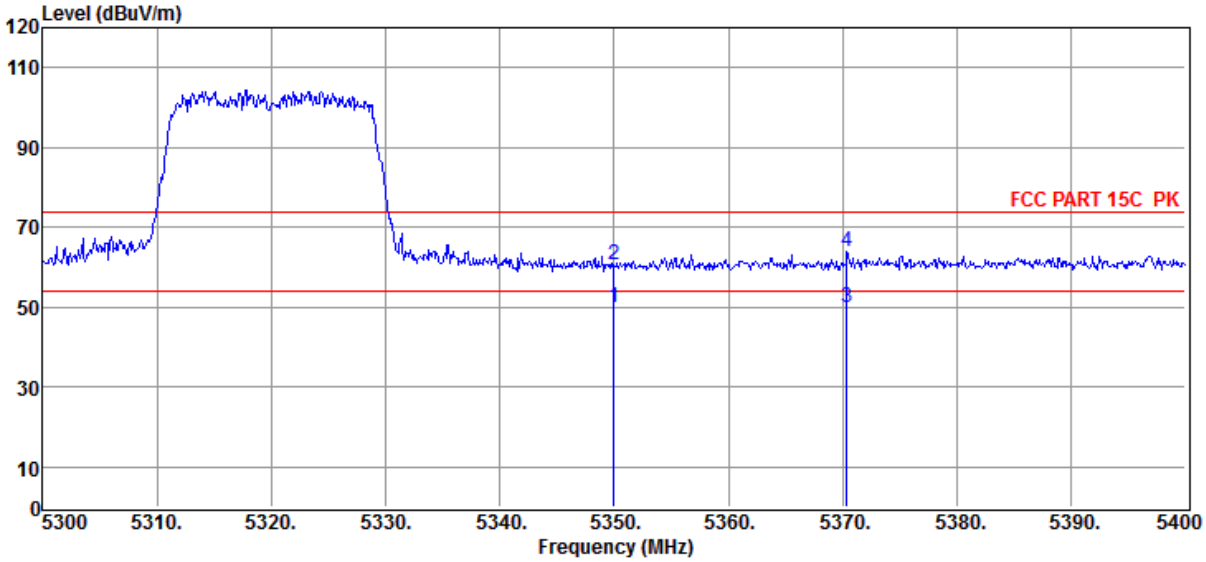

Item (Mark)	Freq. (MHz)	Read Level (dBµV)	Antenna Factor (dB/m)	Cable Loss dB	Result Level (dBµV/m)	Limit Line (dBµV/m)	Over Limit (dB)	Detector	Polarization
1	5350.00	10.46	34.30	5.16	49.92	54.00	-4.08	Average	HORIZONTAL
2	5350.00	21.29	34.30	5.16	60.75	74.00	-13.25	Peak	HORIZONTAL
3	5370.40	10.08	34.34	5.30	49.72	54.00	-4.28	Average	HORIZONTAL
4	5370.40	24.20	34.34	5.30	63.84	74.00	-10.16	Peak	HORIZONTAL

Note: 1. Result Level = Read Level + Antenna Factor + Cable loss.
2. If Peak Result complies with AV limit, AV Result is deemed to comply with AV limit.
3. Test setup: RBW: 1 MHz, VBW: 3 MHz, Sweep time: auto.
4. Margin = Result Level - Limit.

Radiated Emission Test Result

Test Site	: 10m Chamber		
Test Date	: 11-30-2024	**Tested By**	: Novak
EUT	: Formation performance multi-rotor UAV	**Model Number**	: Agile Bee 3
Power Supply	: BATTERY	**Test Mode**	: Tx mode
Memo	: 11ac20 MCS0 Ant2 5320MHz		

Data: 136

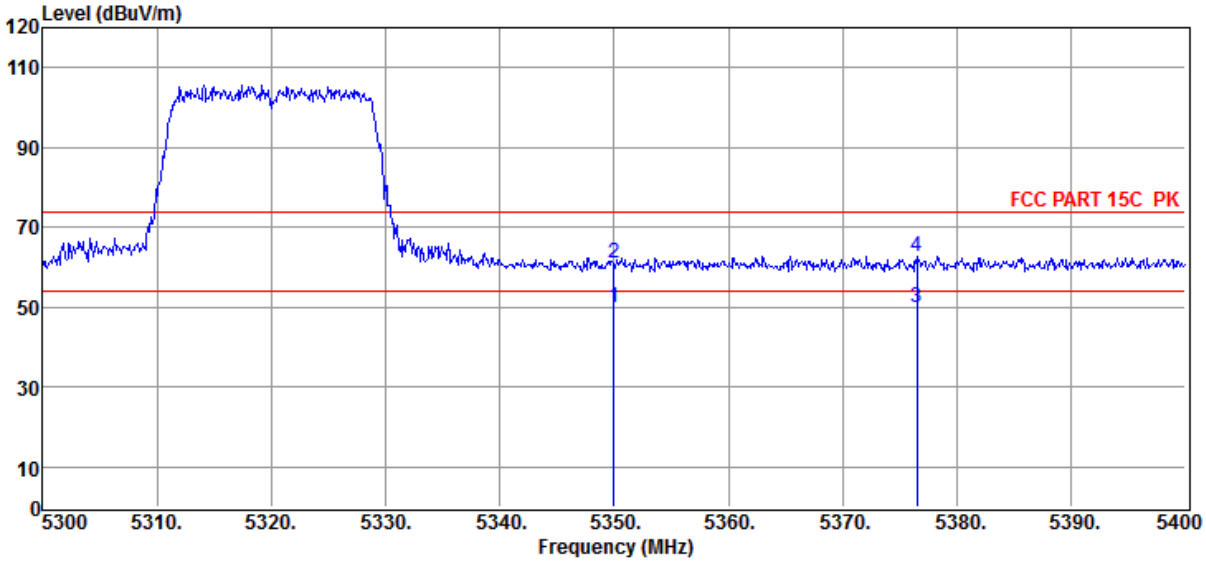

Item (Mark)	Freq. (MHz)	Read Level (dBµV)	Antenna Factor (dB/m)	Cable Loss dB	Result Level (dBµV/m)	Limit Line (dBµV/m)	Over Limit (dB)	Detector	Polarization
1	5350.00	10.40	34.30	5.16	49.86	54.00	-4.14	Average	VERTICAL
2	5350.00	21.53	34.30	5.16	60.99	74.00	-13.01	Peak	VERTICAL
3	5376.50	10.29	34.35	5.34	49.98	54.00	-4.02	Average	VERTICAL
4	5376.50	23.19	34.35	5.34	62.88	74.00	-11.12	Peak	VERTICAL

Note: 1. Result Level = Read Level + Antenna Factor + Cable loss.
2. If Peak Result complies with AV limit, AV Result is deemed to comply with AV limit.
3. Test setup: RBW: 1 MHz, VBW: 3 MHz, Sweep time: auto.
4. Margin = Result Level - Limit.

Radiated Emission Test Result

Test Site	: 10m Chamber		
Test Date	: 11-30-2024	**Tested By**	: Novak
EUT	: Formation performance multi-rotor UAV	**Model Number**	: Agile Bee 3
Power Supply	: BATTERY	**Test Mode**	: Tx mode
Memo	: 11ac20 MCS0 Ant1 5500MHz		

Data: 137

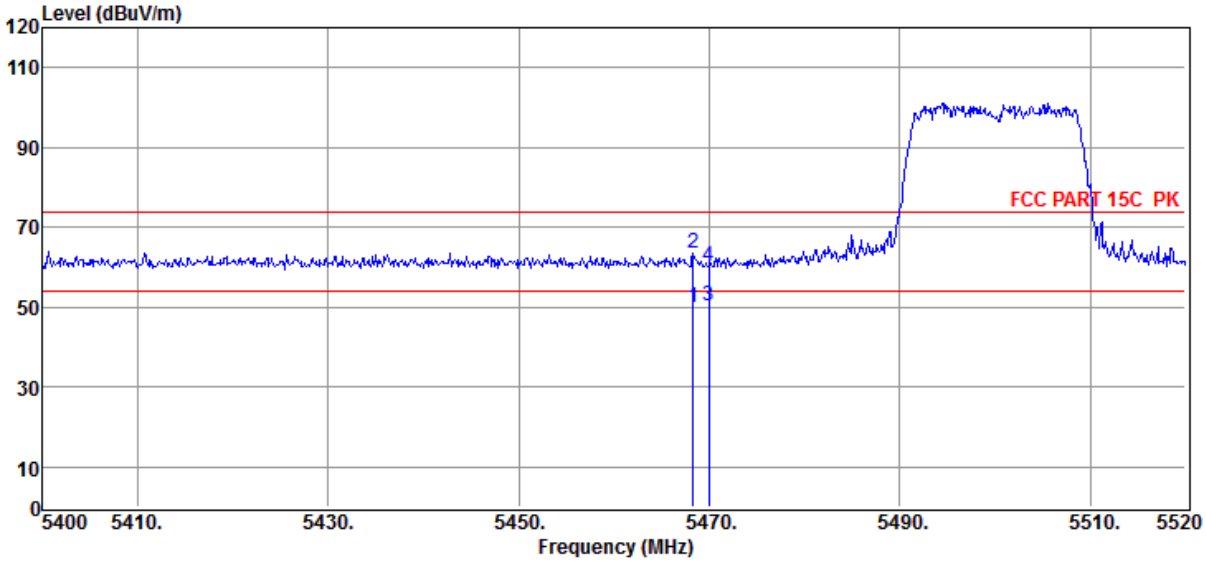

Item (Mark)	Freq. (MHz)	Read Level (dBµV)	Antenna Factor (dB/m)	Cable Loss dB	Result Level (dBµV/m)	Limit Line (dBµV/m)	Over Limit (dB)	Detector	Polarization
1	5468.28	10.06	34.54	5.34	49.94	54.00	-4.06	Average	HORIZONTAL
2	5468.28	23.73	34.54	5.34	63.61	74.00	-10.39	Peak	HORIZONTAL
3	5470.00	10.24	34.54	5.34	50.12	54.00	-3.88	Average	HORIZONTAL
4	5470.00	20.51	34.54	5.34	60.39	74.00	-13.61	Peak	HORIZONTAL

Note: 1. Result Level = Read Level + Antenna Factor + Cable loss.
2. If Peak Result complies with AV limit, AV Result is deemed to comply with AV limit.
3. Test setup: RBW: 1 MHz, VBW: 3 MHz, Sweep time: auto.
4. Margin = Result Level - Limit.

Radiated Emission Test Result

Test Site : 10m Chamber

Test Date : 11-30-2024 **Tested By** : Novak

EUT : Formation performance multi-rotor UAV **Model Number** : Agile Bee 3

Power Supply : BATTERY **Test Mode** : Tx mode

Memo : 11ac20 MCS0 Ant1 5500MHz

Data: 138

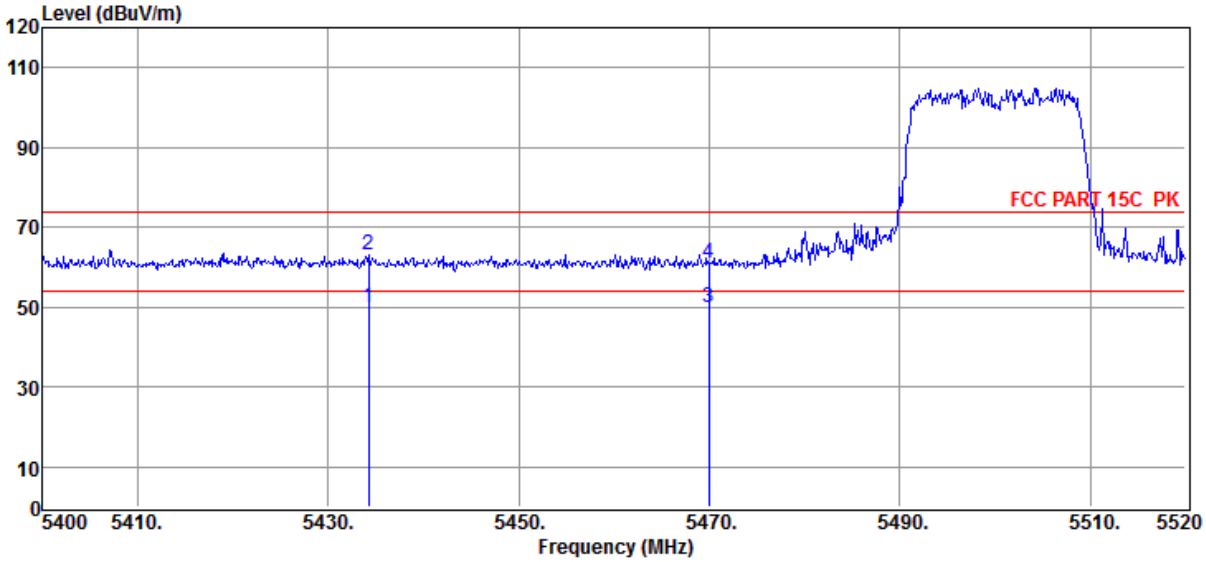

Item (Mark)	Freq. (MHz)	Read Level (dBµV)	Antenna Factor (dB/m)	Cable Loss dB	Result Level (dBµV/m)	Limit Line (dBµV/m)	Over Limit (dB)	Detector	Polarization
1	5434.20	10.21	34.47	5.42	50.10	54.00	-3.90	Average	VERTICAL
2	5434.20	23.22	34.47	5.42	63.11	74.00	-10.89	Peak	VERTICAL
3	5470.00	10.16	34.54	5.34	50.04	54.00	-3.96	Average	VERTICAL
4	5470.00	21.29	34.54	5.34	61.17	74.00	-12.83	Peak	VERTICAL

Note: 1. Result Level = Read Level + Antenna Factor + Cable loss.
2. If Peak Result complies with AV limit, AV Result is deemed to comply with AV limit.
3. Test setup: RBW: 1 MHz, VBW: 3 MHz, Sweep time: auto.
4. Margin = Result Level - Limit.

Radiated Emission Test Result

Test Site	: 10m Chamber		
Test Date	: 11-30-2024	**Tested By**	: Novak
EUT	: Formation performance multi-rotor UAV	**Model Number**	: Agile Bee 3
Power Supply	: BATTERY	**Test Mode**	: Tx mode
Memo	: 11ac20 MCS0 Ant2 5500MHz		

Data: 139

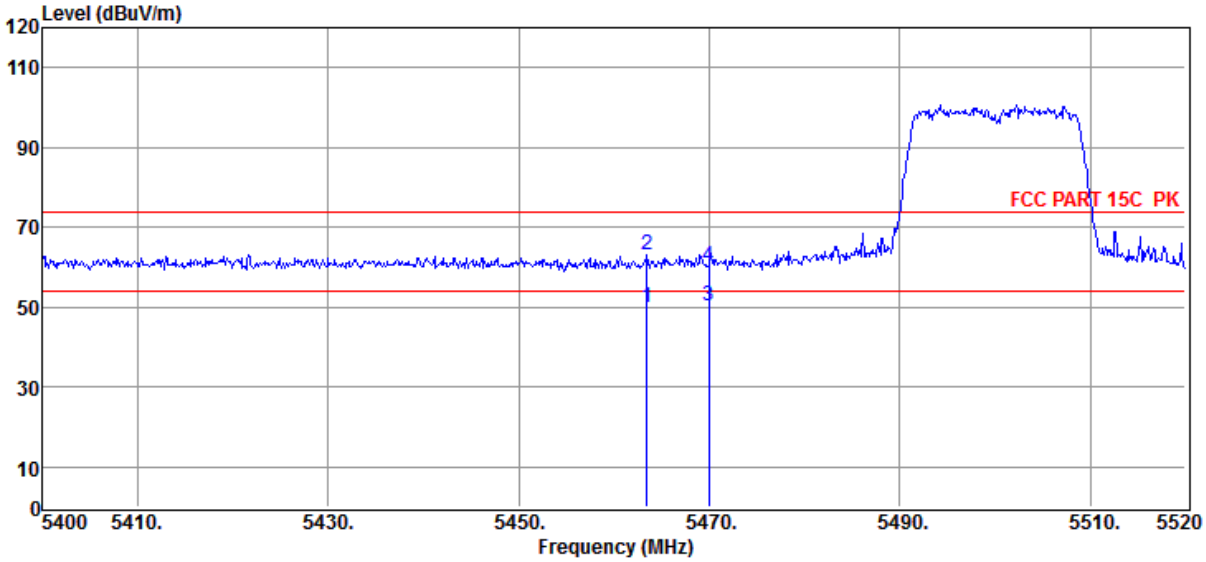

Item (Mark)	Freq. (MHz)	Read Level (dBµV)	Antenna Factor (dB/m)	Cable Loss dB	Result Level (dBµV/m)	Limit Line (dBµV/m)	Over Limit (dB)	Detector	Polarization
1	5463.48	10.18	34.53	5.35	50.06	54.00	-3.94	Average	HORIZONTAL
2	5463.48	23.28	34.53	5.35	63.16	74.00	-10.84	Peak	HORIZONTAL
3	5470.00	10.23	34.54	5.34	50.11	54.00	-3.89	Average	HORIZONTAL
4	5470.00	20.44	34.54	5.34	60.32	74.00	-13.68	Peak	HORIZONTAL

Note: 1. Result Level = Read Level + Antenna Factor + Cable loss.
2. If Peak Result complies with AV limit, AV Result is deemed to comply with AV limit.
3. Test setup: RBW: 1 MHz, VBW: 3 MHz, Sweep time: auto.
4. Margin = Result Level - Limit.

Radiated Emission Test Result

Test Site : 10m Chamber

Test Date : 11-30-2024 **Tested By** : Novak

EUT : Formation performance multi-rotor UAV **Model Number** : Agile Bee 3

Power Supply : BATTERY **Test Mode** : Tx mode

Memo : 11ac20 MCS0 Ant2 5500MHz

Data: 140

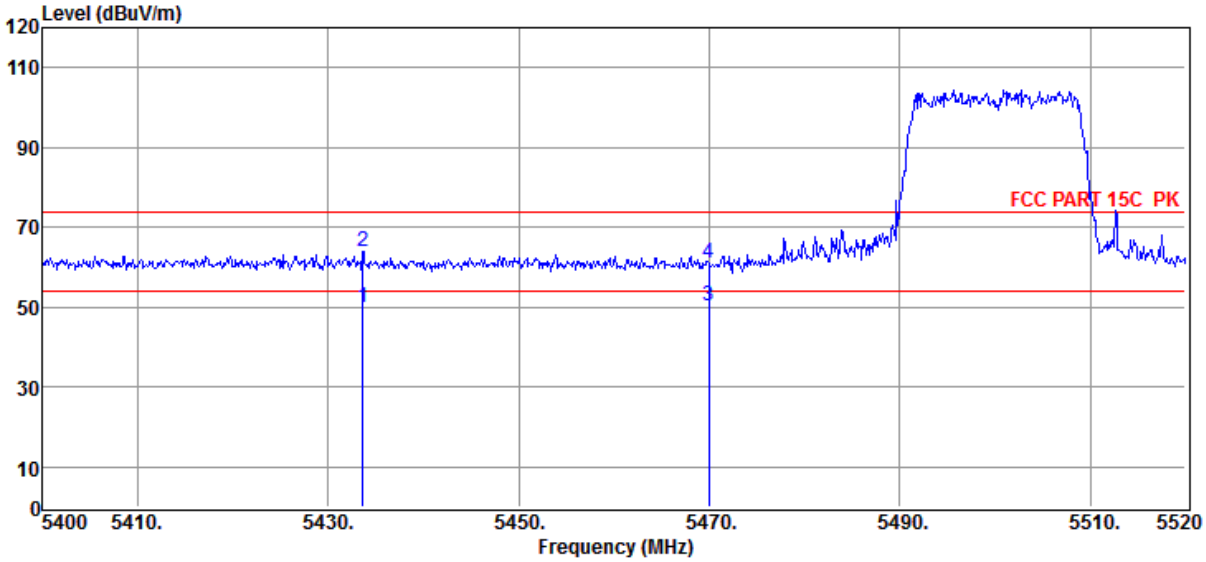

Item (Mark)	Freq. (MHz)	Read Level (dBµV)	Antenna Factor (dB/m)	Cable Loss dB	Result Level (dBµV/m)	Limit Line (dBµV/m)	Over Limit (dB)	Detector	Polarization
1	5433.60	10.19	34.47	5.43	50.09	54.00	-3.91	Average	VERTICAL
2	5433.60	24.15	34.47	5.43	64.05	74.00	-9.95	Peak	VERTICAL
3	5470.00	10.28	34.54	5.34	50.16	54.00	-3.84	Average	VERTICAL
4	5470.00	21.25	34.54	5.34	61.13	74.00	-12.87	Peak	VERTICAL

Note: 1. Result Level = Read Level + Antenna Factor + Cable loss.
2. If Peak Result complies with AV limit, AV Result is deemed to comply with AV limit.
3. Test setup: RBW: 1 MHz, VBW: 3 MHz, Sweep time: auto.
4. Margin = Result Level - Limit.

Radiated Emission Test Result

Test Site	: 10m Chamber		
Test Date	: 11-30-2024	**Tested By**	: Novak
EUT	: Formation performance multi-rotor UAV	**Model Number**	: Agile Bee 3
Power Supply	: BATTERY	**Test Mode**	: Tx mode
Memo	: 11ac20 MCS0 Ant1 5700MHz		

Data: 141

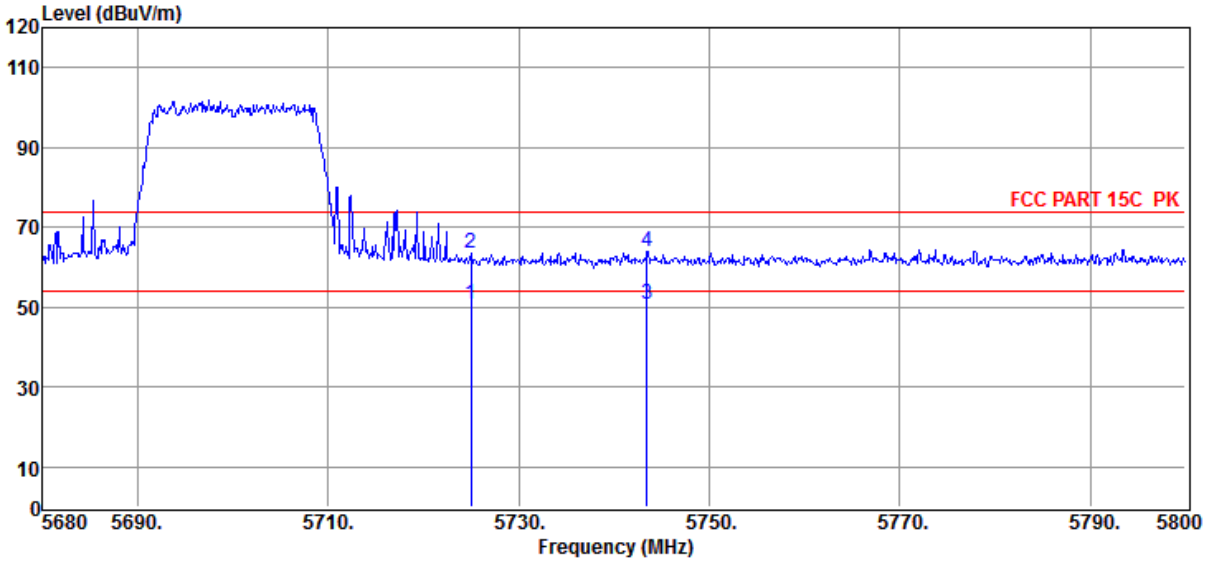

Item (Mark)	Freq. (MHz)	Read Level (dBµV)	Antenna Factor (dB/m)	Cable Loss dB	Result Level (dBµV/m)	Limit Line (dBµV/m)	Over Limit (dB)	Detector	Polarization
1	5725.00	10.22	35.27	5.08	50.57	54.00	-3.43	Average	HORIZONTAL
2	5725.00	23.11	35.27	5.08	63.46	74.00	-10.54	Peak	HORIZONTAL
3	5743.48	10.19	35.33	5.05	50.57	54.00	-3.43	Average	HORIZONTAL
4	5743.48	23.72	35.33	5.05	64.10	74.00	-9.90	Peak	HORIZONTAL

Note: 1. Result Level = Read Level + Antenna Factor + Cable loss.
2. If Peak Result complies with AV limit, AV Result is deemed to comply with AV limit.
3. Test setup: RBW: 1 MHz, VBW: 3 MHz, Sweep time: auto.
4. Margin = Result Level - Limit.

Radiated Emission Test Result

Test Site	: 10m Chamber		
Test Date	: 11-30-2024	**Tested By**	: Novak
EUT	: Formation performance multi-rotor UAV	**Model Number**	: Agile Bee 3
Power Supply	: BATTERY	**Test Mode**	: Tx mode
Memo	: 11ac20 MCS0 Ant1 5700MHz		

Data: 142

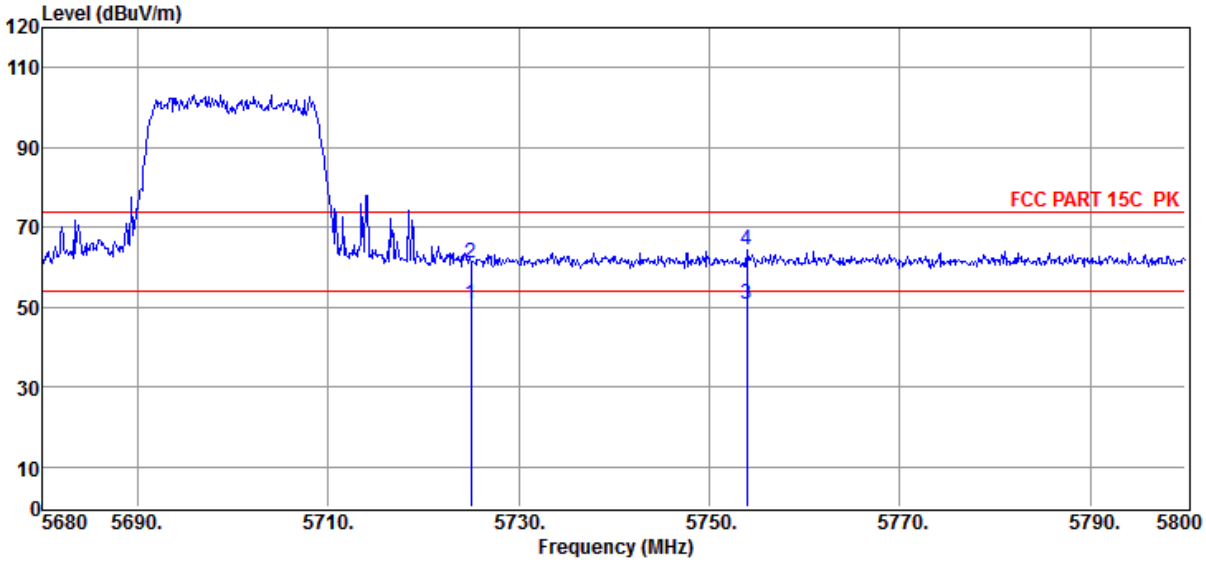

Item (Mark)	Freq. (MHz)	Read Level (dBµV)	Antenna Factor (dB/m)	Cable Loss dB	Result Level (dBµV/m)	Limit Line (dBµV/m)	Over Limit (dB)	Detector	Polarization
1	5725.00	10.17	35.27	5.08	50.52	54.00	-3.48	Average	VERTICAL
2	5725.00	20.62	35.27	5.08	60.97	74.00	-13.03	Peak	VERTICAL
3	5753.92	10.14	35.36	5.03	50.53	54.00	-3.47	Average	VERTICAL
4	5753.92	23.78	35.36	5.03	64.17	74.00	-9.83	Peak	VERTICAL

Note: 1. Result Level = Read Level + Antenna Factor + Cable loss.
2. If Peak Result complies with AV limit, AV Result is deemed to comply with AV limit.
3. Test setup: RBW: 1 MHz, VBW: 3 MHz, Sweep time: auto.
4. Margin = Result Level - Limit.

Radiated Emission Test Result

Test Site	: 10m Chamber		
Test Date	: 11-30-2024	**Tested By**	: Novak
EUT	: Formation performance multi-rotor UAV	**Model Number**	: Agile Bee 3
Power Supply	: BATTERY	**Test Mode**	: Tx mode
Memo	: 11ac20 MCS0 Ant2 5700MHz		

Data: 143

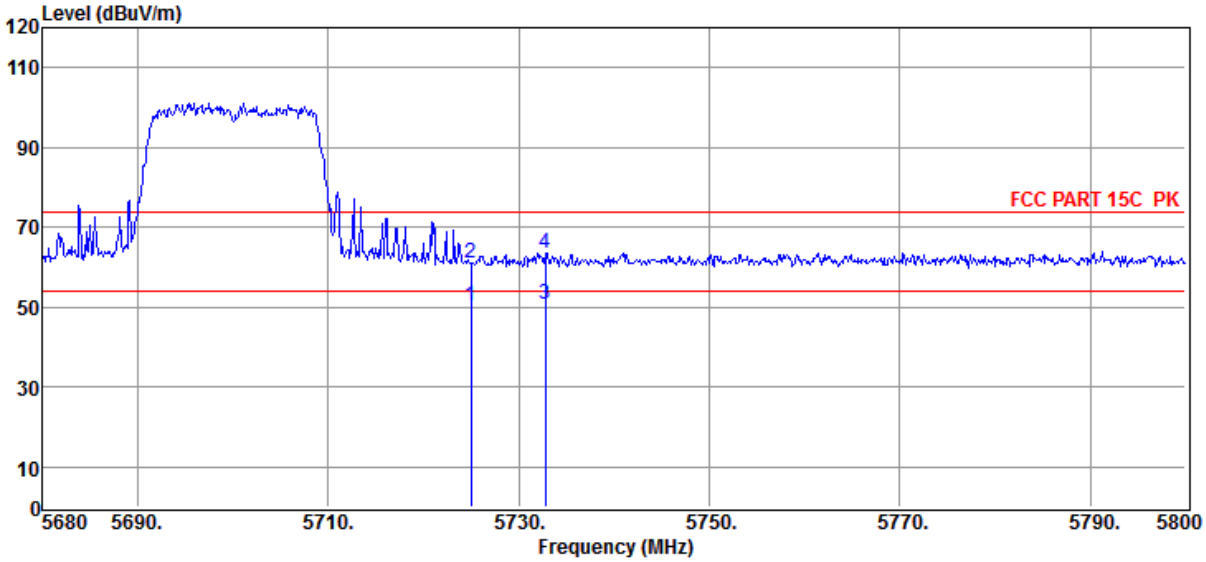

Item (Mark)	Freq. (MHz)	Read Level (dBµV)	Antenna Factor (dB/m)	Cable Loss dB	Result Level (dBµV/m)	Limit Line (dBµV/m)	Over Limit (dB)	Detector	Polarization
1	5725.00	10.13	35.27	5.08	50.48	54.00	-3.52	Average	HORIZONTAL
2	5725.00	20.49	35.27	5.08	60.84	74.00	-13.16	Peak	HORIZONTAL
3	5732.80	10.23	35.30	5.07	50.60	54.00	-3.40	Average	HORIZONTAL
4	5732.80	23.23	35.30	5.07	63.60	74.00	-10.40	Peak	HORIZONTAL

Note: 1. Result Level = Read Level + Antenna Factor + Cable loss.
2. If Peak Result complies with AV limit, AV Result is deemed to comply with AV limit.
3. Test setup: RBW: 1 MHz, VBW: 3 MHz, Sweep time: auto.
4. Margin = Result Level - Limit.

Radiated Emission Test Result

Test Site	: 10m Chamber		
Test Date	: 11-30-2024	**Tested By**	: Novak
EUT	: Formation performance multi-rotor UAV	**Model Number**	: Agile Bee 3
Power Supply	: BATTERY	**Test Mode**	: Tx mode
Memo	: 11ac20 MCS0 Ant2 5700MHz		

Data: 144

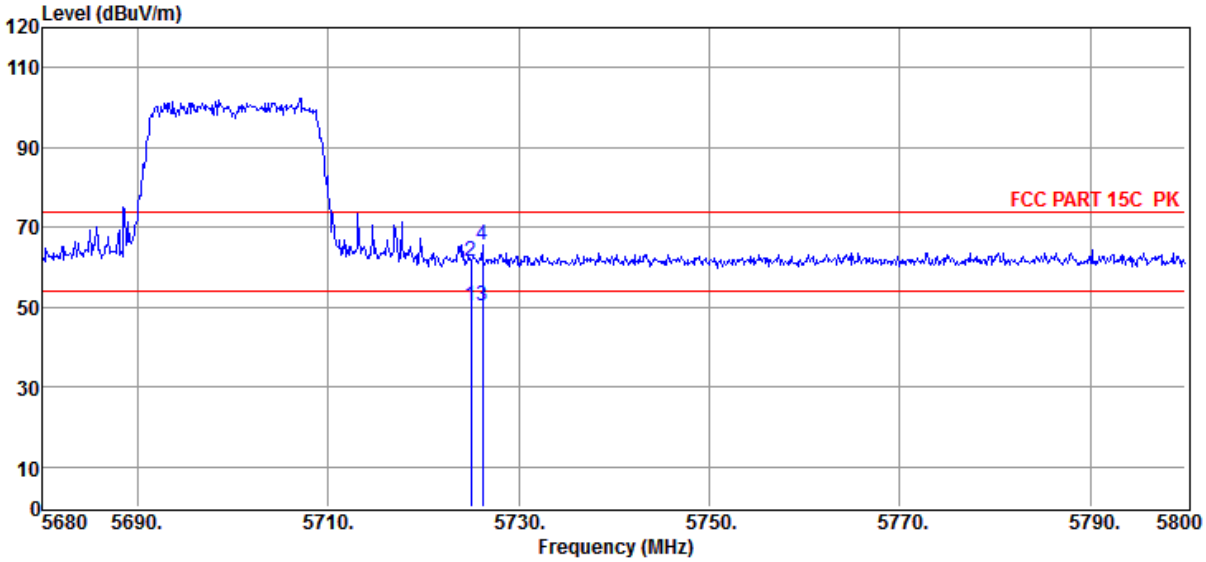

Item (Mark)	Freq. (MHz)	Read Level (dBµV)	Antenna Factor (dB/m)	Cable Loss dB	Result Level (dBµV/m)	Limit Line (dBµV/m)	Over Limit (dB)	Detector	Polarization
1	5725.00	10.14	35.27	5.08	50.49	54.00	-3.51	Average	VERTICAL
2	5725.00	21.28	35.27	5.08	61.63	74.00	-12.37	Peak	VERTICAL
3	5726.20	10.11	35.28	5.08	50.47	54.00	-3.53	Average	VERTICAL
4	5726.20	25.34	35.28	5.08	65.70	74.00	-8.30	Peak	VERTICAL

Note: 1. Result Level = Read Level + Antenna Factor + Cable loss.
2. If Peak Result complies with AV limit, AV Result is deemed to comply with AV limit.
3. Test setup: RBW: 1 MHz, VBW: 3 MHz, Sweep time: auto.
4. Margin = Result Level - Limit.

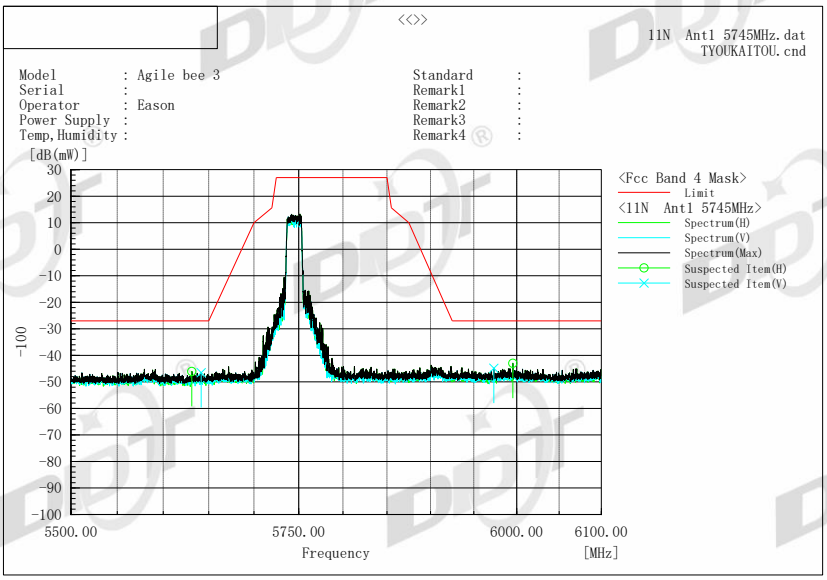

Frequency [MHz]	Pol	Reading [dB(mW)]	Loss [dB]	Level [dB(mW)]	Limit [dB(mW)]	Margin [dB]	Azimuth [°]
5641.668	V	-65.3	18.8	-46.5	-27	19.5	228.5
5973.202	V	-64.6	19.8	-44.8	-27	17.8	349
5631.34	H	-64.8	18.7	-46.1	-27	19.1	121.5
5995.471	H	-63	20	-43	-27	16	144.9

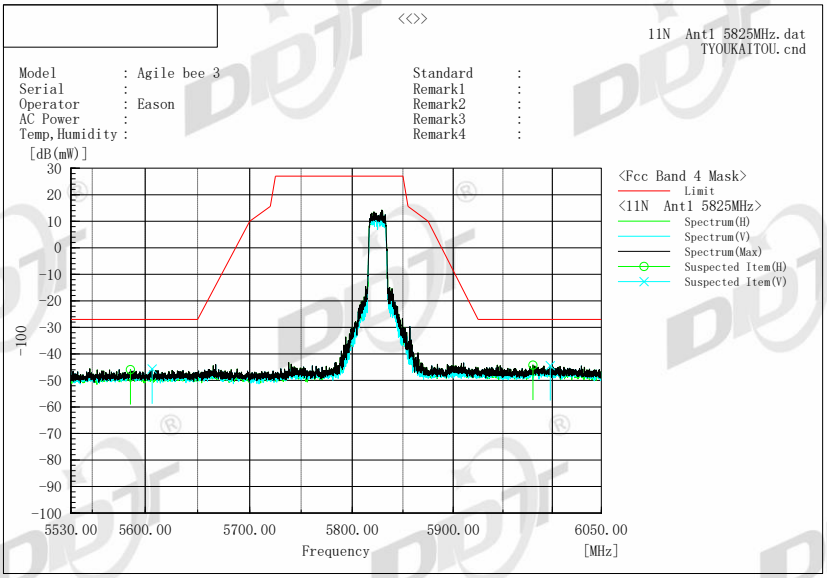

Frequency [MHz]	Pol	Reading [dB(mW)]	Loss [dB]	Level [dB(mW)]	Limit [dB(mW)]	Margin [dB]	Azimuth [°]
5586.057	H	-64.8	18.8	-46	-27	19	272.1
5980.231	H	-64	19.8	-44.2	-27	17.2	151.8
5606.626	V	-64.8	19.1	-45.7	-27	18.7	176.9
5997.88	V	-64.6	20.2	-44.4	-27	17.4	319.8

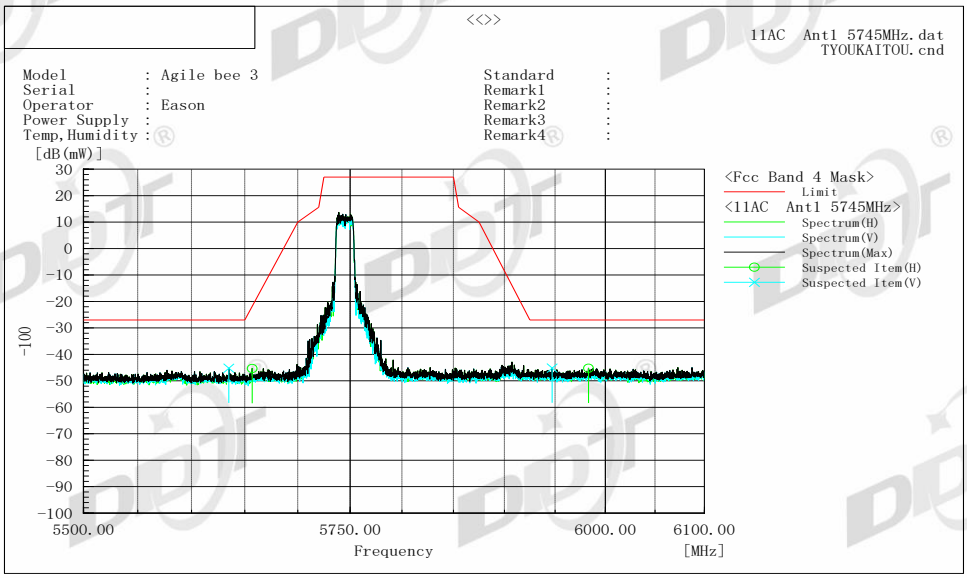

Frequency [MHz]	Pol	Reading [dB(mW)]	Loss [dB]	Level [dB(mW)]	Limit [dB(mW)]	Margin [dB]	Azimuth [°]
5634.929	V	-64.1	18.9	-45.2	-27	18.2	359.1
5946.978	V	-64.6	19.4	-45.2	-27	18.2	353
5656.978	H	-63.9	18.6	-45.3	-21.8	23.5	134.6
5983.164	H	-65.1	19.8	-45.3	-27	18.3	277.6

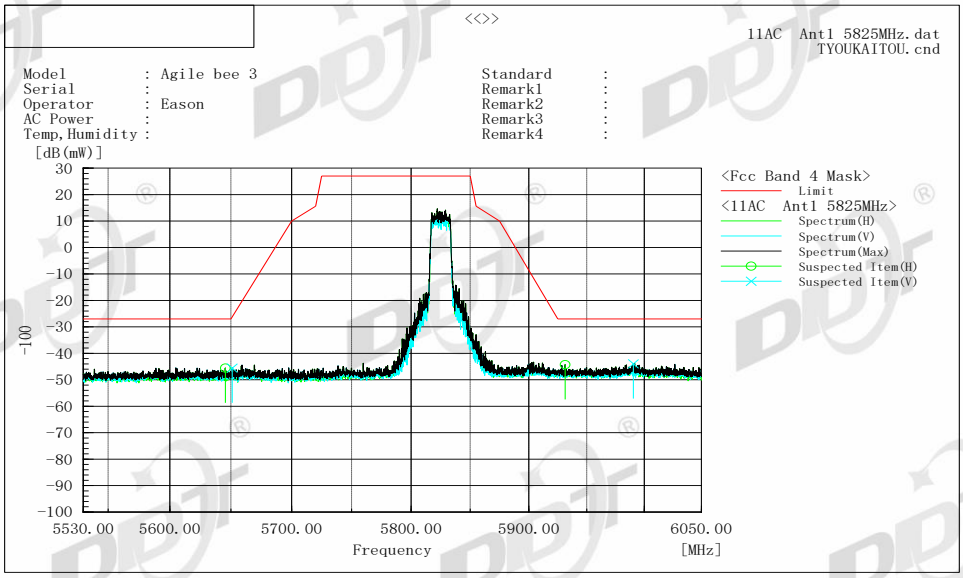

Frequency [MHz]	Pol	Reading [dB(mW)]	Loss [dB]	Level [dB(mW)]	Limit [dB(mW)]	Margin [dB]	Azimuth [°]
5645.415	H	-64.3	18.7	-45.6	-27	18.6	119.2
5931.285	H	-63.6	19.3	-44.3	-27	17.3	133
5651.065	V	-64.3	18.7	-45.6	-26.2	19.4	129
5990.452	V	-64.1	20.1	-44	-27	17	253.4

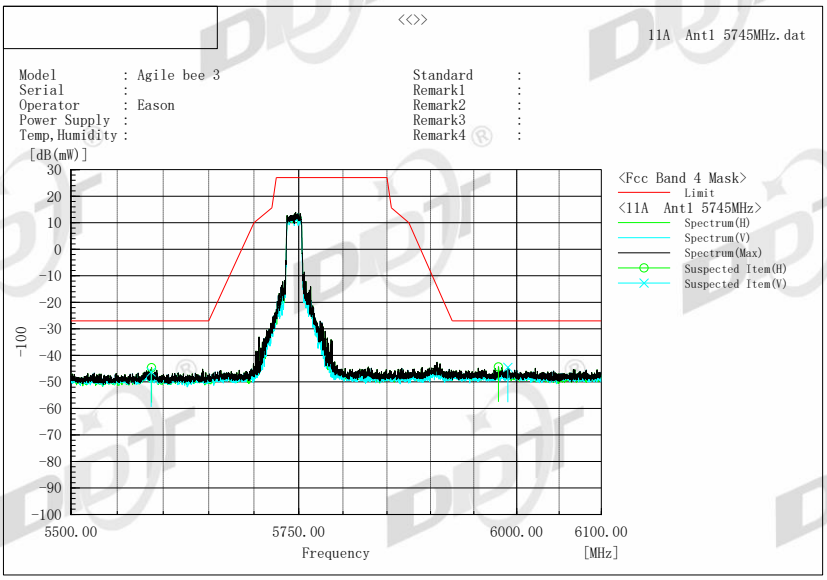

Frequency [MHz]	Pol	Reading [dB(mW)]	Loss [dB]	Level [dB(mW)]	Limit [dB(mW)]	Margin [dB]	Azimuth [°]
5586.803	V	-65.1	18.9	-46.2	-27	19.2	188.2
5989.61	V	-64.6	20.1	-44.5	-27	17.5	354.5
5587.169	H	-63.5	18.8	-44.7	-27	17.7	165.8
5978.696	H	-64.1	19.7	-44.4	-27	17.4	123

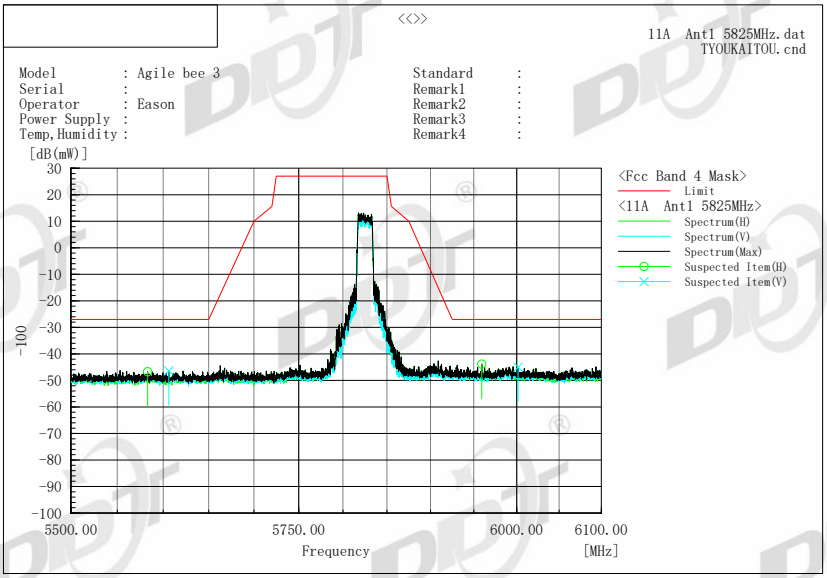

Frequency [MHz]	Pol	Reading [dB(mW)]	Loss [dB]	Level [dB(mW)]	Limit [dB(mW)]	Margin [dB]	Azimuth [°]
5582.921	H	-65.4	18.7	-46.7	-27	19.7	38.9
5959.211	H	-63.3	19.4	-43.9	-27	16.9	142.2
5606.068	V	-65.5	19.1	-46.4	-27	19.4	55.4
6001.697	V	-65.2	20.2	-45	-27	18	215.1

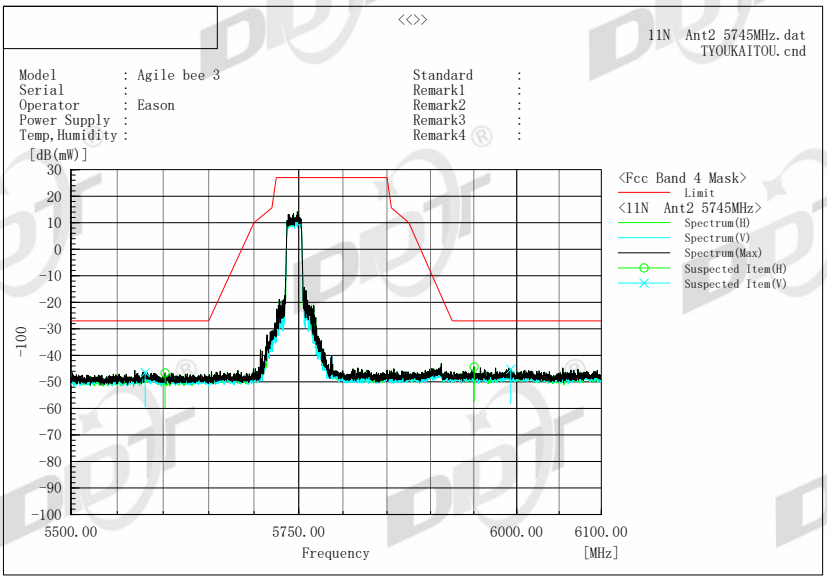

Frequency [MHz]	Pol	Reading [dB(mW)]	Loss [dB]	Level [dB(mW)]	Limit [dB(mW)]	Margin [dB]	Azimuth [°]
5580.357	V	-65.3	18.8	-46.5	-27	19.5	352.2
5993.053	V	-65.3	20.1	-45.2	-27	18.2	311.1
5602.039	H	-65.5	18.8	-46.7	-27	19.7	180
5950.421	H	-63.8	19.4	-44.4	-27	17.4	42.9

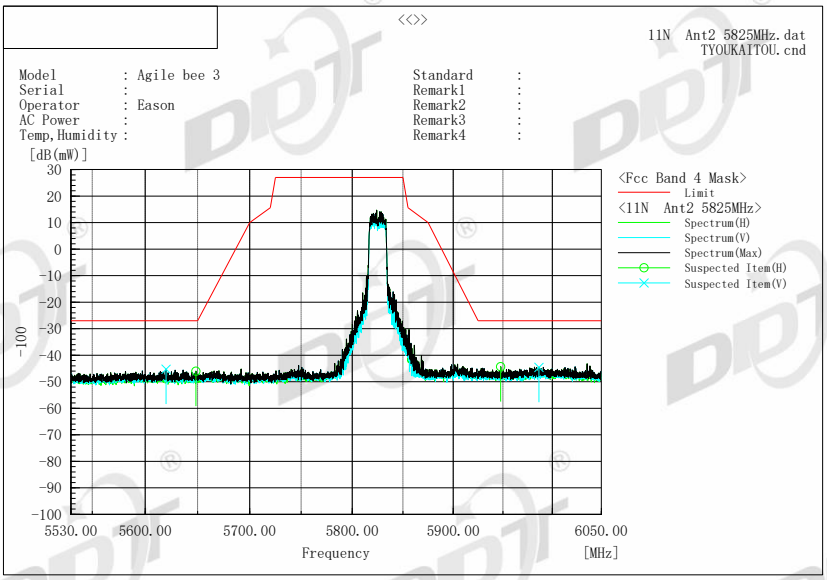

Frequency [MHz]	Pol	Reading [dB(mW)]	Loss [dB]	Level [dB(mW)]	Limit [dB(mW)]	Margin [dB]	Azimuth [°]
5648.398	H	-64.6	18.6	-46	-27	19	234.5
5947.664	H	-63.7	19.4	-44.3	-27	17.3	40
5619.894	V	-64.3	19	-45.3	-27	18.3	91.3
5986.389	V	-64.6	20	-44.6	-27	17.6	262.4