Case No. : GTS20240620005-3-03	
Ambient Condition: 23 ℃, 54 %RH, **According Standard:** ■Part15C	
Test Date: 2024.10.30	**Test Engineer:** Evan ouyang

Appendix C.1: DTS Bandwidth

Test Result

TestMode	Antenna	Frequency[MHz]	DTS BW [MHz]	FL[MHz]	FH[MHz]	Limit[MHz]	Verdict
11B	Ant1	2412	10.120	2406.920	2417.040	0.5	PASS
		2437	10.120	2431.920	2442.040	0.5	PASS
		2462	10.120	2456.920	2467.040	0.5	PASS
11G	Ant1	2412	16.560	2403.720	2420.280	0.5	PASS
		2437	16.520	2428.720	2445.240	0.5	PASS
		2462	16.560	2453.680	2470.240	0.5	PASS
11N20SISO	Ant1	2412	17.760	2403.120	2420.880	0.5	PASS
		2437	17.800	2428.080	2445.880	0.5	PASS
		2462	17.760	2453.080	2470.840	0.5	PASS
11N40SISO	Ant1	2422	36.480	2403.760	2440.240	0.5	PASS
		2437	36.480	2418.760	2455.240	0.5	PASS
		2452	36.560	2433.680	2470.240	0.5	PASS

Test Graphs

11B_Ant1_2412

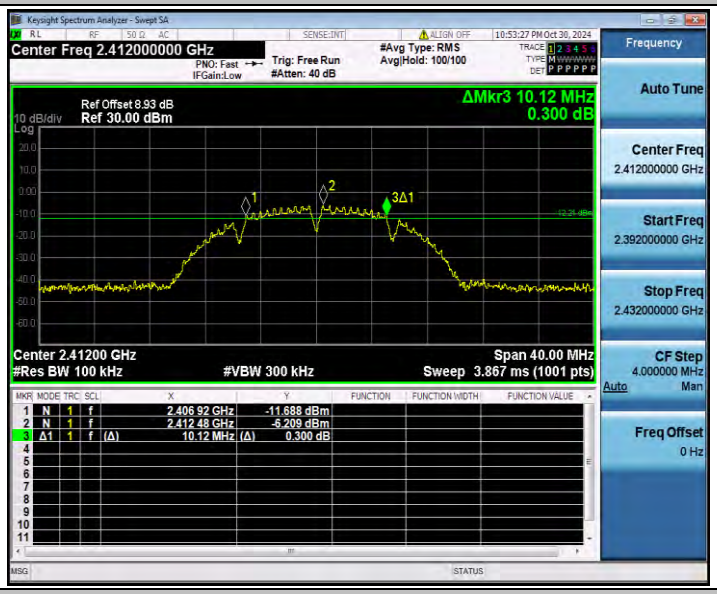

11B_Ant1_2437

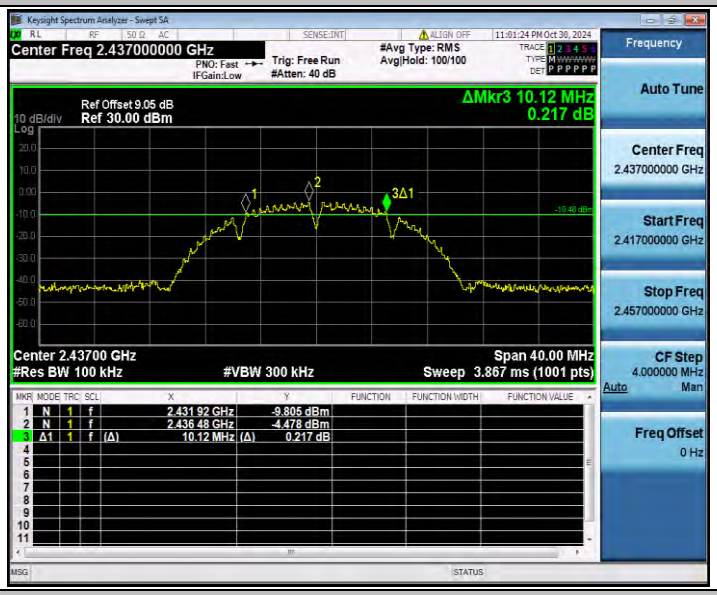

11B_Ant1_2462

11G_Ant1_2412

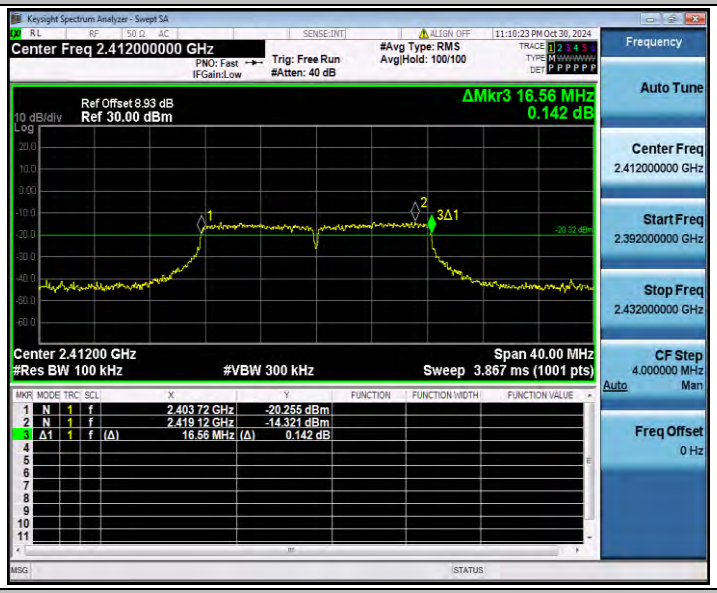

11G_Ant1_2437

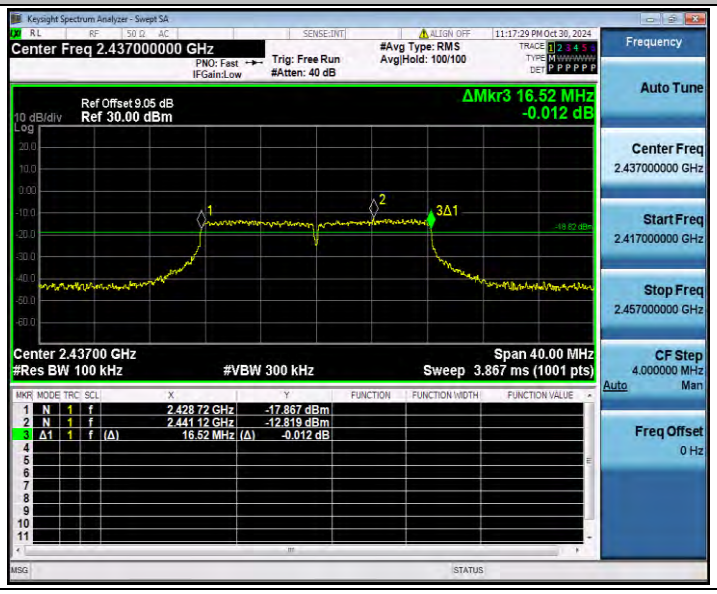

11G_Ant1_2462

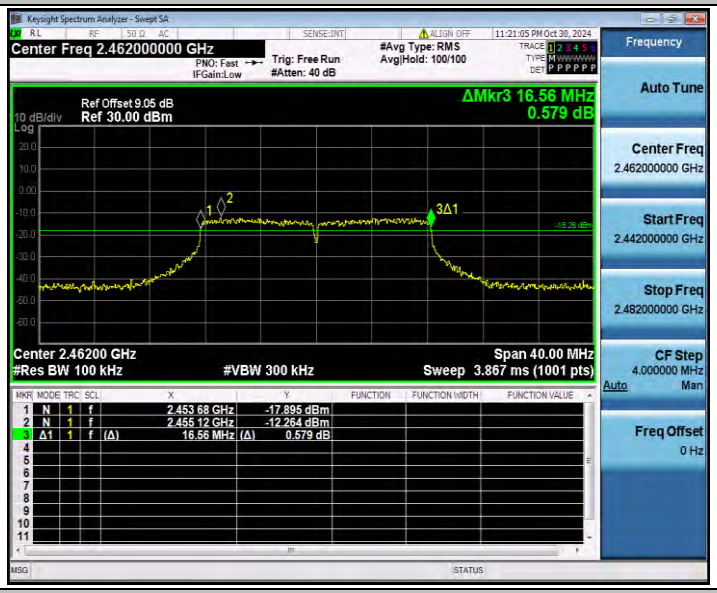

11N20SISO_Ant1_2412

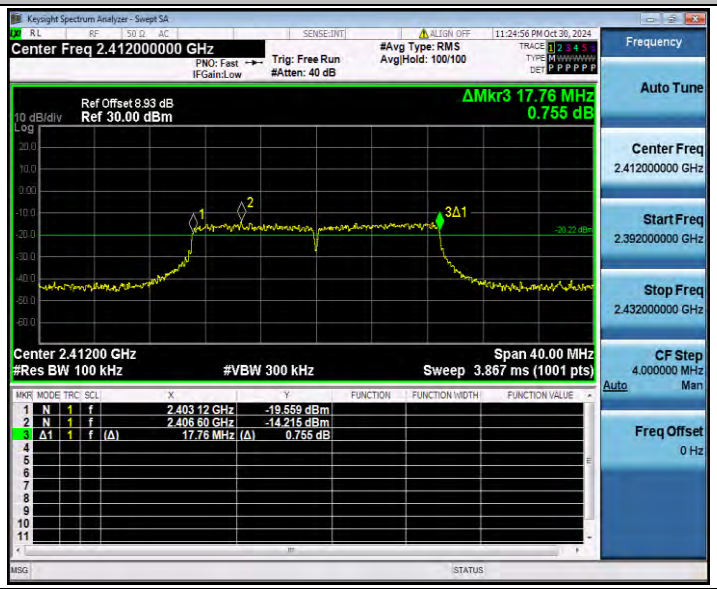

11N20SISO_Ant1_2437

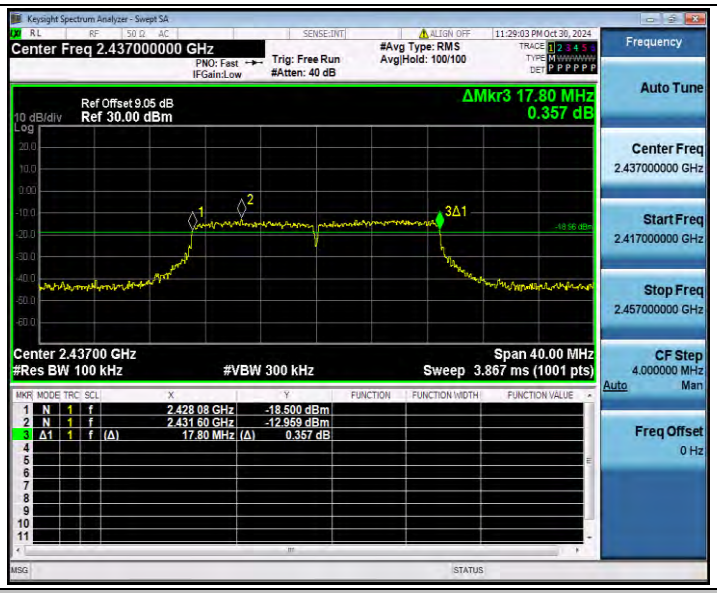

11N20SISO_Ant1_2462

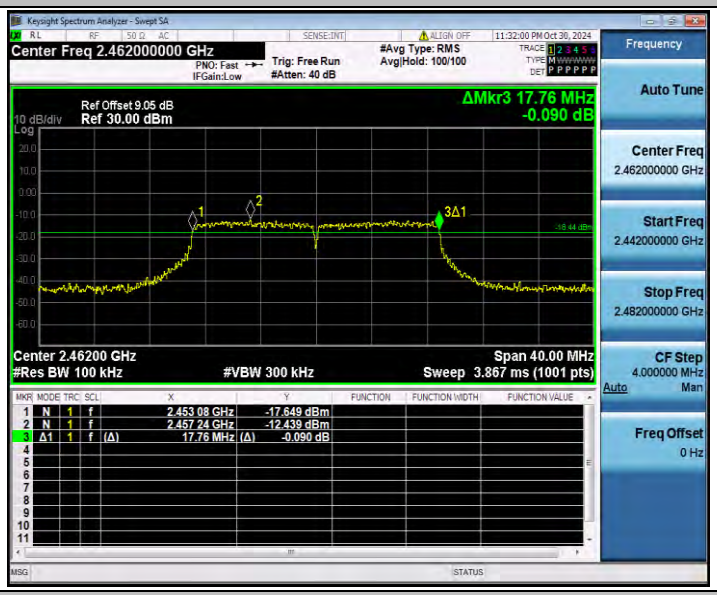

11N40SISO_Ant1_2422

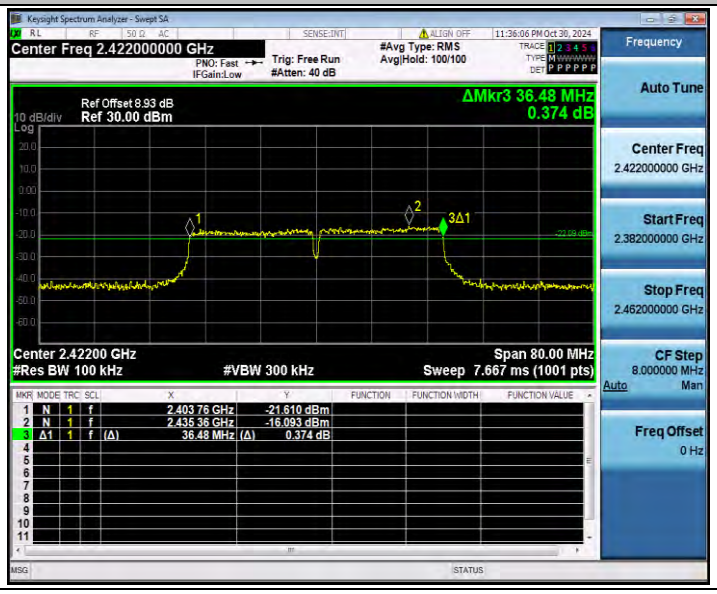

11N40SISO_Ant1_2437
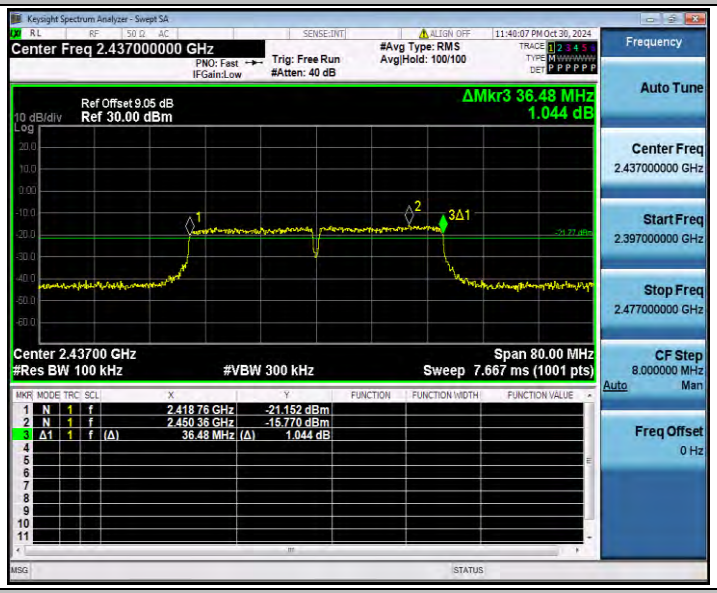

11N40SISO_Ant1_2452
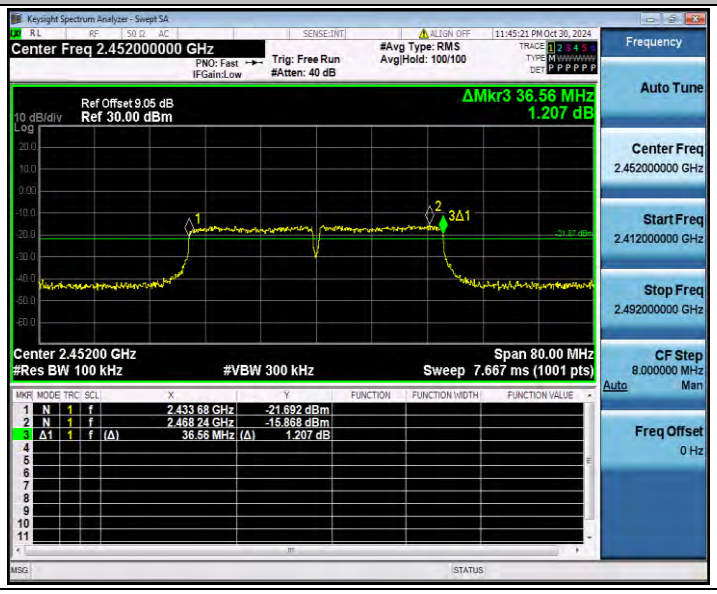

Appendix C.2: Occupied Channel Bandwidth

Test Result

TestMode	Antenna	Channel Frequency[MHz]	OCB [MHz]	FL[MHz]	FH[MHz]	Limit[MHz]	Verdict
11B	Ant1	2412	15.621	2404.2398	2419.8608	---	---
		2437	15.423	2429.3283	2444.7513	---	---
		2462	15.467	2454.2334	2469.7004	---	---
11G	Ant1	2412	17.531	2403.1408	2420.6718	---	---
		2437	17.223	2428.3606	2445.5836	---	---
		2462	17.339	2453.2213	2470.5603	---	---
11N20SISO	Ant1	2412	18.467	2402.7627	2421.2297	---	---
		2437	18.386	2427.7942	2446.1802	---	---
		2462	18.326	2452.8060	2471.1320	---	---
11N40SISO	Ant1	2422	37.423	2403.4281	2440.8511	---	---
		2437	37.203	2418.4944	2455.6974	---	---
		2452	37.318	2433.4114	2470.7294	---	---

Test Graphs

11B_Ant1_2412

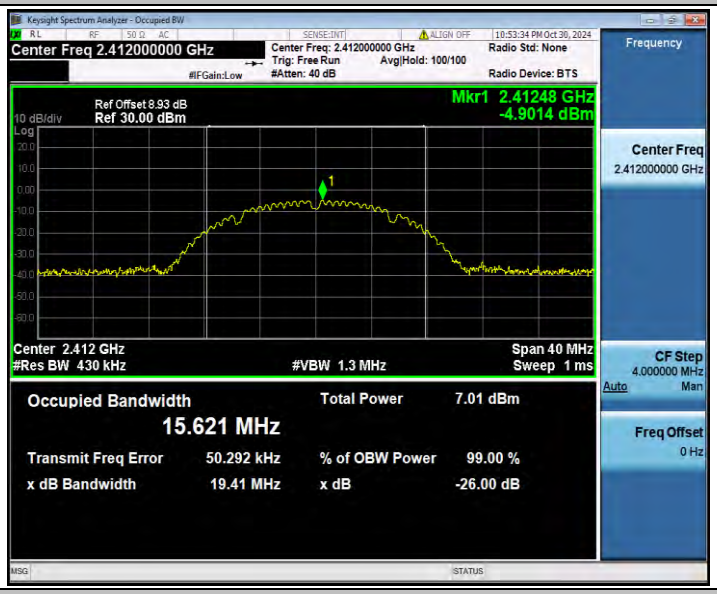

11B_Ant1_2437

11B_Ant1_2462

11G_Ant1_2412

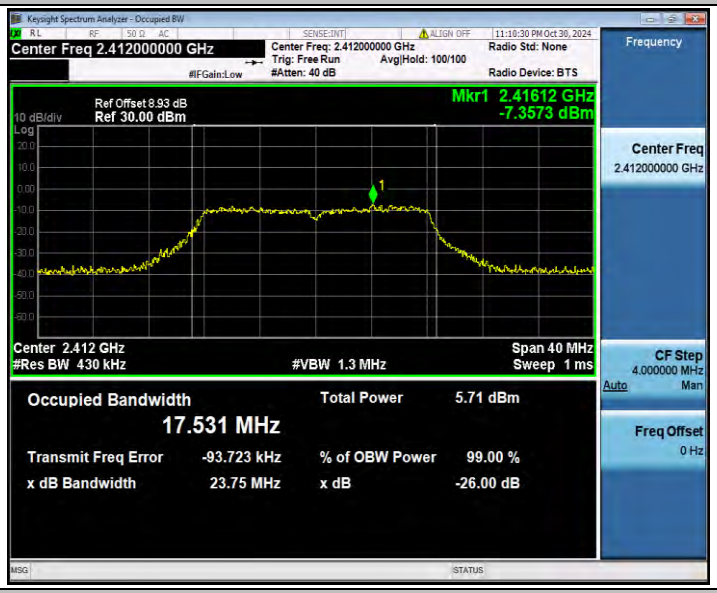

11G_Ant1_2437

11G_Ant1_2462

11N20SISO_Ant1_2412

11N20SISO_Ant1_2437

11N20SISO_Ant1_2462

11N40SISO_Ant1_2422

11N40SISO_Ant1_2437

11N40SISO_Ant1_2452

Appendix C.3: Maximum conducted output power

Test Mode	Antenna	Frequency[MHz]	Peak power [dBm]	Limit [dBm]	Verdict
11B	Ant1	2412	7.18	≤30.00	PASS
		2437	8.82	≤30.00	PASS
		2462	8.38	≤30.00	PASS
11G	Ant1	2412	6.87	≤30.00	PASS
		2437	8.34	≤30.00	PASS
		2462	8.00	≤30.00	PASS
11N20SISO	Ant1	2412	7.14	≤30.00	PASS
		2437	8.67	≤30.00	PASS
		2462	8.65	≤30.00	PASS
11N40SISO	Ant1	2422	7.57	≤30.00	PASS
		2437	8.38	≤30.00	PASS
		2452	8.78	≤30.00	PASS

Appendix C.4: Maximum power spectral density

Test Result

TestMode	Antenna	Frequency[MHz]	Result[dBm/3-100kHz]	Limit[dBm/3kHz]	Verdict
11B	Ant1	2412	-26.22	≤8.00	PASS
		2437	-24.47	≤8.00	PASS
		2462	-24.87	≤8.00	PASS
11G	Ant1	2412	-28.55	≤8.00	PASS
		2437	-26.97	≤8.00	PASS
		2462	-26.57	≤8.00	PASS
11N20SISO	Ant1	2412	-28.18	≤8.00	PASS
		2437	-26.00	≤8.00	PASS
		2462	-26.36	≤8.00	PASS
11N40SISO	Ant1	2422	-29.08	≤8.00	PASS
		2437	-28.25	≤8.00	PASS
		2452	-28.05	≤8.00	PASS

Test Graphs

11B_Ant1_2412

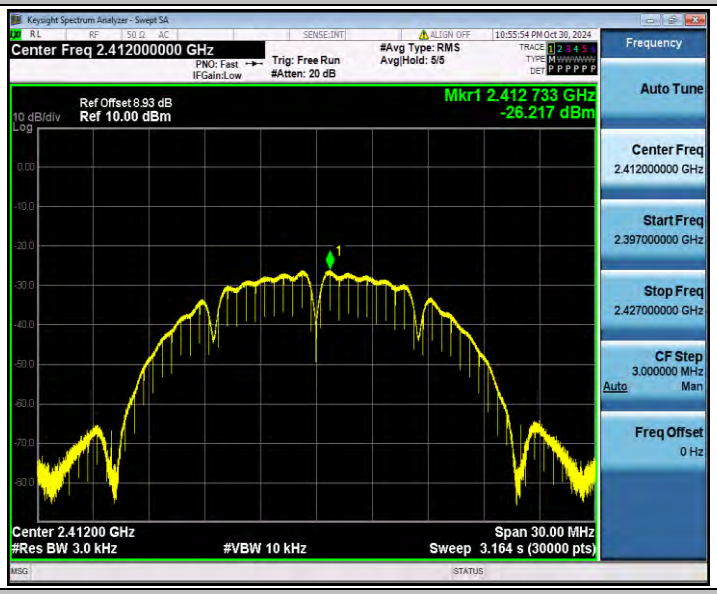

11B_Ant1_2437

11B_Ant1_2462

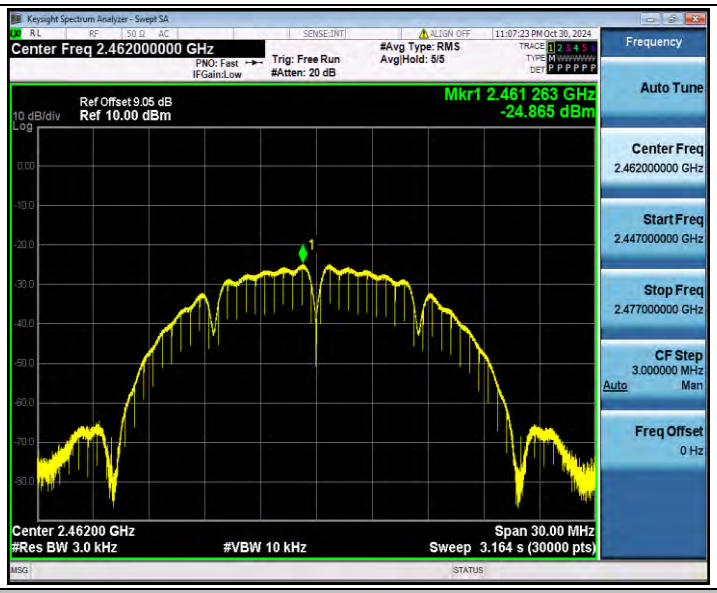

11G_Ant1_2412

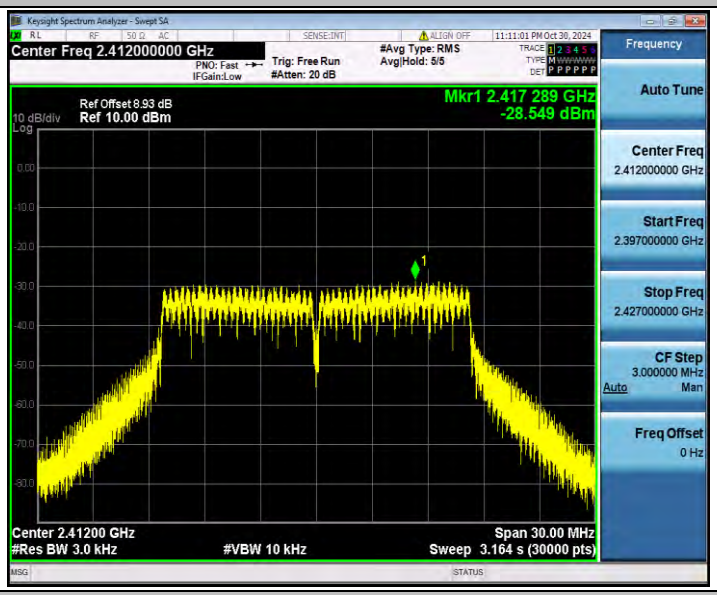

11G_Ant1_2437

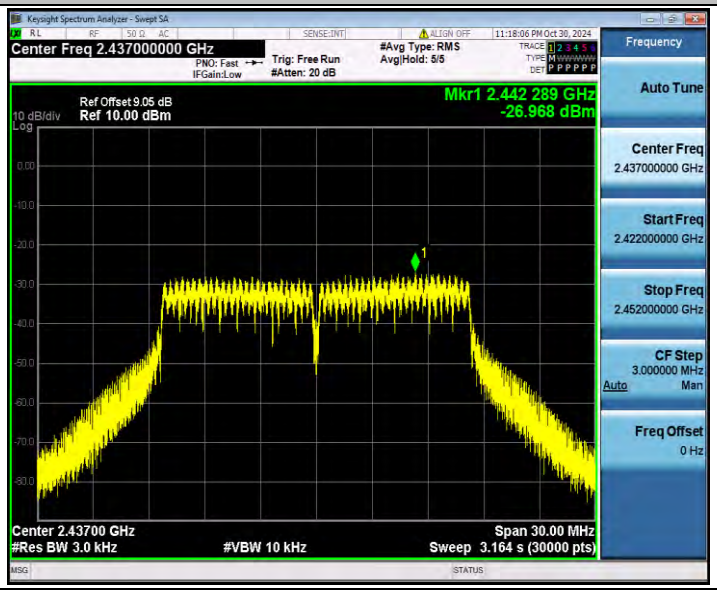

11G_Ant1_2462

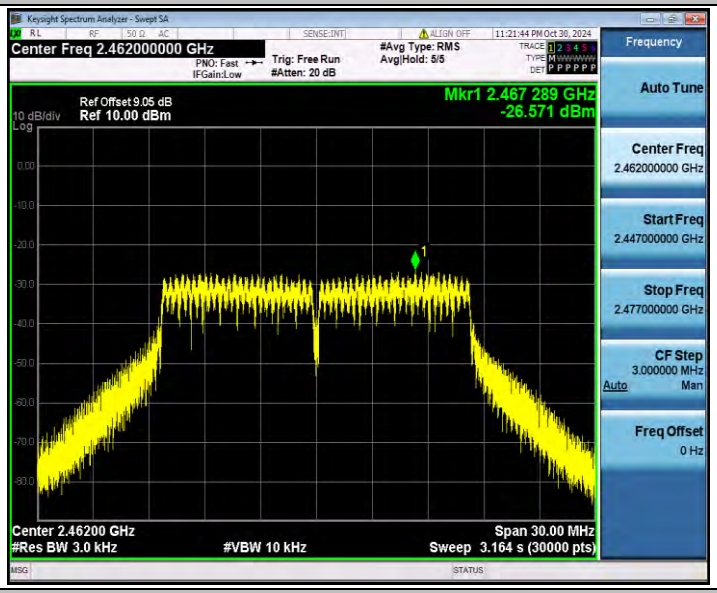

11N20SISO_Ant1_2412

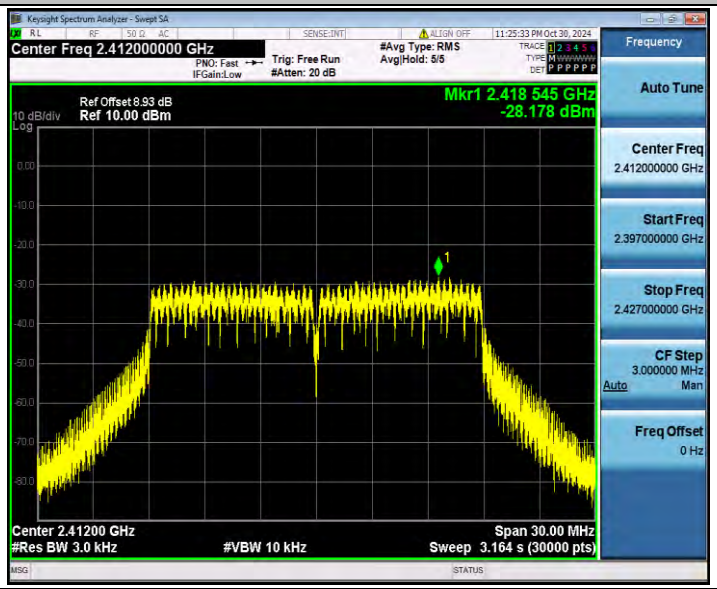

11N20SISO_Ant1_2437

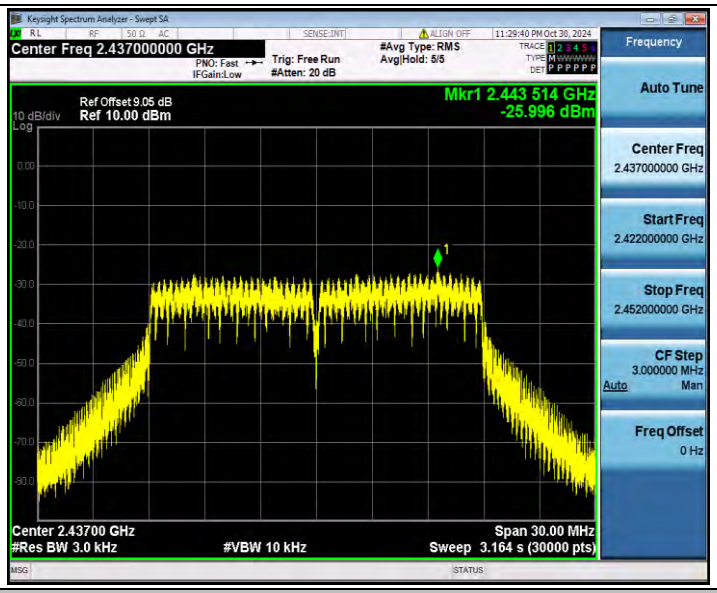

11N20SISO_Ant1_2462

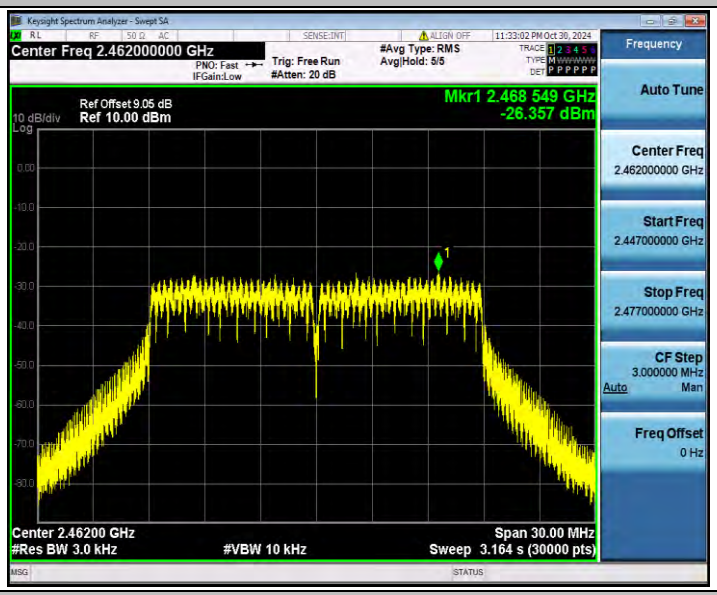

11N40SISO_Ant1_2422

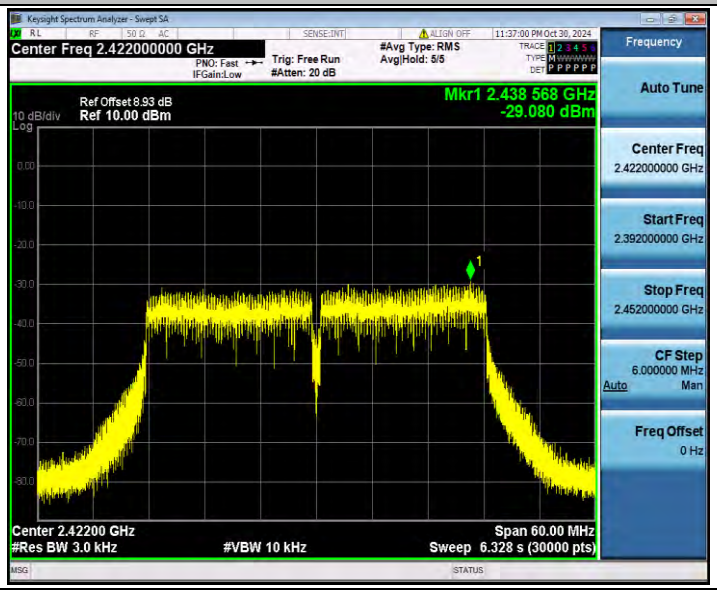

11N40SISO_Ant1_2437
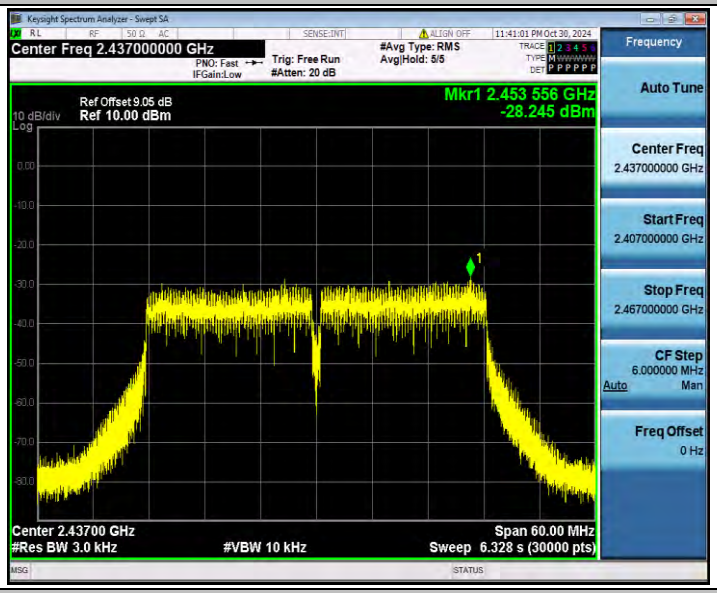

11N40SISO_Ant1_2452
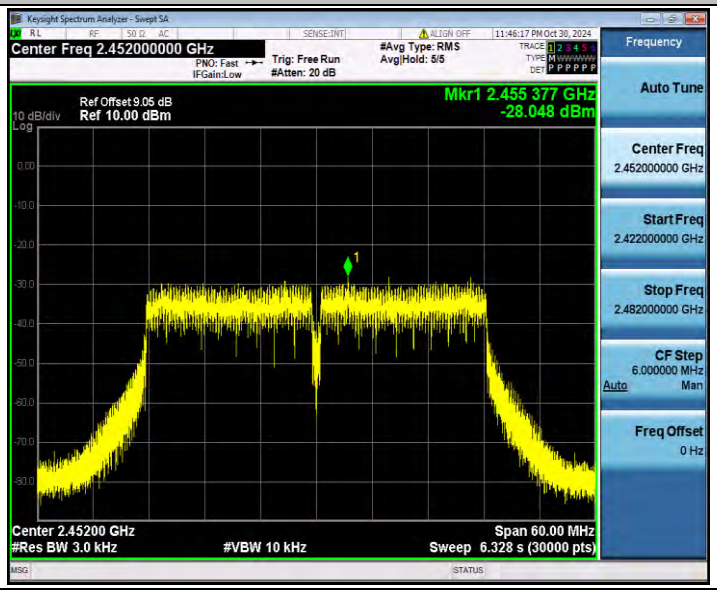

Appendix C.5: Band edge measurements

Test Result

TestMode	Antenna	ChName	Frequency[MHz]	RefLevel[dBm]	Result[dBm]	Limit[dBm]	Verdict
11B	Ant1	Low	2412	-6.21	-44.82	≤-26.21	PASS
		High	2462	-4.90	-49.48	≤-24.9	PASS
11G	Ant1	Low	2412	-14.41	-45.65	≤-34.41	PASS
		High	2462	-12.20	-48.39	≤-32.2	PASS
11N20SISO	Ant1	Low	2412	-14.44	-44.97	≤-34.44	PASS
		High	2462	-12.56	-49.5	≤-32.56	PASS
11N40SISO	Ant1	Low	2422	-16.80	-46.35	≤-36.8	PASS
		High	2452	-15.63	-49.12	≤-35.63	PASS

Test Graphs

11B_Ant1_Low_2412

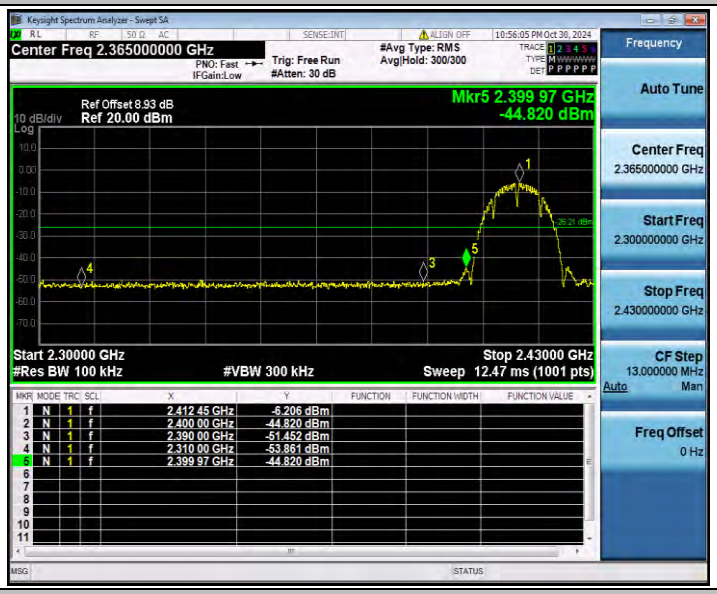

11B_Ant1_High_2462

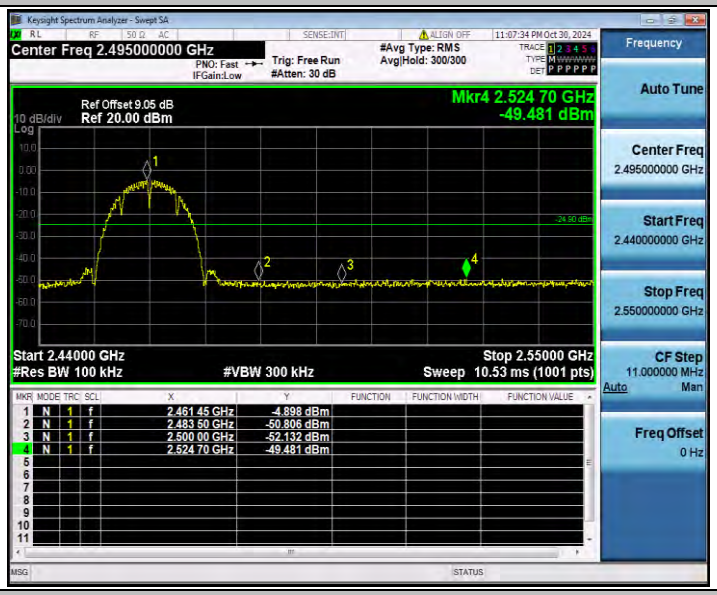

11G_Ant1_Low_2412

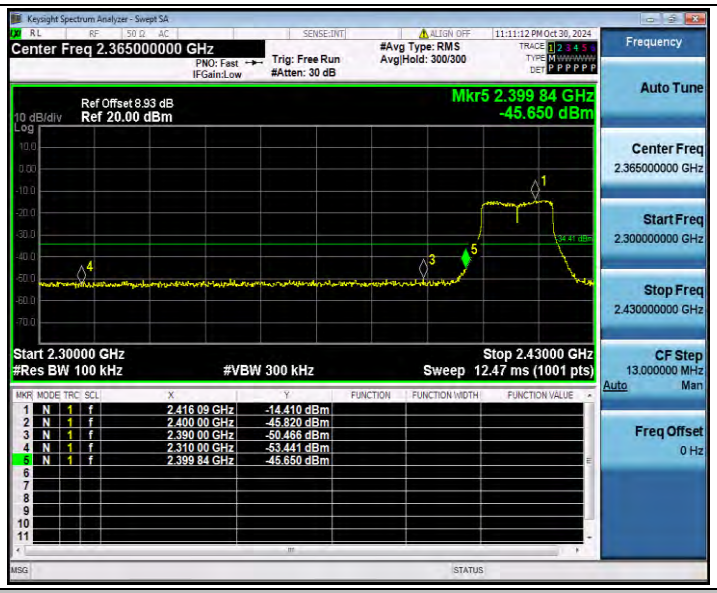

11G_Ant1_High_2462

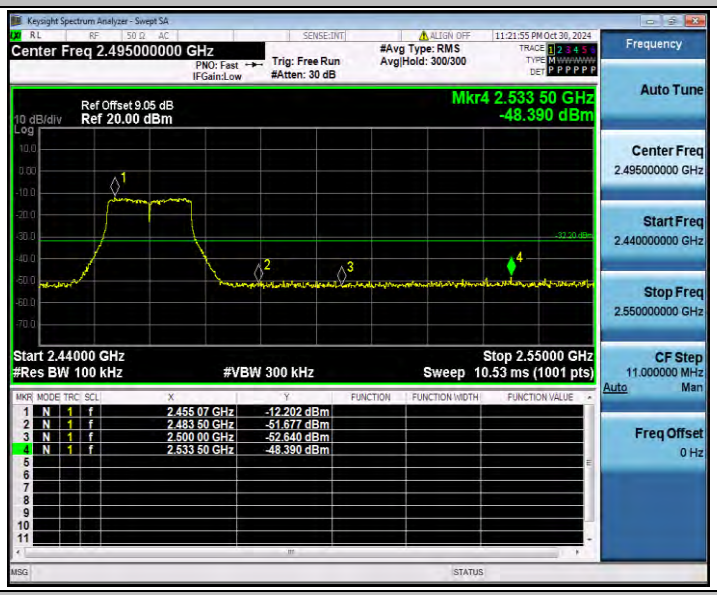

11N20SISO_Ant1_Low_2412

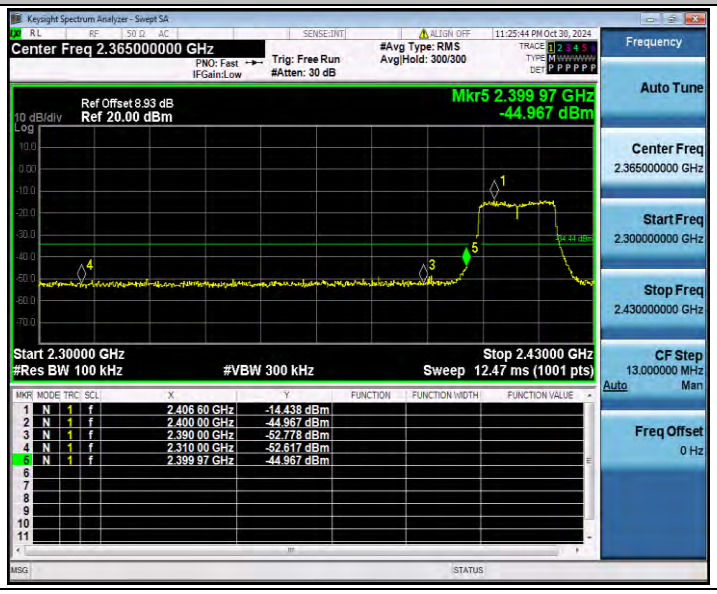

11N20SISO_Ant1_High_2462

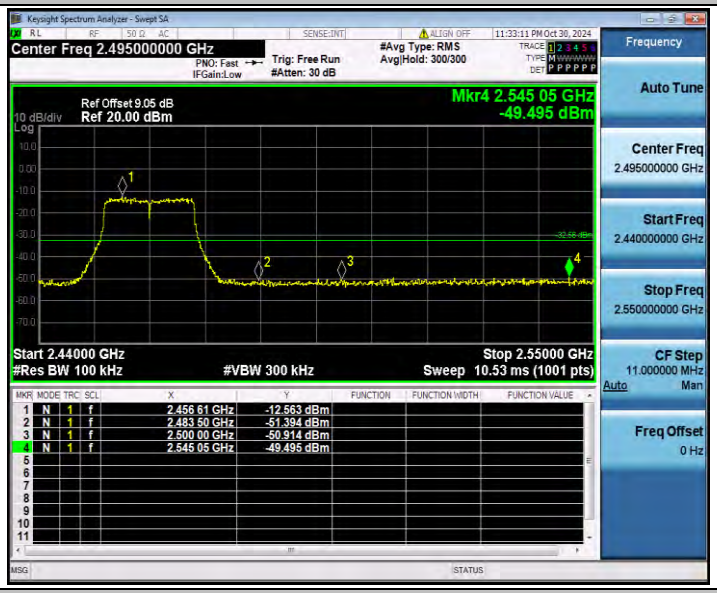

11N40SISO_Ant1_Low_2422

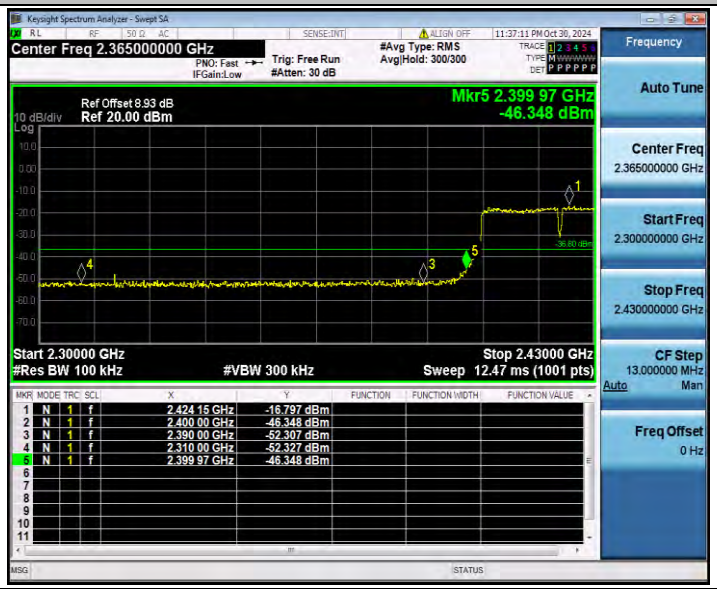

11N40SISO_Ant1_High_2452

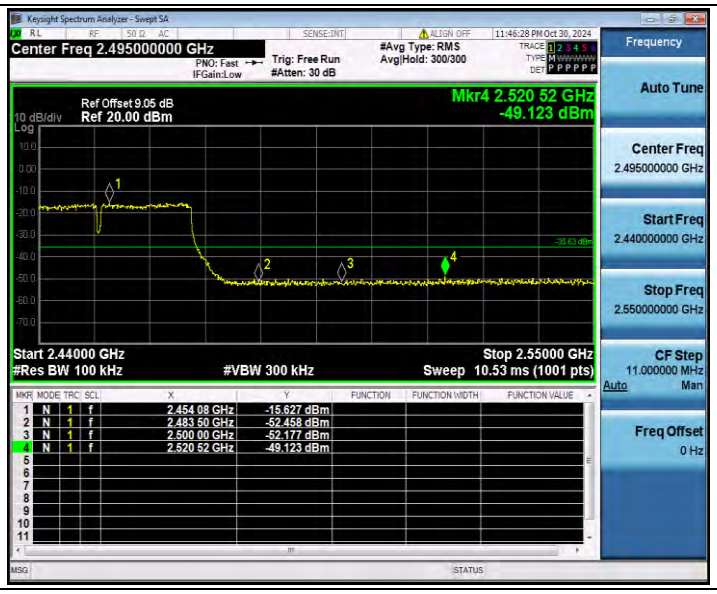
Keysight Spectrum Analyzer - Swept SA
Center Freq 2.495000000 GHz
PNO: Fast
IFGain:Low
Trig: Free Run
#Atten: 30 dB
#Avg Type: RMS
Avg|Hold: 300/300
11:46:28 PM Oct 30, 2024
Ref Offset 9.05 dB
10 dB/div
Ref 20.00 dBm
Log
Mkr4 2.520 52 GHz
-49.123 dBm
Start 2.44000 GHz
#Res BW 100 kHz
#VBW 300 kHz
Stop 2.55000 GHz
Sweep 10.53 ms (1001 pts)
1 N 1 f 2.454 08 GHz -15.627 dBm
2 N 1 f 2.483 50 GHz -52.458 dBm
3 N 1 f 2.500 00 GHz -52.177 dBm
4 N 1 f 2.520 52 GHz -49.123 dBm
Frequency
Auto Tune
Center Freq
2.495000000 GHz
Start Freq
2.440000000 GHz
Stop Freq
2.550000000 GHz
CF Step
11.000000 MHz
Auto
Man
Freq Offset
0 Hz

Appendix C.6: Conducted Spurious Emission

Test Result

TestMode	Antenna	Frequency[MHz]	FreqRange [Mhz]	RefLevel [dBm]	Result [dBm]	Limit [dBm]	Verdict
11B	Ant1	2412	Reference	-6.52	-6.52	---	PASS
			30~1000	-6.52	-60.71	≤-26.52	PASS
			1000~26500	-6.52	-47.75	≤-26.52	PASS
		2437	Reference	-5.24	-5.24	---	PASS
			30~1000	-5.24	-60.73	≤-25.24	PASS
			1000~26500	-5.24	-47.44	≤-25.24	PASS
		2462	Reference	-4.98	-4.98	---	PASS
			30~1000	-4.98	-60.24	≤-24.98	PASS
			1000~26500	-4.98	-47.89	≤-24.98	PASS
11G	Ant1	2412	Reference	-14.87	-14.87	---	PASS
			30~1000	-14.87	-60.22	≤-34.87	PASS
			1000~26500	-14.87	-47.64	≤-34.87	PASS
		2437	Reference	-13.50	-13.50	---	PASS
			30~1000	-13.50	-60.44	≤-33.5	PASS
			1000~26500	-13.50	-47.5	≤-33.5	PASS
		2462	Reference	-12.86	-12.86	---	PASS
			30~1000	-12.86	-60.71	≤-32.86	PASS
			1000~26500	-12.86	-48.2	≤-32.86	PASS
11N20SISO	Ant1	2412	Reference	-14.92	-14.92	---	PASS
			30~1000	-14.92	-59.08	≤-34.92	PASS
			1000~26500	-14.92	-46.68	≤-34.92	PASS
		2437	Reference	-13.60	-13.60	---	PASS
			30~1000	-13.60	-59.52	≤-33.6	PASS
			1000~26500	-13.60	-47.73	≤-33.6	PASS
		2462	Reference	-13.67	-13.67	---	PASS
			30~1000	-13.67	-60.94	≤-33.67	PASS
			1000~26500	-13.67	-46.61	≤-33.67	PASS
11N40SISO	Ant1	2422	Reference	-16.55	-16.55	---	PASS
			30~1000	-16.55	-59.95	≤-36.55	PASS
			1000~26500	-16.55	-47.86	≤-36.55	PASS
		2437	Reference	-15.94	-15.94	---	PASS
			30~1000	-15.94	-60.24	≤-35.94	PASS
			1000~26500	-15.94	-48.22	≤-35.94	PASS
		2452	Reference	-16.09	-16.09	---	PASS
			30~1000	-16.09	-61.24	≤-36.09	PASS
			1000~26500	-16.09	-47.86	≤-36.09	PASS

Test Graphs

11B_Ant1_2412_0~Reference

11B_Ant1_2412_30~1000

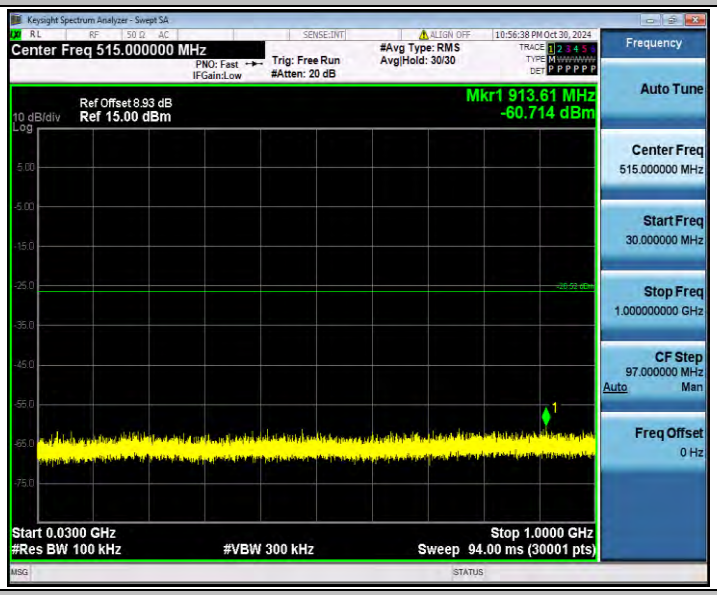

11B_Ant1_2412_1000~26500

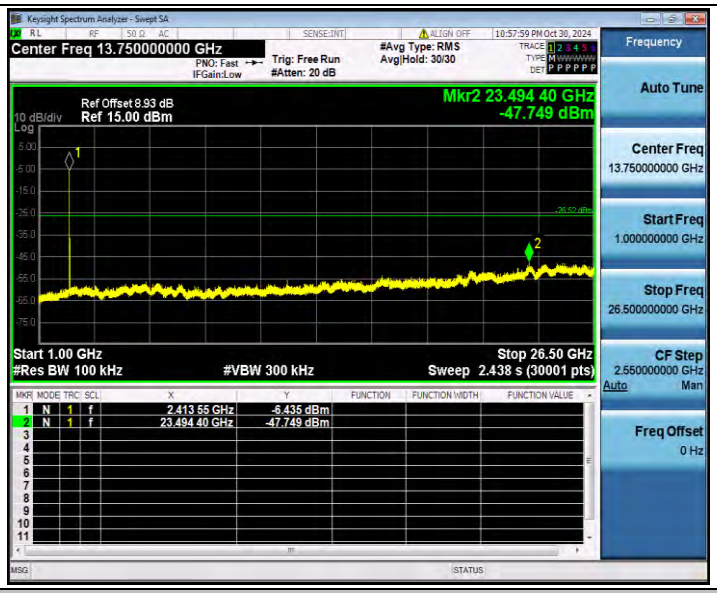

11B_Ant1_2437_0~Reference

11B_Ant1_2437_30~1000

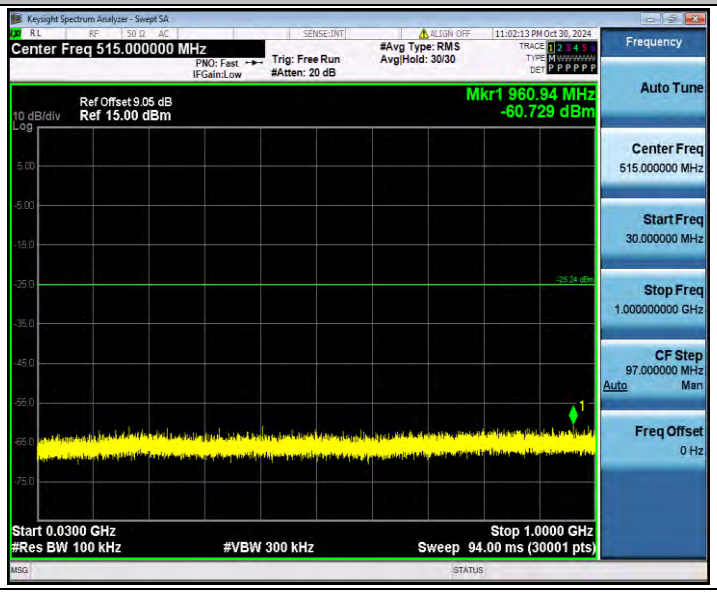

11B_Ant1_2437_1000~26500

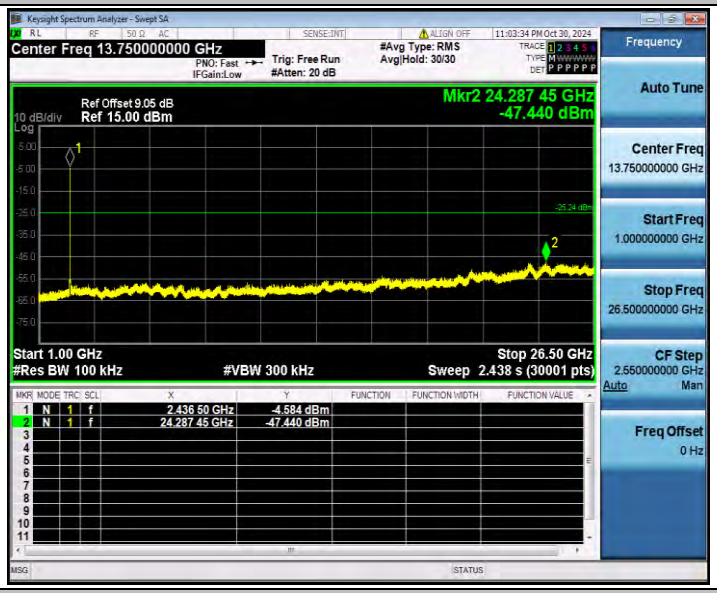

11B_Ant1_2462_0~Reference

11B_Ant1_2462_30~1000

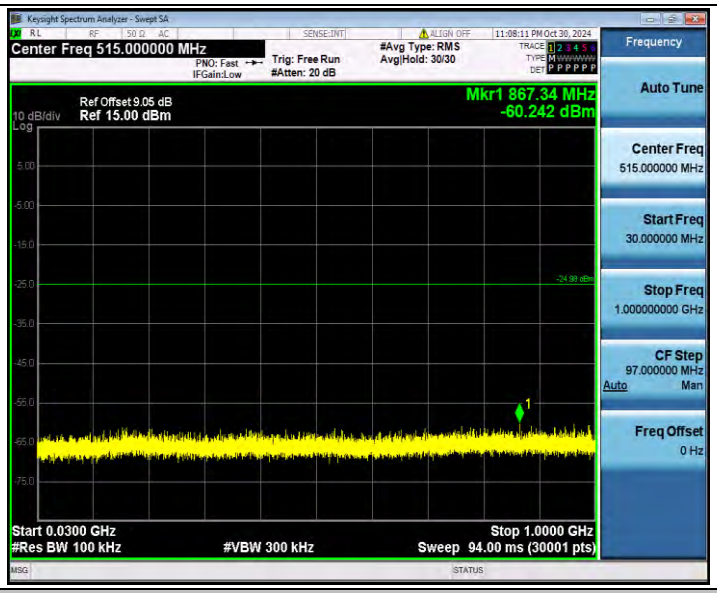

11B_Ant1_2462_1000~26500

11G_Ant1_2412_0~Reference

11G_Ant1_2412_30~1000

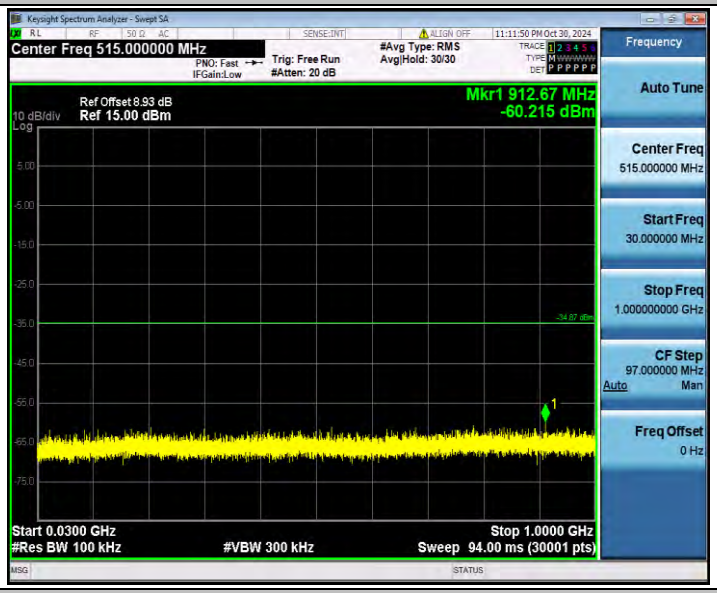

11G_Ant1_2412_1000~26500

11G_Ant1_2437_0~Reference

11G_Ant1_2437_30~1000

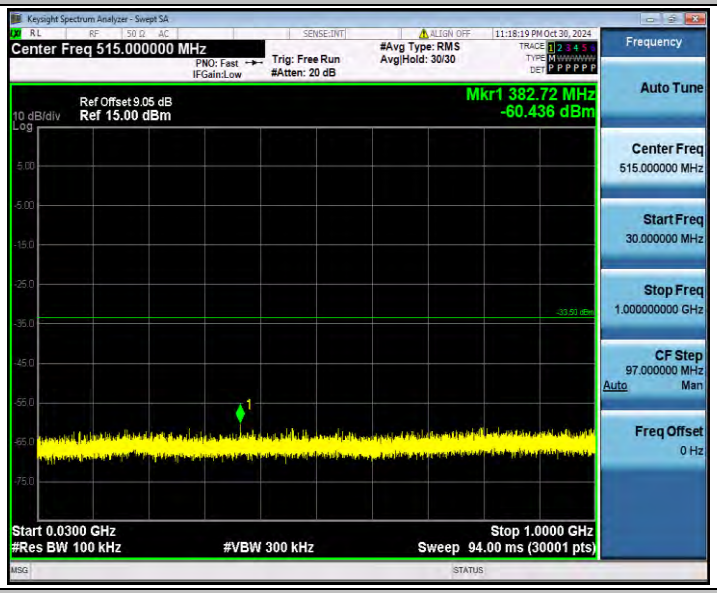

11G_Ant1_2437_1000~26500

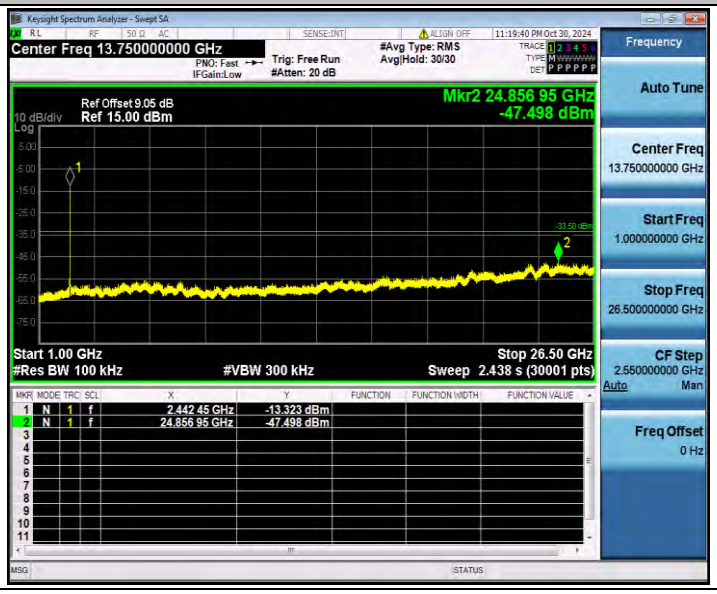

11G_Ant1_2462_0~Reference

11G_Ant1_2462_30~1000

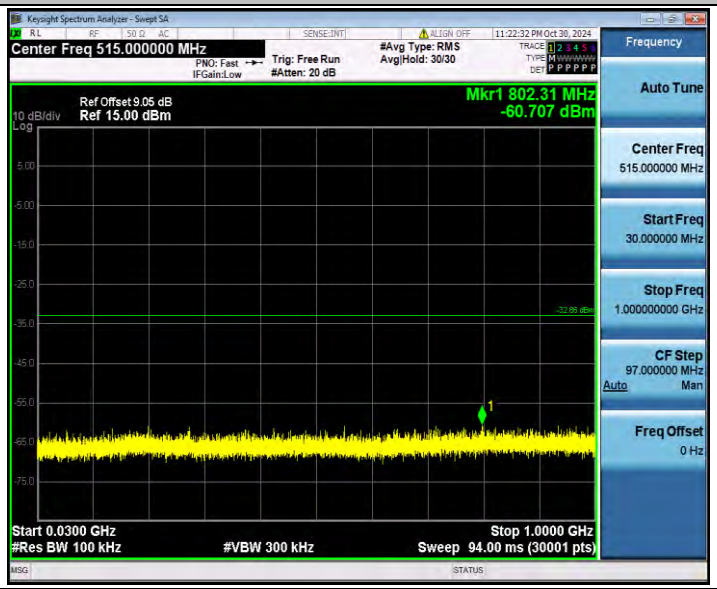

11G_Ant1_2462_1000~26500

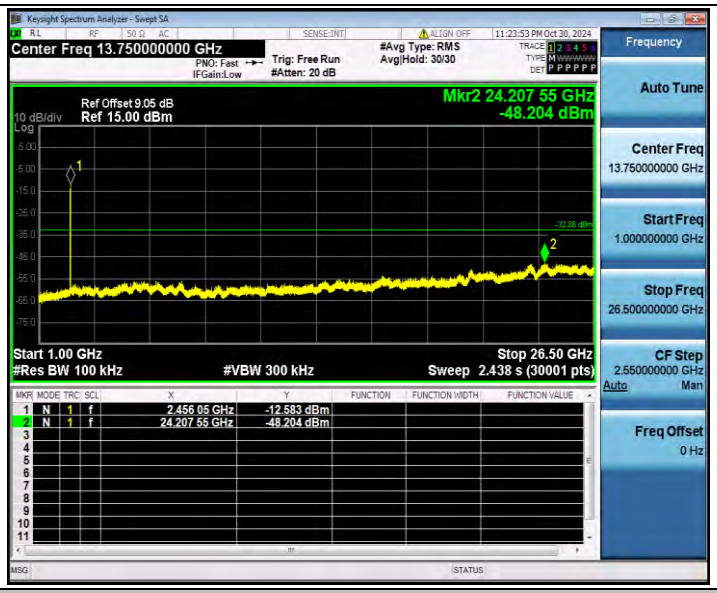

11N20SISO_Ant1_2412_0~Reference

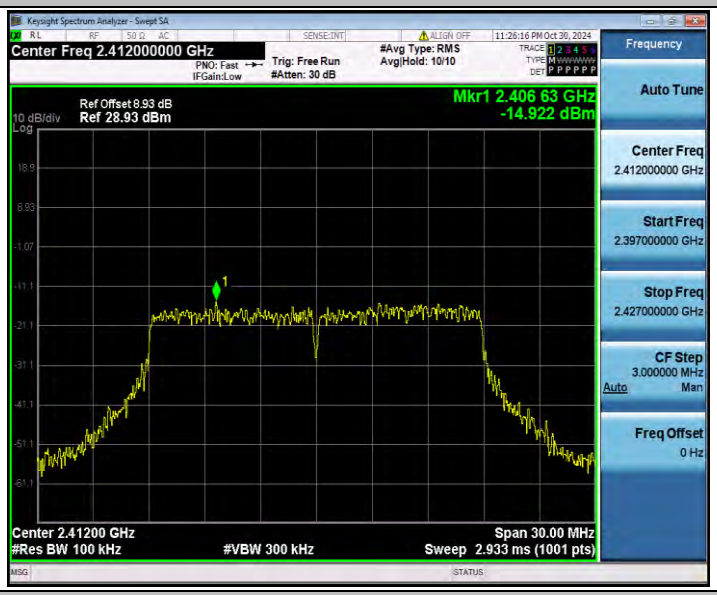

11N20SISO_Ant1_2412_30~1000

11N20SISO_Ant1_2412_1000~26500

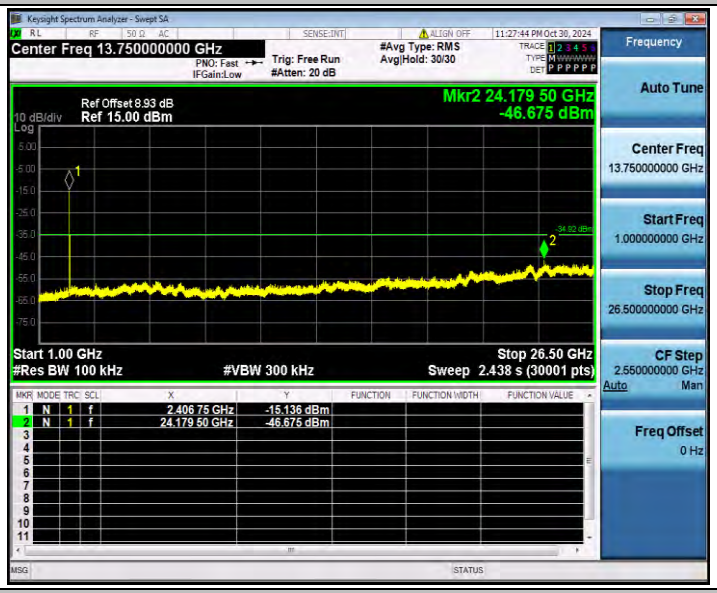

11N20SISO_Ant1_2437_0~Reference

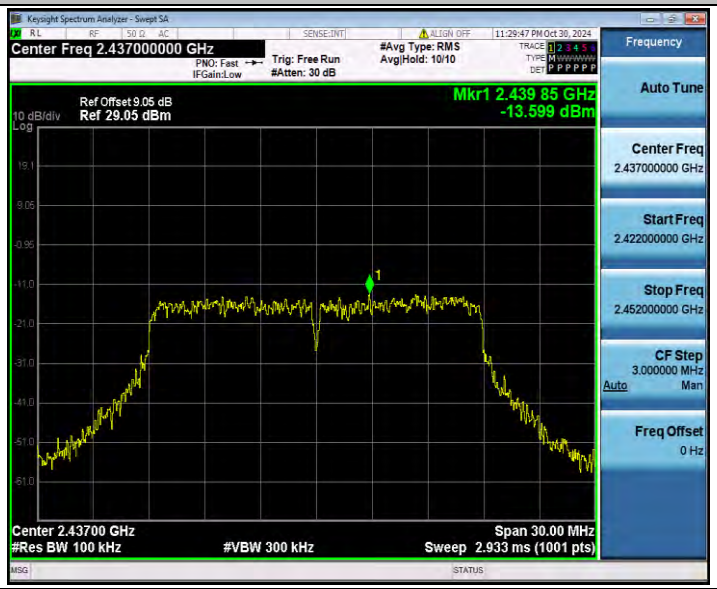

11N20SISO_Ant1_2437_30~1000

11N20SISO_Ant1_2437_1000~26500

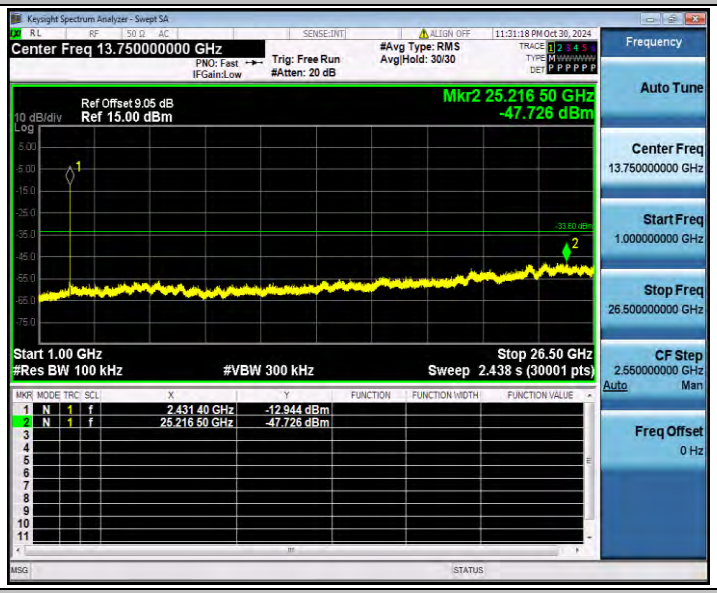

11N20SISO_Ant1_2462_0~Reference

11N20SISO_Ant1_2462_30~1000

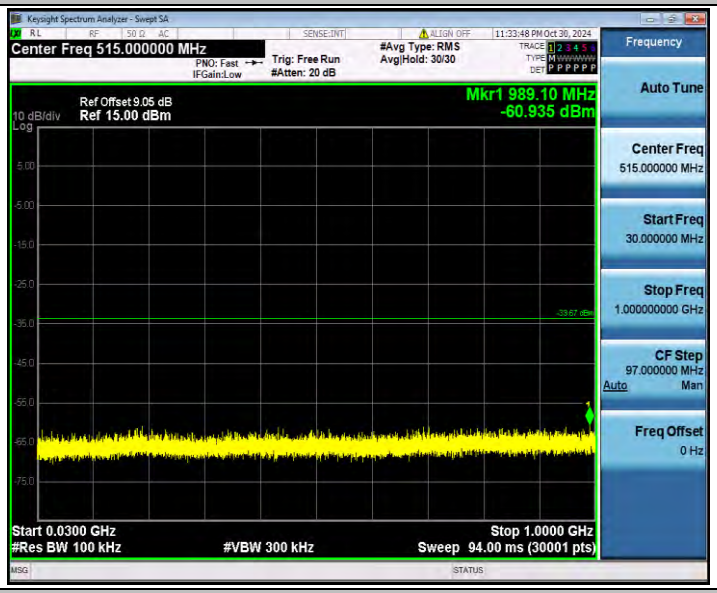

11N20SISO_Ant1_2462_1000~26500

11N40SISO_Ant1_2422_0~Reference

11N40SISO_Ant1_2422_30~1000

11N40SISO_Ant1_2422_1000~26500

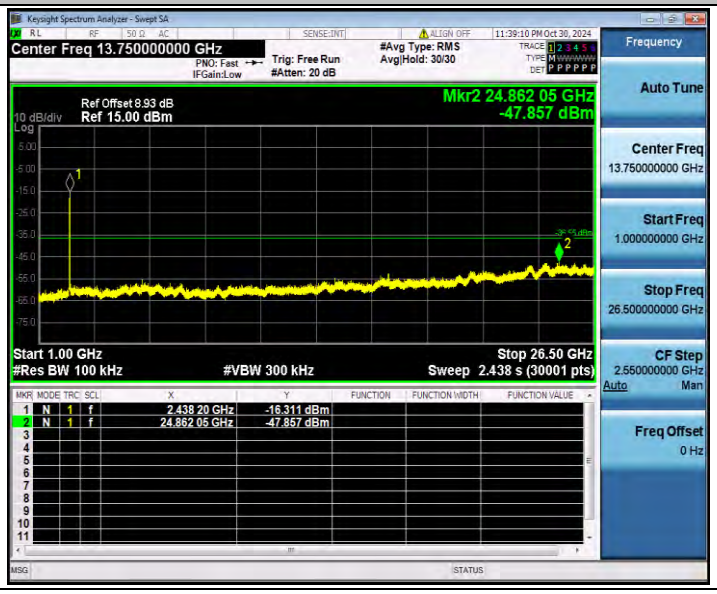

11N40SISO_Ant1_2437_0~Reference

11N40SISO_Ant1_2437_30~1000

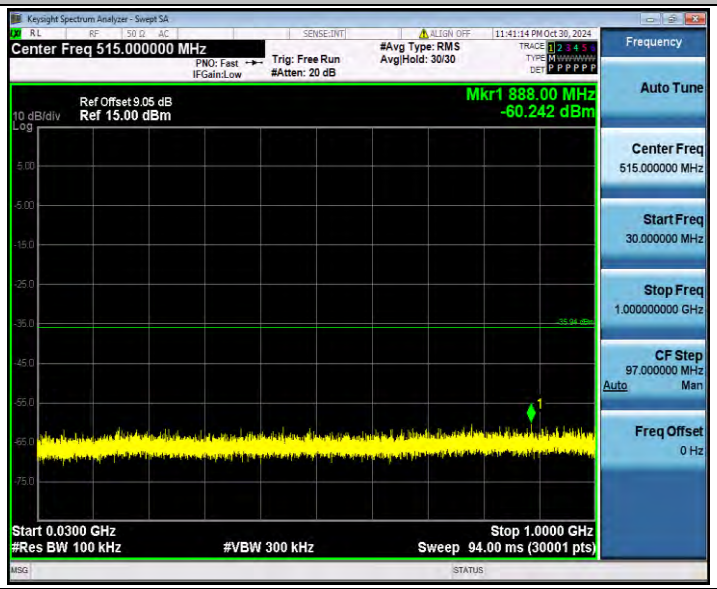

11N40SISO_Ant1_2437_1000~26500

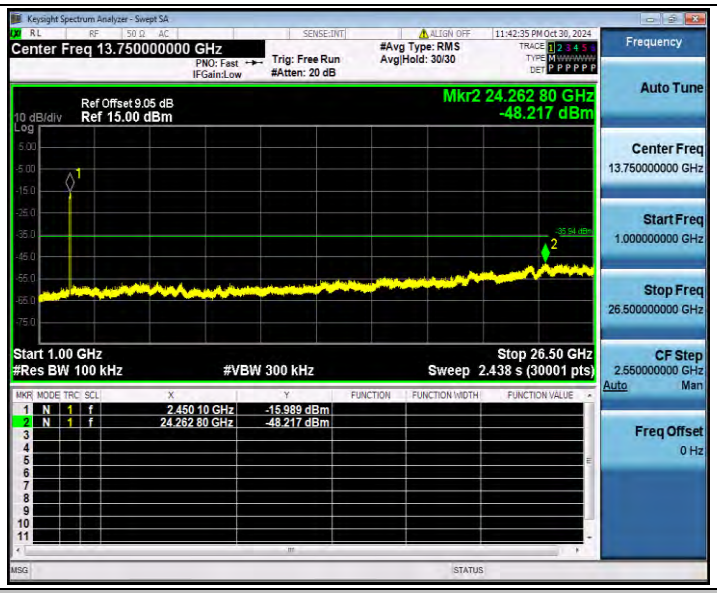

11N40SISO_Ant1_2452_0~Reference

11N40SISO_Ant1_2452_30~1000

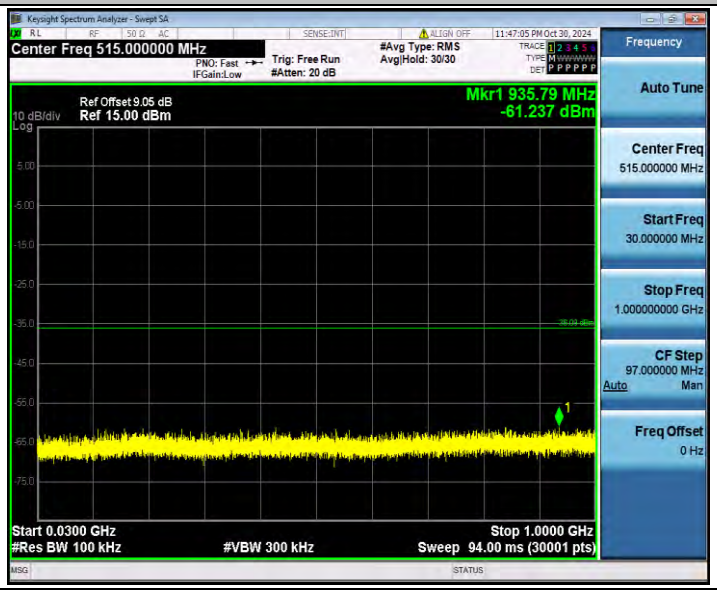

11N40SISO_Ant1_2452_1000~26500
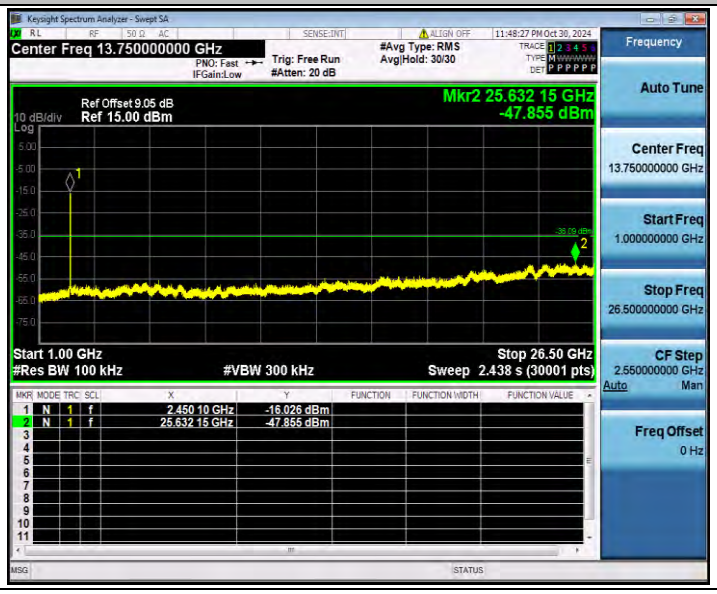

Appendix C.7: Emissions in Restricted Bands

Test Result

TestMode	Antenna	ChName	Frequency[MHz]	Detector	Freq [MHz]	Result [dBm]	Limit [dBm]	Result [dBuV/m]	Limit [dBuV/m]	Verdict
11B	Ant1	Low	2412	AV	2310.000	-49.64	≤-41.20	45.56	≤54	PASS
				AV	2386.320	-49.2	≤-41.20	46.00	≤54	PASS
				AV	2390.000	-49.24	≤-41.20	45.96	≤54	PASS
				Peak	2310.000	-46.73	≤-21.20	48.47	≤74	PASS
				Peak	2382.030	-40.24	≤-21.20	54.96	≤74	PASS
				Peak	2390.000	-49.87	≤-21.20	45.33	≤74	PASS
		High	2462	AV	2483.500	-49.13	≤-41.20	46.07	≤54	PASS
				AV	2499.290	-48.88	≤-41.20	46.32	≤54	PASS
				AV	2500.000	-48.89	≤-41.20	46.31	≤54	PASS
				Peak	2483.500	-46.41	≤-21.20	48.79	≤74	PASS
				Peak	2496.540	-40.02	≤-21.20	55.18	≤74	PASS
				Peak	2500.000	-44.71	≤-21.20	50.49	≤74	PASS
11G	Ant1	Low	2412	AV	2310.000	-49.59	≤-41.20	45.61	≤54	PASS
				AV	2389.050	-49.17	≤-41.20	46.03	≤54	PASS
				AV	2390.000	-49.18	≤-41.20	46.02	≤54	PASS
				Peak	2310.000	-49.23	≤-21.20	45.97	≤74	PASS
				Peak	2337.180	-40.31	≤-21.20	54.89	≤74	PASS
				Peak	2390.000	-45.84	≤-21.20	49.36	≤74	PASS
		High	2462	AV	2483.500	-49.04	≤-41.20	46.16	≤54	PASS
				AV	2499.950	-48.85	≤-41.20	46.35	≤54	PASS
				AV	2500.000	-48.86	≤-41.20	46.34	≤54	PASS
				Peak	2483.500	-48.87	≤-21.20	46.33	≤74	PASS
				Peak	2485.430	-41.55	≤-21.20	53.65	≤74	PASS
				Peak	2500.000	-44.87	≤-21.20	50.33	≤74	PASS
11N20SISO	Ant1	Low	2412	AV	2310.000	-49.59	≤-41.20	45.61	≤54	PASS
				AV	2389.960	-49.14	≤-41.20	46.06	≤54	PASS
				AV	2390.000	-49.14	≤-41.20	46.06	≤54	PASS
				Peak	2310.000	-47.4	≤-21.20	47.80	≤74	PASS
				Peak	2383.980	-41.21	≤-21.20	53.99	≤74	PASS
				Peak	2390.000	-43.51	≤-21.20	51.69	≤74	PASS
		High	2462	AV	2483.500	-49.02	≤-41.20	46.18	≤54	PASS
				AV	2499.950	-48.88	≤-41.20	46.32	≤54	PASS
				AV	2500.000	-48.88	≤-41.20	46.32	≤54	PASS
				Peak	2483.500	-41.26	≤-21.20	53.94	≤74	PASS
				Peak	2486.640	-40.88	≤-21.20	54.32	≤74	PASS

				Peak	2500.000	-41.97	≤-21.20	53.23	≤74	PASS
11N40SISO	Ant1	Low	2422	AV	2310.000	-49.65	≤-41.20	45.55	≤54	PASS
				AV	2389.830	-48.98	≤-41.20	46.22	≤54	PASS
				AV	2390.000	-49	≤-41.20	46.20	≤54	PASS
				Peak	2310.000	-48.3	≤-21.20	46.90	≤74	PASS
				Peak	2334.970	-40.01	≤-21.20	55.19	≤74	PASS
				Peak	2390.000	-47.37	≤-21.20	47.83	≤74	PASS
		High	2452	AV	2483.500	-48.89	≤-41.20	46.31	≤54	PASS
				AV	2497.200	-48.87	≤-41.20	46.33	≤54	PASS
				AV	2500.000	-48.89	≤-41.20	46.31	≤54	PASS
				Peak	2483.500	-45.05	≤-21.20	50.15	≤74	PASS
				Peak	2497.420	-41.31	≤-21.20	53.89	≤74	PASS
				Peak	2500.000	-45.89	≤-21.20	49.31	≤74	PASS

Note：

1. The Antenna Gain is compensated in the graph.
2. The Duty Cycle Factor and RBW Factor is compensated in the graph.
3. The limit in dBm for average detector is conversion from 54dBuV/m, according to 15.209(a). The limit in dBm for peak detector is 20dB above the limit of average detector in dBm.

Test Graphs

11B_Ant1_Low_2412_AV

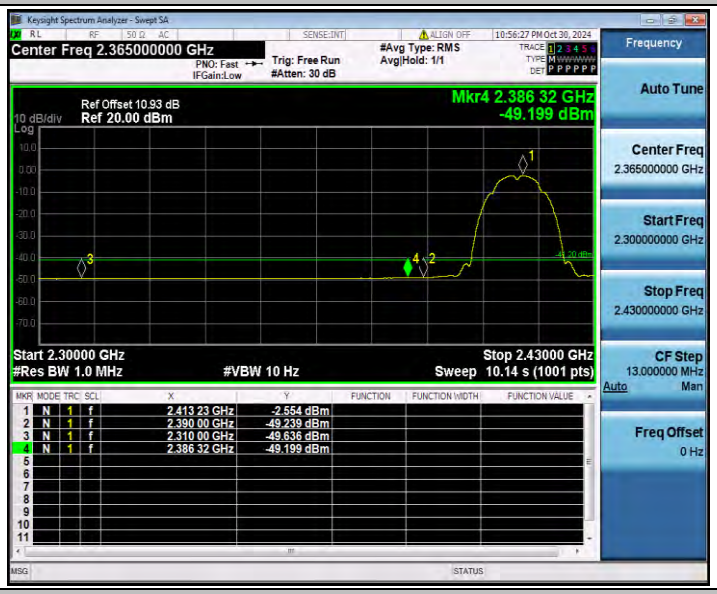

11B_Ant1_Low_2412_Peak

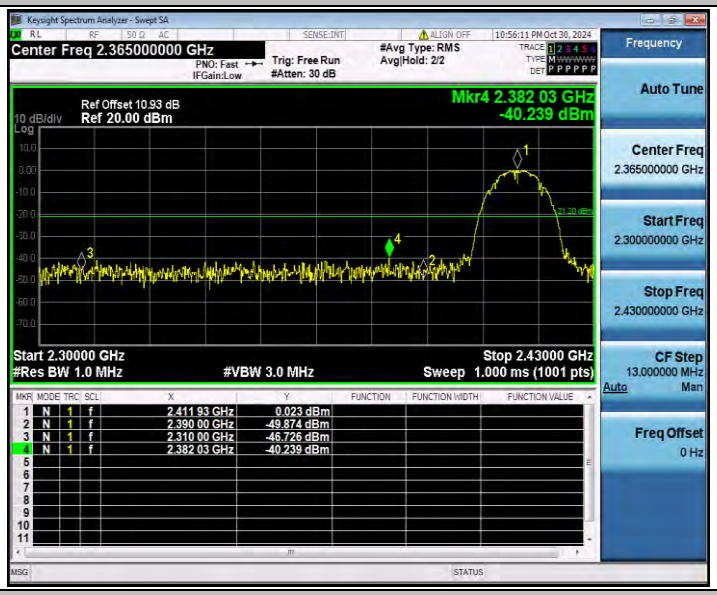

11B_Ant1_High_2462_AV

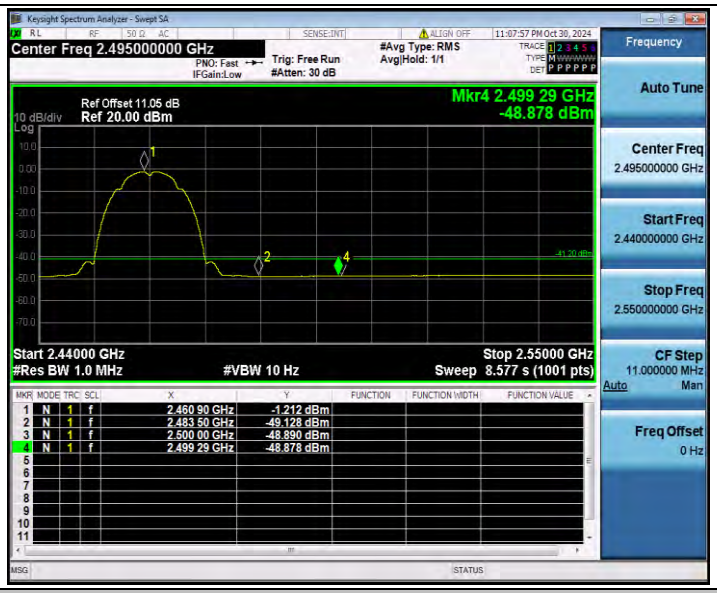

11B_Ant1_High_2462_Peak

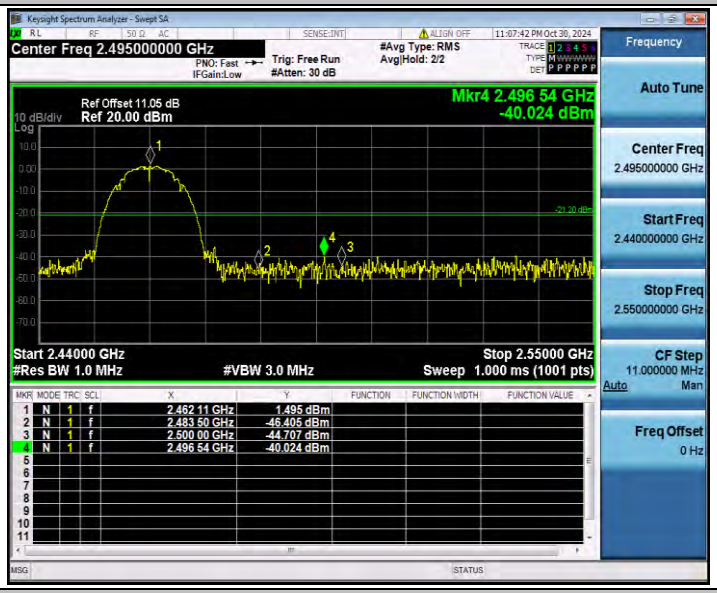

11G_Ant1_Low_2412_AV

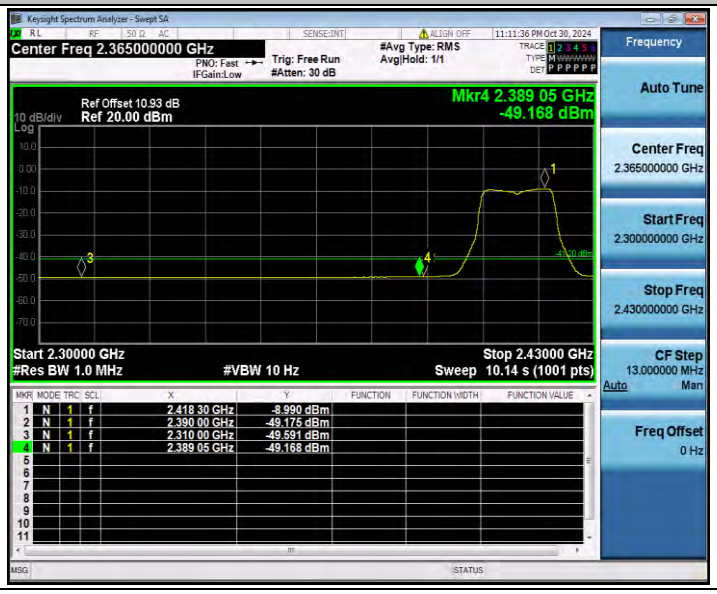

11G_Ant1_Low_2412_Peak

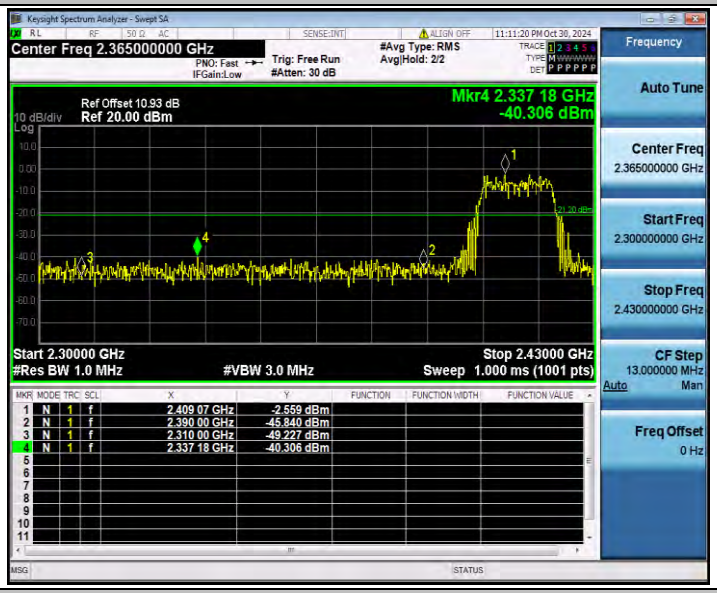

11G_Ant1_High_2462_AV

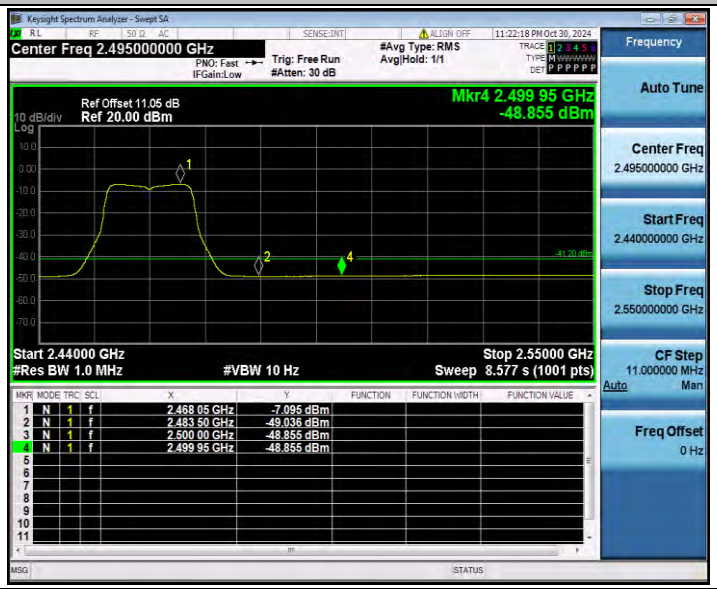

11G_Ant1_High_2462_Peak

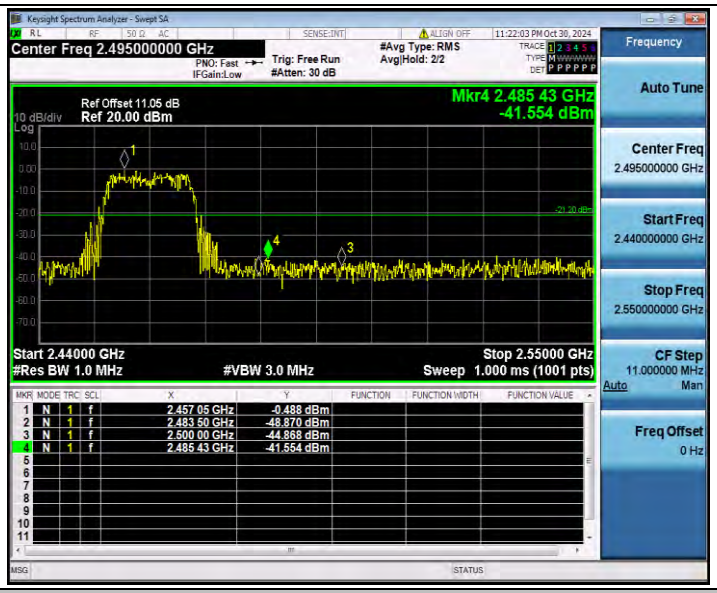

11N20SISO_Ant1_Low_2412_AV

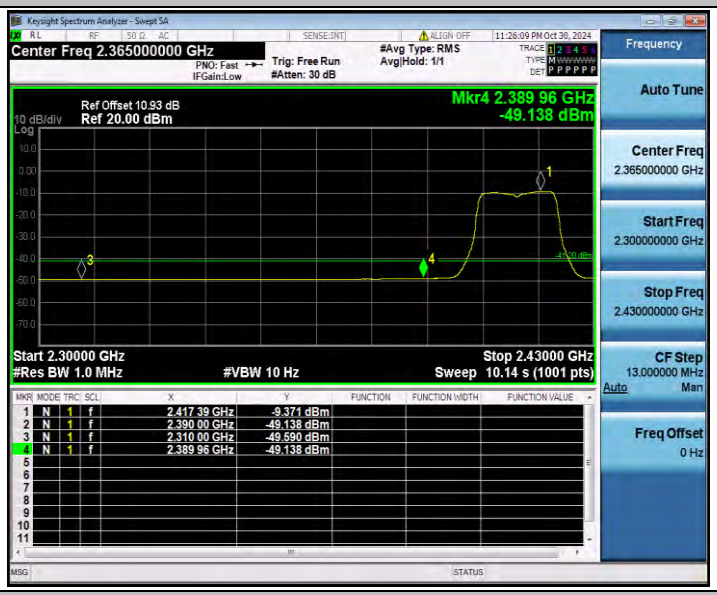

11N20SISO_Ant1_Low_2412_Peak

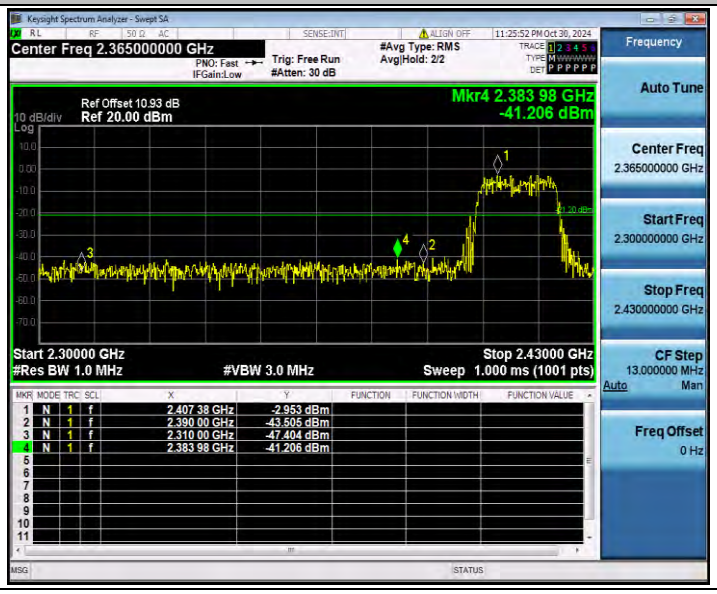

11N20SISO_Ant1_High_2462_AV

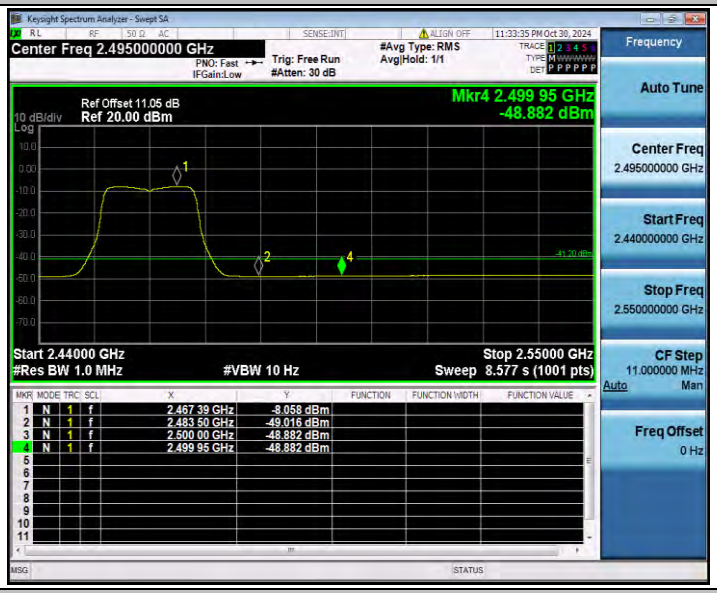

11N20SISO_Ant1_High_2462_Peak

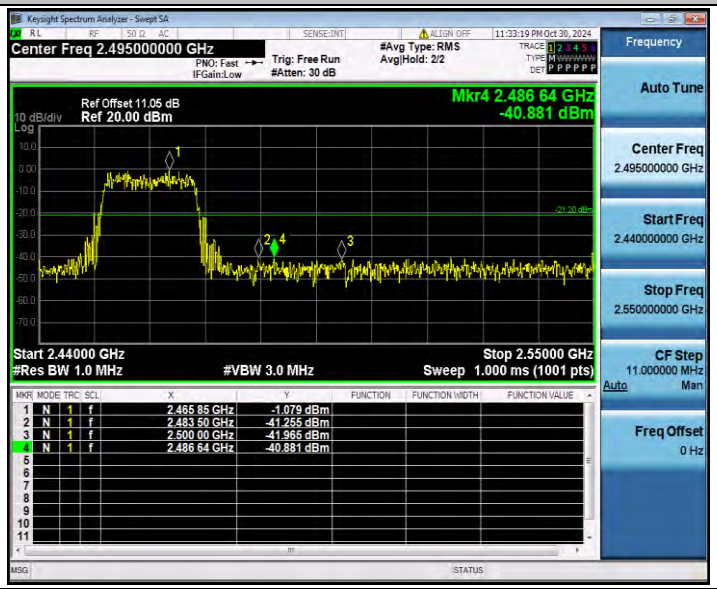

11N40SISO_Ant1_Low_2422_AV

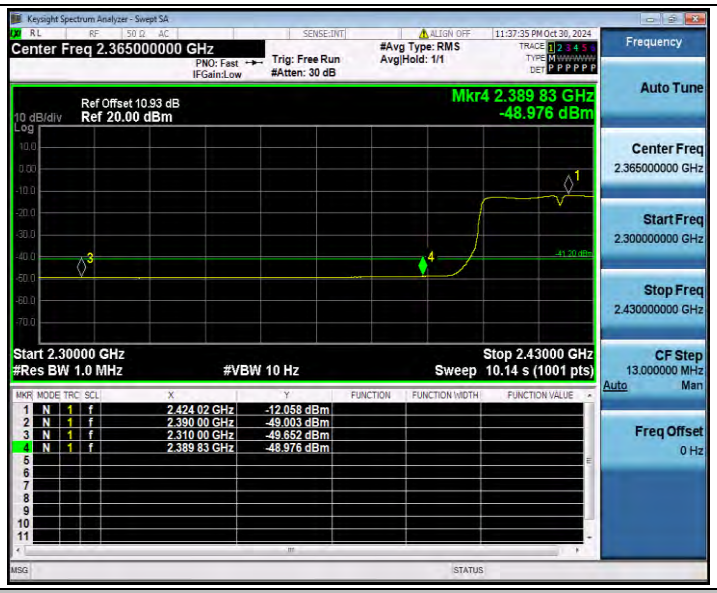

11N40SISO_Ant1_Low_2422_Peak

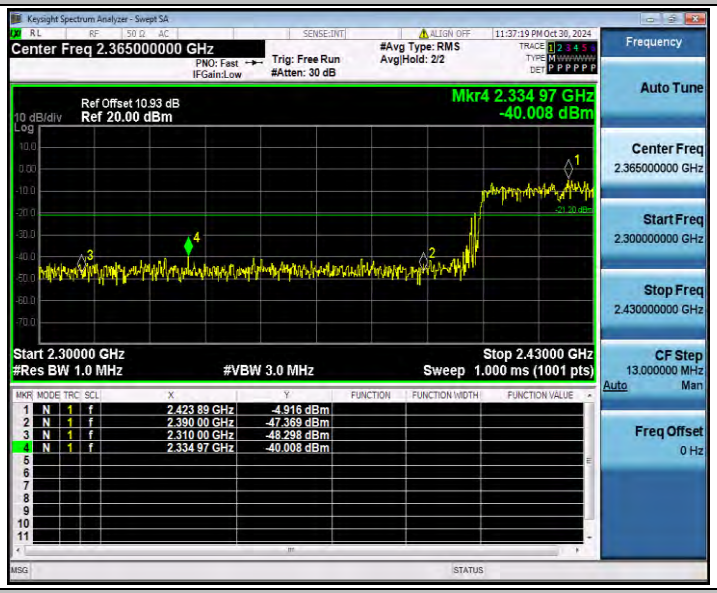

11N40SISO_Ant1_High_2452_AV

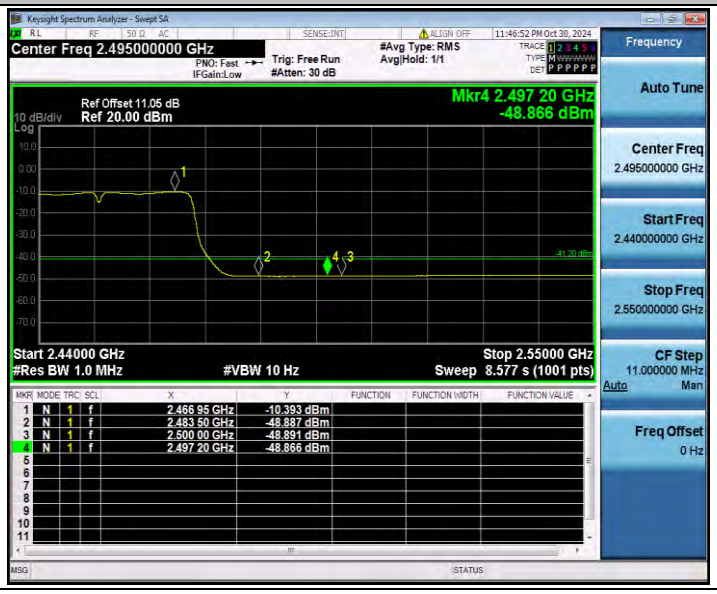
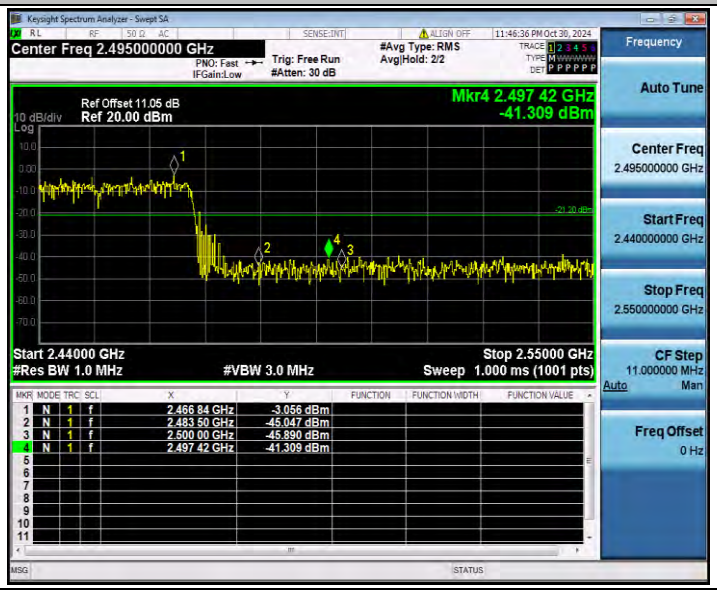
11N40SISO_Ant1_High_2452_Peak