Case No. : GTS20240620005-3-04	
Ambient Condition: 23 ℃, 54 %RH	
According Standard: ■Part15E	
Test Date: 2024.10.30	**Test Engineer:** Evan ouyang

Appendix D.1: Emission Bandwidth

Test Result

TestMode	Antenna	Freq(MHz)	26db EBW [MHz]	FL[MHz]	FH[MHz]	Limit[MHz]	Verdict
11A	Ant1	5180	21.600	5169.280	5190.880	---	---
		5200	21.800	5189.000	5210.800	---	---
		5240	21.840	5228.960	5250.800	---	---
11N20SISO	Ant1	5180	22.920	5168.480	5191.400	---	---
		5200	22.640	5188.560	5211.200	---	---
		5240	22.960	5228.240	5251.200	---	---
11N40SISO	Ant1	5190	43.840	5168.240	5212.080	---	---
		5230	43.920	5207.920	5251.840	---	---
11AC20SISO	Ant1	5180	22.760	5168.560	5191.320	---	---
		5200	23.000	5188.200	5211.200	---	---
		5240	23.040	5228.360	5251.400	---	---
11AC40SISO	Ant1	5190	43.440	5168.320	5211.760	---	---
		5230	44.000	5207.760	5251.760	---	---
11AC80SISO	Ant1	5210	83.520	5168.400	5251.920	---	---

Test Graphs

11A_Ant1_5180

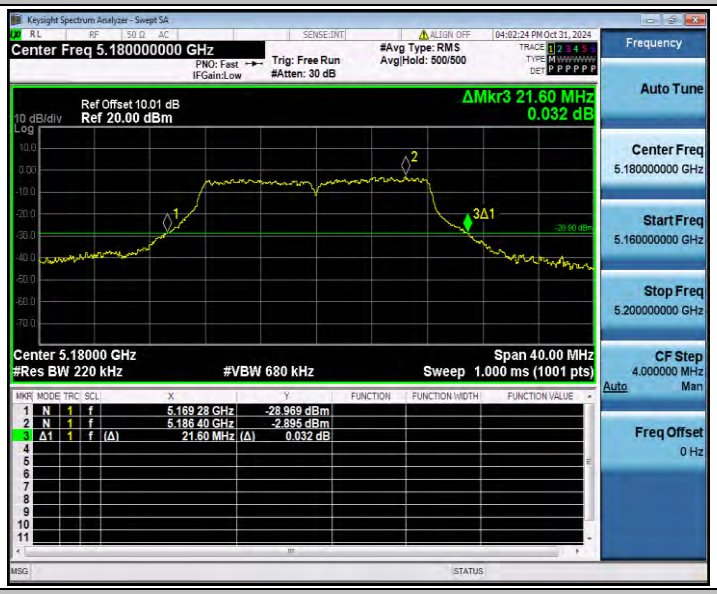

11A_Ant1_5200

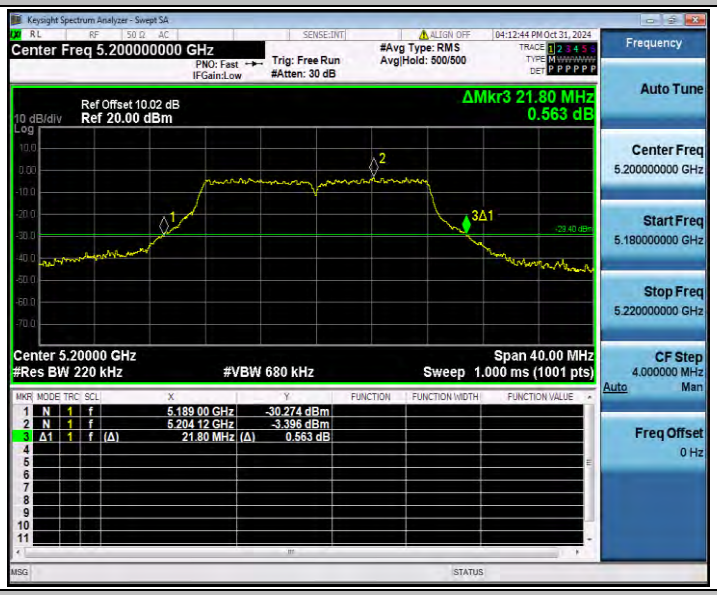

11A_Ant1_5240

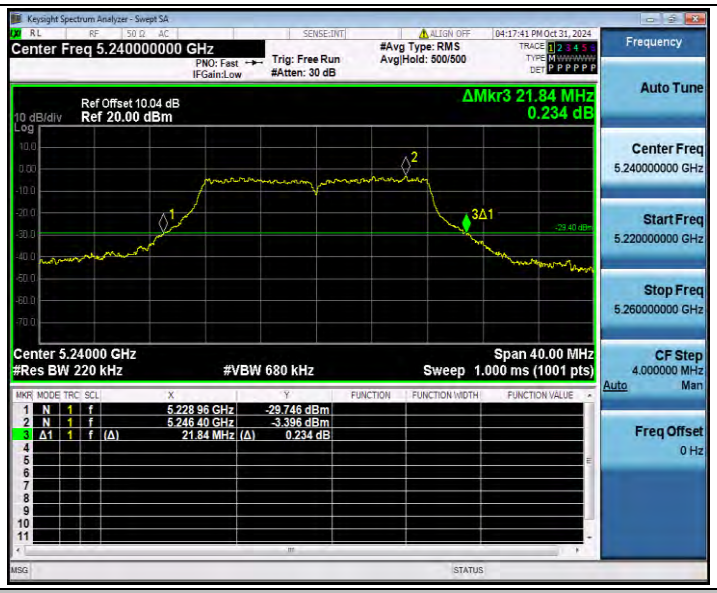

11N20SISO_Ant1_5180

11N20SISO_Ant1_5200

11N20SISO_Ant1_5240

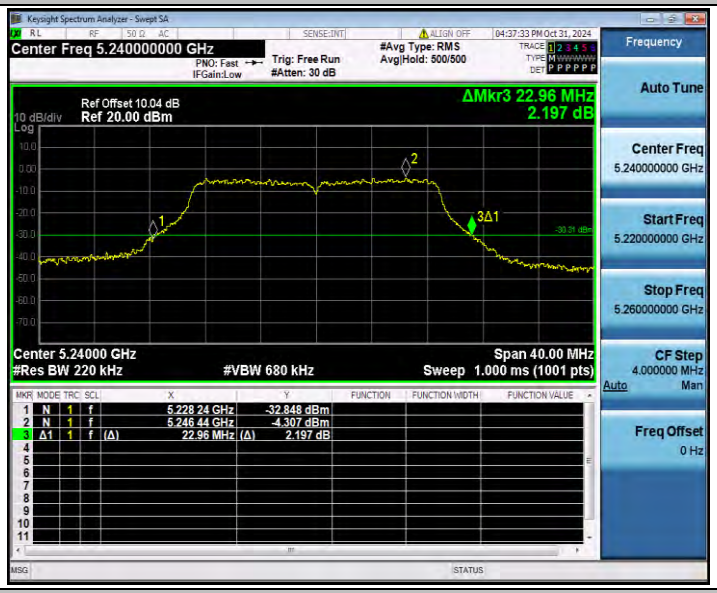

11N40SISO_Ant1_5190

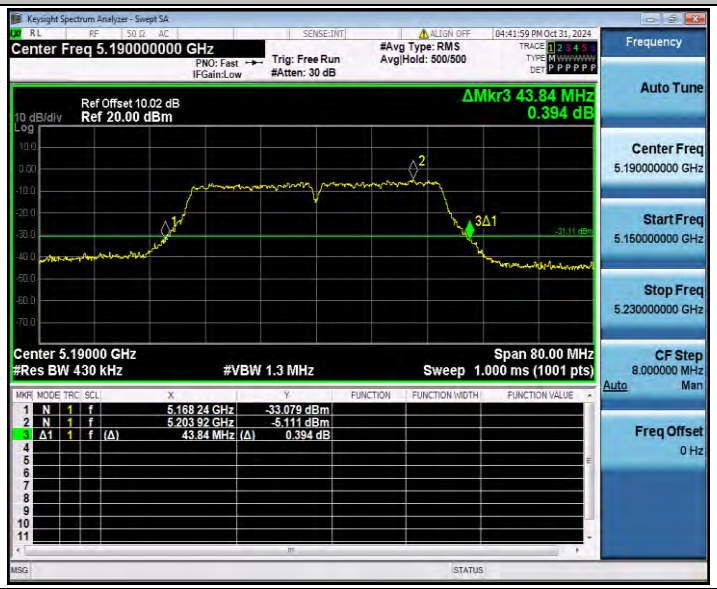

11N40SISO_Ant1_5230

11AC20SISO_Ant1_5180

11AC20SISO_Ant1_5200

11AC20SISO_Ant1_5240

11AC40SISO_Ant1_5190

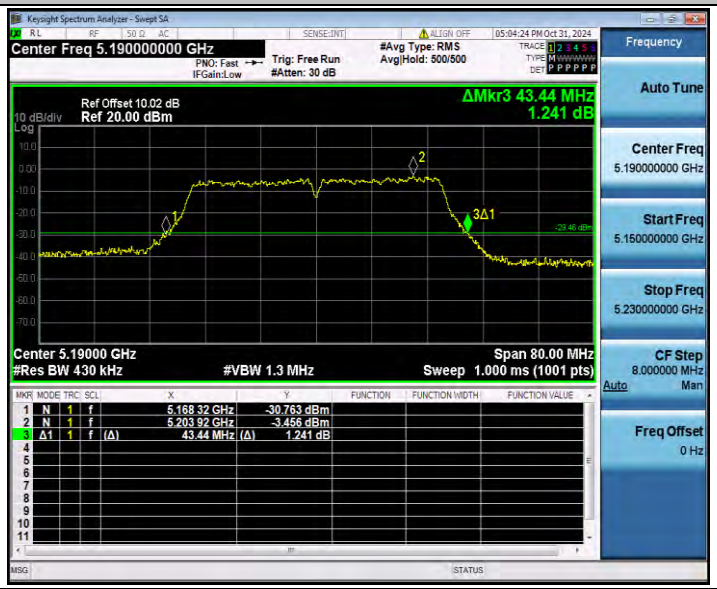

11AC40SISO_Ant1_5230

11AC80SISO_Ant1_5210

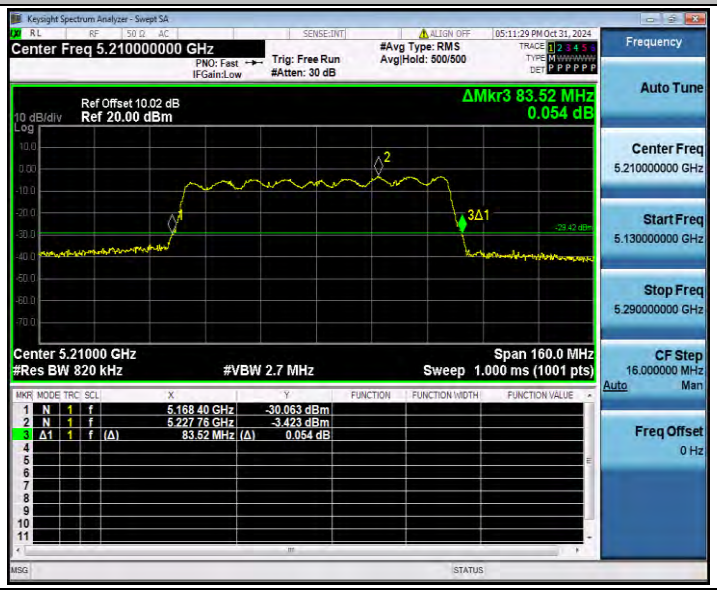

Appendix D.2: Occupied channel bandwidth

Test Result

TestMode	Antenna	Freq(MHz)	OCB [MHz]	FL[MHz]	FH[MHz]	Limit[MHz]	Verdict
11A	Ant1	5180	17.291	5171.2681	5188.5591	---	---
		5200	17.264	5191.2246	5208.4886	---	---
		5240	17.280	5231.2166	5248.4966	---	---
11N20SISO	Ant1	5180	18.338	5170.8084	5189.1464	---	---
		5200	18.275	5190.8090	5209.0840	---	---
		5240	18.332	5230.7622	5249.0942	---	---
11N40SISO	Ant1	5190	37.197	5171.5153	5208.7123	---	---
		5230	37.351	5211.3390	5248.6900	---	---
11AC20SISO	Ant1	5180	18.332	5170.8323	5189.1643	---	---
		5200	18.343	5190.7649	5209.1079	---	---
		5240	18.333	5230.7627	5249.0957	---	---
11AC40SISO	Ant1	5190	37.180	5171.5238	5208.7038	---	---
		5230	37.303	5211.3675	5248.6705	---	---
11AC80SISO	Ant1	5210	76.016	5172.2487	5248.2647	---	---

Test Graphs

11A_Ant1_5180

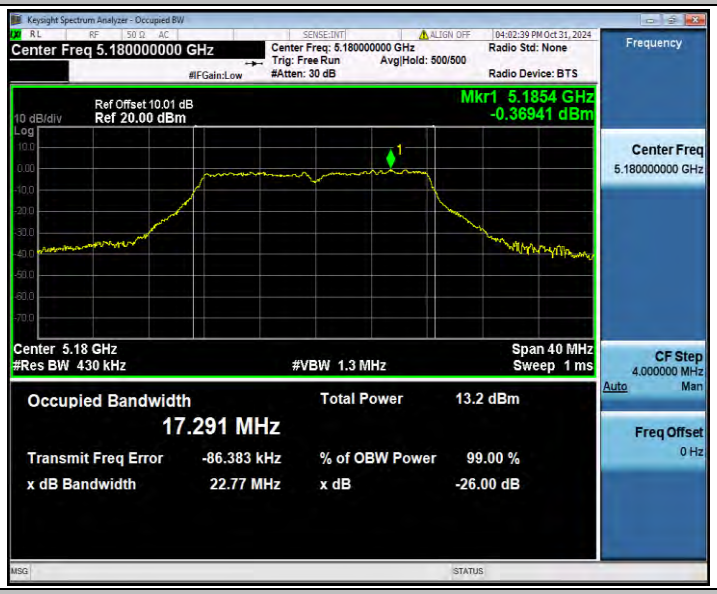

11A_Ant1_5200

11A_Ant1_5240

11N20SISO_Ant1_5180

11N20SISO_Ant1_5200

11N20SISO_Ant1_5240

11N40SISO_Ant1_5190

11N40SISO_Ant1_5230

11AC20SISO_Ant1_5180

11AC20SISO_Ant1_5200

11AC20SISO_Ant1_5240

11AC40SISO_Ant1_5190

11AC40SISO_Ant1_5230

11AC80SISO_Ant1_5210

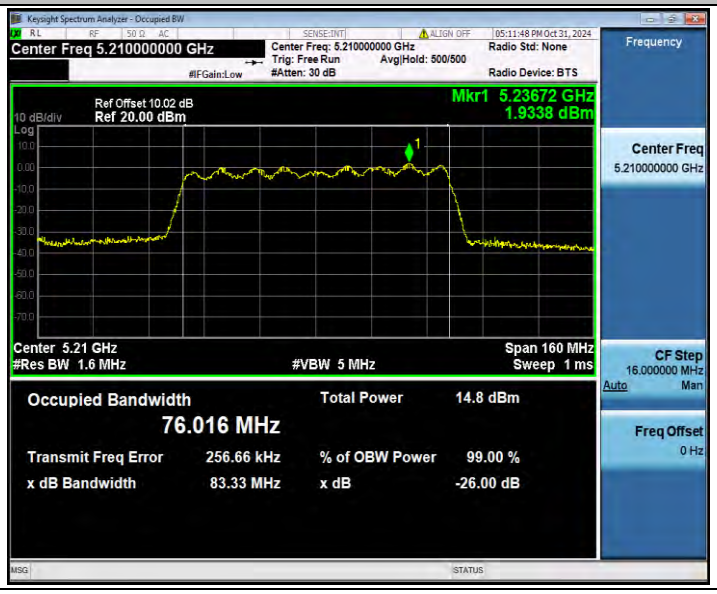

Appendix D.3: Duty Cycle

Test Result

TestMode	Antenna	Freq(MHz)	Transmission Duration [ms]	Transmission Period [ms]	Duty Cycle [%]	Duty Cycle Factor[dB]	1/T Factor[KHz]
11A	Ant1	5180	30.00	30.00	100.00	0.00	0.03
		5200	30.00	30.00	100.00	0.00	0.03
		5240	30.00	30.00	100.00	0.00	0.03
11N20SISO	Ant1	5180	30.00	30.00	100.00	0.00	0.03
		5200	30.00	30.00	100.00	0.00	0.03
		5240	30.00	30.00	100.00	0.00	0.03
11N40SISO	Ant1	5190	30.00	30.00	100.00	0.00	0.03
		5230	30.00	30.00	100.00	0.00	0.03
11AC20SISO	Ant1	5180	30.00	30.00	100.00	0.00	0.03
		5200	30.00	30.00	100.00	0.00	0.03
		5240	30.00	30.00	100.00	0.00	0.03
11AC40SISO	Ant1	5190	30.00	30.00	100.00	0.00	0.03
		5230	30.00	30.00	100.00	0.00	0.03
11AC80SISO	Ant1	5210	30.00	30.00	100.00	0.00	0.03

Test Graphs

11A_Ant1_5180

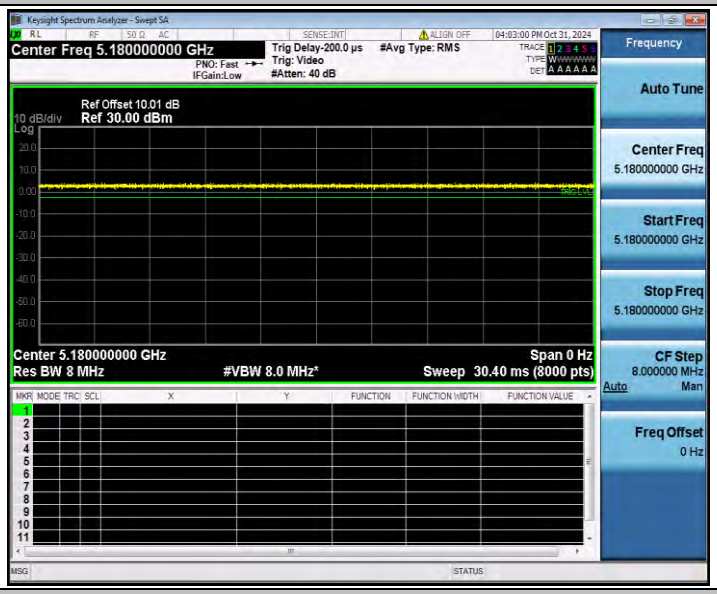

11A_Ant1_5200

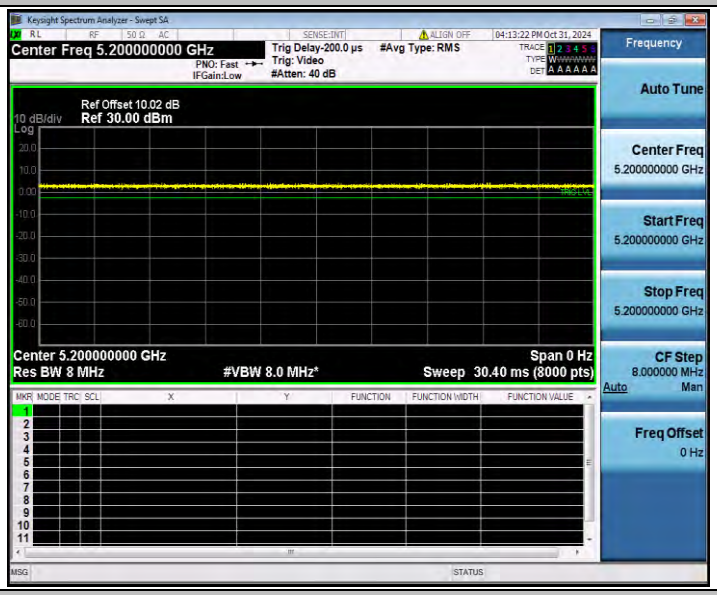

11A_Ant1_5240

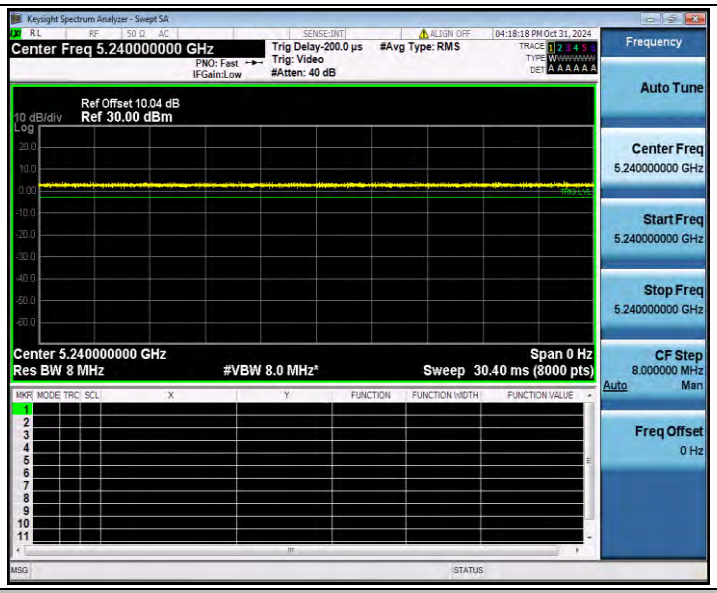

11N20SISO_Ant1_5180

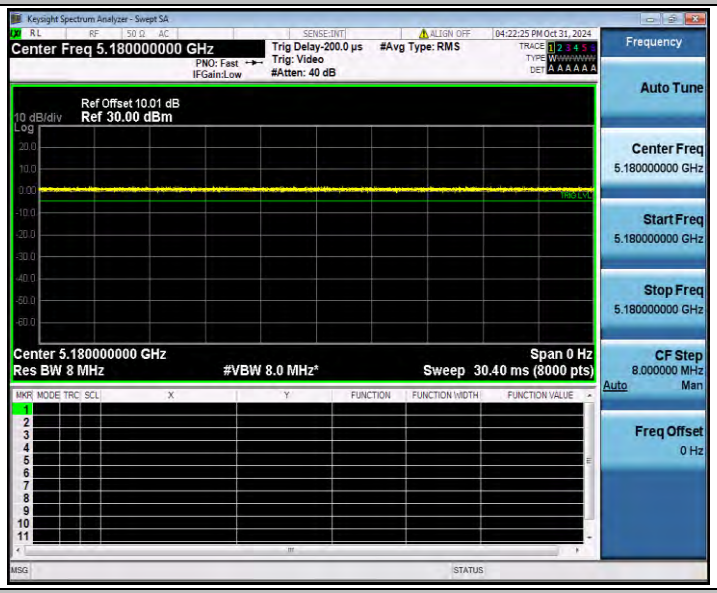

11N20SISO_Ant1_5200

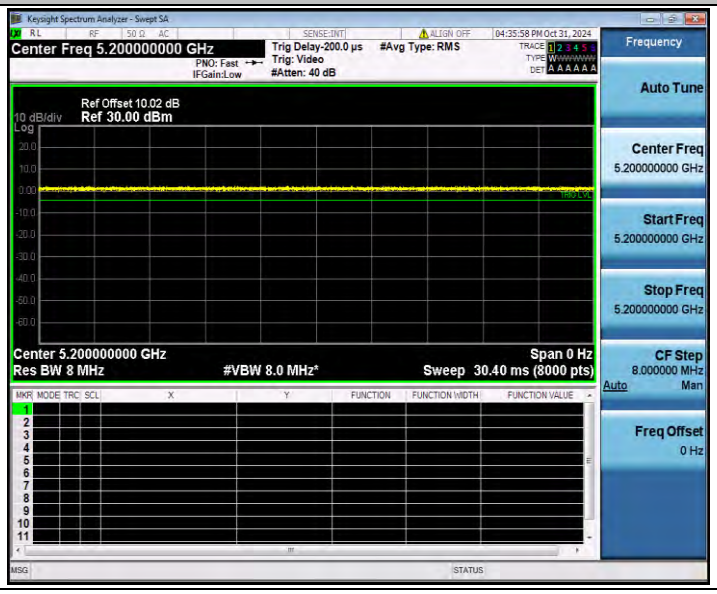

11N20SISO_Ant1_5240

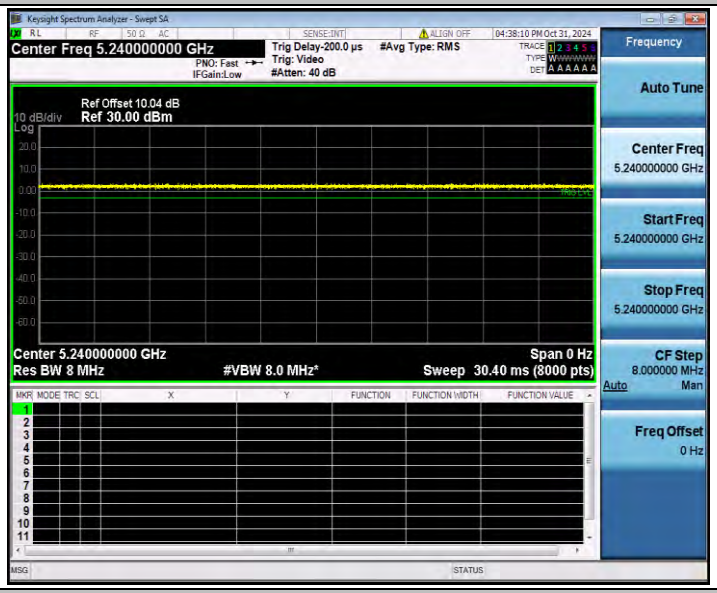

11N40SISO_Ant1_5190

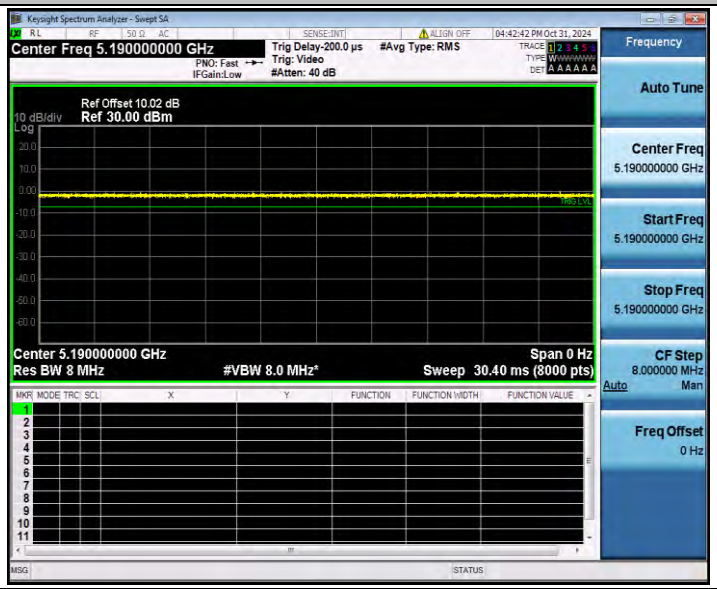

11N40SISO_Ant1_5230

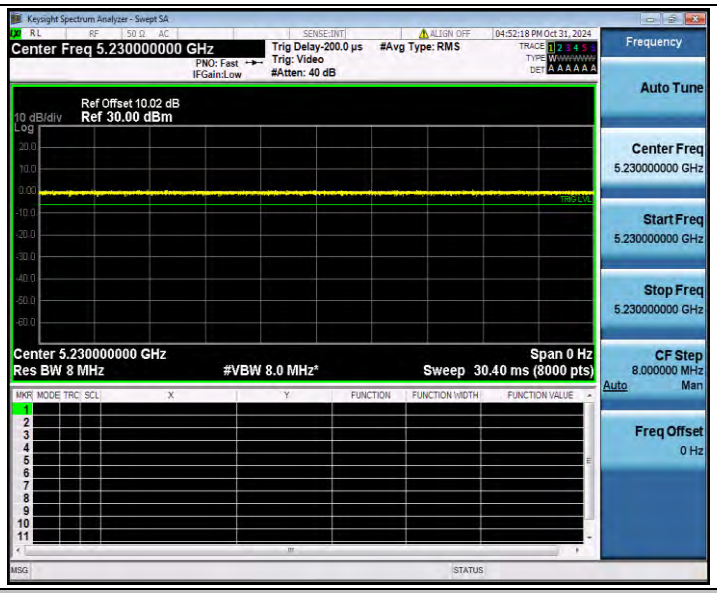

11AC20SISO_Ant1_5180

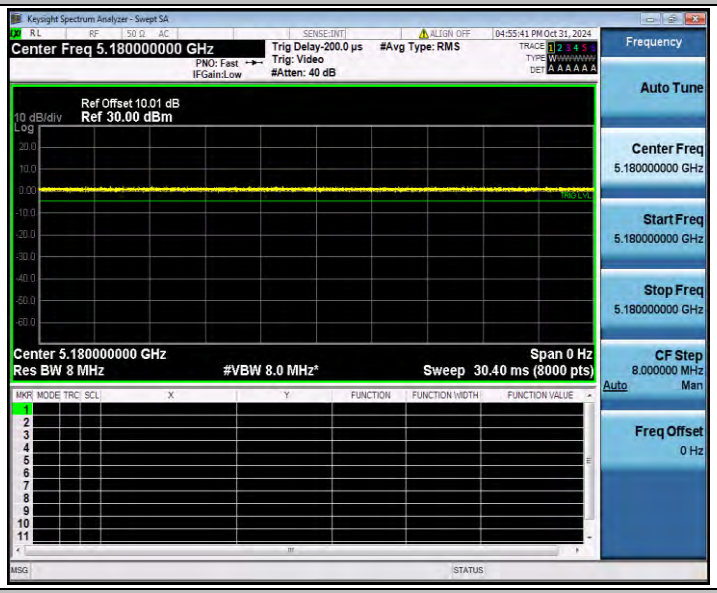

11AC20SISO_Ant1_5200

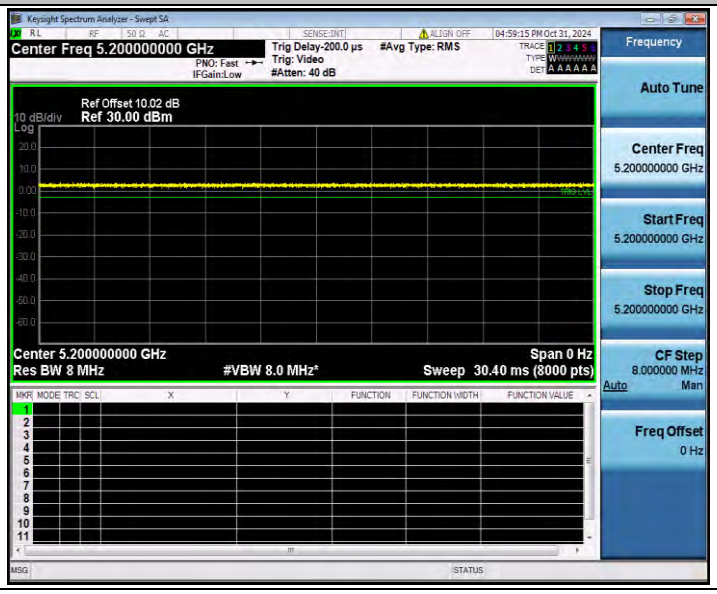

11AC20SISO_Ant1_5240

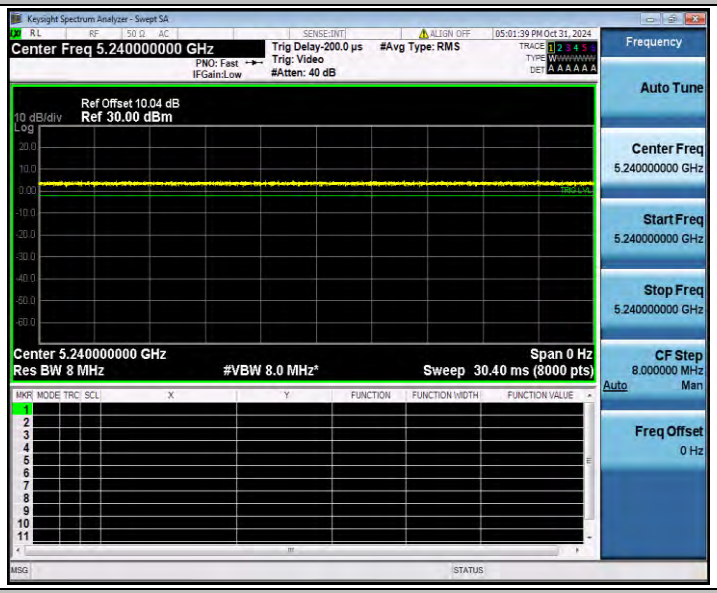

11AC40SISO_Ant1_5190

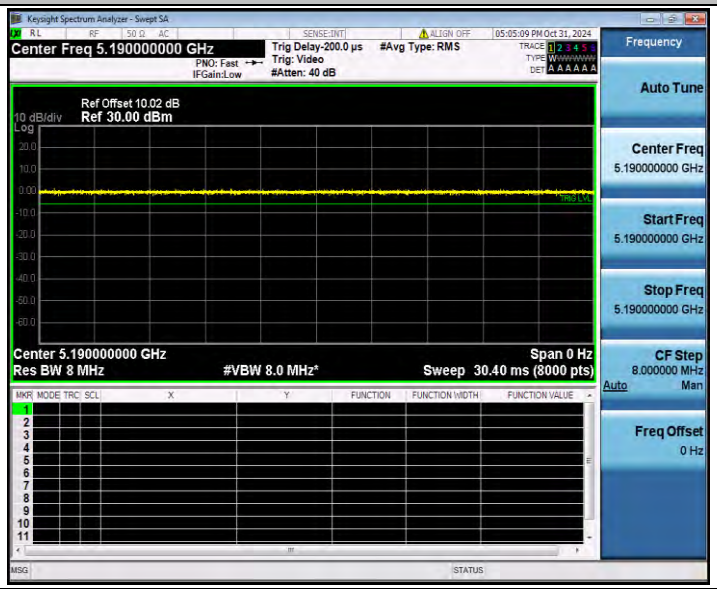

11AC40SISO_Ant1_5230

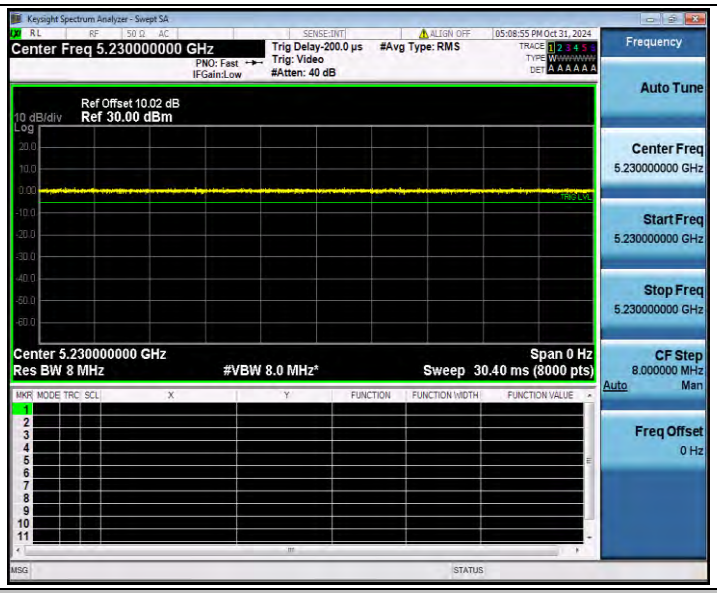

11AC80SISO_Ant1_5210

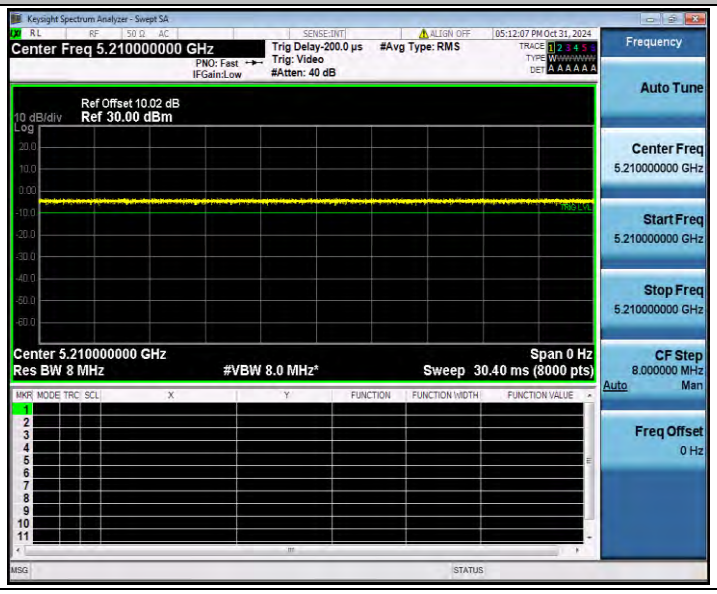

Appendix D.4: Maximum conducted output power

Test Result Channel Power

Test Mode	Antenna	Freq(MHz)	Channel Powert [dBm]	Duty Cycle [%]	DC Factor [dBm]	Result [dBm]	Limit [dBm]	Verdict
11A	Ant1	5180	6.76	100.00	0.00	6.76	≤23.98	PASS
		5200	6.70	100.00	0.00	6.70	≤23.98	PASS
		5240	6.53	100.00	0.00	6.53	≤23.98	PASS
11N20SISO	Ant1	5180	5.06	100.00	0.00	5.06	≤23.98	PASS
		5200	5.43	100.00	0.00	5.43	≤23.98	PASS
		5240	6.47	100.00	0.00	6.47	≤23.98	PASS
11N40SISO	Ant1	5190	4.98	100.00	0.00	4.98	≤23.98	PASS
		5230	6.17	100.00	0.00	6.17	≤23.98	PASS
11AC20SISO	Ant1	5180	5.11	100.00	0.00	5.11	≤23.98	PASS
		5200	6.84	100.00	0.00	6.84	≤23.98	PASS
		5240	7.59	100.00	0.00	7.59	≤23.98	PASS
11AC40SISO	Ant1	5190	6.40	100.00	0.00	6.40	≤23.98	PASS
		5230	7.15	100.00	0.00	7.15	≤23.98	PASS
11AC80SISO	Ant1	5210	6.00	100.00	0.00	6.00	≤23.98	PASS

Appendix D.5: Maximum power spectral density

Test Result

TestMode	Antenna	Freq(MHz)	Result [dBm/MHz]	Limit[dBm/MHz]	Verdict
11A	Ant1	5180	-4.33	≤11.00	PASS
		5200	-4.78	≤11.00	PASS
		5240	-4.81	≤11.00	PASS
11N20SISO	Ant1	5180	-6.41	≤11.00	PASS
		5200	-6.39	≤11.00	PASS
		5240	-5.31	≤11.00	PASS
11N40SISO	Ant1	5190	-9.22	≤11.00	PASS
		5230	-8.23	≤11.00	PASS
11AC20SISO	Ant1	5180	-6.43	≤11.00	PASS
		5200	-5.00	≤11.00	PASS
		5240	-4.11	≤11.00	PASS
11AC40SISO	Ant1	5190	-7.76	≤11.00	PASS
		5230	-7.26	≤11.00	PASS
11AC80SISO	Ant1	5210	-10.08	≤11.00	PASS

Note：1.The Result and Limit Unit is dBm/500 kHz in the band 5.725–5.85 GHz.
2.The Duty Cycle Factor and RBW Factor is compensated in the graph.

Test Graphs

11A_Ant1_5180

11A_Ant1_5200

11A_Ant1_5240

11N20SISO_Ant1_5180

11N20SISO_Ant1_5200

11N20SISO_Ant1_5240
11N40SISO_Ant1_5190
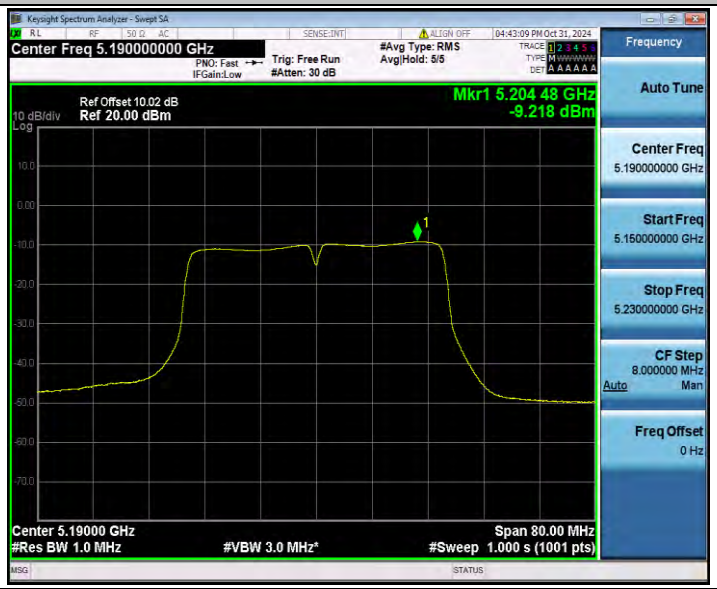
11N40SISO_Ant1_5230

11AC20SISO_Ant1_5180

11AC20SISO_Ant1_5200

11AC20SISO_Ant1_5240

11AC40SISO_Ant1_5190

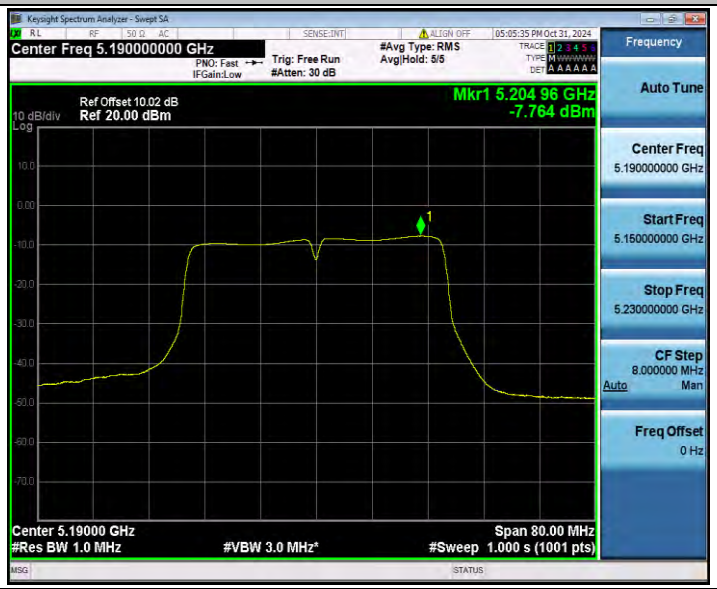

11AC40SISO_Ant1_5230

11AC80SISO_Ant1_5210