Manufacturer:Shenzhen Pengbian Industrial Technology Co., LTD
Address:Room 608,Building 4.1970 Science and Technology Town, Minzhi Street, Longhua District,Shenzhen

SPECIFICATIONS

CUSTOMER: _____

DESCRIPTION: Chip Antenna

CUSTOMER PART NO: _____

OUR MODEL NO: PBX2012MA04

DATE: _____

PLEASE RETURN TO US ONE COPY OF "SPECIFICATION FOR APPROVAL" WITH YOUR APPROVED SIGNATURES

examine	Wang hai	audit	Liu fei	make	Liu xiaomei

APPROVED SIGNATURE			

PBX2012MA04 Specification

Operating Temp. : -40℃~+85℃

1. FEATURES:

- Light weight, compact
- Wide bandwidth, low cost
- Built-in antenna with high gain

2. APPLICATIONS:

- Bluetooth, Wireless LAN, Mobile TV
- Home RF System, etc

3. PRODUCT IDENTIFICATION

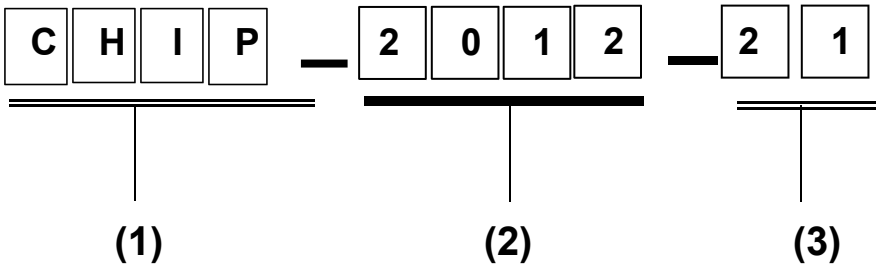

(1) Product type: Multilayer chip Antenna

(2) External Dimensions (L×W) (mm): 2.0*1.2

4. SHAPE AND DIMENSIONS:

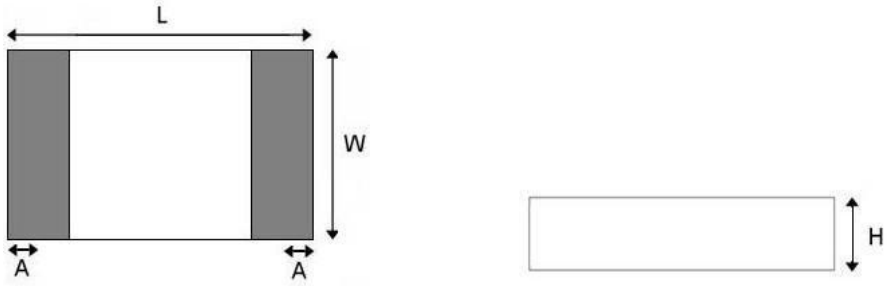

SHAPE AND DIMENSIONS

L	W	H	A
2.0±0.2	1.2±0.2	0.55±0.1	0.4±0.1

UNLESS OTHER SPECIFIED TOLERANCES ON: X=± X.X=± X.XX= ANGLES=± HOLEDIA=±		Shenzhen Pengbian Industrial Technology Co., LTD
SCALE: N/A	UNIT: mm	THIS DRAWINGS AND SPECIFICATIONS ARE THE PROPERTY OF PBXY TECHNOLOGY Limited AND SHALL NOT BE REPRODUCED OR USED AS THE BASIS FOR THE MANUFACTURE OR SALE OF APPARATUS OR DEVICES WITHOUT PERMISSION
DRAWN BY : Sera	CHECKED BY: XD	
DESIGNED BY: Sera	APPROVED BY: XD	
TITLE: CHIP2450-21 Specification	DOCUMENT NO. 2012	SPEC REV. P1

TERMINAL-CONFIGURATION



EVALUATION BOARD

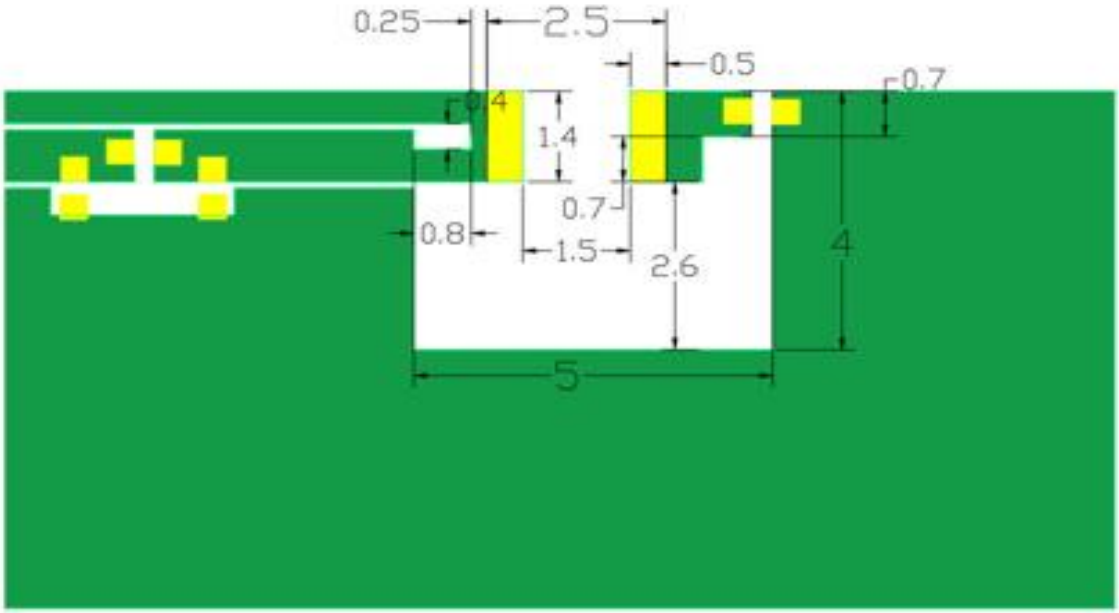

APPLICATION GUIDE

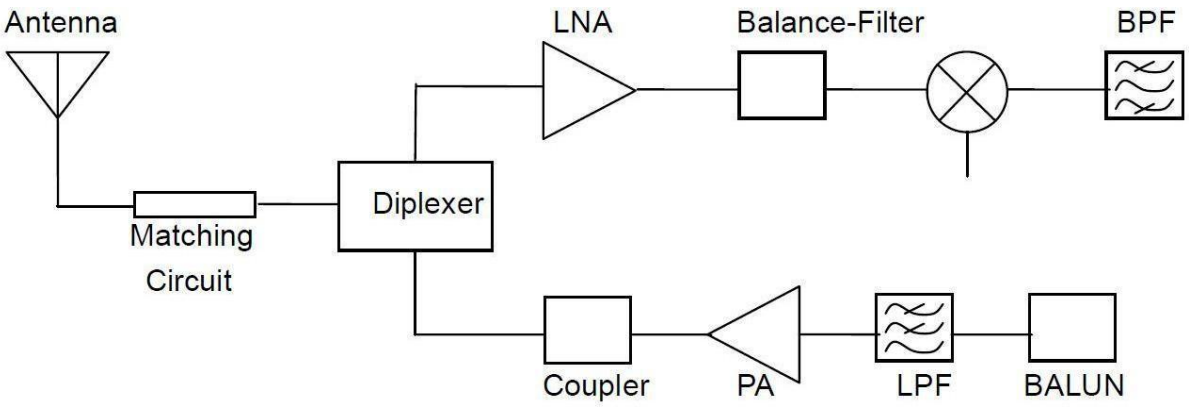

UNLESS OTHER SPECIFIED TOLERANCES ON: X=± X.X=± X.XX= ANGLES=± HOLEDIA=±		Shenzhen Pengbian Industrial Technology Co., LTD
SCALE：N/A	UNIT：mm	THIS DRAWINGS AND SPECIFICATIONS ARE THE PROPERTY OF PBXY TECHNOLOGY Limited AND SHALL NOT BE REPRODUCED OR USED AS THE BASIS FOR THE MANUFACTURE OR SALE OF APPARATUS OR DEVICES WITHOUT PERMISSION
DRAWN BY : Sera	CHECKED BY: XD	
DESIGNED BY: Sera	APPROVED BY: XD	
TITLE：CHIP2450-21 Specification	DOCUMENT NO. 2012	SPEC REV. P1

5. SPECIFICATIONS:

ITEM	SPECIFICATION
Frequency Band	2400MHz～2483MHz
VSWR	Less than 3
Polarization	Linear
*Peak Gain	2.48 dBi Typ.
*Peak Efficiency	72.6% Typ.
Impedance	50Ω Typ.

* Test condition: Test board size 98*65 mm

Matching circuit: Pi matching circuit will be required

6. Electrical Characteristics :

VSWR

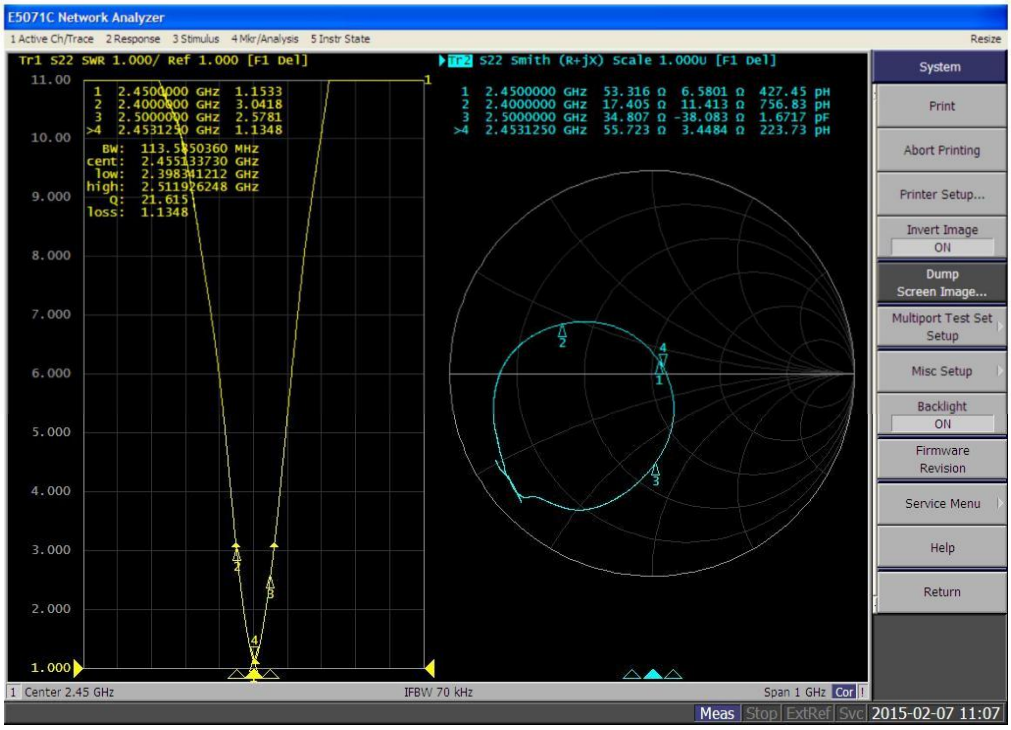

Mark	Frequency	VSWR
1	2400 MHz	3.04
2	2450 MHz	1.15
3	2500 MHz	2.57

THIS DRAWINGS AND SPECIFICATIONS ARE THE PROPERTY OF PBXY TECHNOLOGY Limited AND SHALL NOT BE REPRODUCED OR USED AS THE BASIS FOR THE MANUFACTURE OR SALE OF APPARATUS OR DEVICES WITHOUT PERMISSION

Radiation Pattern

The Gain pattern is measured in INPAQ's FAR-field chamber. DUT is placed on the table of rotator,a standard horn antenna and Vector Network Analyzer is used to collect data.

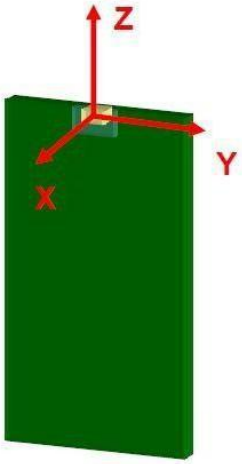

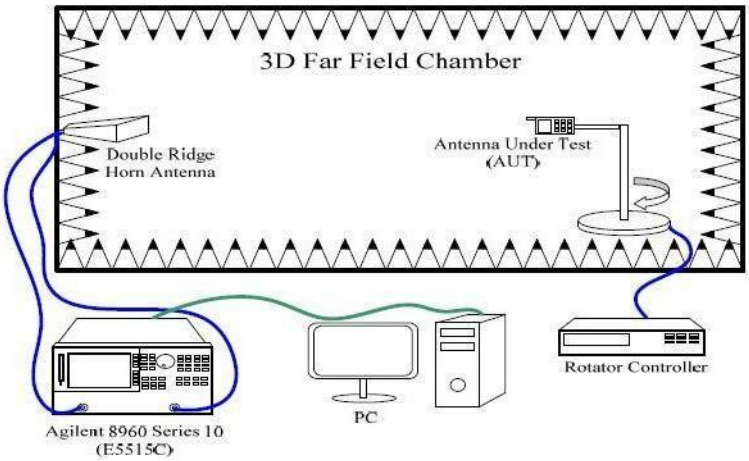

◎ 3D Gain Pattern (2400 MHz)

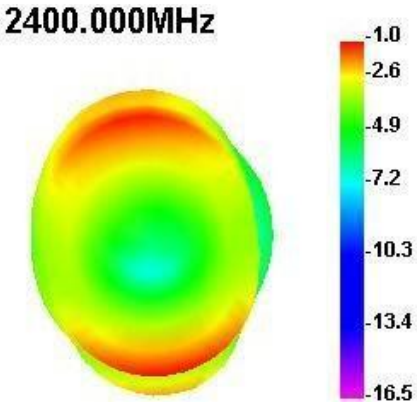

◎ 2D Gain Pattern (2400 MHz)

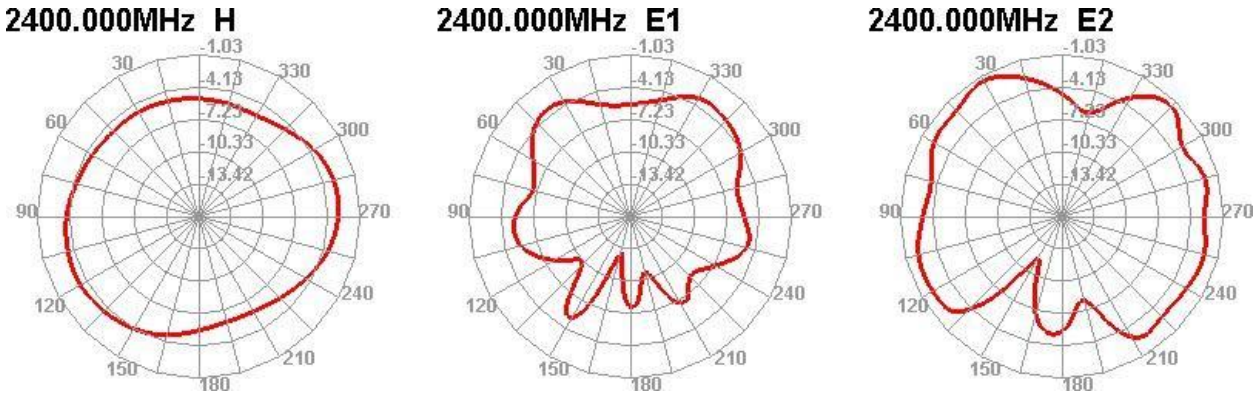

UNLESS OTHER SPECIFIED TOLERANCES ON: X=± X.X=± X.XX= ANGLES=± HOLEDIA=±		Shenzhen Pengbian Industrial Technology Co., LTD	
SCALE: N/A	UNIT: mm	THIS DRAWINGS AND SPECIFICATIONS ARE THE PROPERTY OF PBXY TECHNOLOGY Limited AND SHALL NOT BE REPRODUCED OR USED AS THE BASIS FOR THE MANUFACTURE OR SALE OF APPARATUS OR DEVICES WITHOUT PERMISSION	
DRAWN BY : Sera	CHECKED BY: XD		
DESIGNED BY: Sera	APPROVED BY: XD		
TITLE: CHIP2450-21 Specification		DOCUMENT NO. 2012	SPEC REV. P1