Band5_10MHz_QPSK_HCH_844MHz_RB_50_0_NTNV

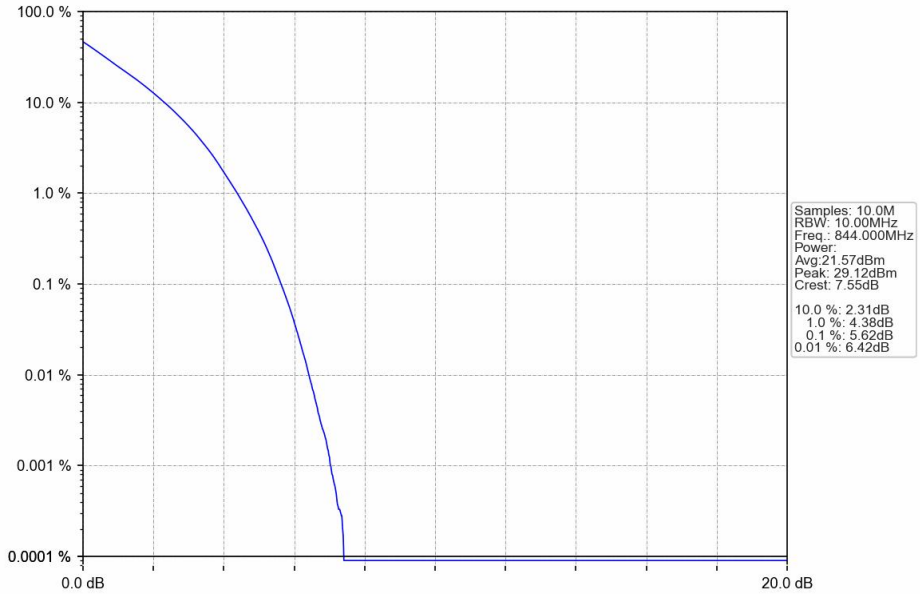

Band5_10MHz_16QAM_LCH_829MHz_RB_50_0_NTNV

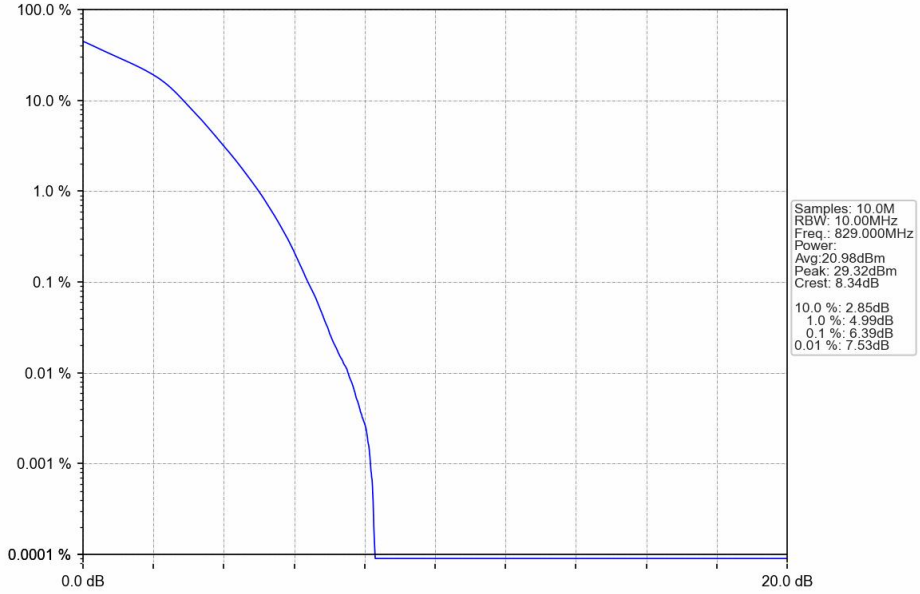

Band5_10MHz_16QAM_MCH_836.5MHz_RB_50_0_NTNV

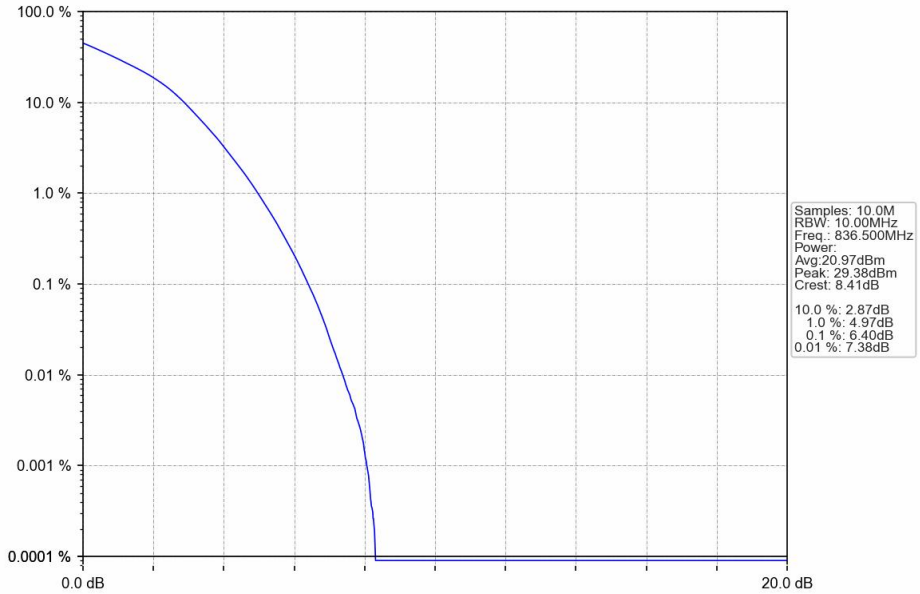

Band5_10MHz_16QAM_HCH_844MHz_RB_50_0_NTNV

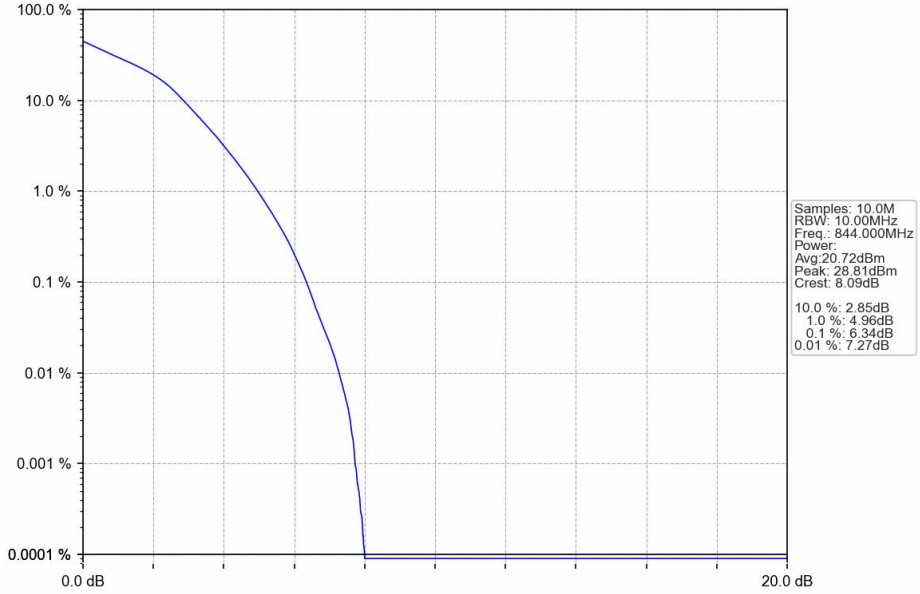

5. Conducted Emission and Band Edge

5.1 Test Result

5.1.1 B5_1.4MHz

Band: 5 / Bandwidth: 1.4MHz / NTNV						
Modulation	Frequency (MHz)	RB Allocation		Spurious Emission		Verdict
		Size	Offset	Result	Limit	
QPSK	824.7	1	0	Refer To Test Graph		Pass
		6	0	Refer To Test Graph		Pass
	836.5	1	0	Refer To Test Graph		Pass
	848.3	1	0	Refer To Test Graph		Pass
			5	Refer To Test Graph		Pass
		6	0	Refer To Test Graph		Pass
16QAM	824.7	1	0	Refer To Test Graph		Pass
		6	0	Refer To Test Graph		Pass
	836.5	1	0	Refer To Test Graph		Pass
	848.3	1	0	Refer To Test Graph		Pass
			5	Refer To Test Graph		Pass
		6	0	Refer To Test Graph		Pass

5.1.2 B5_3MHz

Band: 5 / Bandwidth: 3MHz / NTNV						
Modulation	Frequency (MHz)	RB Allocation		Spurious Emission		Verdict
		Size	Offset	Result	Limit	
QPSK	825.5	1	0	Refer To Test Graph		Pass
		15	0	Refer To Test Graph		Pass
	836.5	1	0	Refer To Test Graph		Pass
	847.5	1	0	Refer To Test Graph		Pass
			14	Refer To Test Graph		Pass
		15	0	Refer To Test Graph		Pass
16QAM	825.5	1	0	Refer To Test Graph		Pass
		15	0	Refer To Test Graph		Pass
	836.5	1	0	Refer To Test Graph		Pass
	847.5	1	0	Refer To Test Graph		Pass
			14	Refer To Test Graph		Pass
		15	0	Refer To Test Graph		Pass

5.1.3 B5_5MHz

Band: 5 / Bandwidth: 5MHz / NTNV						
Modulation	Frequency (MHz)	RB Allocation		Spurious Emission		Verdict
		Size	Offset	Result	Limit	
QPSK	826.5	1	0	Refer To Test Graph		Pass
		25	0	Refer To Test Graph		Pass
	836.5	1	0	Refer To Test Graph		Pass
	846.5	1	0	Refer To Test Graph		Pass
			24	Refer To Test Graph		Pass
		25	0	Refer To Test Graph		Pass
16QAM	826.5	1	0	Refer To Test Graph		Pass
		25	0	Refer To Test Graph		Pass

	836.5	1	0	Refer To Test Graph	Pass
	846.5	1	0	Refer To Test Graph	Pass
			24	Refer To Test Graph	Pass
		25	0	Refer To Test Graph	Pass

5.1.4 B5_10MHz

Band: 5 / Bandwidth: 10MHz / NTNV						
Modulation	Frequency (MHz)	RB Allocation		Spurious Emission		Verdict
		Size	Offset	Result	Limit	
QPSK	829	1	0	Refer To Test Graph		Pass
		50	0	Refer To Test Graph		Pass
	836.5	1	0	Refer To Test Graph		Pass
	844	1	0	Refer To Test Graph		Pass
			49	Refer To Test Graph		Pass
		50	0	Refer To Test Graph		Pass
16QAM	829	1	0	Refer To Test Graph		Pass
		50	0	Refer To Test Graph		Pass
	836.5	1	0	Refer To Test Graph		Pass
	844	1	0	Refer To Test Graph		Pass
			49	Refer To Test Graph		Pass
		50	0	Refer To Test Graph		Pass

5.2 Test Graph

5.2.1 B5_1.4MHz

Band5_1.4MHz_QPSK_LCH_824.7MHz_RB_1_0_NTNV

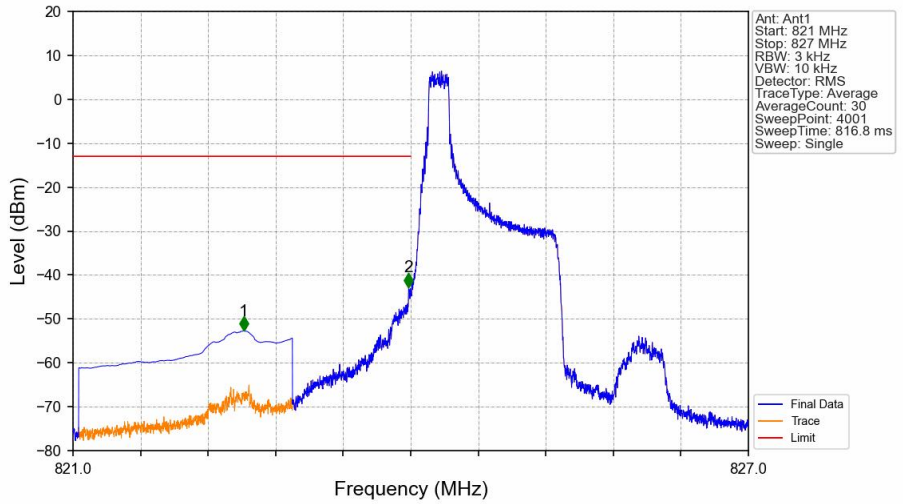

Start (MHz)	Stop (MHz)	RBW (MHz)	Method	Marker No.	Freq (MHz)	Level (dBm)	Limit (dBm)	Result
821	823	0.1	CHP	1	822.515	-52.66	-13	Pass
823	824	0.003	/	2	823.982	-42.70	-13	Pass
824	827	0.003	/	/	/	/	/	/

Band5_1.4MHz_QPSK_LCH_824.7MHz_RB_1_0_NTNV

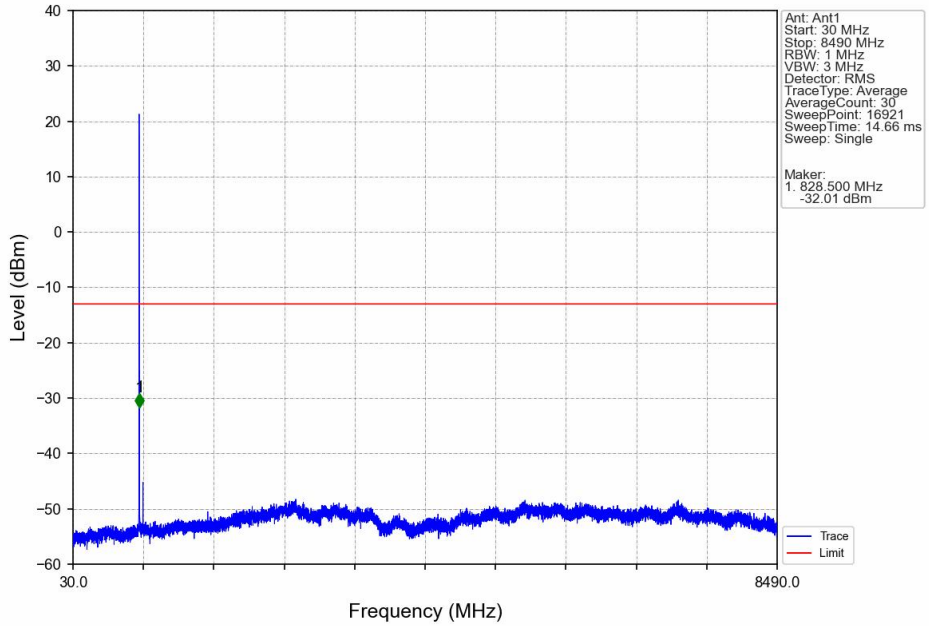

Band5_1.4MHz_QPSK_LCH_824.7MHz_RB_6_0_NTNV

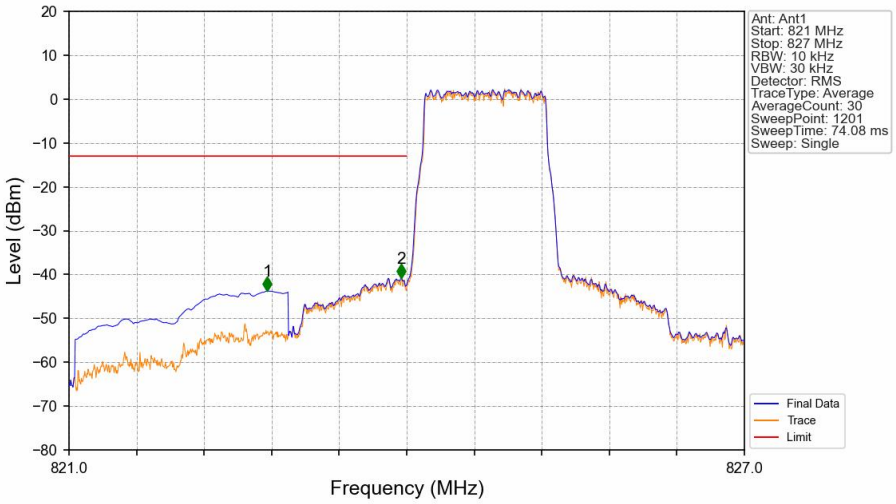

Start (MHz)	Stop (MHz)	RBW (MHz)	Method	Marker No.	Freq (MHz)	Level (dBm)	Limit (dBm)	Result
821	823	0.1	CHP	1	822.760	-43.77	-13	Pass
823	824	0.013	CHP	2	823.950	-40.74	-13	Pass
824	827	0.013	CHP	/	/	/	/	/

Band5_1.4MHz_QPSK_MCH_836.5MHz_RB_1_0_NTNV

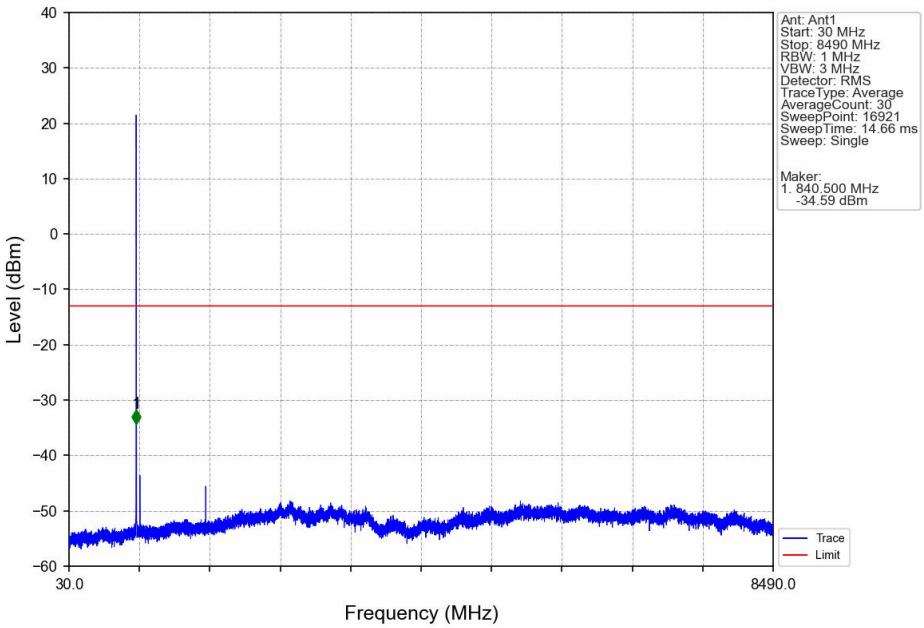

Band5_1.4MHz_QPSK_HCH_848.3MHz_RB_1_0_NTNV

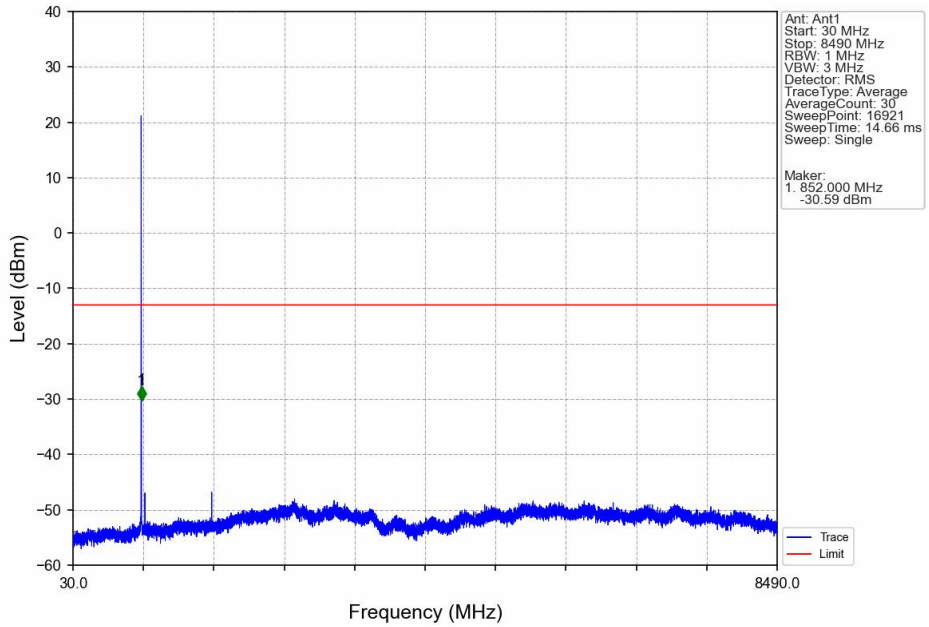

Band5_1.4MHz_QPSK_HCH_848.3MHz_RB_1_5_NTNV

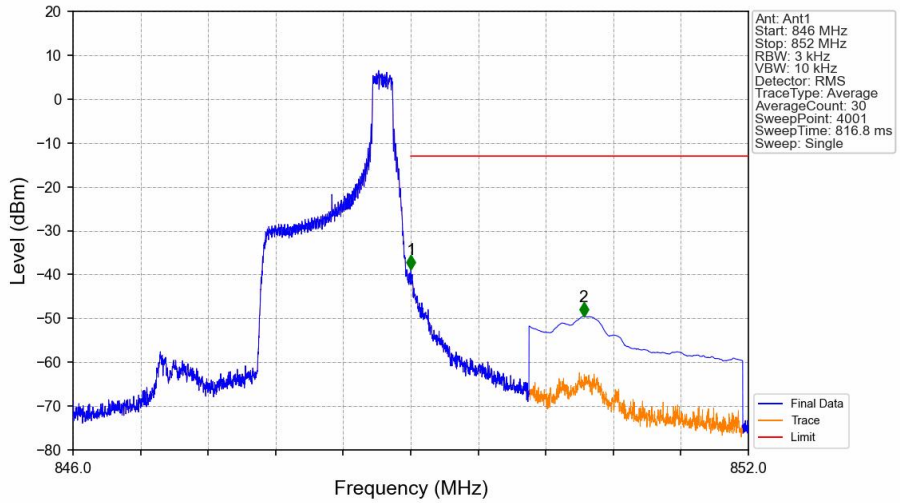

Start (MHz)	Stop (MHz)	RBW (MHz)	Method	Marker No.	Freq (MHz)	Level (dBm)	Limit (dBm)	Result
846	849	0.003	/	/	/	/	/	/
849	850	0.003	/	1	849.001	-38.73	-13	Pass
850	852	0.1	CHP	2	850.536	-49.44	-13	Pass

Band5_1.4MHz_QPSK_HCH_848.3MHz_RB_6_0_NTNV

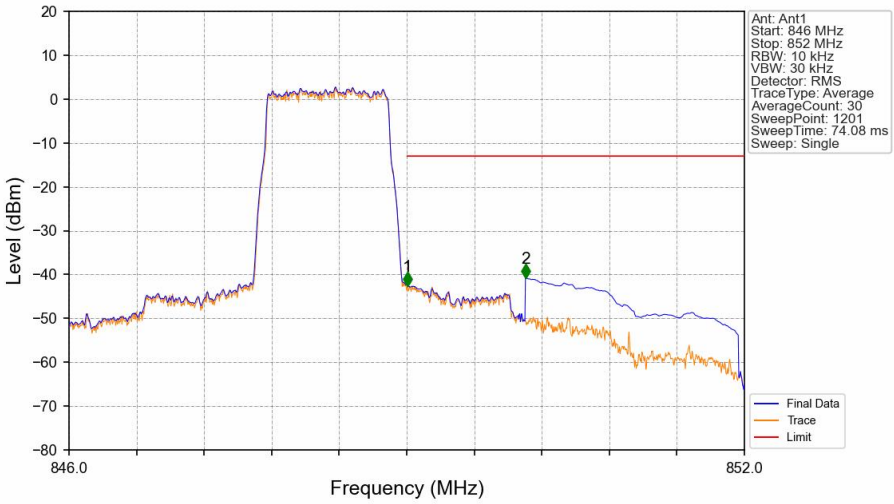

Start (MHz)	Stop (MHz)	RBW (MHz)	Method	Marker No.	Freq (MHz)	Level (dBm)	Limit (dBm)	Result
846	849	0.013	CHP	/	/	/	/	/
849	850	0.013	CHP	1	849.005	-42.57	-13	Pass
850	852	0.1	CHP	2	850.055	-40.79	-13	Pass

Band5_1.4MHz_16QAM_LCH_824.7MHz_RB_1_0_NTNV

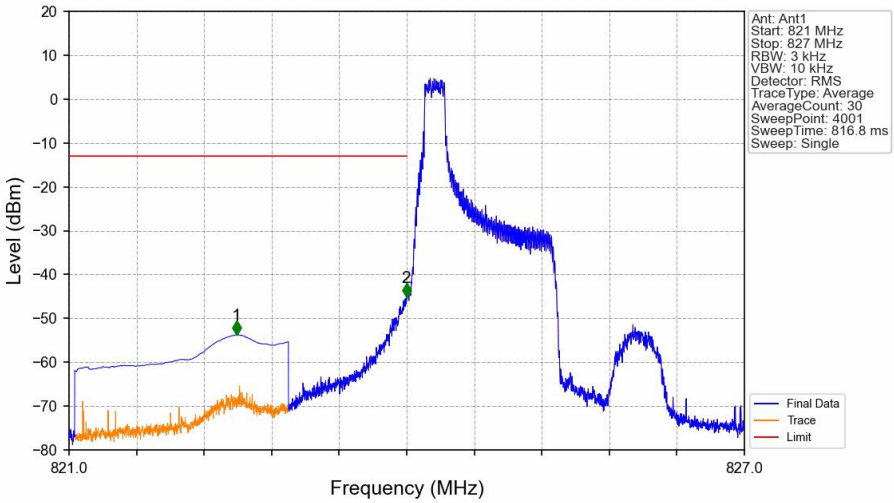

Start (MHz)	Stop (MHz)	RBW (MHz)	Method	Marker No.	Freq (MHz)	Level (dBm)	Limit (dBm)	Result
821	823	0.1	CHP	1	822.486	-53.72	-13	Pass
823	824	0.003	/	2	823.997	-45.18	-13	Pass
824	827	0.003	/	/	/	/	/	/

Band5_1.4MHz_16QAM_LCH_824.7MHz_RB_1_0_NTNV

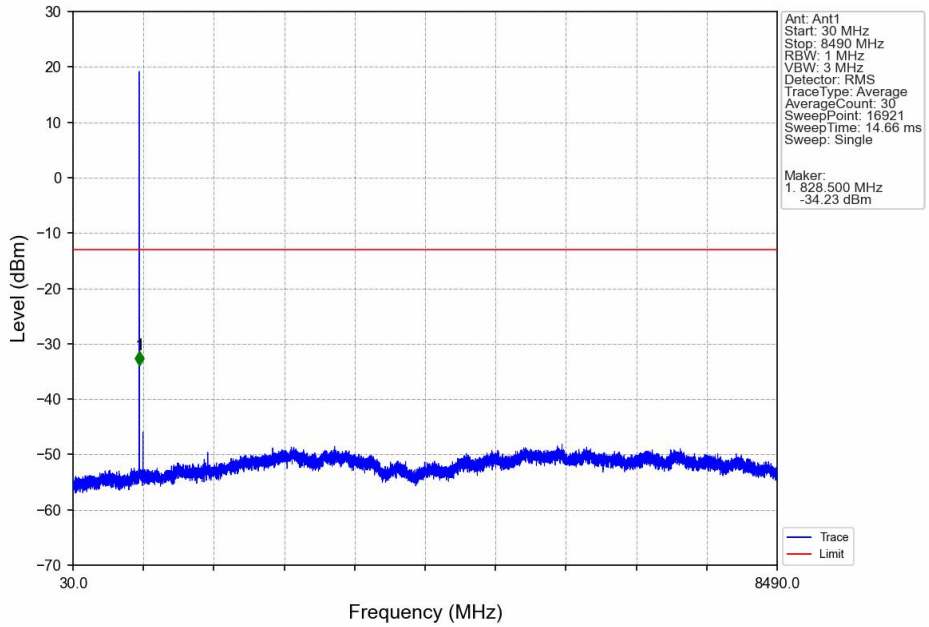

Band5_1.4MHz_16QAM_LCH_824.7MHz_RB_6_0_NTNV

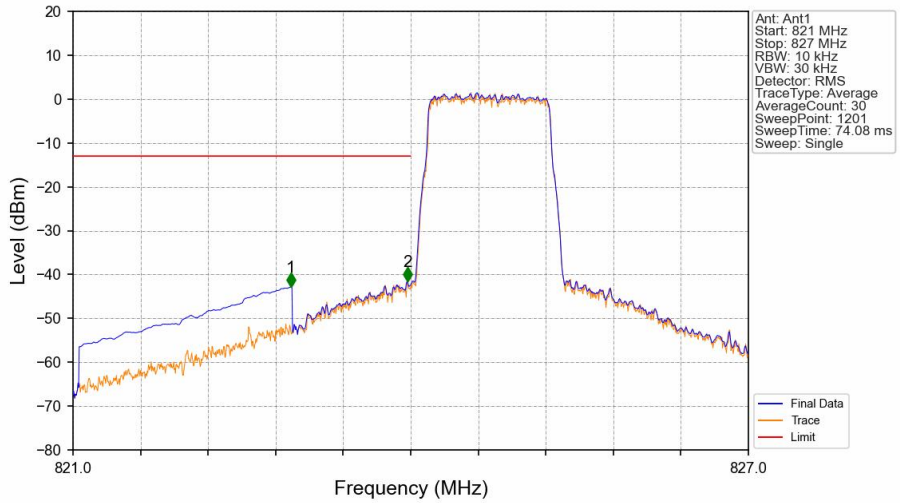

Start (MHz)	Stop (MHz)	RBW (MHz)	Method	Marker No.	Freq (MHz)	Level (dBm)	Limit (dBm)	Result
821	823	0.1	CHP	1	822.935	-42.84	-13	Pass
823	824	0.013	CHP	2	823.970	-41.54	-13	Pass
824	827	0.013	CHP	/	/	/	/	/

Band5_1.4MHz_16QAM_MCH_836.5MHz_RB_1_0_NTNV

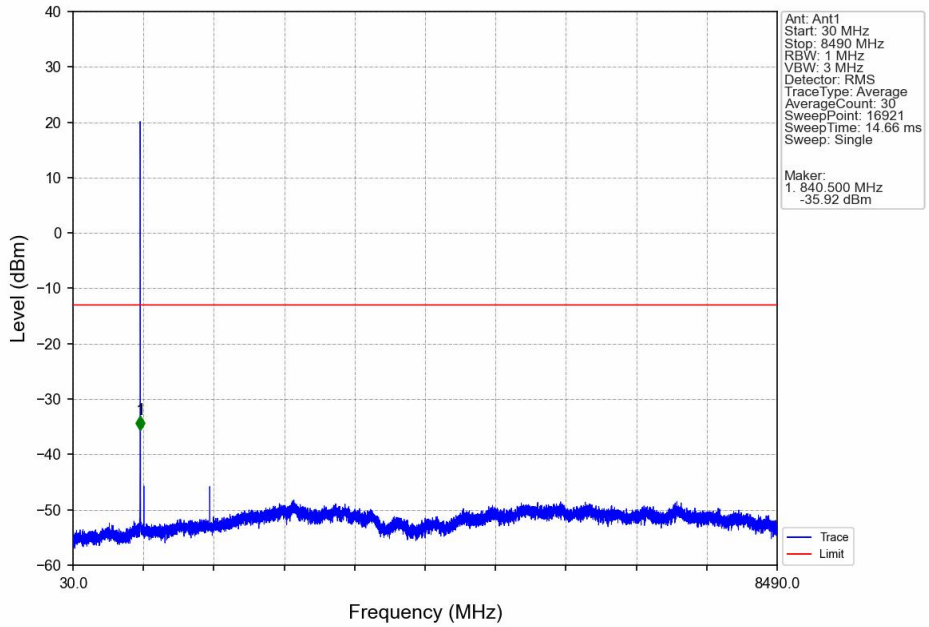

Band5_1.4MHz_16QAM_HCH_848.3MHz_RB_1_0_NTNV

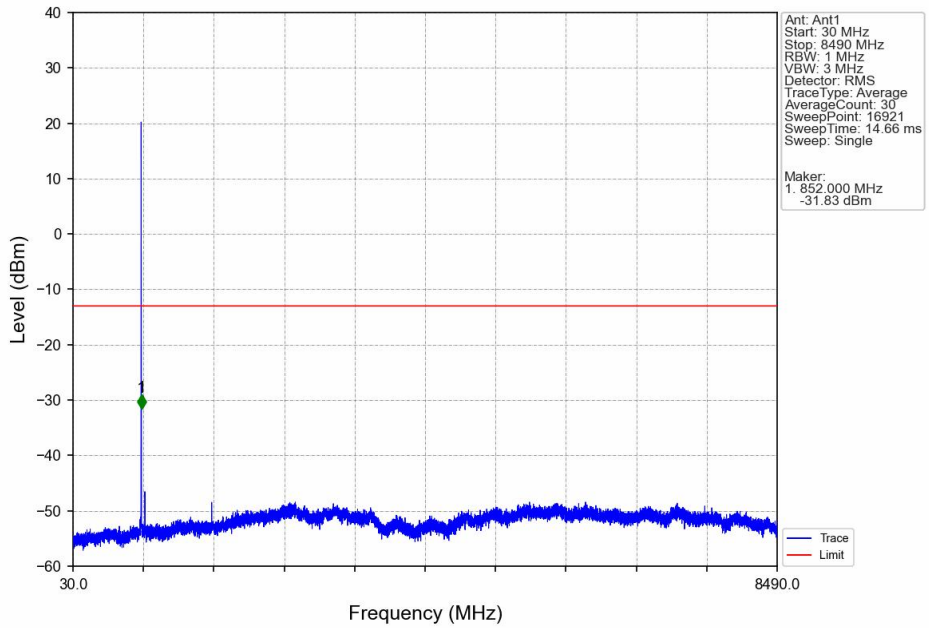

Band5_1.4MHz_16QAM_HCH_848.3MHz_RB_1_5_NTNV

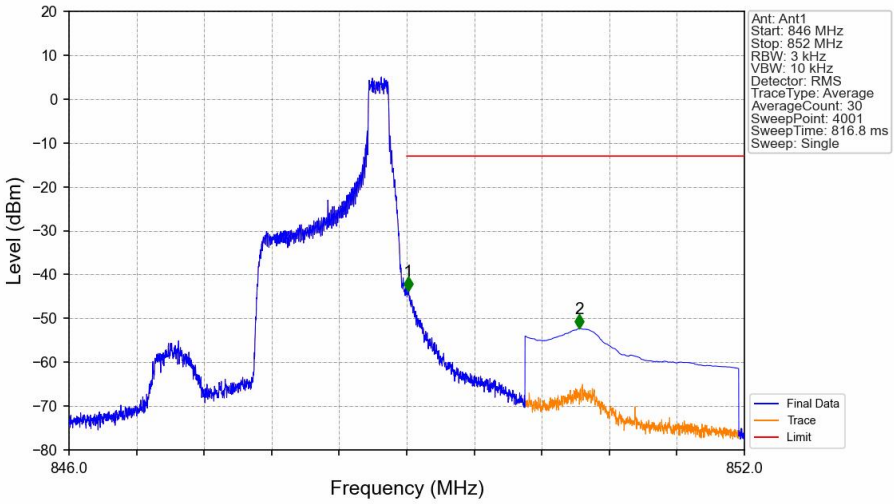

Start (MHz)	Stop (MHz)	RBW (MHz)	Method	Marker No.	Freq (MHz)	Level (dBm)	Limit (dBm)	Result
846	849	0.003	/	/	/	/	/	/
849	850	0.003	/	1	849.012	-43.65	-13	Pass
850	852	0.1	CHP	2	850.533	-52.29	-13	Pass

Band5_1.4MHz_16QAM_HCH_848.3MHz_RB_6_0_NTNV

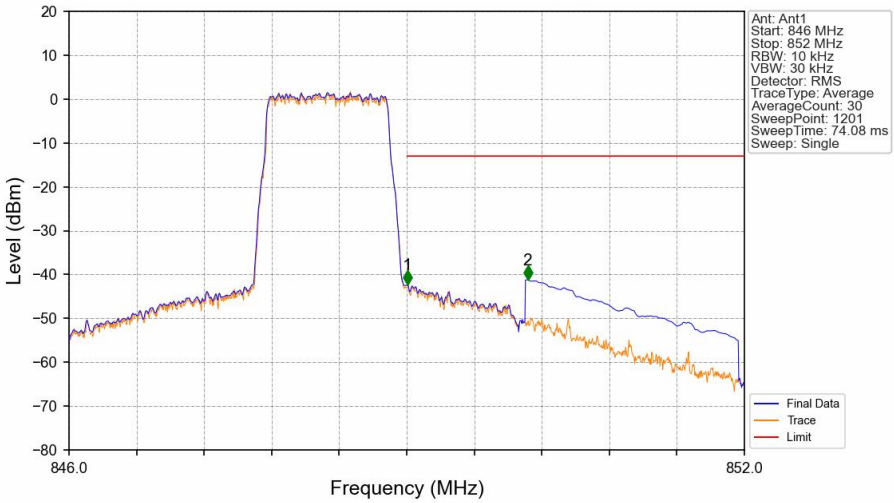

Start (MHz)	Stop (MHz)	RBW (MHz)	Method	Marker No.	Freq (MHz)	Level (dBm)	Limit (dBm)	Result
846	849	0.013	CHP	/	/	/	/	/
849	850	0.013	CHP	1	849.005	-42.21	-13	Pass
850	852	0.1	CHP	2	850.075	-41.21	-13	Pass

5.2.2 B5_3MHz

Band5_3MHz_QPSK_LCH_825.5MHz_RB_1_0_NTNV

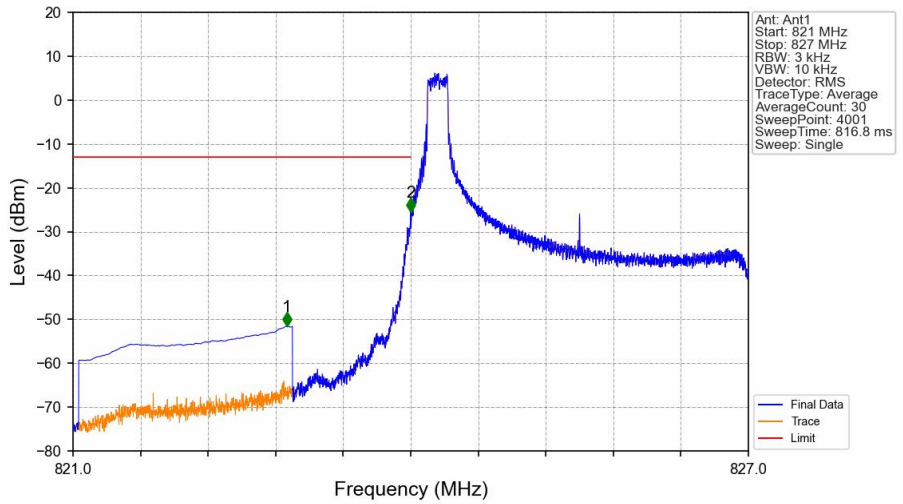

Start (MHz)	Stop (MHz)	RBW (MHz)	Method	Marker No.	Freq (MHz)	Level (dBm)	Limit (dBm)	Result
821	823	0.1	CHP	1	822.900	-51.54	-13	Pass
823	824	0.003	/	2	823.999	-25.43	-13	Pass
824	827	0.003	/	/	/	/	/	/

Band5_3MHz_QPSK_LCH_825.5MHz_RB_1_0_NTNV

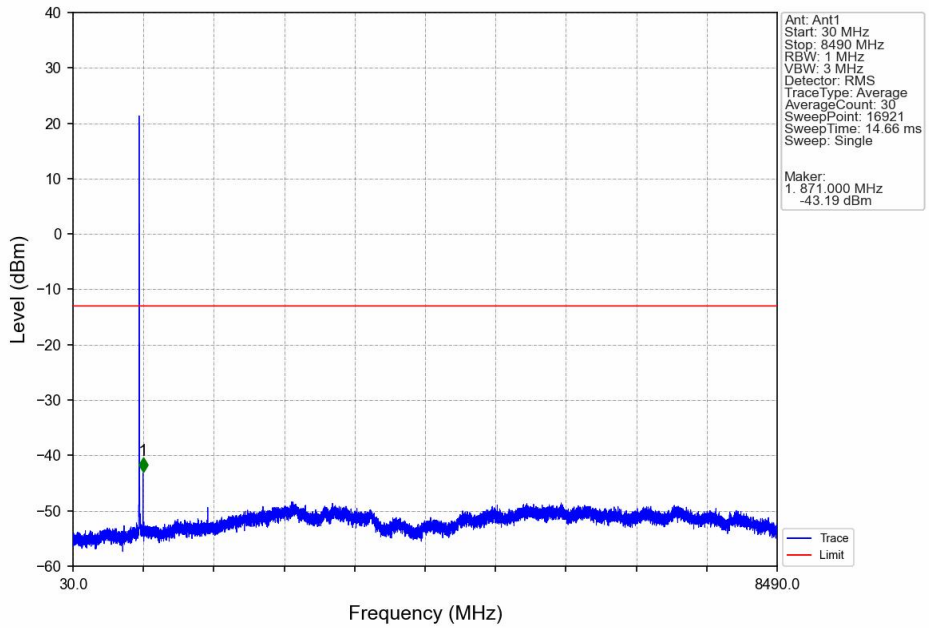

Band5_3MHz_QPSK_LCH_825.5MHz_RB_15_0_NTNV

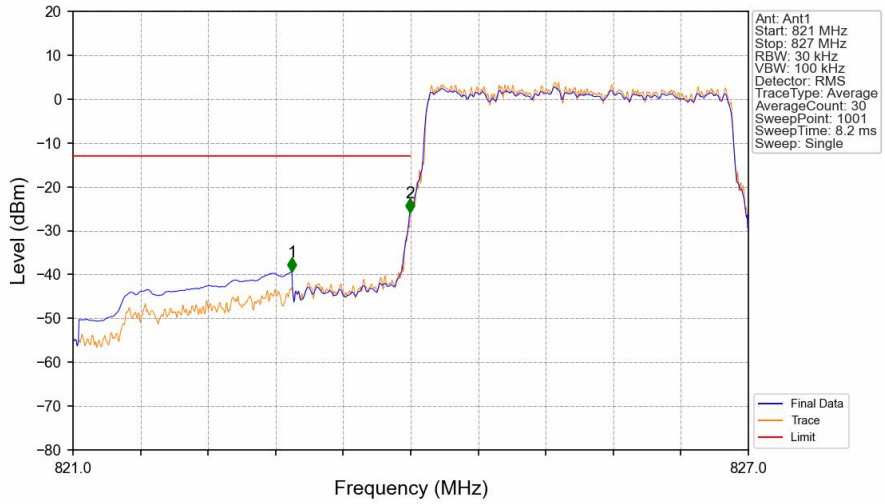

Start (MHz)	Stop (MHz)	RBW (MHz)	Method	Marker No.	Freq (MHz)	Level (dBm)	Limit (dBm)	Result
821	823	0.1	CHP	1	822.944	-39.40	-13	Pass
823	824	0.031	CHP	2	823.994	-25.78	-13	Pass
824	827	0.031	CHP	/	/	/	/	/

Band5_3MHz_QPSK_MCH_836.5MHz_RB_1_0_NTNV

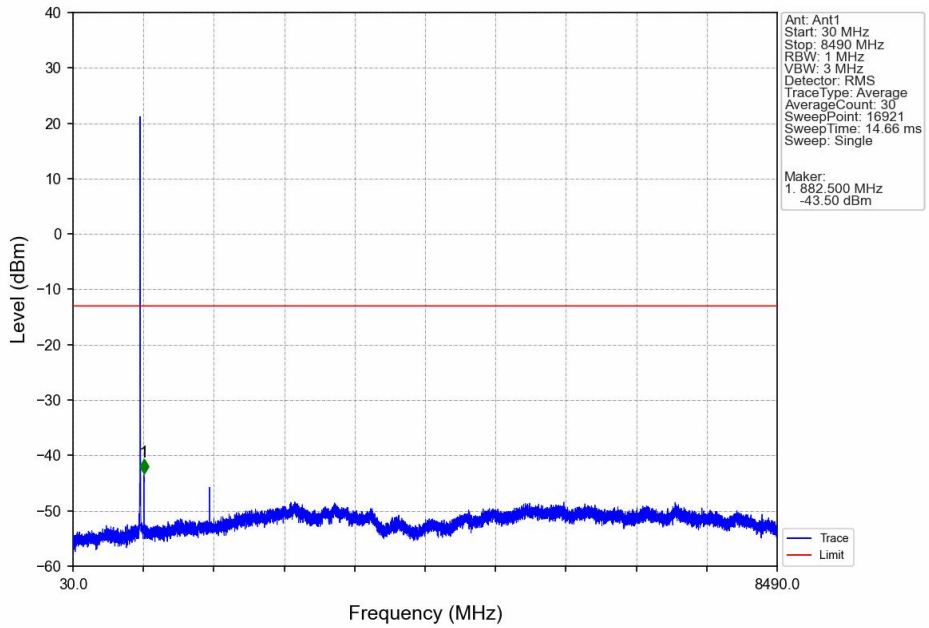

Band5_3MHz_QPSK_HCH_847.5MHz_RB_1_0_NTNV

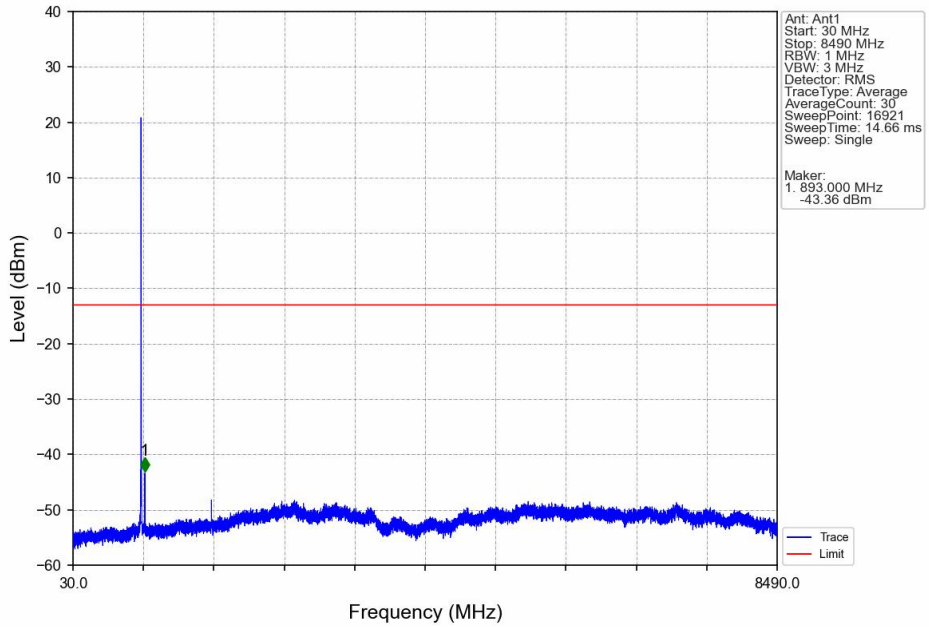

Band5_3MHz_QPSK_HCH_847.5MHz_RB_1_14_NTNV

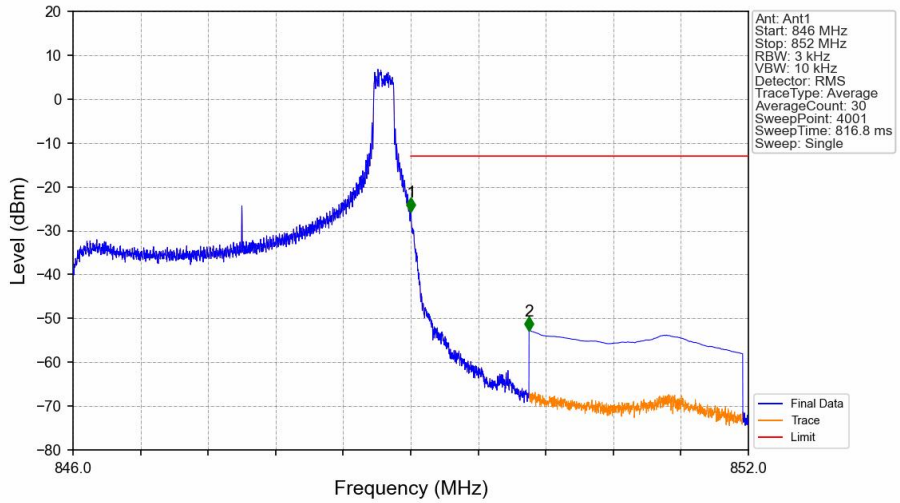

Start (MHz)	Stop (MHz)	RBW (MHz)	Method	Marker No.	Freq (MHz)	Level (dBm)	Limit (dBm)	Result
846	849	0.003	/	/	/	/	/	/
849	850	0.003	/	1	849.001	-25.58	-13	Pass
850	852	0.1	CHP	2	850.052	-52.72	-13	Pass

Band5_3MHz_QPSK_HCH_847.5MHz_RB_15_0_NTNV

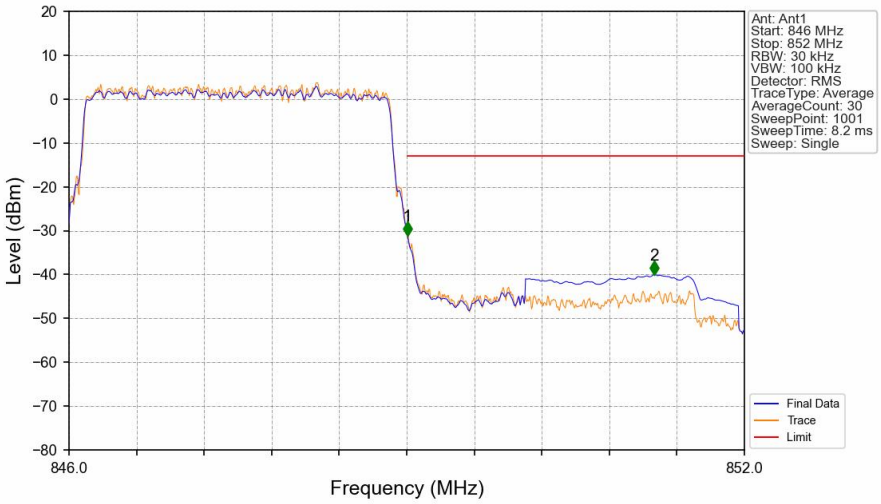

Start (MHz)	Stop (MHz)	RBW (MHz)	Method	Marker No.	Freq (MHz)	Level (dBm)	Limit (dBm)	Result
846	849	0.031	CHP	/	/	/	/	/
849	850	0.031	CHP	1	849.006	-31.06	-13	Pass
850	852	0.1	CHP	2	851.202	-40.03	-13	Pass

Band5_3MHz_16QAM_LCH_825.5MHz_RB_1_0_NTNV

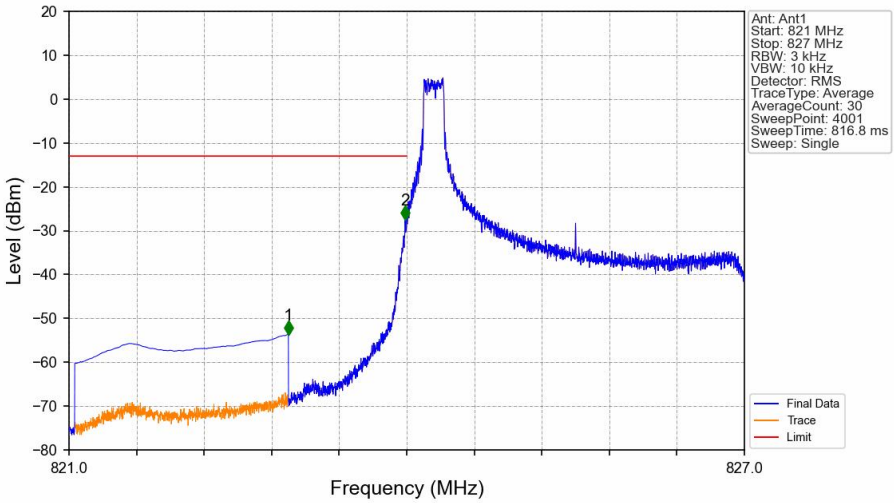

Start (MHz)	Stop (MHz)	RBW (MHz)	Method	Marker No.	Freq (MHz)	Level (dBm)	Limit (dBm)	Result
821	823	0.1	CHP	1	822.948	-53.65	-13	Pass
823	824	0.003	/	2	823.986	-27.51	-13	Pass
824	827	0.003	/	/	/	/	/	/

Band5_3MHz_16QAM_LCH_825.5MHz_RB_1_0_NTNV

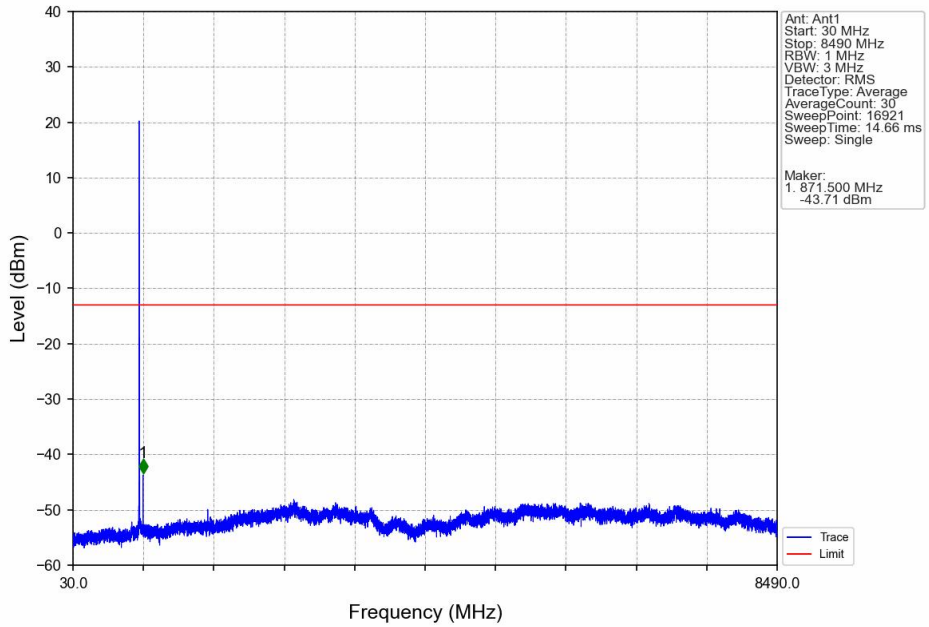

Band5_3MHz_16QAM_LCH_825.5MHz_RB_15_0_NTNV

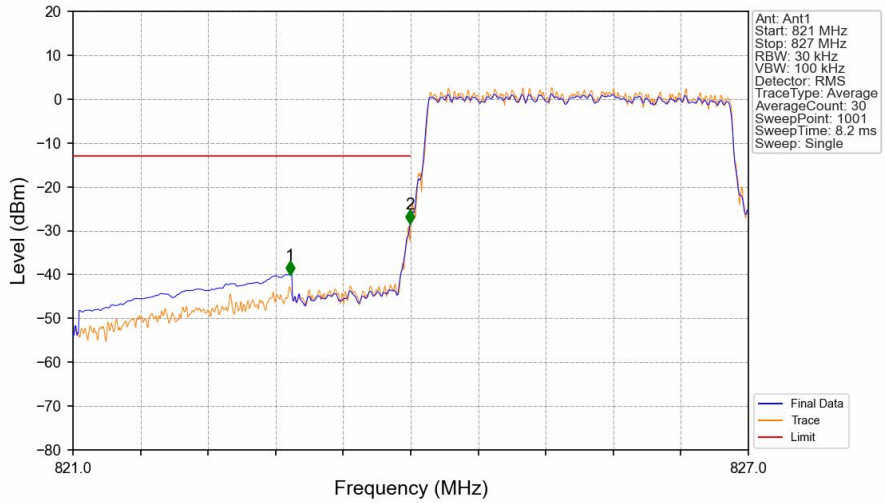

Start (MHz)	Stop (MHz)	RBW (MHz)	Method	Marker No.	Freq (MHz)	Level (dBm)	Limit (dBm)	Result
821	823	0.1	CHP	1	822.926	-40.00	-13	Pass
823	824	0.031	CHP	2	823.994	-28.41	-13	Pass
824	827	0.031	CHP	/	/	/	/	/

Band5_3MHz_16QAM_MCH_836.5MHz_RB_1_0_NTNV

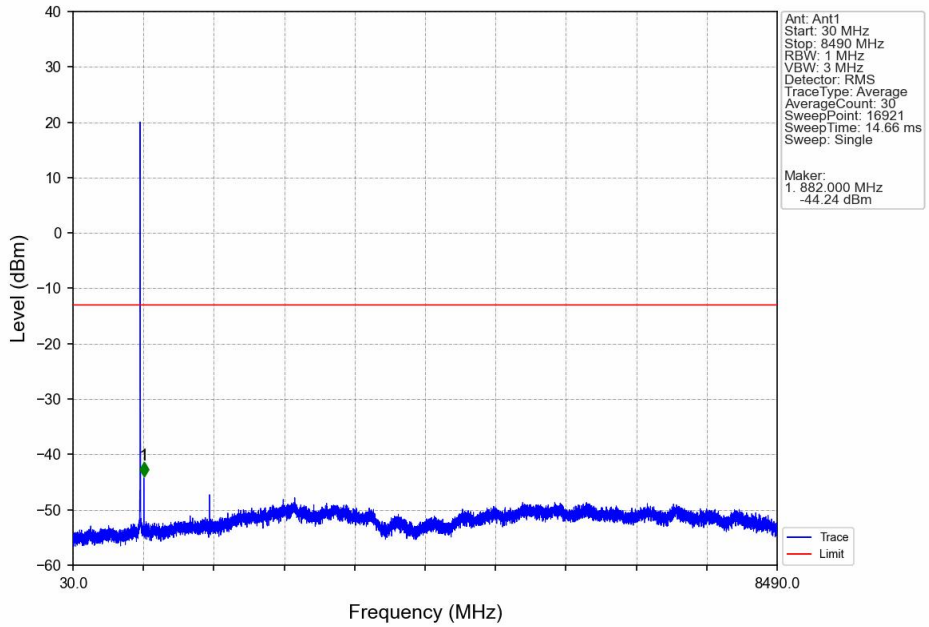

Band5_3MHz_16QAM_HCH_847.5MHz_RB_1_0_NTNV

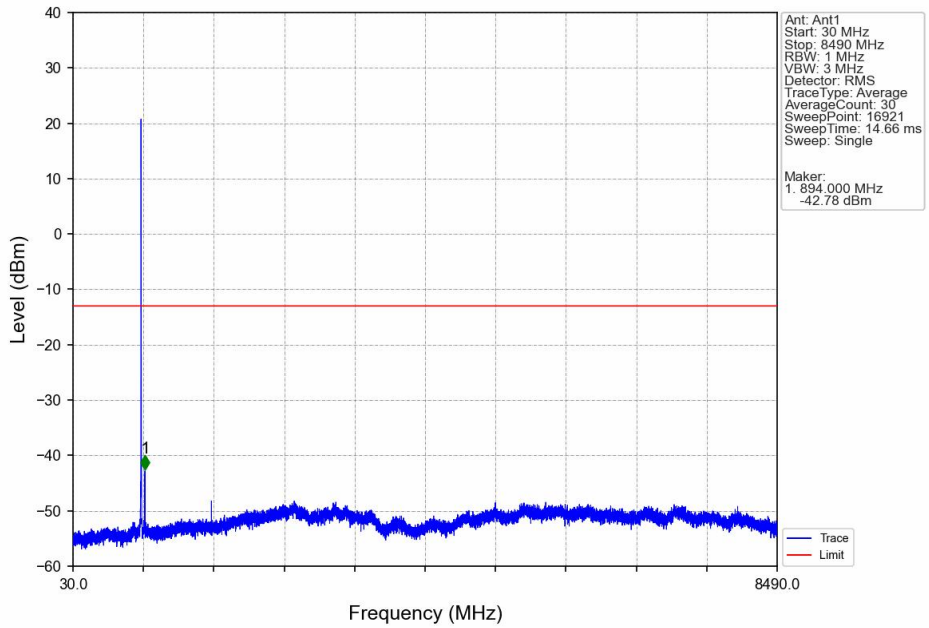

Band5_3MHz_16QAM_HCH_847.5MHz_RB_1_14_NTNV

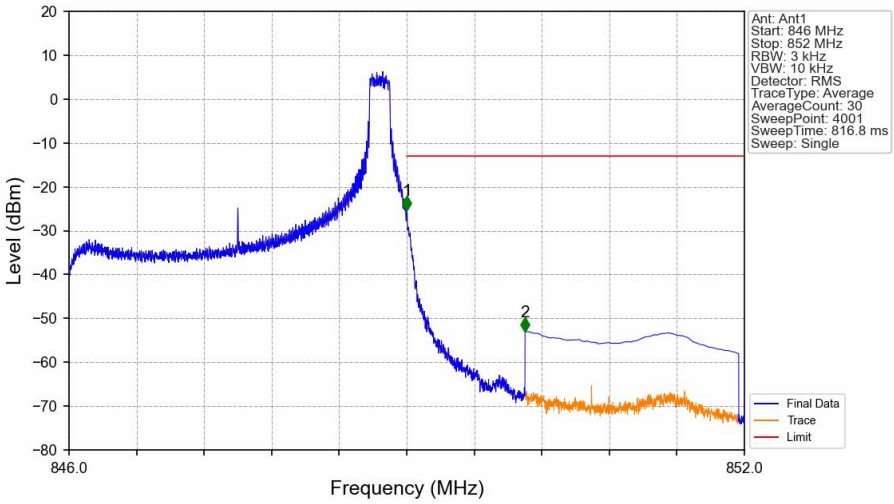

Start (MHz)	Stop (MHz)	RBW (MHz)	Method	Marker No.	Freq (MHz)	Level (dBm)	Limit (dBm)	Result
846	849	0.003	/	/	/	/	/	/
849	850	0.003	/	1	849.003	-25.26	-13	Pass
850	852	0.1	CHP	2	850.052	-52.92	-13	Pass

Band5_3MHz_16QAM_HCH_847.5MHz_RB_15_0_NTNV

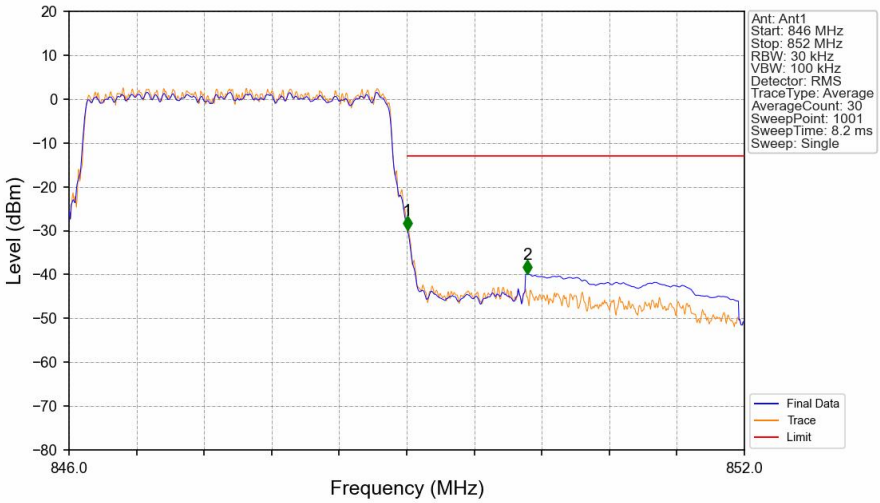

Start (MHz)	Stop (MHz)	RBW (MHz)	Method	Marker No.	Freq (MHz)	Level (dBm)	Limit (dBm)	Result
846	849	0.031	CHP	/	/	/	/	/
849	850	0.031	CHP	1	849.006	-29.85	-13	Pass
850	852	0.1	CHP	2	850.074	-39.89	-13	Pass

5.2.3 B5_5MHz

Band5_5MHz_QPSK_LCH_826.5MHz_RB_1_0_NTNV

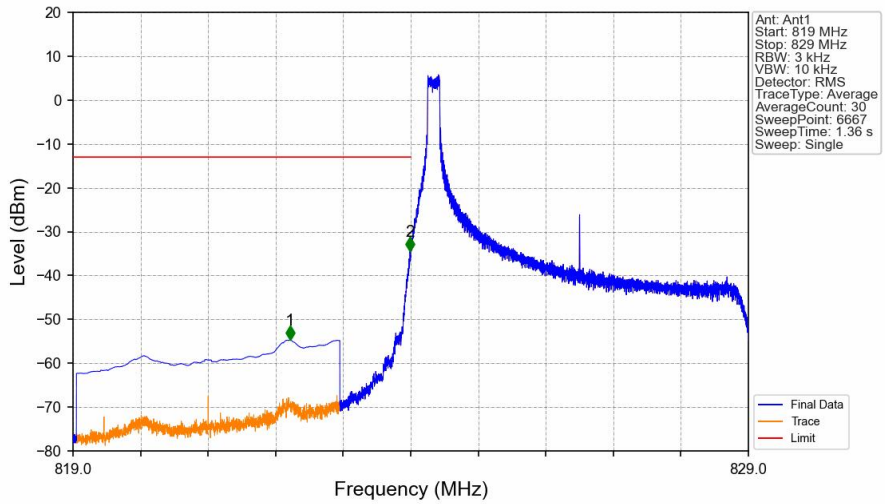

Start (MHz)	Stop (MHz)	RBW (MHz)	Method	Marker No.	Freq (MHz)	Level (dBm)	Limit (dBm)	Result
819	823	0.1	CHP	1	822.210	-54.66	-13	Pass
823	824	0.003	/	2	823.989	-34.41	-13	Pass
824	829	0.003	/	/	/	/	/	/

Band5_5MHz_QPSK_LCH_826.5MHz_RB_1_0_NTNV

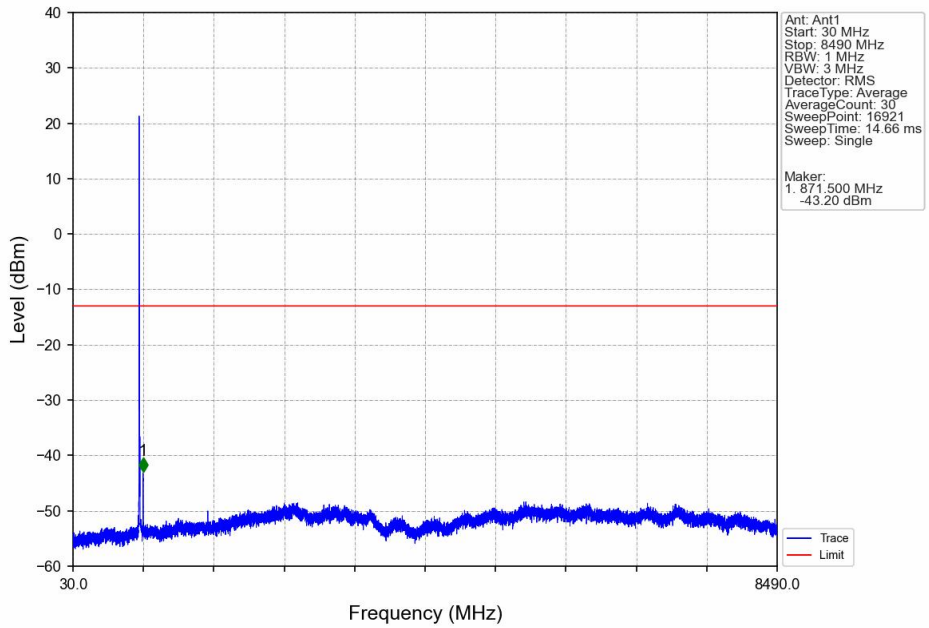

Band5_5MHz_QPSK_LCH_826.5MHz_RB_25_0_NTNV

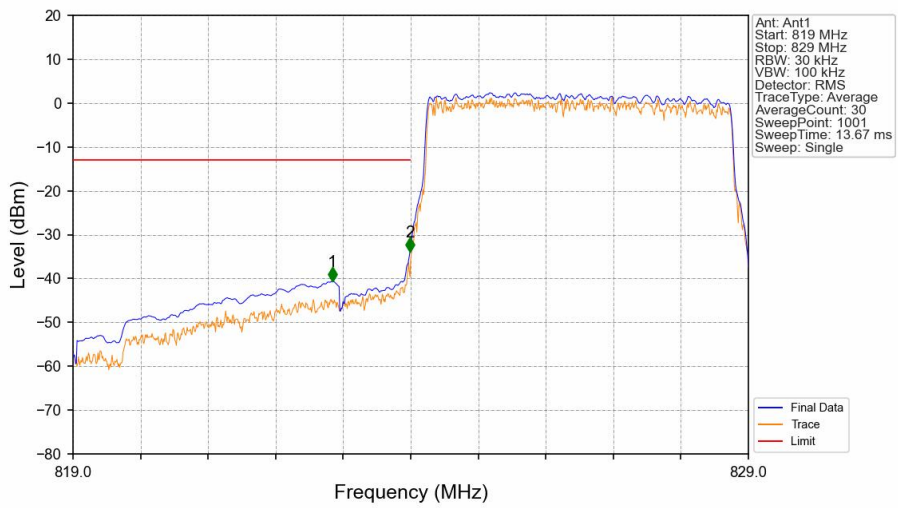

Start (MHz)	Stop (MHz)	RBW (MHz)	Method	Marker No.	Freq (MHz)	Level (dBm)	Limit (dBm)	Result
819	823	0.1	CHP	1	822.840	-40.62	-13	Pass
823	824	0.051	CHP	2	823.990	-33.81	-13	Pass
824	829	0.051	CHP	/	/	/	/	/

Band5_5MHz_QPSK_MCH_836.5MHz_RB_1_0_NTNV

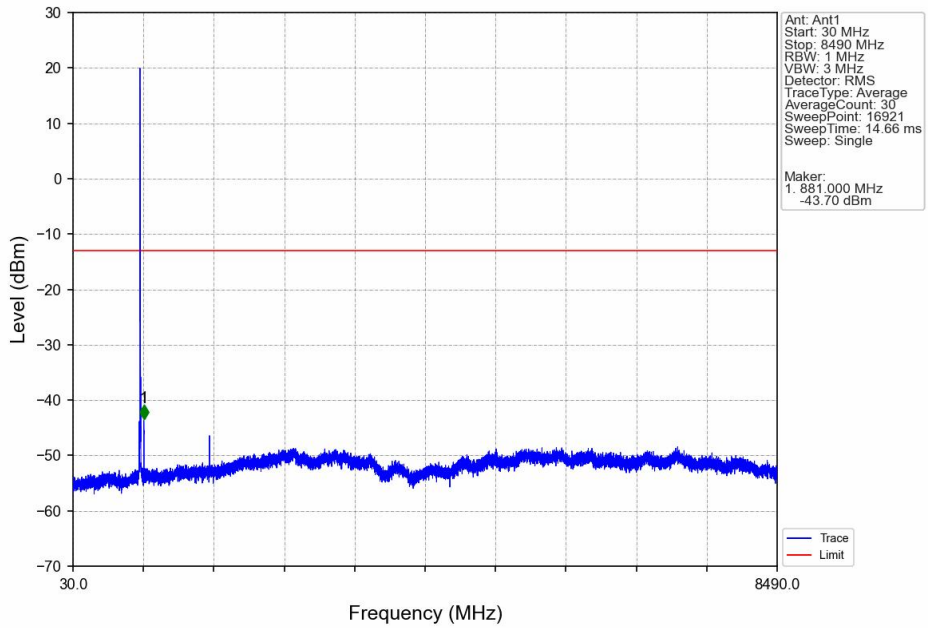

Band5_5MHz_QPSK_HCH_846.5MHz_RB_1_0_NTNV

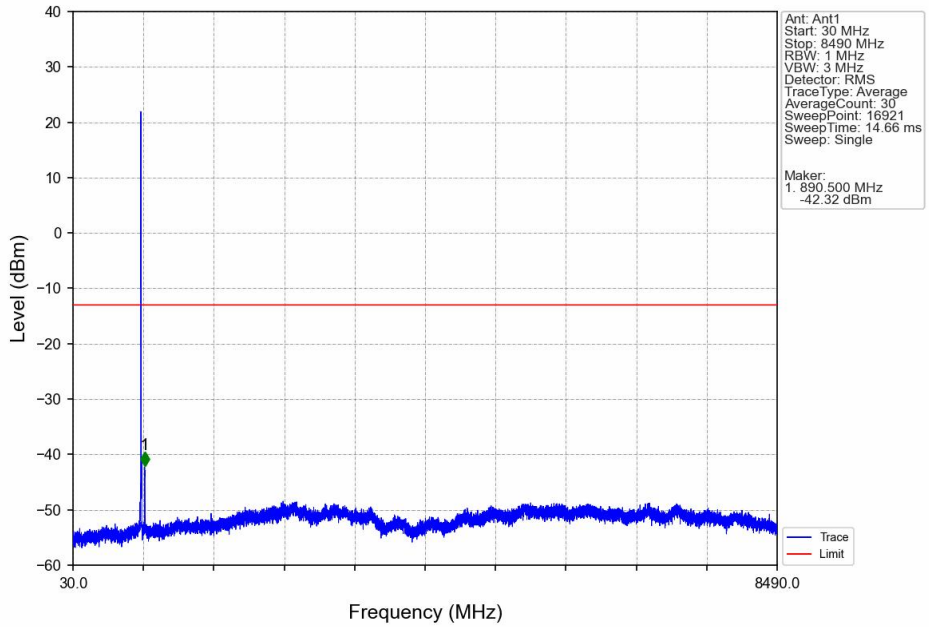

Band5_5MHz_QPSK_HCH_846.5MHz_RB_1_24_NTNV

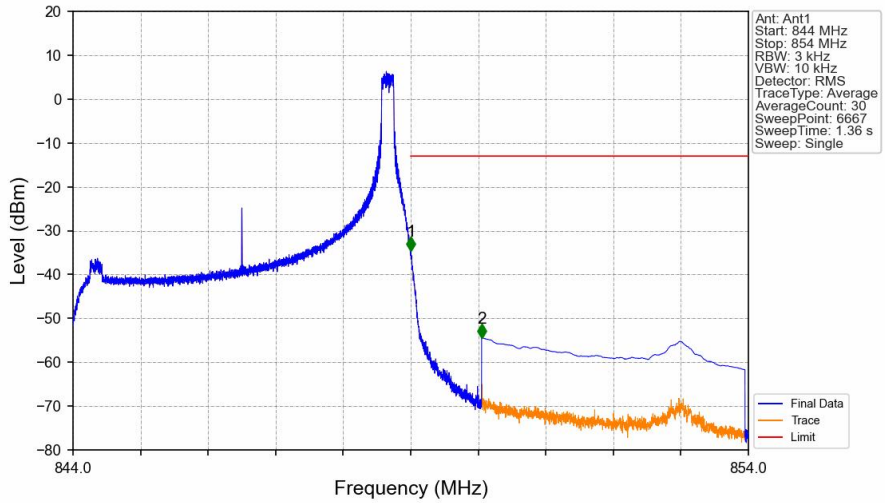

Start (MHz)	Stop (MHz)	RBW (MHz)	Method	Marker No.	Freq (MHz)	Level (dBm)	Limit (dBm)	Result
844	849	0.003	/	/	/	/	/	/
849	850	0.003	/	1	849.001	-34.66	-13	Pass
850	854	0.1	CHP	2	850.050	-54.37	-13	Pass

Band5_5MHz_QPSK_HCH_846.5MHz_RB_25_0_NTNV

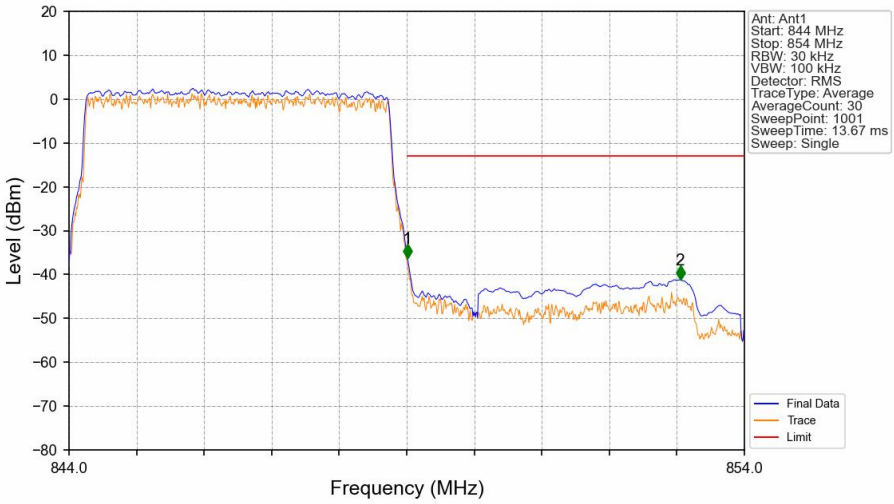

Start (MHz)	Stop (MHz)	RBW (MHz)	Method	Marker No.	Freq (MHz)	Level (dBm)	Limit (dBm)	Result
844	849	0.051	CHP	/	/	/	/	/
849	850	0.051	CHP	1	849.010	-36.25	-13	Pass
850	854	0.1	CHP	2	853.050	-41.18	-13	Pass

Band5_5MHz_16QAM_LCH_826.5MHz_RB_1_0_NTNV

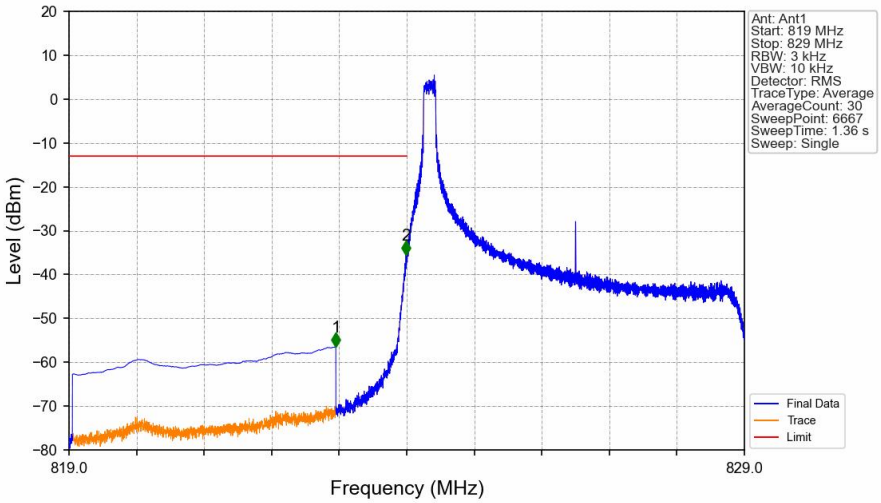

Start (MHz)	Stop (MHz)	RBW (MHz)	Method	Marker No.	Freq (MHz)	Level (dBm)	Limit (dBm)	Result
819	823	0.1	CHP	1	822.950	-56.40	-13	Pass
823	824	0.003	/	2	823.989	-35.54	-13	Pass
824	829	0.003	/	/	/	/	/	/

Band5_5MHz_16QAM_LCH_826.5MHz_RB_1_0_NTNV

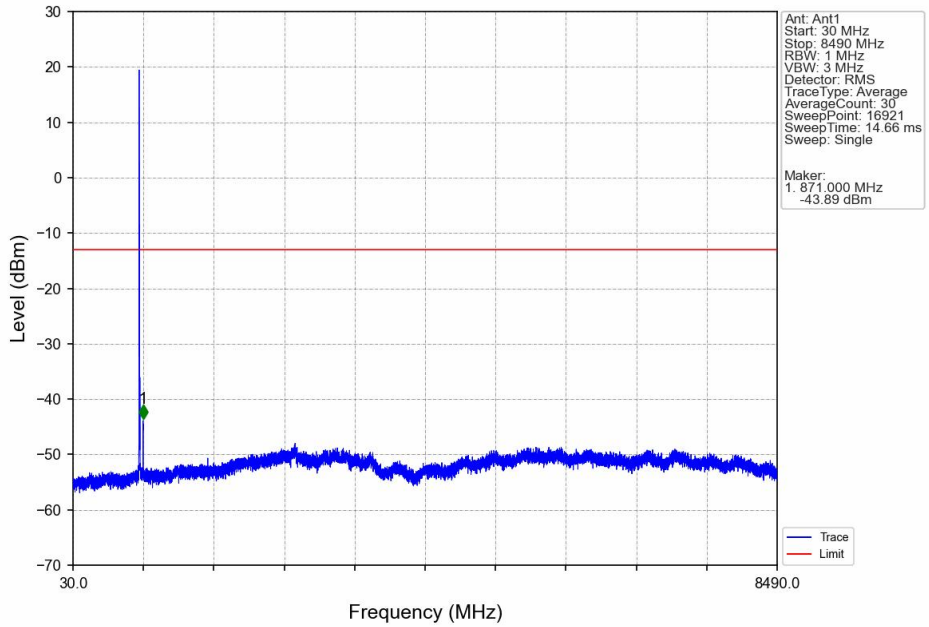

Band5_5MHz_16QAM_LCH_826.5MHz_RB_25_0_NTNV

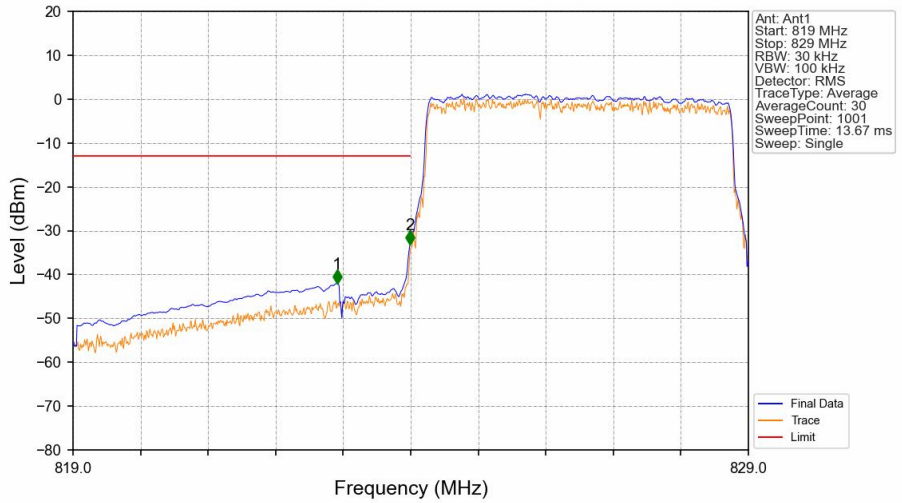

Start (MHz)	Stop (MHz)	RBW (MHz)	Method	Marker No.	Freq (MHz)	Level (dBm)	Limit (dBm)	Result
819	823	0.1	CHP	1	822.910	-42.01	-13	Pass
823	824	0.05	CHP	2	823.990	-33.15	-13	Pass
824	829	0.05	CHP	/	/	/	/	/

Band5_5MHz_16QAM_MCH_836.5MHz_RB_1_0_NTNV

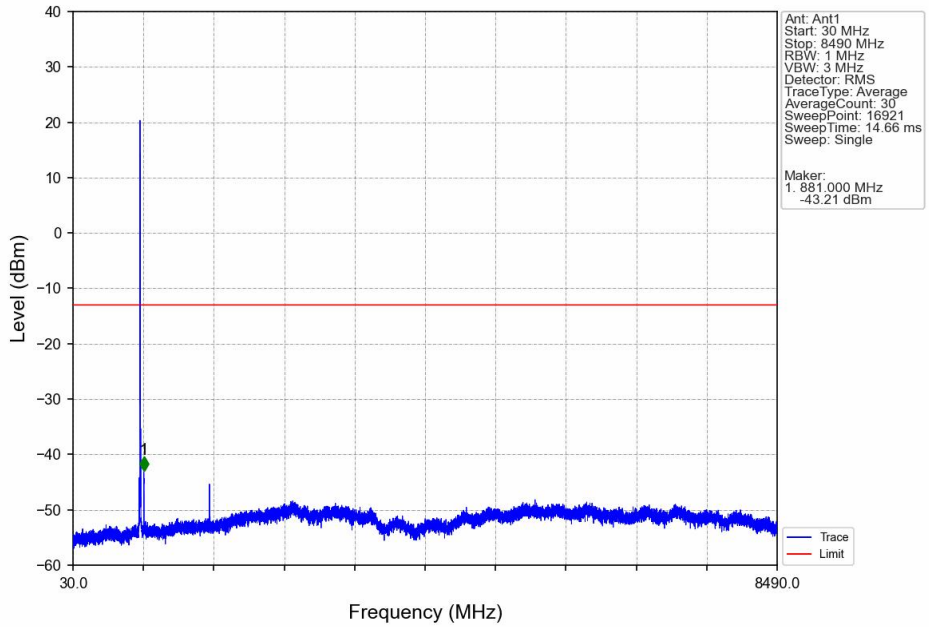

Band5_5MHz_16QAM_HCH_846.5MHz_RB_1_0_NTNV

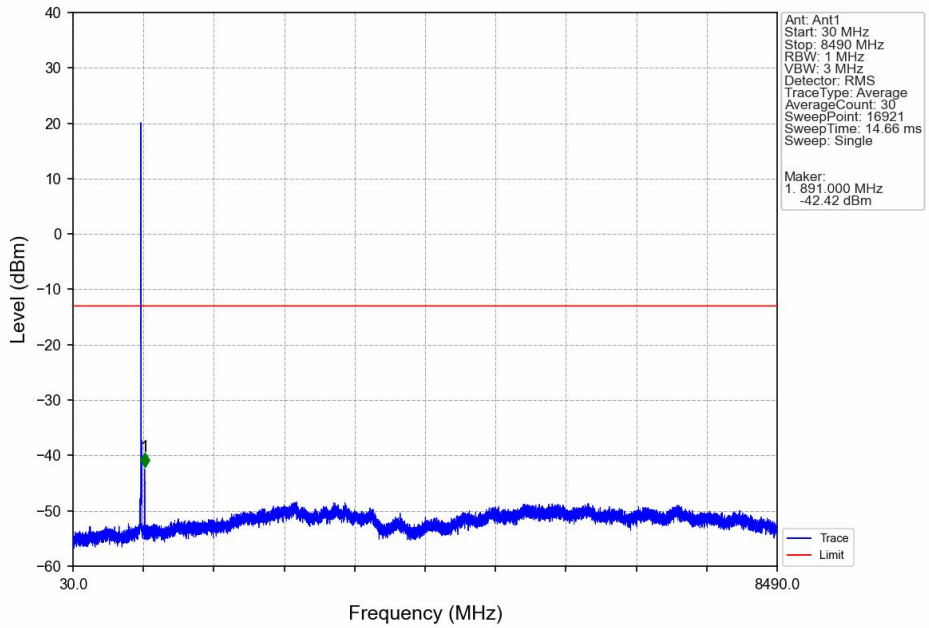

Band5_5MHz_16QAM_HCH_846.5MHz_RB_1_24_NTNV

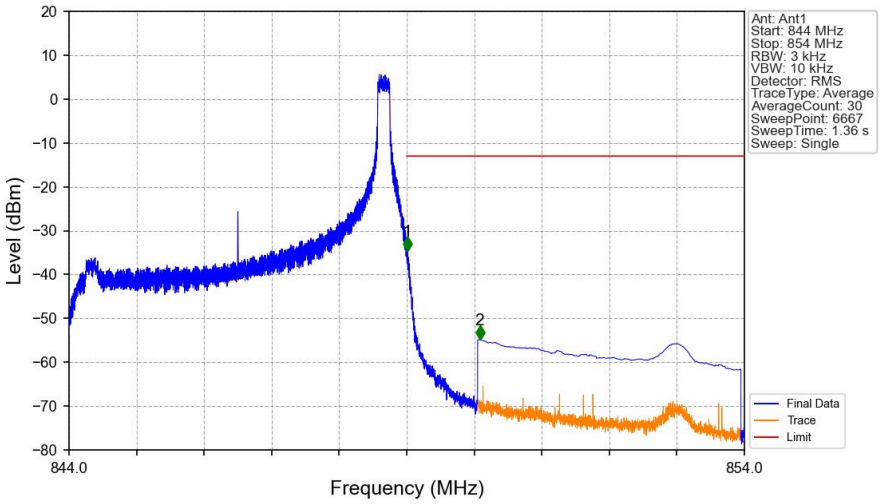

Start (MHz)	Stop (MHz)	RBW (MHz)	Method	Marker No.	Freq (MHz)	Level (dBm)	Limit (dBm)	Result
844	849	0.003	/	/	/	/	/	/
849	850	0.003	/	1	849.011	-34.57	-13	Pass
850	854	0.1	CHP	2	850.082	-54.73	-13	Pass

Band5_5MHz_16QAM_HCH_846.5MHz_RB_25_0_NTNV

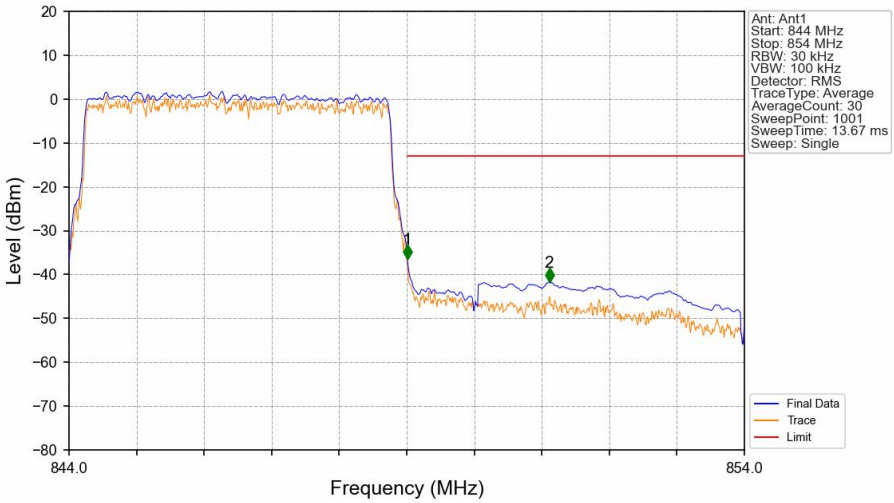

Start (MHz)	Stop (MHz)	RBW (MHz)	Method	Marker No.	Freq (MHz)	Level (dBm)	Limit (dBm)	Result
844	849	0.051	CHP	/	/	/	/	/
849	850	0.051	CHP	1	849.010	-36.36	-13	Pass
850	854	0.1	CHP	2	851.110	-41.76	-13	Pass

5.2.4 B5_10MHz

Band5_10MHz_QPSK_LCH_829MHz_RB_1_0_NTNV

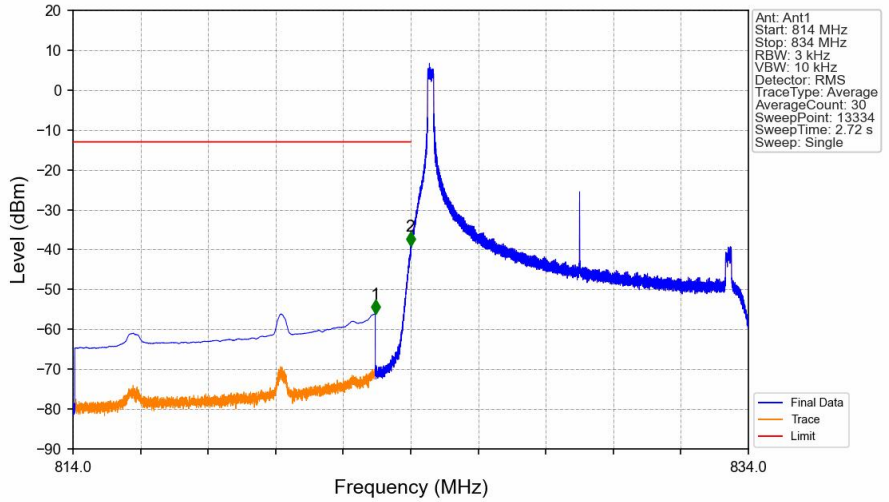

Start (MHz)	Stop (MHz)	RBW (MHz)	Method	Marker No.	Freq (MHz)	Level (dBm)	Limit (dBm)	Result
814	823	0.1	CHP	1	822.949	-56.04	-13	Pass
823	824	0.003	/	2	823.989	-39.12	-13	Pass
824	834	0.003	/	/	/	/	/	/

Band5_10MHz_QPSK_LCH_829MHz_RB_1_0_NTNV

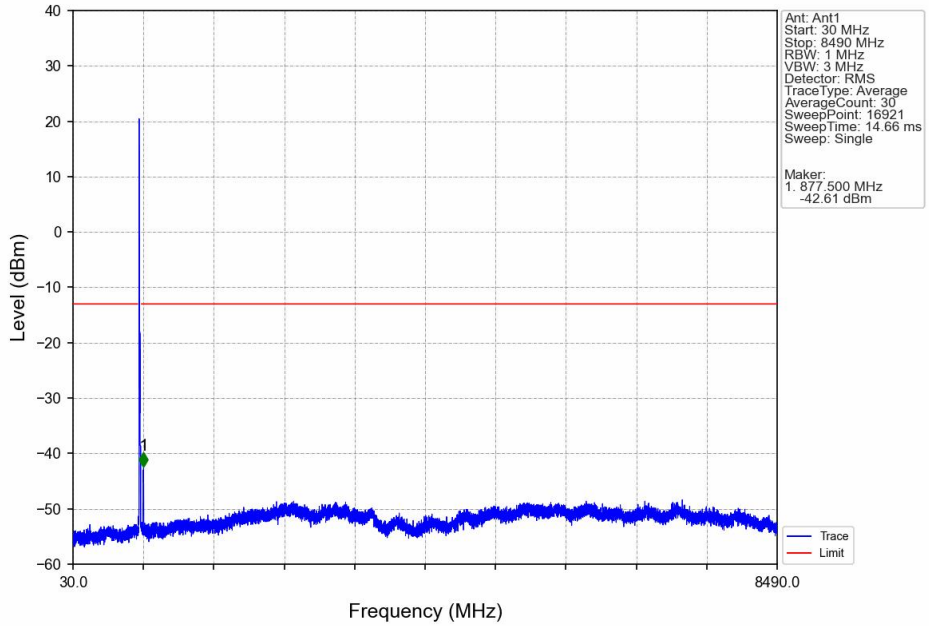

Band5_10MHz_QPSK_LCH_829MHz_RB_50_0_NTNV

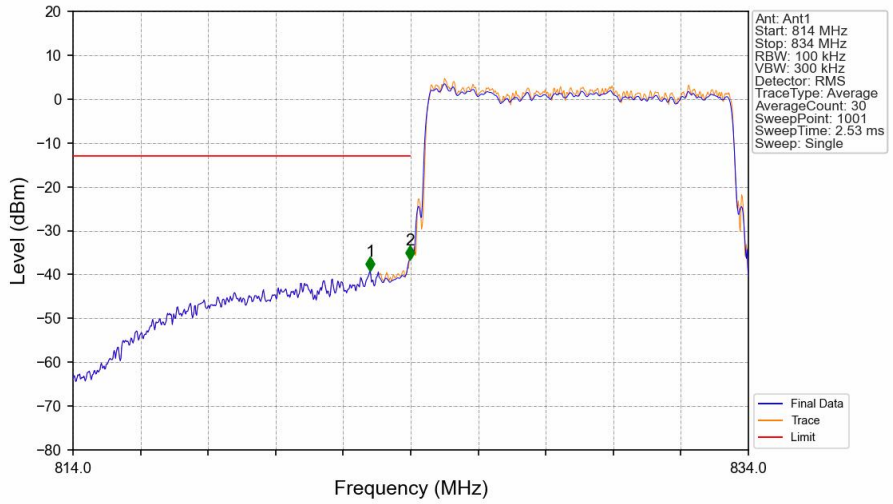

Start (MHz)	Stop (MHz)	RBW (MHz)	Method	Marker No.	Freq (MHz)	Level (dBm)	Limit (dBm)	Result
814	823	0.1	/	1	822.800	-39.14	-13	Pass
823	824	0.101	CHP	2	823.980	-36.52	-13	Pass
824	834	0.101	CHP	/	/	/	/	/

Band5_10MHz_QPSK_MCH_836.5MHz_RB_1_0_NTNV

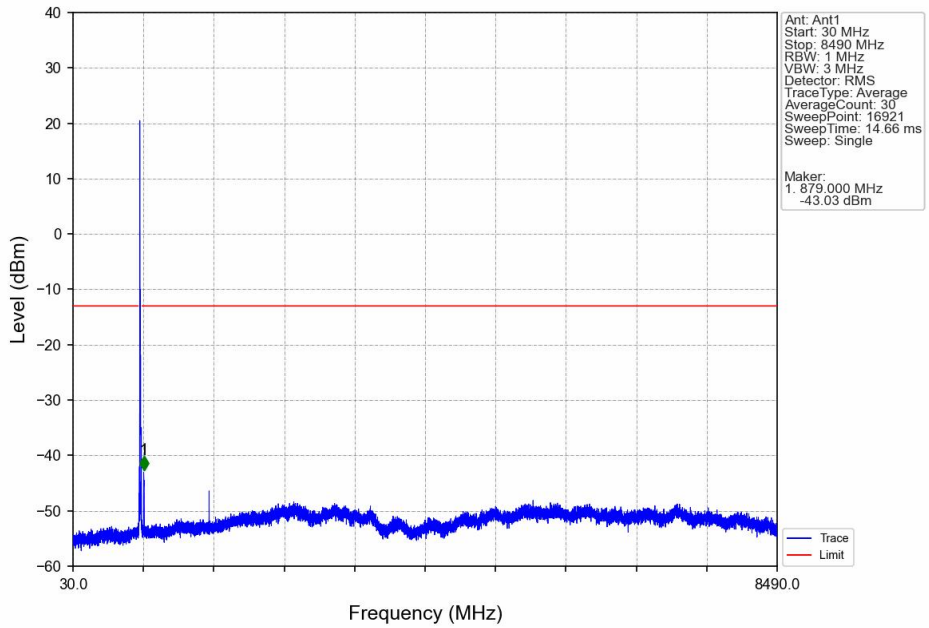

Band5_10MHz_QPSK_HCH_844MHz_RB_1_0_NTNV

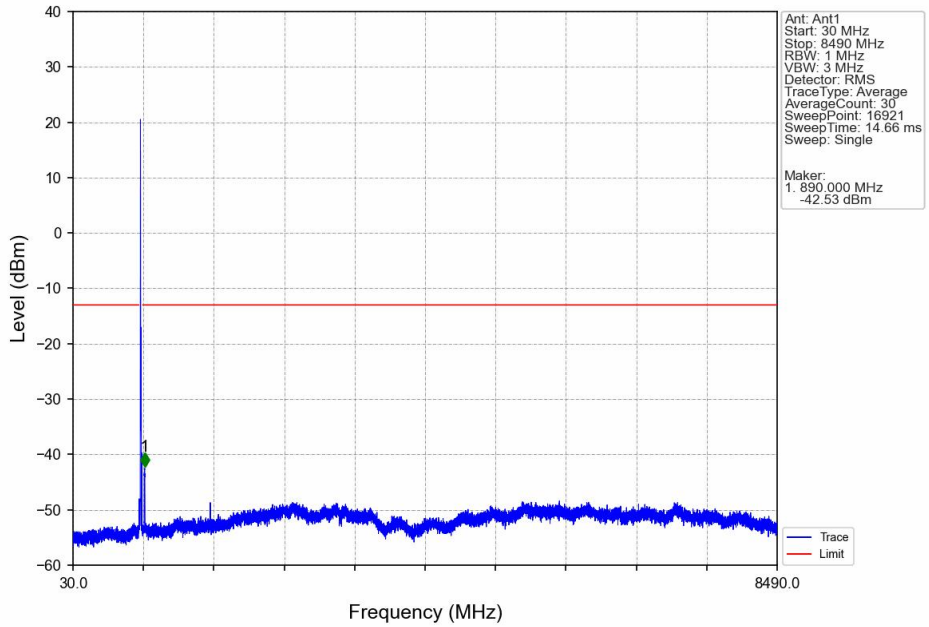

Band5_10MHz_QPSK_HCH_844MHz_RB_1_49_NTNV

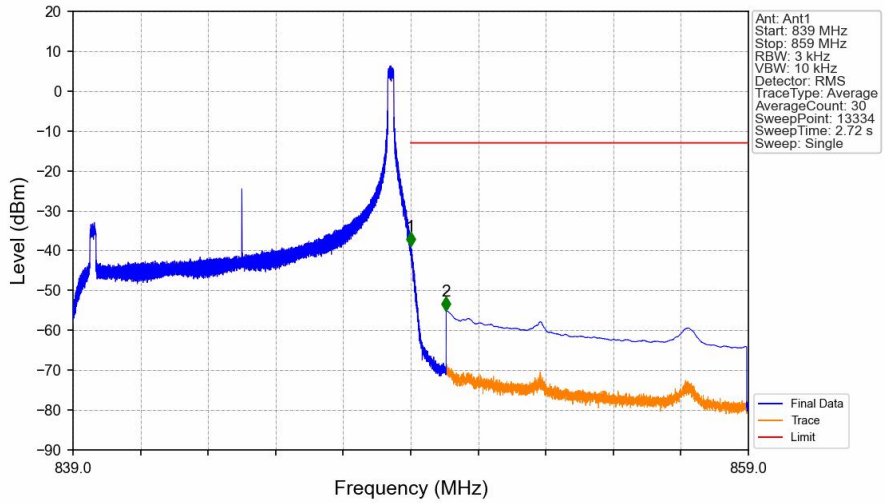

Start (MHz)	Stop (MHz)	RBW (MHz)	Method	Marker No.	Freq (MHz)	Level (dBm)	Limit (dBm)	Result
839	849	0.003	/	/	/	/	/	/
849	850	0.003	/	1	849.001	-38.93	-13	Pass
850	859	0.1	CHP	2	850.051	-55.12	-13	Pass

Band5_10MHz_QPSK_HCH_844MHz_RB_50_0_NTNV

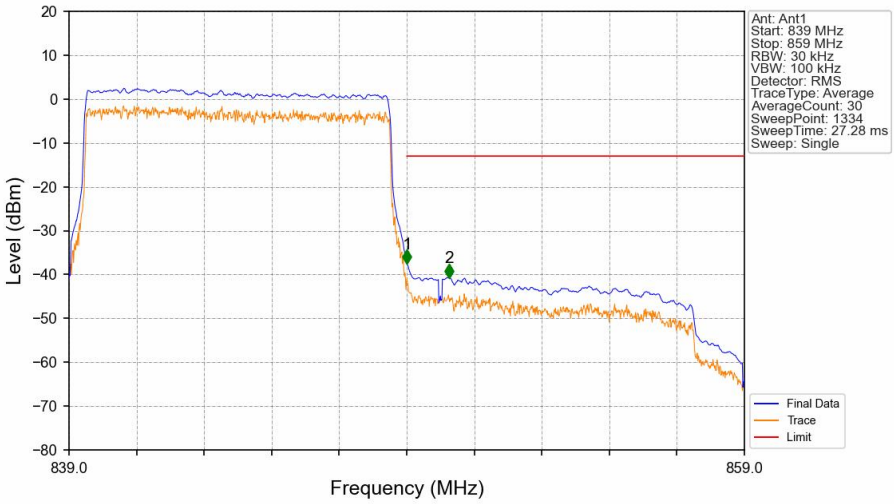

Start (MHz)	Stop (MHz)	RBW (MHz)	Method	Marker No.	Freq (MHz)	Level (dBm)	Limit (dBm)	Result
839	849	0.099	CHP	/	/	/	/	/
849	850	0.099	CHP	1	849.008	-37.54	-13	Pass
850	859	0.1	CHP	2	850.253	-40.69	-13	Pass

Band5_10MHz_16QAM_LCH_829MHz_RB_1_0_NTNV

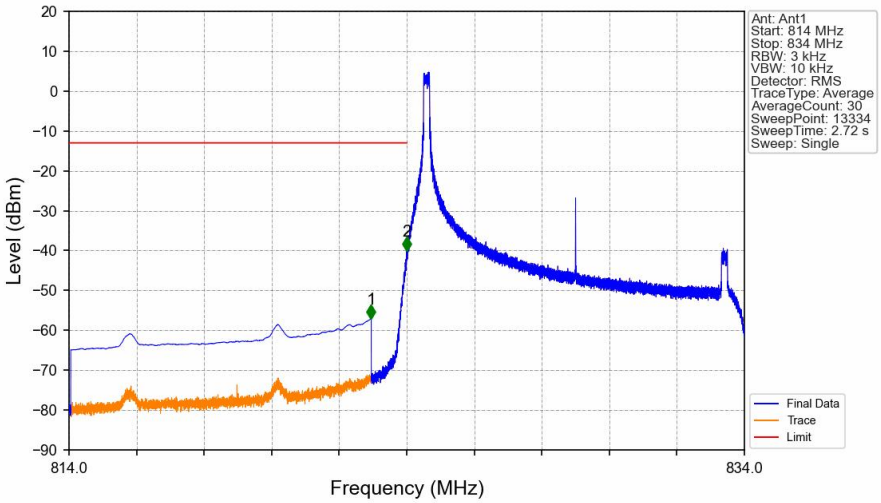

Start (MHz)	Stop (MHz)	RBW (MHz)	Method	Marker No.	Freq (MHz)	Level (dBm)	Limit (dBm)	Result
814	823	0.1	CHP	1	822.946	-57.08	-13	Pass
823	824	0.003	/	2	823.999	-39.96	-13	Pass
824	834	0.003	/	/	/	/	/	/

Band5_10MHz_16QAM_LCH_829MHz_RB_1_0_NTNV

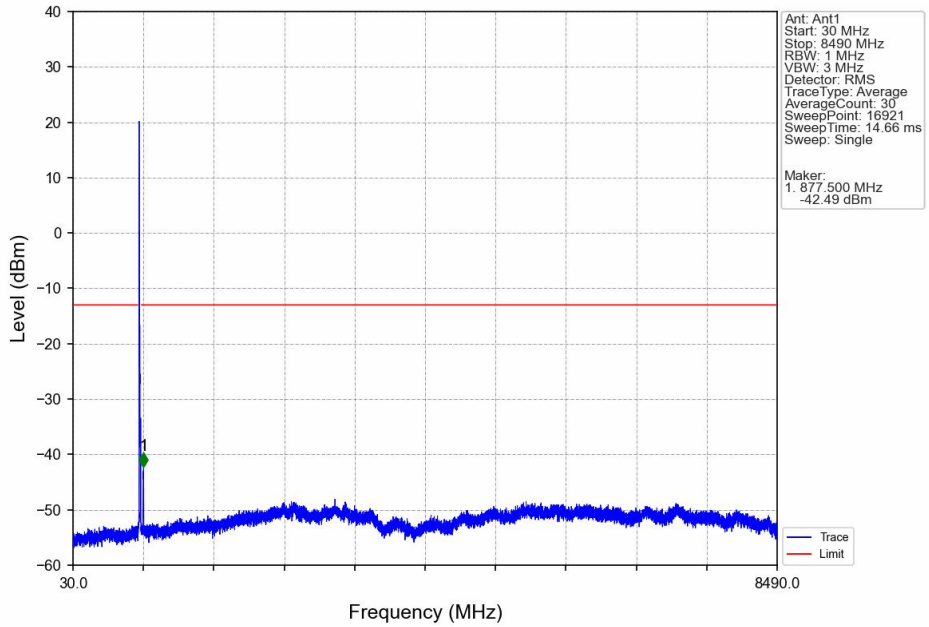

Band5_10MHz_16QAM_LCH_829MHz_RB_50_0_NTNV

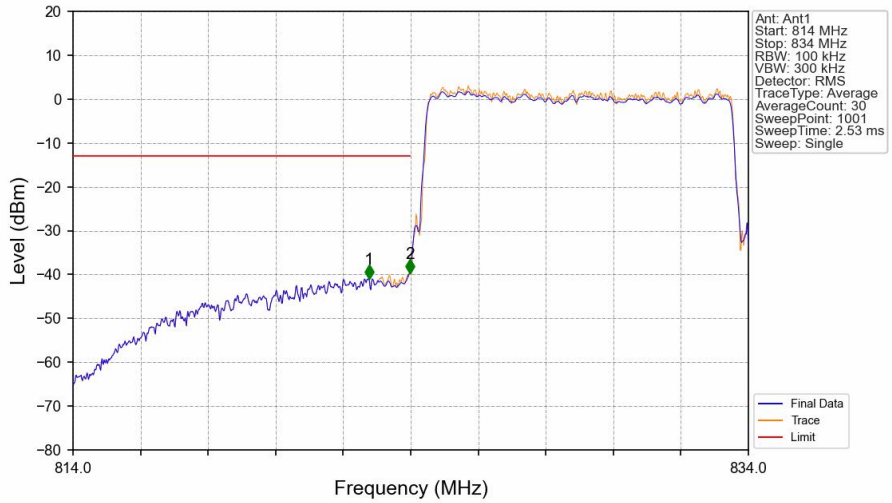

Start (MHz)	Stop (MHz)	RBW (MHz)	Method	Marker No.	Freq (MHz)	Level (dBm)	Limit (dBm)	Result
814	823	0.1	/	1	822.760	-40.93	-13	Pass
823	824	0.101	CHP	2	823.980	-39.67	-13	Pass
824	834	0.101	CHP	/	/	/	/	/

Band5_10MHz_16QAM_MCH_836.5MHz_RB_1_0_NTNV

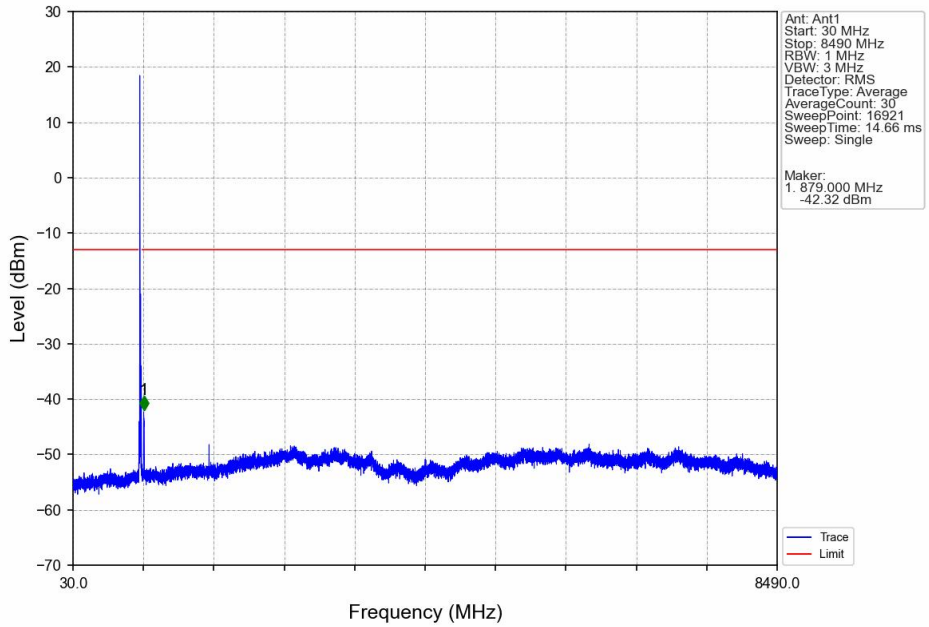

Band5_10MHz_16QAM_HCH_844MHz_RB_1_0_NTNV

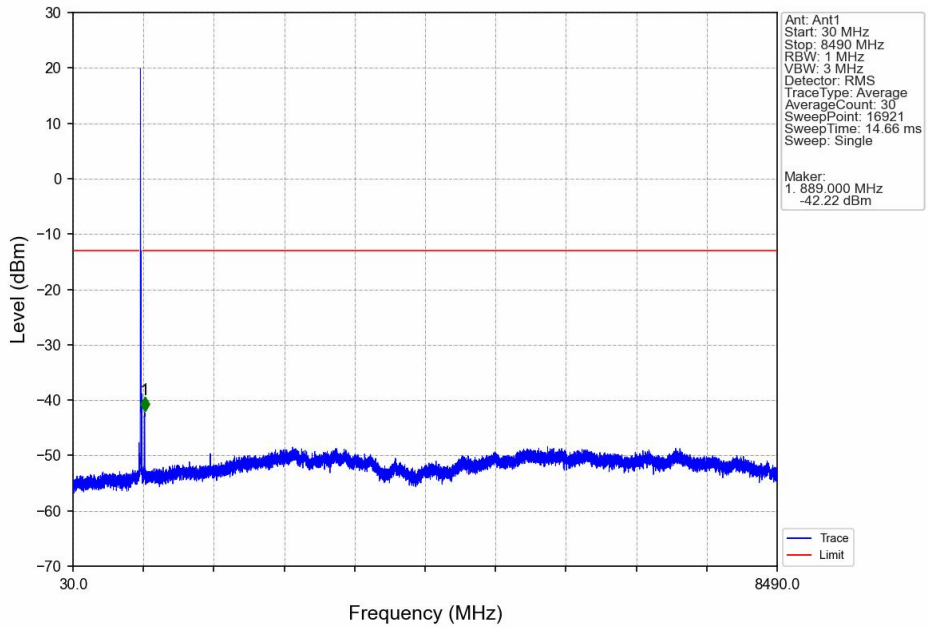

Band5_10MHz_16QAM_HCH_844MHz_RB_1_49_NTNV

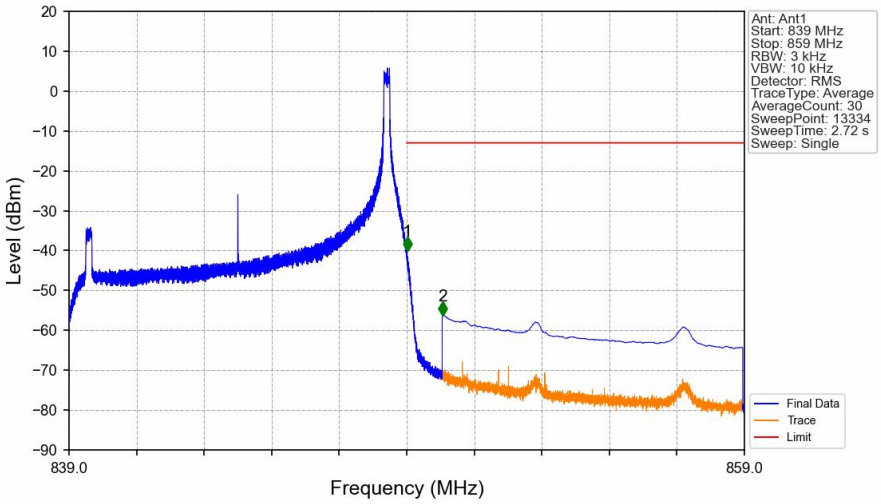

Start (MHz)	Stop (MHz)	RBW (MHz)	Method	Marker No.	Freq (MHz)	Level (dBm)	Limit (dBm)	Result
839	849	0.003	/	/	/	/	/	/
849	850	0.003	/	1	849.013	-40.04	-13	Pass
850	859	0.1	CHP	2	850.057	-56.25	-13	Pass

Band5_10MHz_16QAM_HCH_844MHz_RB_50_0_NTNV

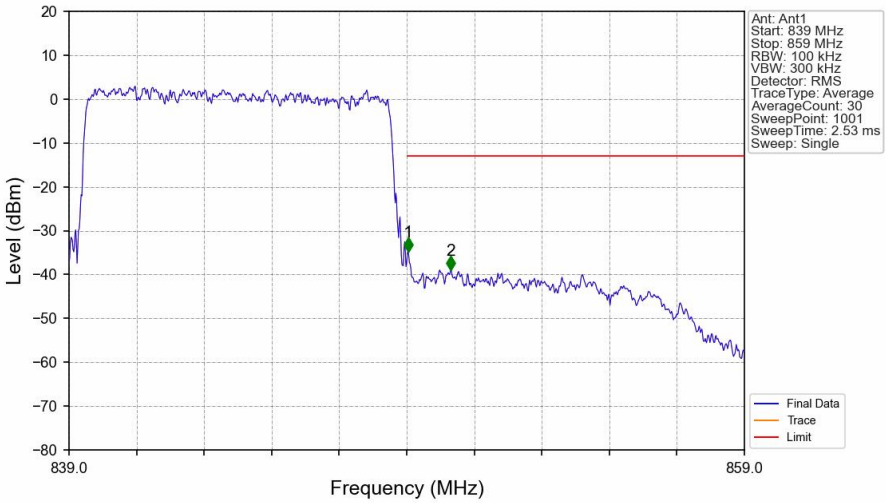

Start (MHz)	Stop (MHz)	RBW (MHz)	Method	Marker No.	Freq (MHz)	Level (dBm)	Limit (dBm)	Result
839	849	0.1	/	/	/	/	/	/
849	850	0.1	/	1	849.040	-34.71	-13	Pass
850	859	0.1	/	2	850.300	-39.03	-13	Pass

6. Radiated Spurious Emission

6.1 Test Result

LTE Band 5_Channel Bandwidth 1.4MHz_QPSK_ Low Channel

Frequency (MHz)	P_{Mea} (dBm)	P_{cl} (dB)	Distance	G_a Antenna Gain(dB)	Peak EIRP (dBm)	Limit (dBm)	Margin (dB)	Polarization
1649.40	-42.25	4.73	3.00	9.42	-37.56	-13.00	24.56	H
2474.10	-54.51	6.02	3.00	10.48	-50.05	-13.00	37.05	H
1649.40	-46.58	4.73	3.00	9.42	-41.89	-13.00	28.89	V
2474.10	-52.32	6.02	3.00	10.48	-47.86	-13.00	34.86	V

LTE Band 5_Channel Bandwidth 1.4MHz_QPSK_ Middle Channel

Frequency (MHz)	P_{Mea} (dBm)	P_{cl} (dB)	Distance	G_a Antenna Gain(dB)	Peak EIRP (dBm)	Limit (dBm)	Margin (dB)	Polarization
1673.00	-44.26	4.84	3.00	9.51	-39.59	-13.00	26.59	H
2509.00	-49.47	6.09	3.00	10.50	-45.06	-13.00	32.06	H
1673.00	-48	4.84	3.00	9.51	-43.33	-13.00	30.33	V
2509.00	-51.39	6.09	3.00	10.50	-46.98	-13.00	33.98	V

LTE Band 5_Channel Bandwidth 1.4MHz_QPSK_ High Channel

Frequency (MHz)	P_{Mea} (dBm)	P_{cl} (dB)	Distance	G_a Antenna Gain(dB)	Peak EIRP (dBm)	Limit (dBm)	Margin (dB)	Polarization
1696.60	-44.13	4.95	3.00	9.76	-39.32	-13.00	26.32	H
2544.90	-52.5	6.12	3.00	10.51	-48.11	-13.00	35.11	H
1696.60	-47.03	4.95	3.00	9.76	-42.22	-13.00	29.22	V
2544.90	-48.95	6.12	3.00	10.51	-44.56	-13.00	31.56	V

LTE Band 5_Channel Bandwidth 5MHz_QPSK_ Low Channel

Frequency (MHz)	P_{Mea} (dBm)	P_{cl} (dB)	Distance	G_a Antenna Gain(dB)	Peak EIRP (dBm)	Limit (dBm)	Margin (dB)	Polarization
1653.00	-47.67	4.76	3.00	9.42	-43.01	-13.00	30.01	H
2479.50	-51.43	6.05	3.00	10.48	-47.00	-13.00	34	H
1653.00	-42.26	4.76	3.00	9.76	-37.26	-13.00	24.26	V
2479.50	-57.27	6.05	3.00	10.55	-52.77	-13.00	39.77	V

LTE Band 5_Channel Bandwidth 5MHz_QPSK_ Middle Channel

Frequency (MHz)	P_{Mea} (dBm)	P_{cl} (dB)	Distance	G_a Antenna Gain(dB)	Peak EIRP (dBm)	Limit (dBm)	Margin (dB)	Polarization
1673.00	-41.91	4.84	3.00	9.51	-37.24	-13.00	24.24	H
2509.00	-52.36	6.09	3.00	10.50	-47.95	-13.00	34.95	H
1673.00	-46.67	4.84	3.00	9.51	-42.00	-13.00	29	V

2509.00	-53.82	6.09	3.00	10.50	-49.41	-13.00	36.41	V

LTE Band 5_Channel Bandwidth 5MHz_QPSK_ High Channel

Frequency (MHz)	P_{Mea} (dBm)	P_{cl} (dB)	Distance	G_a Antenna Gain(dB)	Peak EIRP (dBm)	Limit (dBm)	Margin (dB)	Polarization
1693.00	-48.13	4.99	3.00	9.76	-43.36	-13.00	30.36	H
2539.50	-48.79	6.16	3.00	10.51	-44.44	-13.00	31.44	H
1693.00	-44.57	4.99	3.00	9.76	-39.80	-13.00	26.8	V
2539.50	-49.14	6.16	3.00	10.51	-44.79	-13.00	31.79	V

LTE Band 5_Channel Bandwidth 10MHz_QPSK_ Low Channel

Frequency (MHz)	P_{Mea} (dBm)	P_{cl} (dB)	Distance	G_a Antenna Gain(dB)	Peak EIRP (dBm)	Limit (dBm)	Margin (dB)	Polarization
1658.00	-51.38	4.81	3.00	9.81	-46.38	-13.00	33.38	H
2487.00	-52.89	5.98	3.00	10.86	-48.01	-13.00	35.01	H
1658.00	-47.43	4.81	3.00	9.81	-42.43	-13.00	29.43	V
2487.00	-51.39	5.98	3.00	10.86	-46.51	-13.00	33.51	V

LTE Band 5_Channel Bandwidth 10MHz_QPSK_ Middle Channel

Frequency (MHz)	P_{Mea} (dBm)	P_{cl} (dB)	Distance	G_a Antenna Gain(dB)	Peak EIRP (dBm)	Limit (dBm)	Margin (dB)	Polarization
1673.00	-41.28	4.84	3.00	9.51	-36.61	-13.00	23.61	H
2509.00	-50.56	6.09	3.00	10.50	-46.15	-13.00	33.15	H
1673.00	-40.82	4.84	3.00	9.51	-36.15	-13.00	23.15	V
2509.00	-49.55	6.09	3.00	10.50	-45.14	-13.00	32.14	V

LTE Band 5_Channel Bandwidth 10MHz_QPSK_ High Channel

Frequency (MHz)	P_{Mea} (dBm)	P_{cl} (dB)	Distance	G_a Antenna Gain(dB)	Peak EIRP (dBm)	Limit (dBm)	Margin (dB)	Polarization
1688.00	-42.14	5.03	3.00	9.76	-37.41	-13.00	24.41	H
2532.00	-47.44	6.08	3.00	10.51	-43.01	-13.00	30.01	H
1688.00	-40.44	5.03	3.00	9.76	-35.71	-13.00	22.71	V
2532.00	-50.87	6.08	3.00	10.51	-46.44	-13.00	33.44	V

1. EIRP=P_{Mea}(dBm) - P_{cl}(dB) + G_a(dBi)
2. Margin = Limit - EIRP
3. We were not recorded other points as values lower than limits.